

Memoria de Tráfico

das Estradas da Comunidade Autónoma de
de las Carreteras de la Comunidad Autónoma de

Galicia

2007

Indice

Memoria de Aforos

Listado de Estaci6ns / Listado de Estaciones

2007

Mapas de Tráfico

Memoria de tráfico

1. Introducción

1. Introducción

2. Xeneralidades

2. Generalidades

3. Obxectivos do Plan de Aforos

3. Objetivos del Plan de Aforos

4. Metodoloxía

4. Metodología

5. Tipo de estacións

5. Tipo de estaciones

6. Características Xerais do tráfico en 2007

6. Características Generales del tráfico en 2007

7. Descrición dos datos incluídos na Memoria

7. Descripción de los datos incluidos en la Memoria

8. Anexo de Definicións

8. Anejo de Definiciones

9. Incidencias nos datos de Tráfico de 2007

9. Incidencias en los datos de Tráfico de 2007

10. Calendario 2007

10. Calendario 2007

1.- INTRODUCCIÓN

A Xunta de Galicia a través da Consellería de Política Territorial, Obras Públicas e Transportes ven editando anualmente desde o ano 1993 a Memoria de Tráfico das Estradas Galegas. Por décimo ano consecutivo, a memoria édítase en formato dixital, vindo incluída no CDrom coas aplicacións que permiten visualiza-los datos rexistrados polas estacións de aforo e os planos de intensidades de tráfico da rede. Tamén inclúese un pequeno caderno que contén a modo de resume os datos xerais das estacións de aforo ordenadas por provincia, estrada e punto quilométrico.

No CDrom inclúense dúas aplicacións diferentes, a primeira, realizada en Acrobat, recolle a ficha xenérica cos datos de aforo de cada estación fixa (IMD, % pesados, semana media, día medio, intensidades medias mensuais, I_{30} e I_{150}). A segunda, realizada con MapObjects, permite emprazar sobre un plano da rede de estradas as estacións de aforo fixas e móbiles e amosa-las series históricas de

1.- INTRODUCCIÓN

La Xunta de Galicia a través de la Consellería de Política Territorial, Obras Públicas y Transportes viene editando anualmente desde el año 1993 la Memoria de Tráfico de las Carreteras gallegas. Por décimo año consecutivo, la memoria se edita en formato digital, yendo incluida en un CDrom con las aplicaciones que permiten visualizar los datos registrados por las estaciones de aforo y los planos de intensidades de tráfico de la red. También se incluye un pequeño cuadernillo que contiene a modo de resumen los datos generales de las estaciones de aforo ordenadas éstas por provincia, carretera y punto kilométrico.

En el CDrom se incluyen dos aplicaciones diferentes, la primera, realizada en Acrobat, recoge la ficha genérica con los datos de aforo de cada estación fija (IMD, % pesados, semana media, día medio, intensidades medias mensuales, I_{30} e I_{150}). La segunda, realizada con MapObjects, permite emplazar sobre un plano de la red de carreteras las estaciones de aforo fijas y móbiles y mostrar las series históricas de

IMD e porcentaxes de pesados só para
estacións fixas.

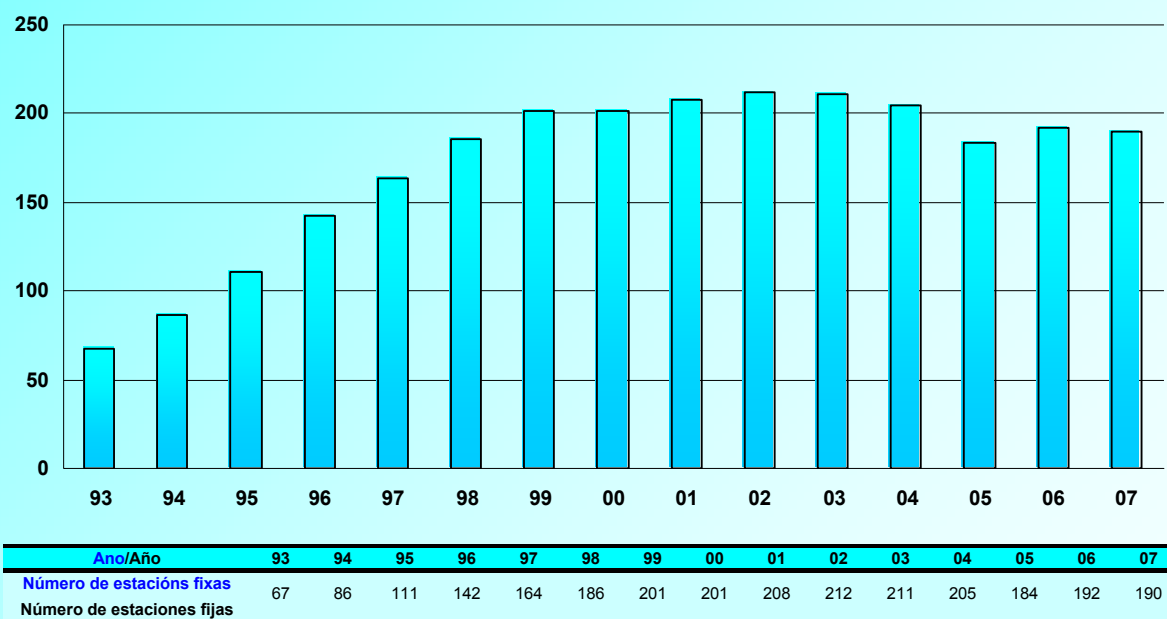
IMD y porcentajes de pesados sólo para
estaciones fijas.

2.-XENERALIDADES

Desde o ano 1.993 a Xunta de Galicia ven seguindo unha política de ampliación e mellora da rede de estacións magnéticas de aforo completando unha malla que abrangue a meirande parte das estradas da Comunidade. No seguinte cuadro pódese apreciar-la evolución do número de estacións de detección magnética ou fixas (tamén denominadas de espiras ou de bucles) desde o ano 1993 ata o ano 2007:

2.-GENERALIDADES

Desde el año 1.993 la Xunta de Galicia viene siguiendo una política de ampliación y mejora de la red de estaciones magnéticas de aforo completando una malla que abarca la mayor parte de las carreteras de la Comunidad. En el siguiente cuadro se puede apreciar la evolución del número de estaciones de detección magnética o fijas (también denominadas de espiras o de bucles) desde el año 1993 hasta el año 2007:



3.-OBXECTIVOS DO PLAN DE AFOROS

O obxectivo básico do vixente Plan de Aforos é o coñecemento do tráfico que circula polas distintas estradas da rede, definido por unha serie de parámetros característicos como a intensidade media diaria ou a porcentaxe de vehículos pesados e as súas variacións ó longo do tempo. Estes parámetros hanse empregar como base para regulacións de tráfico, e para o planeamento e explotación da rede viaria.

Unha vez obtidos estes parámetros que nos definen as características do tráfico na rede, poderán ser empregados para:

- Coñecemento das demandas reais da rede viaria e extrapolación das demandas futuras.
- Comparación obxectiva dunhas vías con outras.
- Priorización dos investimentos futuros, tendo en conta as necesidades das demandas do transporte e o beneficio social.

3.-OBJETIVOS DEL PLAN DE AFOROS

El objetivo básico del vigente Plan de Aforos es el conocimiento del tráfico que circula por las distintas carreteras de la red, definido por una serie de parámetros característicos como la intensidad media diaria o el porcentaje de vehículos pesados y sus variaciones a lo largo del tiempo. Estos parámetros se utilizarán como base para regulaciones de tráfico, y para el planeamiento y explotación de la red viaria.

Una vez obtenidos estos parámetros que nos definen las características del tráfico en la red, los podremos emplear para:

- Conocimiento de las demandas reales de la red viaria y extrapolación de las demandas futuras.
- Comparación objetiva de unas vías con otras.
- Priorización de las inversiones futuras, teniendo en cuenta las necesidades de las demandas del transporte y el beneficio social.

- Obtención de series de datos fiables e obxectivos, imprescindibles para a elaboración de futuros proxectos de novo trazado de estradas, de variantes de poboacións ou de acondicionamento de treitos en mal estado.
 - Determinación das características xeométricas dos diferentes treitos da rede en función do nivel de servicio prestado.
 - Dimensionamento das categorías do firme a empregar para soportar-lo tráfico de vehículos pesados.
 - Análise da incidencia das novas infraestructuras nos usuarios, rexistrando as intensidades reais destas infraestructuras unha vez postas en funcionamento e comparándoas coas intensidades rexistradas antes da apertura.
- Obtención de series de datos fiables y objetivos, imprescindibles para la elaboración de futuros proyectos de nuevo trazado de carreteras, de variantes de poblaciones o de acondicionamiento de tramos en mal estado.
 - Determinación de las características geométricas de los diferentes tramos de la red en función del nivel de servicio prestado.
 - Dimensionamiento de las categorías de firme a emplear para soportar el tráfico de vehículos pesados.
 - Análisis de la incidencia de las nuevas infraestructuras en los usuarios, registrando las intensidades reales de estas infraestructuras una vez puestas en funcionamiento y comparándolas con las intensidades registradas antes de la apertura.

4.-METODOLOXÍA

Tendo en conta a amplitude da rede de estradas que se pretende controlar co Plan de Aforos e a escasez dos equipos dispoñibles, faise necesaria a optimización dos recursos materiais e humanos a empregar. Para iso, cómpre realizar unha selección moi coidadosa das seccións nas que se realizarán os aforos, de tal xeito que tódalas vías da rede queden representadas.

Para obter datos con certa exactitude é necesaria unha rede de estacións de aforo que os rexistren de xeito continuado ó longo do tempo. Este compromiso contraponse á idea de optimiza-los recursos dispoñibles. Para poder acadar os dous obxectivos, é dicir, uns datos fiables e unha optimización dos recursos, recórrese ó *método da mostraxe*.

Este método consiste basicamente en recoller unha información exhaustiva nun número pequeno de seccións elixidas nos treitos máis significativos da rede.

4.-METODOLOGÍA

Teniendo en cuenta la amplitud de la red de carreteras que se pretende controlar con el Plan de Aforos y la escasez de los equipos disponibles, se hace necesaria una optimización de los recursos materiales y humanos a utilizar. Para ello es necesario realizar una selección muy cuidadosa de las secciones en las que se realizarán los aforos, de tal manera que todas las vías de la red queden representadas.

Para obtener datos con cierta exactitud es necesaria una red de estaciones de aforo que los registren de manera continuada a lo largo del tiempo. Este compromiso se contraponen a la idea de optimizar los recursos disponibles. Para poder conseguir los dos objetivos, esto es, unos datos fiables y una optimización de los recursos, se recurre al *método de muestreo*.

Este método consiste básicamente en recoger una información exhaustiva en un número pequeño de secciones elegidas en los tramos más significativos de la red.

Destas seccións dedúcense as leis de variación do tráfico que posteriormente se aplican ó resto das seccións, nas que se rexistraron datos en intervalos curtos de tempo.

Para a realización dos aforos podemos utilizar medios automáticos ou ben medios manuais. No primeiro caso empréganse uns equipos de tipo eléctrico con rexistro de datos en memoria interna. Dependendo do xeito en que estes detectan os vehículos podemos diferenciar entre equipos con detección magnética ou detección pneumática.

A detección magnética ten o seu fundamento no campo magnético que induce sobre unha espira un corpo metálico en movemento. Como os vehículos son corpos metálicos en movemento, tan só necesitaremos dispor dunhas espiras ou bucles para detecta-lo campo magnético inducido. Polo tanto, para dispoñer dunha estación de detección magnética teremos que inserta-las espiras no firme da estrada.

De estas seccións se deducen las leyes de variación del tráfico que posteriormente se aplican al resto de las secciones, en las que se han registrado datos en intervalos más cortos de tiempo.

Para la realización de los aforos podemos utilizar medios automáticos o bien medios manuales. En el primer caso se utilizan unos equipos de tipo eléctrico con registro de datos en memoria interna. Dependiendo de la manera en que éstos detectan los vehículos podemos diferenciar entre equipos con detección magnética o detección neumática.

La detección magnética tiene su fundamento en el campo magnético que induce sobre una espira un cuerpo metálico en movimiento. Como los vehículos son cuerpos metálicos en movimiento, tan sólo necesitaremos disponer de unas espiras o bucles para detectar el campo magnético inducido. Por lo tanto, para disponer de una estación de detección magnética necesitaremos insertar las espiras en el firme de la carretera.

Este tipo de estacións son as que denominamos fixas xa que requiren dunha infraestrutura permanente. Para permitir unha discretización por sentidos de circulación cómpre dispor espiras separadas para cada carril.

Finalmente, se colocamos dúas espiras por carril separadas entre si por unha determinada lonxitude poderemos determinar a velocidade e a lonxitude de cada vehículo, co que poderemos diferenciar entre vehículos lixeiros e pesados.

As estacións magnéticas ou fixas, como xa vimos, precisan dunha instalación fixa consistente en catro bucles magnéticos ou espiras insertados no firme da estrada (para o caso de estradas de dous carrís de circulación) que son os encargados de detecta-las variacións do campo magnético. Aparte das espiras, tamén é necesaria a instalación duns armarios metálicos ou casetas para protexe-los equipos electrónicos que detectan e almacenan os datos e opcionalmente unha placa solar para recarga-las baterías e permitir un meirande período de funcionamento.

Este tipo de estaciones son las que hemos denominado fijas ya que requieren de una infraestructura permanente. Para permitir una discretización por sentidos de circulación necesitaremos disponer espiras separadas para cada carril.

Finalmente, si colocamos dos espiras por carril separadas una determinada longitud podremos determinar la velocidad y la longitud de cada vehículo, con lo que podremos diferenciar entre vehículos ligeros y pesados.

Las estaciones magnéticas o fijas, como hemos visto, necesitan una instalación fija consistente en cuatro bucles magnéticos o espiras embebidos en el firme de la carretera (para el caso de carreteras de dos carriles de circulación) que son los encargados de detectar las variaciones del campo magnético. Aparte de las espiras, también es necesaria la instalación de unos armarios metálicos o casetas para proteger los equipos electrónicos que detectan y almacenan los datos y opcionalmente de una placa solar para ayudar a recargar las baterías y permitir un periodo de funcionamiento mayor.

A detección pneumática fundaméntase na onda pneumática que se xenera no interior dun tubo elástico oco ó recibir un impacto que o esmaga. Se dispomos un tubo destas características atravesando unha estrada, as rodas dos vehículos esmagarán o tubo ó circularen sobre el, xerando no seu interior a conseguinte onda pneumática que será detectada pola membrana sensible do equipo electrónico de contaxe. Loxicamente este sistema detectará o número de eixes que circulan sobre o tubo. Sen embargo, o equipo en función do tempo transcorrido entre eixes, pode chegar a determina-lo número de vehículos que circulan pola sección cun erro admisible.

Se desexamos discriminar por sentidos, cómpre dispor dous tubos paralelos atravesando a calzada, de tal xeito que o equipo poida diferencia-lo sentido do vehículo en función de cal dos dous tubos transmita primeiro o impulso pneumático. Este tipo de detección non permite discriminar entre lixeiros e pesados.

La detección neumática se fundamenta en la onda neumática que se genera en el interior de un tubo elástico hueco al recibir un impacto que lo aplasta. Si disponemos un tubo de estas características atravesando una carretera las ruedas de los vehículos aplastarán el tubo al circular sobre él, generando en su interior la conseguinte onda neumática que será detectada por la membrana sensible del equipo electrónico de contaje. Lógicamente este sistema detectará el número de ejes que circulan sobre el tubo. Sin embargo, el equipo en función del tiempo transcurrido entre ejes puede llegar a determinar el número de vehículos que circulan por la sección con un error admisible.

Si deseamos discriminar por sentidos, necesitaremos disponer dos tubos paralelos atravesando la calzada, de tal manera que el equipo pueda diferenciar el sentido del vehículo en función de cual de los dos tubos transmita primero el impulso neumático. Este tipo de detección no permite discriminar entre ligeros y pesados.

A detección pneumática non require de ningún tipo de instalación fixa, xa que as gomas ou tubos pneumáticos instálanse durante un período curto de días e despois desmóntanse para situalos noutro lugar, denominándose estacións móbiles.

As estacións de detección magnética proporcionan uns datos máis completos e fiables xa que permiten unha diferenciación entre vehículos lixeiros e pesados, discriminación por sentidos, cálculo de velocidades, etc.

Durante o ano 2007 explotáronse un total de duascientas noventa e nove (299) estacións, das que cento noventa (190) foron fixas ou de detección magnética e cento nove (109) de detección pneumática. Polo tanto, a detección magnética representou durante o ano 2007 o sesenta e catro por cento do total.

La detección neumática no requiere de ningún tipo de instalación fija, ya que los tubos o gomas neumáticas se instalan durante un periodo corto de días y después se desmontan para situarlas en otro lugar, denominándose estaciones móbiles.

Las estaciones de detección magnética proporcionan unos datos más completos y fiables ya que permiten una diferenciación entre vehículos ligeros y pesados, discriminación por sentidos, cálculo de velocidades, etc.

Durante el año 2007 se explotaron un total de doscientas noventa y nueve (299) estaciones, de las que ciento noventa (190) fueron fijas o de detección magnética y ciento nueve (109) de detección neumática. Por tanto, la detección magnética representó durante el año 2007 el sesenta y cuatro por ciento del total.

5.- TIPO DE ESTACIONES

A Subdirección Xeral de Estradas decidiu adoptar unha tipoloxía de estacións lixeiramente diferente á empregada pola Dirección General de Carreteras del Ministerio de Fomento no Plan Nacional de Aforos.

A tipoloxía empregada clasifica as estacións en permanentes e complementarias. A diferencia entre unhas e outras radica no período de recollida de datos.

- Estacións Permanentes.

Son estacións nas que se aforan tódalas horas de tódolos días do ano, por medio dun rexistrador de detección magnética, realizando unha clasificación dos vehículos entre lixeiros e pesados.

Ó realizar unha recollida de datos dun xeito continuo ó longo de todo o ano, estas estacións permítenos un coñecemento das variacións típicas

5.- TIPO DE ESTACIONES

La Subdirección Xeral de Estradas ha decidido adoptar una tipología de estaciones ligeramente diferente a la empleada por la Dirección General de Carreteras del Ministerio de Fomento en el Plan Nacional de Aforos.

La tipología empleada clasifica las estaciones en permanentes y complementarias. La diferencia entre unas y otras radica en el periodo de recogida de datos.

- Estaciones Permanentes.

Son estaciones en las que se aforan todas las horas de todos los días del año, por medio de un registrador de detección magnética, realizando una clasificación de los vehículos entre ligeros y pesados.

Al realizar una recogida de datos de una manera continua a lo largo de todo el año, estas estaciones nos permiten un conocimiento de las variaciones típicas

do tráfico (anual, mensual, semanal e diaria).

- Estacións Complementarias.

Consideraranse estacións complementarias todas aquelas que non entran nas tipoloxías anteriores. Dentro desta categoría ímonos atopar con dúas tipoloxías, aquelas que utilizan a detección magnética e polo tanto son estacións fixas, e as que utilizan a detección pneumática, e polo tanto son estacións non fixas.

No primeiro caso, as estacións deberán rexistrar datos ó menos durante dous períodos de 30 días non consecutivos.

As estacións pneumáticas deberán rexistrar datos durante alomenos un período dunha semana completa.

As 299 estacións explotadas durante o ano 2007 distribuíronse do xeito seguinte:

del tráfico (anual, mensual, semanal y diaria).

- Estaciones Complementarias.

Se considerarán estaciones complementarias todas aquellas que no entran en las tipologías anteriores. Dentro de esta categoría nos vamos a encontrar con dos tipologías, aquellas que utilizan la detección magnética y por tanto son estaciones fijas, y las que utilizan la detección neumática, y por tanto son estaciones no fijas.

En el primer caso, las estaciones deberán registrar datos al menos durante dos periodos de 30 días no consecutivos.

Las estaciones neumáticas deberán registrar datos durante al menos un periodo de una semana completa.

Las 299 estaciones explotadas durante el año 2007 se han distribuido de la siguiente manera:

| ESTACIONES OPERATIVAS 2007 / ESTACIONES OPERATIVAS 2007 | | | | | |
|--|-----------------|-------------|----------------|-------------------|--------------|
| | A Coruña | Lugo | Ourense | Pontevedra | Total |
| Est. Permanentes | 28 | 9 | 5 | 27 | 69 |
| Est. Complementarias (Esp) | 44 | 24 | 20 | 33 | 121 |
| Est. Complementarias (Gom) | 61 | 5 | 13 | 30 | 109 |
| Total | 133 | 38 | 38 | 90 | 299 |

- Outras estacións.

Por outra parte, tiverónse en conta para a redacción desta memoria de tráfico os datos aportados polas estacións permanentes e complementarias que a Dirección General de Tráfico (DGT) explotou na rede autonómica de estradas. Estas estacións complementarias da DGT aforan un total de 15 días consecutivos ao longo do ano. As estacións permanentes aforan a totalidade dos días do ano. A relación destas estacións é a seguinte:

| PROVINCIA | Estrada/Carretera | PK | CÓDIGO | TIPO 2007 |
|------------|-------------------|-------|---------------|--------------------|
| A Coruña | AC-250 | 0,00 | AC-250(0)DGT | PERMANENTE-DGT |
| A Coruña | AC-543 | 0,68 | AC-543(0)DGT | PERMANENTE-DGT |
| A Coruña | AC-841 | 0,70 | AC-841(0)DGT | PERMANENTE-DGT |
| Lugo | LU-530 | 2,60 | LU-530(2)DGT | PERMANENTE-DGT |
| Lugo | LU-546 | 0,67 | LU-546(0)DGT | PERMANENTE-DGT |
| A Coruña | AC-115 | 0,40 | AC-115(0)DGT | COMPLEMENTARIA-DGT |
| A Coruña | AC-116 | 0,98 | AC-116(0)DGT | COMPLEMENTARIA-DGT |
| A Coruña | AC-122 | 2,12 | AC-122(2)DGT | COMPLEMENTARIA-DGT |
| A Coruña | AC-162 | 1,28 | AC-162(1)DGT | COMPLEMENTARIA-DGT |
| A Coruña | AC-173 | 7,85 | AC-173(7)DGT | COMPLEMENTARIA-DGT |
| A Coruña | AC-214 | 8,42 | AC-214(8)DGT | COMPLEMENTARIA-DGT |
| A Coruña | AC-300 | 0,80 | AC-300(0)DGT | COMPLEMENTARIA-DGT |
| A Coruña | AC-415 | 1,50 | AC-415(1)DGT | COMPLEMENTARIA-DGT |
| A Coruña | AC-544 | 0,89 | AC-544(0)DGT | COMPLEMENTARIA-DGT |
| A Coruña | AC-551 | 0,97 | AC-551(0)DGT | COMPLEMENTARIA-DGT |
| A Coruña | AC-552 | 1,72 | AC-552(1)DGT | COMPLEMENTARIA-DGT |
| A Coruña | AC-566 | 14,24 | AC-566(14)DGT | COMPLEMENTARIA-DGT |
| A Coruña | AC-566 | 27,58 | AC-566(27)DGT | COMPLEMENTARIA-DGT |
| A Coruña | AC-566 | 3,52 | AC-566(3)DGT | COMPLEMENTARIA-DGT |
| A Coruña | AC-840 | 2,84 | AC-840(2)DGT | COMPLEMENTARIA-DGT |
| A Coruña | AC-862 | 6,00 | AC-862(6)DGT | COMPLEMENTARIA-DGT |
| A Coruña | AC-960 | 4,82 | AC-960(4)DGT | COMPLEMENTARIA-DGT |
| A Coruña | AG-55 | 12,81 | AG-55(12)DGT | COMPLEMENTARIA-DGT |
| A Coruña | AG-55 | 3,22 | AG-55(3)DGT | COMPLEMENTARIA-DGT |
| A Coruña | AG-64 | 28,50 | AG-64(28)DGT | COMPLEMENTARIA-DGT |
| Lugo | LU-115 | 0,60 | LU-115(0)DGT | COMPLEMENTARIA-DGT |
| Lugo | LU-232 | 1,48 | LU-232(1)DGT | COMPLEMENTARIA-DGT |
| Ourense | OU-320 | 12,62 | OU-320(12)DGT | COMPLEMENTARIA-DGT |
| Ourense | OU-510 | 1,32 | OU-510(1)DGT | COMPLEMENTARIA-DGT |
| Ourense | OU-540 | 3,95 | OU-540(3)DGT | COMPLEMENTARIA-DGT |
| Pontevedra | CG-4.1 | 10,50 | CG-4.1(10)DGT | COMPLEMENTARIA-DGT |
| Pontevedra | PO-223 | 0,86 | PO-223(0)DGT | COMPLEMENTARIA-DGT |
| Pontevedra | PO-225 | 0,96 | PO-225(0)DGT | COMPLEMENTARIA-DGT |
| Pontevedra | PO-330 | 6,28 | PO-330(6)DGT | COMPLEMENTARIA-DGT |
| Pontevedra | PO-531 | 3,30 | PO-531(3)DGT | COMPLEMENTARIA-DGT |
| Pontevedra | PO-551 | 16,26 | PO-551(16)DGT | COMPLEMENTARIA-DGT |

- Otras estaciones.

Por otra parte, se han tenido en cuenta para la redacción de esta memoria de tráfico los datos aportados por las estaciones permanentes y complementarias que la Dirección General de Tráfico (DGT) explotó en la red autonómica de carreteras. Estas estaciones complementarias de la DGT aforan un total de 15 días consecutivos a lo largo del año. Las estaciones permanentes aforan la totalidad de los días del año. La relación de estas estaciones es la siguiente:

6.-CARACTERÍSTICAS XERAIS DO TRÁFICO EN 2007

Analizando os datos rexistrados polas estacións de aforo que funcionaron tanto no ano 2006 como no 2007 despréndese que as intensidades rexistradas por elas experimentaron un incremento do 5,2 por cento para o global de Galicia, fronte ó 0,3 por cento que se registrou no período 05-06. Desglosándoo por provincias, o meirande incremento rexistrouse na provincia de A Coruña cun 6,4 por cento, seguida por Ourense co 4,9 por cento. As provincias de Lugo e Pontevedra rexistraron un crecemento do 4,2 por cento.

Do tráfico rexistrado polas estacións de aforo durante 2007 o 8,4 por cento correspondeuse con vehículos pesados, valor similar ó rexistrado o ano anterior (7,8%). Por provincias, as porcentaxes máis elevadas rexistráronse un ano máis en Lugo e A Coruña, co 11,2% e o 8,2 % respectivamente. Polo contrario, os valores mínimos corresponderon ás provincias de Ourense e Pontevedra,

6.- CARACTERÍSTICAS GENE- RALES DEL TRÁFICO EN 2007

Analizando los datos registrados por las estaciones de aforo que funcionaron tanto en el año 2006 como en el 2007 se desprende que las intensidades registradas por ellas experimentaron un incremento del 5,2 por ciento para el global de Galicia, frente al 0,3 por ciento registrado en el periodo 05-06. Desglosándolo por provincias, el incremento mayor se registró en la provincia de A Coruña con un 6,4 por ciento, seguida por Ourense con el 4,9 por ciento. Las provincias de Lugo y Pontevedra registraron un crecimiento del 4,2 por ciento.

Del tráfico registrado por las estaciones de aforo durante 2007 el 8,4 por ciento se correspondió con vehículos pesados, valor similar al registrado el año anterior (7,8)%. Por provincias, los porcentajes más elevados se registraron un año más en Lugo y A Coruña, con el 11,2% y el 8,2 % respectivamente. Por el contrario los valores mínimos correspondieron a las provincias de Ourense y Pontevedra,

co 7,9 e o 6,1 por cento respectivamente. Na seguinte táboa representáronse as lonxitudes aforadas por provincia e por intervalos de intensidade:

| LONXITUDES/LONGITUDES AFORADAS POR INTERVALOS DE IMD | | | | | |
|---|-----------------|-----------------|-----------------|-------------------|-----------------|
| INTERVALO IMD | A Coruña | Lugo | Ourense | Pontevedra | Galicia |
| <1.000 | 258,62 | 718,28 | 520,35 | 273,84 | 1771,09 |
| 1.000-2.999 | 564,08 | 500,44 | 356,97 | 392,08 | 1813,57 |
| 3.000-4.999 | 323,42 | 74,13 | 42,44 | 160,78 | 600,77 |
| 5.000-9.999 | 320,51 | 113,62 | 78,72 | 231,94 | 744,79 |
| 10.000-14.999 | 121,52 | 19,76 | 10,27 | 157,84 | 309,39 |
| 15.000-24.999 | 64,51 | | | 59,89 | 124,40 |
| >25.000 | 8,19 | | | | 8,19 |
| TOTAL | 1.660,85 | 1.426,23 | 1.008,75 | 1.276,37 | 5.372,20 |

Para a determinación desta táboa e das que seguen consideráronse tódolos aforos realizados nos últimos anos, expandindo os datos ata o ano 2007 naqueles casos no que o aforo non fose deste mesmo ano.

Nas táboas que se acompañan inclúese o cálculo dos vehículos-kilómetro anuais por intervalos de intensidade, para cada unha das provincias:

con el 7,9 y el 6,1 por ciento respectivamente. En la siguiente tabla se han representado las longitudes aforadas por provincia y por intervalos de intensidad:

Para la determinación de esta tabla y de las que siguen se han considerado todos los aforos realizados en los últimos años, expandiendo los datos hasta el año 2007 en aquellos casos en que el aforo no fuera de este mismo año.

En las tablas que se acompañan se incluye el cálculo de los vehículos-kilómetro anuales por intervalos de intensidad, para cada una de las provincias:

| A Coruña | | | | | | |
|---------------|---------------------------------|--------------|------------------------------------|------------------------------------|-------------|--|
| INTERVALO IMD | LONXITUDE (QM) LONGITUD (KM) | IMD MEDIA | VEH-KM (x10 ⁵) TOTALES | VEH-KM (x10 ⁵) PESADOS | % Pes. | |
| <1.000 | 258,62 | 555 | 52,4 | 4,6 | 8,8% | |
| 1.000-2.999 | 564,08 | 1.845 | 379,9 | 32,7 | 8,6% | |
| 3.000-4.999 | 323,42 | 4.021 | 474,7 | 41,6 | 8,8% | |
| 5.000-9.999 | 320,51 | 6.930 | 810,7 | 64,2 | 7,9% | |
| 10.000-14.999 | 121,52 | 11.848 | 525,5 | 40,8 | 7,8% | |
| 15.000-24.999 | 64,51 | 18.623 | 438,5 | 24,9 | 5,7% | |
| >25.000 | 8,19 | 33.920 | 101,4 | 4,8 | 4,7% | |
| TOTAL | 1.660,85 | 4.591 | 2.783,1 | 213,6 | 7,7% | |

| Lugo | | | | | | |
|---------------|---------------------------------|--------------|------------------------------------|------------------------------------|--------------|--|
| INTERVALO IMD | LONXITUDE (QM) LONGITUD (KM) | IMD MEDIA | VEH-KM (x10 ⁵) TOTALES | VEH-KM (x10 ⁵) PESADOS | % Pes. | |
| <1.000 | 718,28 | 460 | 120,6 | 16,2 | 13,4% | |
| 1.000-2.999 | 500,44 | 1.743 | 318,4 | 36,8 | 11,6% | |
| 3.000-4.999 | 74,13 | 4.158 | 112,5 | 12,8 | 11,4% | |
| 5.000-9.999 | 113,62 | 6.696 | 277,7 | 31,1 | 11,2% | |
| 10.000-14.999 | 19,76 | 10.953 | 79,0 | 8,6 | 10,9% | |
| 15.000-24.999 | | | | | | |
| >25.000 | | | | | | |
| TOTAL | 1.426,23 | 1.745 | 908,2 | 105,5 | 11,6% | |

| Ourense | | | | | | |
|---------------|---------------------------------|--------------|------------------------------------|------------------------------------|-------------|--|
| INTERVALO IMD | LONXITUDE (QM) LONGITUD (KM) | IMD MEDIA | VEH-KM (x10 ⁵) TOTALES | VEH-KM (x10 ⁵) PESADOS | % Pes. | |
| <1.000 | 520,35 | 403 | 76,6 | 6,8 | 8,9% | |
| 1.000-2.999 | 356,97 | 1.736 | 226,2 | 19,7 | 8,7% | |
| 3.000-4.999 | 42,44 | 3.809 | 59,0 | 5,4 | 9,2% | |
| 5.000-9.999 | 78,72 | 6.369 | 183,0 | 17,4 | 9,5% | |
| 10.000-14.999 | 10,27 | 12.592 | 47,2 | 2,7 | 5,7% | |
| 15.000-24.999 | | | | | | |
| >25.000 | | | | | | |
| TOTAL | 1.008,75 | 1.608 | 592,0 | 52,0 | 8,8% | |

| Pontevedra | | | | | |
|---------------|---------------------------------|--------------|------------------------------------|------------------------------------|-------------|
| INTERVALO IMD | LONXITUDE (QM) LONGITUD (KM) | IMD MEDIA | VEH-KM (x10 ⁶) TOTALES | VEH-KM (x10 ⁶) PESADOS | % Pes. |
| <1.000 | 273,84 | 474 | 47,4 | 3,1 | 6,5% |
| 1.000-2.999 | 392,08 | 1.810 | 259,0 | 16,6 | 6,4% |
| 3.000-4.999 | 160,78 | 3.780 | 221,8 | 14,0 | 6,3% |
| 5.000-9.999 | 231,94 | 6.907 | 584,7 | 37,1 | 6,3% |
| 10.000-14.999 | 157,84 | 12.423 | 715,7 | 39,4 | 5,5% |
| 15.000-24.999 | 59,89 | 18.344 | 401,0 | 26,5 | 6,6% |
| >25.000 | | | | | |
| TOTAL | 1.276,37 | 4.786 | 2.229,6 | 136,7 | 6,1% |

Na seguinte táboa efectuouse o total dos catro cadros anteriores, obténdose por conseguinte, a táboa de vehículos-quilómetro por intervalos de I.M.D. para o conxunto de Galicia.

En la siguiente tabla se ha efectuado el total de los cuatro cuadros anteriores, obteniéndose, por consiguiente, la tabla de vehículos-kilómetro por intervalos de I.M.D. para el conjunto de Galicia.

| Galicia | | | | | |
|---------------|---------------------------------|--------------|------------------------------------|------------------------------------|-------------|
| INTERVALO IMD | LONXITUDE (QM) LONGITUD (KM) | IMD MEDIA | VEH-KM (x10 ⁶) TOTALES | VEH-KM (x10 ⁶) PESADOS | % Pes. |
| <1.000 | 1.771,09 | 459 | 297,0 | 30,7 | 10,3% |
| 1.000-2.999 | 1.813,57 | 1.788 | 1.183,5 | 105,8 | 8,9% |
| 3.000-4.999 | 600,77 | 3.958 | 868,0 | 73,8 | 8,5% |
| 5.000-9.999 | 744,79 | 6.828 | 1.856,1 | 149,8 | 8,1% |
| 10.000-14.999 | 309,39 | 12.109 | 1.367,4 | 91,5 | 6,7% |
| 15.000-24.999 | 124,40 | 18.489 | 839,5 | 51,4 | 6,1% |
| >25.000 | 8,19 | 33.920 | 101,4 | 4,8 | 4,7% |
| TOTAL | 5.372,20 | 3.321 | 6.512,9 | 507,8 | 7,8% |

En canto ás porcentaxes de pesados, éstas son similares ás determinadas considerando só os rexistrados polas estacións de aforo magnéticas (8,4 por cento).

En cuanto a los porcentajes de pesados, éstos son parecidos a los determinados considerando sólo los registrados por las estaciones de aforo magnéticas (8,4 por ciento).

Realizando a análise segundo tipo de rede para cada provincia obtemos os seguintes resultados.

Realizando el análisis según el tipo de red para cada provincia obtenemos los siguientes resultados.

| A Coruña | | | | | |
|-----------------|-----------------|--------------|------------------------------------|------------------------------------|-------------|
| TIPO REDE | LONXITUDE (QM) | IMD MEDIA | VEH-KM (x10 ⁶) TOTALES | VEH-KM (x10 ⁶) PESADOS | % Pes. |
| TIPO RED | LONGITUD (KM) | | | | |
| VAC | 113,36 | 9.788 | 405,0 | 40,4 | 10,0% |
| PB | 558,09 | 6.287 | 1.280,7 | 99,7 | 7,8% |
| PC | 504,06 | 4.130 | 759,9 | 53,3 | 7,0% |
| S | 485,34 | 1.905 | 337,5 | 20,2 | 6,0% |
| TOTAL | 1.660,85 | 4.591 | 2.783,1 | 213,6 | 7,7% |

VAC (Vía alta capacidade/Vía alta capacidad), PB (Primaria básica), PC (Primaria complementaria), S (Secundaria)

| Lugo | | | | | |
|--------------|-----------------|--------------|------------------------------------|------------------------------------|--------------|
| TIPO REDE | LONXITUDE (QM) | IMD MEDIA | VEH-KM (x10 ⁶) TOTALES | VEH-KM (x10 ⁶) PESADOS | % Pes. |
| TIPO RED | LONGITUD (KM) | | | | |
| VAC | 32,79 | 2.214 | 26,5 | 2,9 | 10,9% |
| PB | 236,74 | 5.040 | 435,5 | 48,8 | 11,2% |
| PC | 499,14 | 1.579 | 287,6 | 36,8 | 12,8% |
| S | 657,56 | 661 | 158,6 | 17,0 | 10,7% |
| TOTAL | 1.426,23 | 1.745 | 908,2 | 105,5 | 11,6% |

VAC (Vía alta capacidade/Vía alta capacidad), PB (Primaria básica), PC (Primaria complementaria), S (Secundaria)

| Ourense | | | | | |
|----------------|-----------------|--------------|------------------------------------|------------------------------------|-------------|
| TIPO REDE | LONXITUDE (QM) | IMD MEDIA | VEH-KM (x10 ⁶) TOTALES | VEH-KM (x10 ⁶) PESADOS | % Pes. |
| TIPO RED | LONGITUD (KM) | | | | |
| VAC | 18,30 | 5.090 | 34,0 | 4,8 | 14,1% |
| PB | 299,90 | 3.205 | 350,8 | 28,3 | 8,1% |
| PC | 100,65 | 1.396 | 51,3 | 4,9 | 9,6% |
| S | 589,90 | 724 | 155,9 | 14,0 | 9,0% |
| TOTAL | 1.008,75 | 1.608 | 592,0 | 52,0 | 8,8% |

VAC (Vía alta capacidade/Vía alta capacidad), PB (Primaria básica), PC (Primaria complementaria), S (Secundaria)

| Pontevedra | | | | | |
|--------------|-----------------|--------------|------------------------------------|------------------------------------|-------------|
| TIPO REDE | LONXITUDE (QM) | IMD MEDIA | VEH-KM (x10 ⁶) TOTALES | VEH-KM (x10 ⁶) PESADOS | % Pes. |
| TIPO RED | LONGITUD (KM) | | | | |
| VAC | 93,79 | 8.904 | 304,8 | 17,4 | 5,7% |
| PB | 306,42 | 8.532 | 954,3 | 66,9 | 7,0% |
| PC | 340,02 | 4.730 | 587,0 | 32,4 | 5,5% |
| S | 536,14 | 1.960 | 383,5 | 20,0 | 5,2% |
| TOTAL | 1.276,37 | 4.786 | 2.229,6 | 136,7 | 6,1% |

VAC (Vía alta capacidade/Vía alta capacidad), PB (Primaria básica), PC (Primaria complementaria), S (Secundaria)

Na seguinte táboa efectuouse o total dos catro cadros anteriores, obténdose, por conseguinte, a táboa de vehículos-quilómetro por tipo de rede para o conxunto de Galicia.

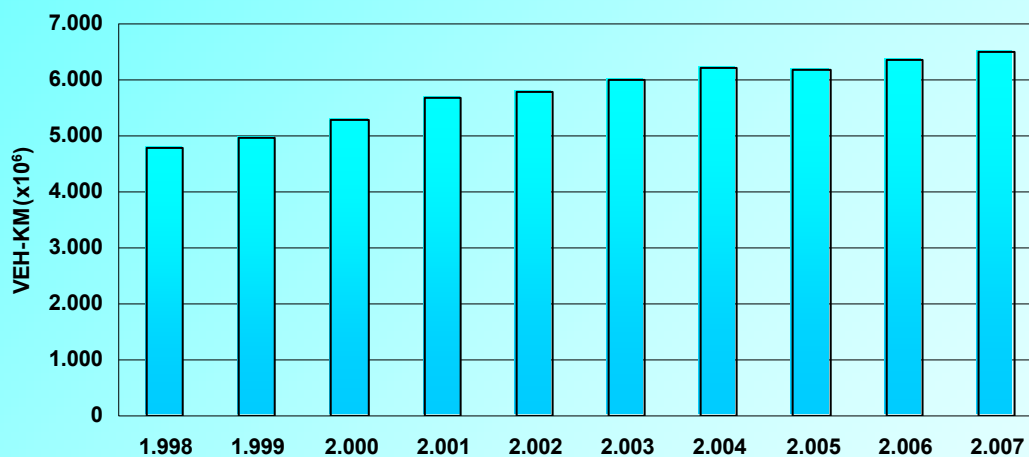
En la siguiente tabla se ha efectuado el total de los cuatro cuadros anteriores, obteniéndose, por consiguiente, la tabla de vehículos-kilómetro por tipo de red para el conjunto de Galicia.

| Galicia | | | | | |
|--------------|-----------------|--------------|------------------------------------|------------------------------------|-------------|
| TIPO REDE | LONXITUDE (QM) | IMD MEDIA | VEH-KM (x10 ⁶) TOTALES | VEH-KM (x10 ⁶) PESADOS | % Pes. |
| TIPO RED | LONGITUD (KM) | | | | |
| VAC | 258,2 | 8.172 | 770,3 | 65,5 | 8,5% |
| PB | 1.401,2 | 5.908 | 3.021,3 | 243,7 | 8,1% |
| PC | 1.443,9 | 3.199 | 1.685,8 | 127,4 | 7,6% |
| S | 2.268,9 | 1.250 | 1.035,5 | 71,2 | 6,9% |
| TOTAL | 5.372,20 | 3.321 | 6.512,9 | 507,8 | 7,8% |

VAC (Vía alta capacidade/Vía alta capacidad), PB (Primaria básica), PC (Primaria complementaria), S (Secundaria)

Por último, obsérvase a continuación a evolución do tráfico dos últimos nove anos. Na táboa compáranse os valores de lonxitude total da rede, IMD e vehículos-quilómetro para cada ano. Obtense, ademais, o incremento anual do tráfico para cada ano con respecto ó anterior, e o crecemento medio anual desde 1998 hasta cada un dos anos posteriores.

Por último, se observa a continuación la evolución del tráfico de los últimos nueve años. En la tabla se comparan los valores de longitud total de la red, IMD y vehículos-kilómetro para cada año. Se obtiene, además, el incremento anual del tráfico para cada año con respecto al anterior y el crecimiento medio anual desde 1998 hasta cada uno de los años posteriores.



| Galicia | | | | | |
|---------|---------------------------------|-----------|----------------------------|------------------|------------------------------------|
| ANO/AÑO | LONXITUDE (QM) LONGITUD (KM) | IMD MEDIA | VEH-KM (x10 ⁶) | Incremento anual | Crecimiento medio anual desde 1998 |
| 1.998 | 4.448,7 | 2.947 | 4.784,5 | | |
| 1.999 | 4.588,5 | 2.958 | 4.953,6 | 3,5% | 3,5% |
| 2.000 | 5.044,0 | 2.865 | 5.274,4 | 6,5% | 5,0% |
| 2.001 | 5.097,8 | 3.055 | 5.684,0 | 7,8% | 5,9% |
| 2.002 | 5.131,2 | 3.083 | 5.774,7 | 1,6% | 4,8% |
| 2.003 | 5.214,9 | 3.145 | 5.985,5 | 3,7% | 4,6% |
| 2.004 | 5.258,4 | 3.244 | 6.226,5 | 4,0% | 4,5% |
| 2.005 | 5.291,4 | 3.202 | 6.183,3 | -0,7% | 3,7% |
| 2.006 | 5.307,5 | 3.274 | 6.342,0 | 2,6% | 3,6% |
| 2.007 | 5.372,2 | 3.321 | 6.512,9 | 2,7% | 3,5% |

7.- DESCRIPCIÓN DOS DATOS INCLUÍDOS NA MEMORIA

Para cada unha das estacións de aforo magnéticas explotadas durante o ano 2007 realizouse unha ficha que contén a información máis relevante para coñecer-las características do tráfico nesa sección de control.

Estas fichas posúen cinco bloques de datos, consistentes en datos xerais, variación mensual, semana media, día medio e evolución anual. Os datos xerais, emprazados na parte superior da ficha, conteñen a información para emplazar-la estación (denominación, estrada, pk e tipo de estación) e os datos de aforo principais (I.M.D., porcentaxe de pesados e as intensidades de proxecto I_{30} e I_{150}). Na semana media reflíctese a variación da intensidade diaria e a porcentaxe de pesados en función do día da semana *(Ver apartado 9. Incidencias nos datos de tráfico de 2007).

Na variación mensual reflíctese a evolución dos dous parámetros

7.- DESCRIPCIÓN DE LOS DATOS INCLUIDOS EN LA MEMORIA

Para cada una de las estaciones de aforo magnéticas explotadas durante el año 2007 se ha realizado una ficha que contiene la información más relevante para conocer las características del tráfico en esa sección de control.

Estas fichas poseen cinco bloques de datos consistentes en datos generales, variación mensual, semana media, día medio y evolución anual. Los datos generales, emplazados en la parte superior de la ficha, contienen la información para emplazar la estación (denominación, carretera, pk y tipo de estación) y los datos de aforo principales (I.M.D., porcentaje de pesados y las intensidades de proyecto I_{30} e I_{150}). En la semana media se refleja la variación de la intensidad diaria y el porcentaje de pesados en función del día de la semana *(Ver apartado 9. Incidencias en los datos de tráfico de 2007).

En la variación mensual se refleja la evolución de los dos parámetros

anteriores, en función dos diferentes meses do ano. Tamén se representan os meses con datos reais e reconstruídos (estimados pola comparación cos datos reais de anos anteriores ou cos datos reais de estacións afíns), de xeito que os primeiros aparecen en cor negro e os segundos en vermello.

Para rematar, na parte inferior da ficha recóllese a variación da intensidade horaria media anual ó longo do día, diferenciando entre día medio, día laborable e día festivo. Na parte dereita da ficha aparece representada graficamente a variación deses parámetros, referenciándoos non como valor absoluto, senón como porcentaxe da I.M.D. Para rematar tamén inclúese a evolución da I.M.D. desde 2003 ata 2007.

anteriores en función de los diferentes meses del año. También se han representado los meses con datos reales y reconstruidos (estimados por la comparación con los datos reales de años anteriores o con los datos reales de estaciones afines), de manera que los primeros están en color negro y los segundos en rojo.

Finalmente, en la parte inferior de la ficha se recoge la variación de la intensidad horaria media anual a lo largo del día, diferenciando entre día medio, día laborable y día festivo. En la parte derecha de la ficha se ha representado gráficamente la variación de esos parámetros, referenciándolos no como valor absoluto, sino como porcentaje de la I.M.D. Para finalizar también se incluye la evolución de la I.M.D. desde 2003 hasta 2007.

8. - ANEXO DE DEFINICIÓN

INTENSIDADE MEDIA DIARIA (I.M.D.): Número total de vehículos que pasan durante un ano por unha sección transversal da estrada, dividido polo número de días do ano.

INTENSIDADE DIARIA: Número total de vehículos que pasan durante un día determinado por unha sección transversal da estrada.

INTENSIDADE HORARIA: Número total de vehículos que pasan durante unha hora determinada por unha sección transversal da estrada.

INTENSIDADE NA HORA TRINTA (30): Intensidade de tráfico que, en rango de maior a menor, ocupa o lugar trinta (30), nunha ordenación hora por hora ó longo dun (1) ano.

INTENSIDADE NA HORA CIENTO CINCUENTA (150): Intensidade do tráfico que, en rango de maior a menor, ocupa o lugar cento cincuenta (150), nunha ordenación hora por hora ó longo dun (1) ano.

8.- ANEJO DE DEFINICIONES

INTENSIDAD MEDIA DIARIA (I.M.D.): Número total de vehículos que pasan durante un año por una sección transversal de la carretera, dividido por el número de días del año.

INTENSIDAD DIARIA: Número total de vehículos que pasan durante un día determinado por una sección transversal de la carretera.

INTENSIDAD HORARIA: Número total de vehículos que pasan durante una hora determinada por una sección transversal de la carretera.

INTENSIDAD EN LA HORA TREINTA (30): Intensidad de tráfico que, en rango de mayor a menor, ocupa el lugar treinta (30), en una ordenación hora por hora a lo largo de un (1) año.

INTENSIDAD EN LA HORA CIENTO CINCUENTA (150): Intensidad del tráfico que, en rango de mayor a menor, ocupa el lugar ciento cincuenta (150), en una ordenación hora por hora a lo largo de un (1) año.

ESTACIONES DE AFORO PERMANENTES: Son estaciones nas que se aforan tódalas horas de tódolos días do ano, por medio dun rexistrador de detección magnética.

ESTACIONES DE AFORO SEMIPERMANENTES: Son estacións de detección magnética que aforan tódalas horas durante períodos de 30 días en meses alternos, de tal maneira que ó longo do ano rexistraran o tráfico durante seis meses.

ESTACIONES DE AFORO COMPLEMENTARIAS: Considéranse estacións complementarias todas aquelas que non entran nas tipoloxías anteriores. Dentro desta categoría encóntranse dous tipoloxías, aquelas que utilizan a detección magnética e polo tanto son estacións fixas, e ás estacións móbiles que utilizan detección pneumática.

SEMANA MEDIA: Valor medio das intensidades diarias de todo un ano agrupado por días da semana ou tipos de días (laborais ou festivos).

ESTACIONES DE AFORO PERMANENTES: Son estaciones en las que se aforan todas las horas de todos los días del año, por medio de un registrador de detección magnética.

ESTACIONES DE AFORO SEMIPERMANENTES: Son estaciones de detección magnética que aforan todas las horas durante periodos de 30 días en meses alternos, de tal manera que a lo largo del año hayan registrado el tráfico durante seis meses.

ESTACIONES DE AFORO COMPLEMENTARIAS: Se considerarán estaciones complementarias todas aquellas que no entran en las tipologías anteriores. Dentro de esta categoría se encuentran dos tipologías, aquellas que utilizan la detección magnética y por tanto son estaciones fijas, y las estaciones móbiles que utilizan detección neumática.

SEMANA MEDIA: Valor medio de las intensidades diarias de todo un año agrupado por días de la semana o tipos de días (laborales o festivos).

VARIACIÓN MENSUAL: Valor medio das intensidades diarias dun determinado mes.

HORA MEDIA: Valor medio, dunha hora concreta, de tódolos días dun ano. Distínguese entre día laboral, festivo e medio.

DÍA MEDIO: A media das horas medias. Distínguese entre día laboral, festivo e medio.

VARIACIÓN MENSUAL: Valor medio de las intensidades diarias de un determinado mes.

HORA MEDIA: Valor medio, de una hora concreta, de todos los días de un año. Se distingue entre día laboral, festivo y medio.

DÍA MEDIO: La media de las horas medias. Se distingue entre día laboral, festivo y medio.

9. - INCIDENCIAS NOS DATOS DE TRÁFICO DE 2007

- Tráfico total.

Poden destacar principalmente algunhas estacións afectadas por incidencias na rede de estradas que repercutiron no tráfico rexistrado. Non obstante, non se pretende obter unha lista exhaustiva de estacións afectadas por todas as incidencias ocorridas na rede.

- En febreiro entra en servizo o treito de novo trazado “As Pontes (AC-105) – As Pontes(AC-119)” da AC-101.

- En maio entra definitivamente en servizo a estrada AC-523 “Culleredo (A-6) – Meirama” afectando ao tráfico da estación AC-523(7).

- En maio entra en servizo o treito de novo trazado da estrada AC-544 “Negreira (AC-447) - Negreira (AC-546)”, que corresponde á variante de Negreira.

9.- INCIDENCIAS EN LOS DATOS DE TRÁFICO DE 2007

- Tráfico total.

Se pueden destacar principalmente algunas estaciones afectadas por incidencias en la red de carreteras que han repercutido en el tráfico registrado. No obstante, no se pretende obtener una lista exhaustiva de estaciones afectadas por todas las incidencias ocurridas en la red.

- En febrero entra en servicio el tramo de nuevo trazado “As Pontes (AC-105) – As Pontes (AC-119)” de la AC-101.

- En mayo entra definitivamente en servicio la carretera AC-523 “Culleredo (A-6) – Meirama” afectando al tráfico de la estación AC-523(7).

- En mayo entra en servicio el tramo de nuevo trazado de la carretera AC-544 “Negreira (AC-447) - Negreira (AC-546)”, que corresponde a la variante de Negreira.

· En xuño entra en servizo o treito “Vilalba - Regovide – Abeledo” da autovía A-8, que enlaza directamente coa estrada autonómica LU-861, afectando notablemente ao tráfico rexistrado pola estación LU-861(1).

· En xullo entra en servizo o vial de titularidade non autonómica de novo trazado “Río do Pozo (AG-64) – Calvario (AP-9)”, afectando notablemente ao tráfico rexistrado pola estación AG-64(2).

· En setembro entra definitivamente en servizo o treito de novo trazado “Enl. Espiñaredo (AC-861) – Enl. Casco Urbán de As Pontes (AC-564)” da AG-64, afectando notablemente ao tráfico rexistrado pola estación AC-861(36).

· Durante os meses de xaneiro, febreiro e marzo prodúcense os cortes parciais da vía do Salnés VG-4.1, entre o enlace de Mosteiro (PO-300) (pk 1,2) e o enlace de Sanxenxo (pk 17,3), afectando ó tráfico das estacións VG-4.2(1), PO-300(1), PO-504(1) e PO-550(8).

· En junio entra en servizo el tramo “Vilalba - Regovide – Abeledo” de la autovía A-8, que enlaza directamente con la carretera autonómica LU-861, afectando notablemente al tráfico registrado por la estación LU-861(1).

· En julio entra en servizo el vial de titularidad no autonómica de nuevo trazado “Río do Pozo (AG-64) – Calvario (AP-9)”, afectando notablemente al tráfico registrado por la estación AG-64(2).

· En septiembre entra definitivamente en servizo el tramo de nuevo trazado “Enl. Espiñaredo (AC-861) – Enl. Casco Urbano de As Pontes (AC-564)” de la AG-64, afectando notablemente al tráfico registrado por la estación AC-861(36).

· Durante los meses de enero, febrero y marzo se producen los cortes parciales de la vía del Salnés VG-4.1, entre el enlace de Mosteiro (PO-300) (pk 1,2) y el enlace de Sanxenxo (pk 17,3), afectando al tráfico de las estaciones VG-4.2(1), PO-300(1), PO-504(1) y PO-550(8).

· Durante os meses de abril, maio, xuño, setembro, outubro, novembro e decembro prodúcense os cortes parciais da vía do Barbanza VG-1.1, entre o enlace de Lestrove (AC-305) (pk 1,48) e o enlace de Palmeira (pk 39,1), afectando ao tráfico das estacións VG-1.1(19), VG-1.1(28) VG-1.1(37), AC-305(0), AC-305(13), AC-305(30), AC-306(1), e AC-553(0).

· En maio entra en servizo un novo vial que une o polígono industrial de San Cibrao das Viñas coa N-525, afectando notablemente ao tráfico da estación OU-105(4).

· Durante los meses de abril, mayo, junio, septiembre, octubre, noviembre y diciembre se producen los cortes parciales de la vía del Barbanza VG-1.1, entre el enlace de Lestrove (AC-305) (pk 1,48) y el enlace de Palmeira (pk 39,1), afectando al tráfico de las estaciones VG-1.1(19), VG-1.1(28) VG-1.1(37), AC-305(0), AC-305(13), AC-305(30), AC-306(1), y AC-553(0).

· En mayo entra en servicio un nuevo vial que une el polígono industrial de San Cibrao das Viñas con la N-525, afectando notablemente al tráfico de la estación OU-105(4).

- Tráfico pesado.

O aforo de vehículos pesados nas estacións de detección magnética (espiras) obtense de forma indirecta diferenciando os vehículos lixeiros dos pesados pola súa lonxitude.

Durante o ano 2003, o estudio pormenorizado da composición do tráfico levou a modifica-la lonxitude mínima dun vehículo para consideralo pesado, pasando dos 5 metros, que hasta entón servían como referente, a 6 metros, polo que reprogramáronse tódolos equipos das estacións de aforo no ano 2003. En vista dos resultados obtidos e trala realización de diferentes probas, decidiuse cambia-la lonxitude de discriminación a 5,75 metros durante o ano 2005.

Este cambio de criterio impide efectuar comparacións entre as porcentaxes de pesados do período 2003 ó 2007 cos anos anteriores, e, como é lóxico, produciuse un cambio xeneralizado da porcentaxe de pesados nos datos rexistrados polas estacións de aforo.

- Tráfico pesado.

El aforo de vehículos pesados en las estaciones de detección magnética (espiras) se obtiene de forma indirecta diferenciando los vehículos ligeros de los pesados por su longitud.

Durante el año 2003, el estudio pormenorizado de la composición del tráfico llevó a modificar la longitud mínima de un vehículo para considerarlo pesado, pasando de los 5 metros, que hasta entonces servían como referente, a 6 metros, por lo que se reprogramaron todos los equipos de las estaciones de aforo en el año 2003. En vista de los resultados obtenidos y tras la realización de diferentes pruebas, se decidió cambiar la longitud de discriminación a 5,75 metros durante el año 2005.

Este cambio de criterio impide efectuar comparaciones entre los porcentajes de pesados del período 2003 al 2007 con los años anteriores, y, como es lógico, se ha producido un descenso generalizado del porcentaje de pesados en los datos registrados por las estaciones de aforo.

10. – CALENDARIO 2007

A continuación enuméranse os festivos durante 2007 na Comunidade Autónoma Galega, por orde cronolóxico, que tivéronse en conta na redacción desta Memoria:

| | |
|------------|---|
| 01/01/2007 | Aninovo / Año nuevo |
| 06/01/2007 | Epifanía do Señor / Epifanía del Señor |
| 05/04/2007 | Xoves Santo / Jueves Santo |
| 06/04/2007 | Venres Santo / Viernes Santo |
| 01/05/2007 | Festa do Traballo / Fiesta del Trabajo |
| 17/05/2007 | Día das Letras Galegas / Día de las Letras Gallegas |
| 25/07/2007 | Día Nacional de Galicia / Día Nacional de Galicia |
| 15/08/2007 | Asunción da Virxe / Asunción de la Virgen |
| 12/10/2007 | Festa Nacional / Fiesta Nacional |
| 01/11/2007 | Día de Tódolos Santos / Día de Todos los Santos |
| 06/12/2007 | Día da Constitución / Día de la Constitución |
| 08/12/2007 | Inmaculada Concepción / Inmaculada Concepción |
| 25/12/2007 | Natividade do Señor / Natividad del Señor |

Nota: Non se relacionan os festivos que coinciden en domingo.

10.- CALENDARIO 2007

A continuación se enumeran los festivos durante 2007 en la Comunidad Autónoma Gallega, por orden cronológico, que se han tenido en cuenta en la redacción de esta Memoria:

Nota: No se relacionan los festivos que coinciden en domingo.

Listado de Estacións

Listado de Estaciones

1. A Coruña (1 de 3)
2. A Coruña (2 de 3)
3. A Coruña (3 de 3)
4. Lugo (1 de 2)
5. Lugo (2 de 2)
6. Ourense (1 de 1)
7. Pontevedra (1 de 3)
8. Pontevedra (2 de 3)
9. Pontevedra (3 de 3)

PROVINCIA DE A CORUÑA

2007

| Código Estación | Tipo | Cuadríc. | | Nome / Nombre | Treito / Tramo | Rede Red | IMD | %Pes |
|--------------------|------|----------|---|-----------------------------|--|-------------|--------|------|
| | | X | Y | | | | | |
| AC-101(4) | Nova | 13 | T | As Pontes (AC-101) | As Pontes (AC-105) - CP-4401 | PC | 1.453 | 9,8 |
| AC-102(4) | Com | 11 | V | Cerdido | Cerdido - Esteiro (AC-566) | PC | 1.156 | 6,7 |
| AC-115(2) | Com | 10 | T | Neda | Enl. AP-9 - Xubia (AC-566) | PC | 11.343 | 6,0 |
| AC-133(1) | Com | 10 | T | Fene (AC-133) | Fene (N-651) - Maniños (Estda. Dep.) | S | 10.521 | 2,7 |
| AC-133(5) | Per | 10 | T | Piñeiro | A Gallada (AC-122) - Franza (AC-123) | S | 4.672 | 3,9 |
| AC-164(2) | Com | 10 | R | Bergondo (AC-164) | Guísamo (N-VI) - Bergondo (AC-162) | PC | 13.986 | 5,7 |
| AC-173(1) | Per | 8 | R | Bastiaqueiro (Oleiros) | Perillo (N-VI) - Santa Cruz (AC-190) | PC | 23.443 | 2,5 |
| AC-174(2) | Com | 9 | R | Montrove (Oleiros) | Perillo (N-VI) - Oleiros (AC-180) | S | 15.705 | 3,0 |
| AC-221(3) | Com | 9 | R | Catro Camiños | San Pedro de Nós (N-VI) - Catro Camiños (AC-214) | S | 4.823 | 3,4 |
| AC-230(2) | Com | 11 | Q | Montsalgueiro | Montsalgueiro (N-VI) - Estación Curtis (AC-840) | S | 1.078 | 15,8 |
| AC-234(4) | Com | 10 | N | A Trapa | Arzúa (N-547) - Boimorto (CP-1002) | PC | 1.783 | 10,7 |
| AC-240(10) | Com | 9 | M | Touro (AC-240) | Burres (N-547) - Fonte Díaz (CP-6602) | S | 515 | 7,2 |
| AC-250(0) | Per | 8 | N | Barciela | Sigüeiro (N-550) - Labacolla (A-54) | S | 4.152 | 6,5 |
| AC-250(2) | Com | 8 | N | Sigüeiro | Sigüeiro (N-550) - Labacolla (A-54) | S | 3.763 | 7,4 |
| AC-305(0) | Com | 6 | K | Dodro | Padrón (VG-1.1) - Bexo (AC-306) | PC | 8.791 | 6,2 |
| AC-305(13) | Com | 5 | K | Araño | Bexo (AC-306) - Enl. Boiro Este (VG-1.1) | PC | 10.674 | 8,6 |
| AC-305(30) | Com | 4 | J | Pobra do Caramiñal (AC-305) | Boiro (Desvío Enl. Boiro Norte VG-1.1 - Pobra do Caramiñal (AC-302)) | PC | 11.640 | 6,8 |
| AC-306(1) | Com | 6 | K | Bexo | Bexo (AC-305) - O Regueiro (AC-553) | S | 988 | 10,9 |
| AC-400(3) | Com | 8 | R | Sigrás | O Gaieiro (Estda. a Culleredo) - Peiro (Cruce a A-6) | PC | 2.499 | 8,6 |
| AC-400(24) | Per | 7 | P | Pico Cedeira | Cerceda - A Silva (AC-413) | PC | 1.490 | 9,3 |
| AC-400(64) | Nova | 4 | N | A Pereira Sur | A Pereira (AC-414) - Pino do Val | PC | 3.012 | 11,3 |
| AC-404(15) | Com | 4 | P | Zas | Zas (CP-9304) - Baio (AC-552) | PC | 2.306 | 7,5 |
| AC-413(6) | Per | 8 | P | Lesta | Ordes (CP-5903) - A Silva (AC-400) | PC | 2.025 | 15,7 |
| AC-415(5) | Com | 8 | R | Pastoriza | Pastoriza - Sabón (AC-552) | PC | 12.627 | 6,0 |
| AC-418(5) | Nova | 5 | Q | Buño | Carballo (AG-55) - Buño Sur (AC-414) | PC | 9.360 | 7,3 |
| AC-422(4) | Com | 5 | Q | Pazos | Buño (AC-414) - Ponteceso (AC-430) | PC | 4.772 | 6,5 |
| AC-432(4) | Com | 3 | P | Vimianzo | Vimianzo - Resesindes (AC-433) | PC | 3.043 | 6,1 |
| AC-440(2) | Com | 3 | O | Berdoias | Berdoias (AC-552) - Muiños | PC | 1.631 | 6,3 |
| AC-441(9) | Per | 3 | O | Baiñas | Pereira (AC-400) - Boudañeira (AC-442) | PC | 2.628 | 12,6 |

TIPO: PER (Permanente), SEM (Semipermanente) y COM (Complementaria)

REDE: VAC (Vía alta capacidade), PB (Primaria básica), PC (Primaria complementaria) y S (Secundaria)

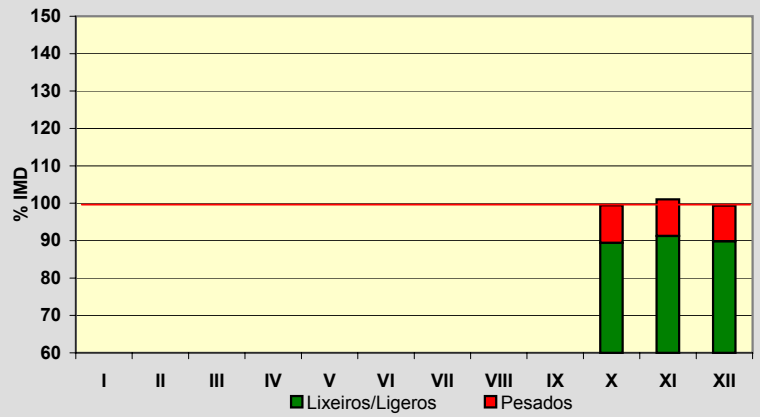
Estación: **AC-101(4)**Tipo: **NOVA/NUEVA**

MEMORIA DE AFOROS 2007

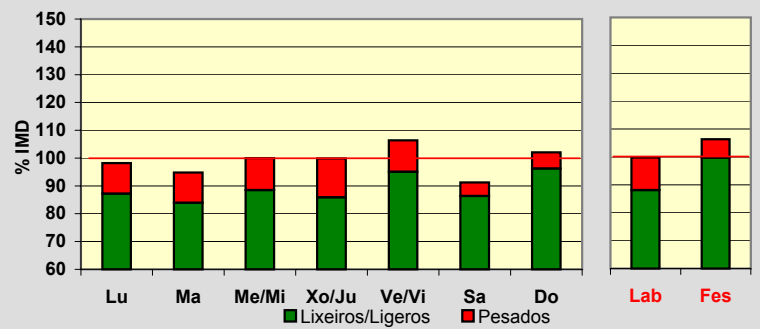
Anterior:

Rede/Red: **PC**Nome/Nombre: **As Pontes (AC-101)**IMD: **1.453** I₃₀: **165**Treito/Tramo: **As Pontes (AC-105) - CP-4401**% Pes.: **9,8** I₁₅₀: **126****Variación Mensual**

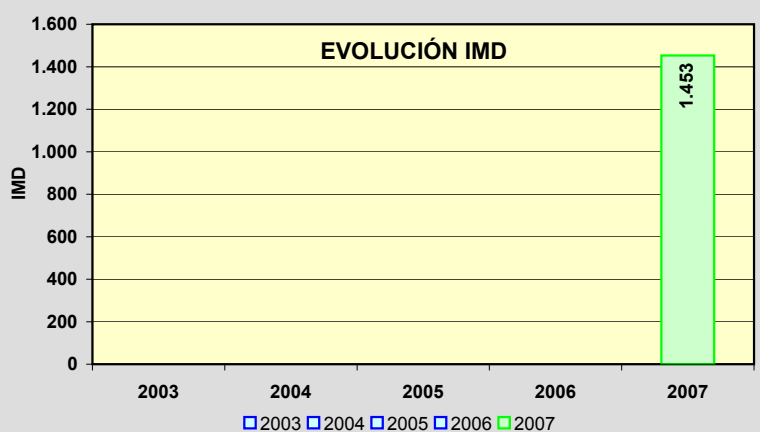
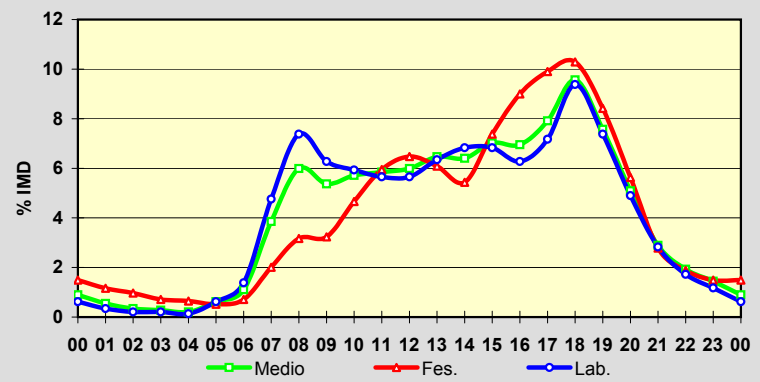
| | I.M.D. | % I.M.D. | % Pes. |
|------|--------|----------|--------|
| I | | | |
| II | | | |
| III | | | |
| IV | | | |
| V | | | |
| VI | | | |
| VII | | | |
| VIII | | | |
| IX | | | |
| X | 1.445 | 99,45 | 10,1 |
| XI | 1.468 | 101,03 | 9,7 |
| XII | 1.444 | 99,38 | 9,6 |

**Semana Media**

| | I.M.D. | % I.M.D. | % Pes. |
|-------|--------|----------|--------|
| Lu | 1.427 | 98,21 | 11,2 |
| Ma | 1.378 | 94,84 | 11,5 |
| Me/Mi | 1.453 | 100,00 | 11,5 |
| Xo/Ju | 1.451 | 99,86 | 14,0 |
| Ve/Vi | 1.546 | 106,40 | 10,6 |
| Sa | 1.326 | 91,26 | 5,4 |
| Do | 1.483 | 102,06 | 5,7 |
| Lab | 1.450 | 99,79 | 11,7 |
| Fes | 1.545 | 106,33 | 6,2 |

**Día Medio**

| | Lab. | Fes. | Medio |
|----|--------------|--------------|--------------|
| 00 | 9 | 23 | 13 |
| 01 | 5 | 18 | 8 |
| 02 | 3 | 15 | 5 |
| 03 | 3 | 11 | 4 |
| 04 | 2 | 10 | 3 |
| 05 | 9 | 8 | 9 |
| 06 | 20 | 11 | 16 |
| 07 | 69 | 31 | 56 |
| 08 | 107 | 49 | 87 |
| 09 | 91 | 50 | 78 |
| 10 | 86 | 72 | 83 |
| 11 | 82 | 92 | 85 |
| 12 | 82 | 100 | 87 |
| 13 | 92 | 94 | 94 |
| 14 | 99 | 84 | 93 |
| 15 | 99 | 114 | 102 |
| 16 | 91 | 139 | 101 |
| 17 | 104 | 153 | 115 |
| 18 | 136 | 159 | 139 |
| 19 | 107 | 130 | 110 |
| 20 | 71 | 87 | 74 |
| 21 | 41 | 43 | 42 |
| 22 | 25 | 29 | 28 |
| 23 | 17 | 23 | 21 |
| | 1.450 | 1.545 | 1.453 |



Estación: **AC-102(4)**Tipo: **COM**

MEMORIA DE AFOROS 2007

Anterior: **AC-104(23)**Rede/Red: **PC**

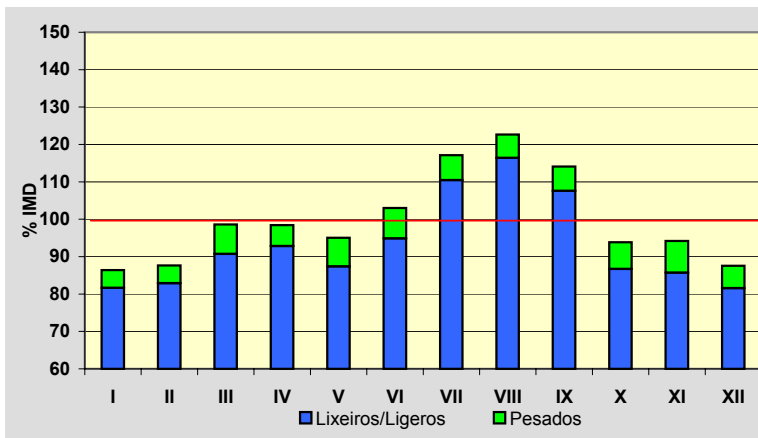
Nome/Nombre:

CerdidoIMD: **1.156** I₃₀: **138**

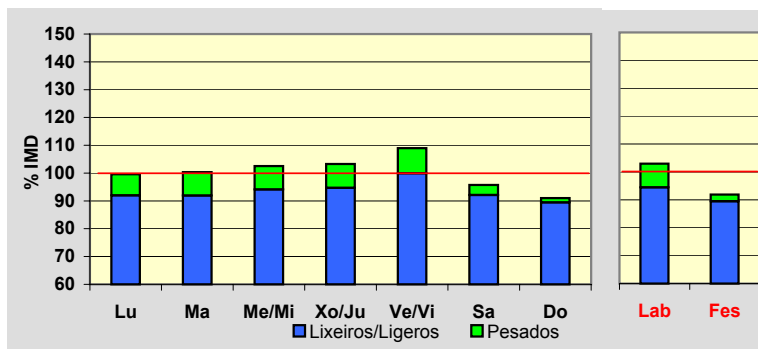
Treito/Tramo:

Cerdido - Esteiro (AC-566)% Pes.: **6,7** I₁₅₀: **115****Variación Mensual**

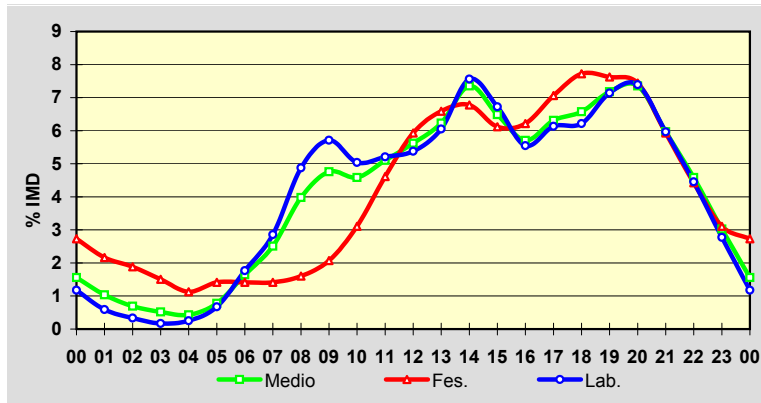
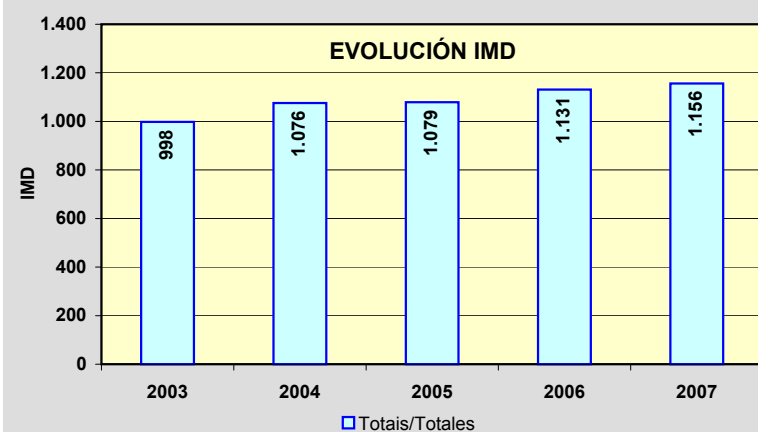
| | I.M.D. | % I.M.D. | % Pes. |
|------|--------|----------|--------|
| I | 999 | 86,42 | 5,5 |
| II | 1.013 | 87,63 | 5,4 |
| III | 1.140 | 98,62 | 8,0 |
| IV | 1.138 | 98,44 | 5,7 |
| V | 1.099 | 95,07 | 8,1 |
| VI | 1.191 | 103,03 | 7,9 |
| VII | 1.354 | 117,13 | 5,7 |
| VIII | 1.418 | 122,66 | 5,1 |
| IX | 1.319 | 114,10 | 5,7 |
| X | 1.085 | 93,86 | 7,6 |
| XI | 1.089 | 94,20 | 9,0 |
| XII | 1.012 | 87,54 | 6,8 |

**Semana Media**

| | I.M.D. | % I.M.D. | % Pes. |
|-------|--------|----------|--------|
| Lu | 1.151 | 99,57 | 7,6 |
| Ma | 1.160 | 100,35 | 8,4 |
| Me/Mi | 1.185 | 102,51 | 8,2 |
| Xo/Ju | 1.194 | 103,29 | 8,3 |
| Ve/Vi | 1.260 | 109,00 | 8,3 |
| Sa | 1.107 | 95,76 | 3,8 |
| Do | 1.052 | 91,00 | 1,7 |
| Lab | 1.190 | 102,94 | 8,2 |
| Fes | 1.062 | 91,87 | 2,6 |

**Día Medio**

| | Lab. | Fes. | Medio |
|----|--------------|--------------|--------------|
| 00 | 14 | 29 | 18 |
| 01 | 7 | 23 | 12 |
| 02 | 4 | 20 | 8 |
| 03 | 2 | 16 | 6 |
| 04 | 3 | 12 | 5 |
| 05 | 8 | 15 | 9 |
| 06 | 21 | 15 | 19 |
| 07 | 34 | 15 | 29 |
| 08 | 58 | 17 | 46 |
| 09 | 68 | 22 | 55 |
| 10 | 60 | 33 | 53 |
| 11 | 62 | 49 | 59 |
| 12 | 64 | 63 | 65 |
| 13 | 72 | 70 | 72 |
| 14 | 90 | 72 | 85 |
| 15 | 80 | 65 | 75 |
| 16 | 66 | 66 | 66 |
| 17 | 73 | 75 | 73 |
| 18 | 74 | 82 | 76 |
| 19 | 85 | 81 | 83 |
| 20 | 88 | 79 | 85 |
| 21 | 71 | 63 | 69 |
| 22 | 53 | 47 | 53 |
| 23 | 33 | 33 | 35 |
| | 1.190 | 1.062 | 1.156 |

**EVOLUCIÓN IMD**

Estación: **AC-115(2)**Tipo: **COM****MEMORIA DE AFOROS 2007**

Anterior:

Rede/Red: **PC**

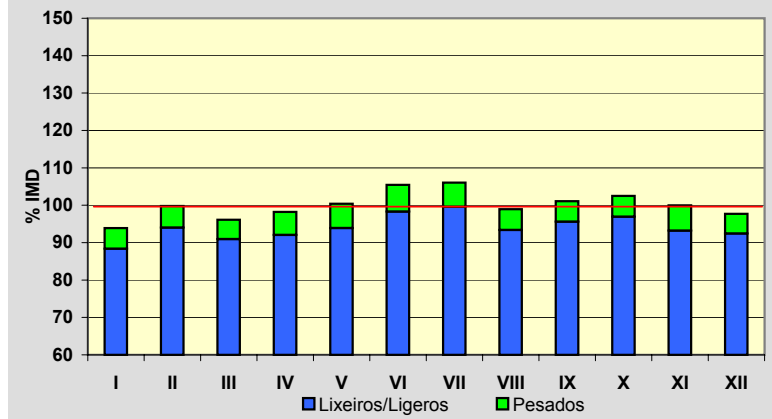
Nome/Nombre:

NedaIMD: **11.343** I₃₀: **1.051**

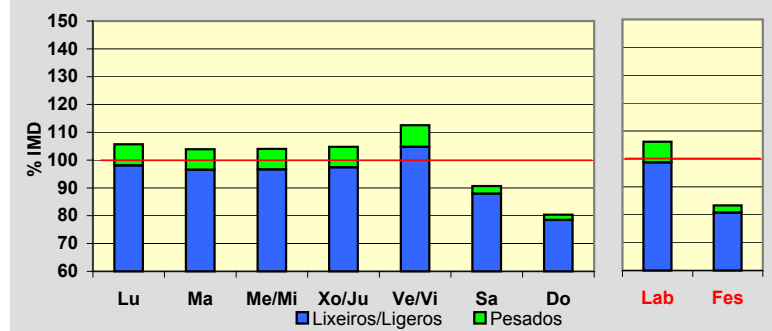
Treito/Tramo:

Enl. AP-9 - Xubia(AC-862)% Pes.: **6,0** I₁₅₀: **975****Variación Mensual**

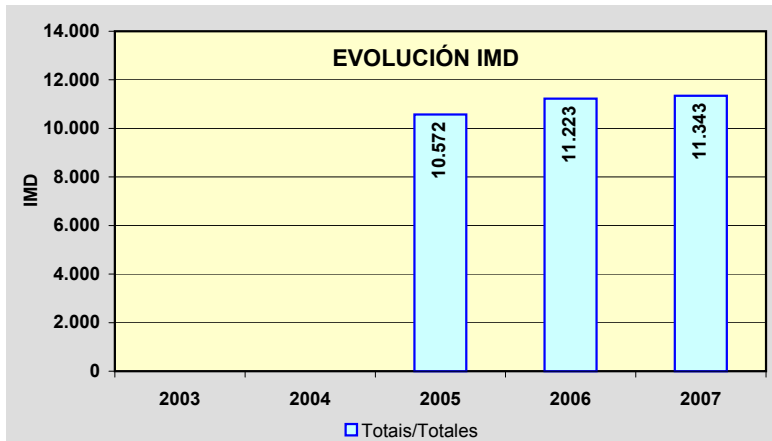
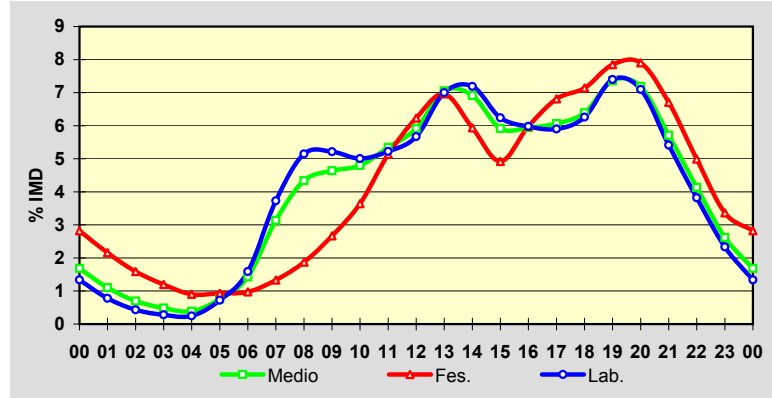
| | I.M.D. | % I.M.D. | % Pes. |
|------|--------|----------|--------|
| I | 10.652 | 93,91 | 5,9 |
| II | 11.320 | 99,80 | 5,8 |
| III | 10.902 | 96,11 | 5,4 |
| IV | 11.142 | 98,23 | 6,3 |
| V | 11.389 | 100,41 | 6,5 |
| VI | 11.962 | 105,46 | 6,8 |
| VII | 12.029 | 106,05 | 6,1 |
| VIII | 11.223 | 98,94 | 5,6 |
| IX | 11.464 | 101,07 | 5,4 |
| X | 11.624 | 102,48 | 5,4 |
| XI | 11.342 | 99,99 | 6,8 |
| XII | 11.082 | 97,70 | 5,4 |

**Semana Media**

| | I.M.D. | % I.M.D. | % Pes. |
|-------|--------|----------|--------|
| Lu | 11.988 | 105,69 | 7,2 |
| Ma | 11.789 | 103,93 | 7,1 |
| Me/Mi | 11.801 | 104,04 | 7,1 |
| Xo/Ju | 11.881 | 104,74 | 7,0 |
| Ve/Vi | 12.768 | 112,56 | 6,9 |
| Sa | 10.283 | 90,66 | 3,0 |
| Do | 9.118 | 80,38 | 2,4 |
| Lab | 12.046 | 106,20 | 7,0 |
| Fes | 9.453 | 83,34 | 3,1 |

**Día Medio**

| | Lab. | Fes. | Medio |
|----|---------------|--------------|---------------|
| 00 | 161 | 267 | 191 |
| 01 | 94 | 204 | 125 |
| 02 | 52 | 150 | 79 |
| 03 | 34 | 113 | 55 |
| 04 | 30 | 85 | 44 |
| 05 | 87 | 88 | 86 |
| 06 | 191 | 92 | 162 |
| 07 | 449 | 126 | 356 |
| 08 | 620 | 177 | 492 |
| 09 | 628 | 252 | 526 |
| 10 | 603 | 344 | 544 |
| 11 | 629 | 485 | 606 |
| 12 | 683 | 589 | 671 |
| 13 | 843 | 658 | 800 |
| 14 | 866 | 561 | 784 |
| 15 | 752 | 465 | 671 |
| 16 | 720 | 565 | 674 |
| 17 | 711 | 644 | 688 |
| 18 | 754 | 675 | 725 |
| 19 | 891 | 742 | 835 |
| 20 | 855 | 747 | 815 |
| 21 | 652 | 634 | 648 |
| 22 | 460 | 472 | 469 |
| 23 | 281 | 318 | 297 |
| | 12.046 | 9.453 | 11.343 |

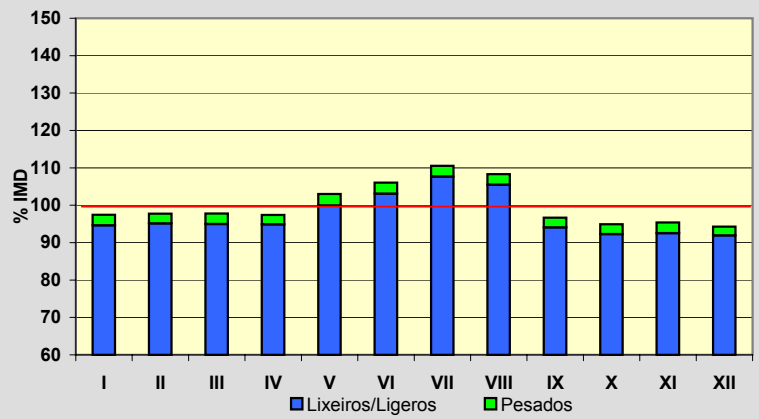


Estación: **AC-133(1)**Tipo: **COM**

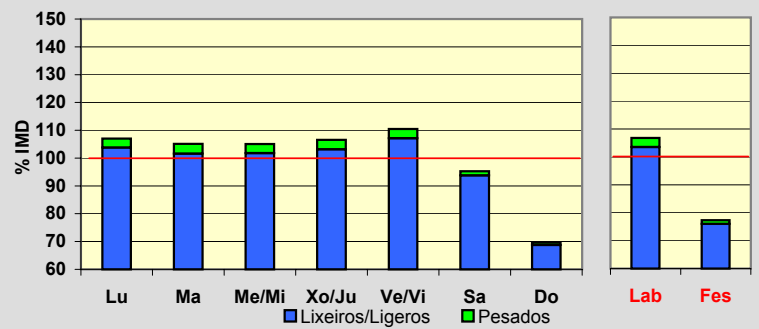
MEMORIA DE AFOROS 2007

Anterior: **AC-133(1)**Rede/Red: **S**Nome/Nombre: **Fene (AC-133)**IMD: **10.521** I₃₀: **976**Treito/Tramo: **Fene (N-651) - Maniños (Estda. Dep)**% Pes.: **2,7** I₁₅₀: **919****Variación Mensual**

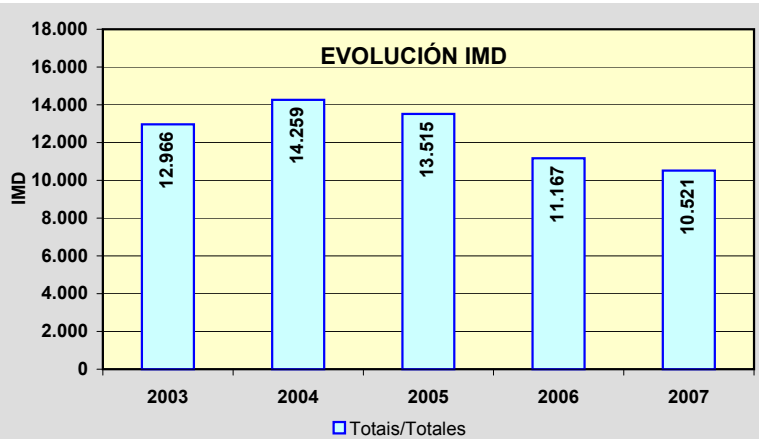
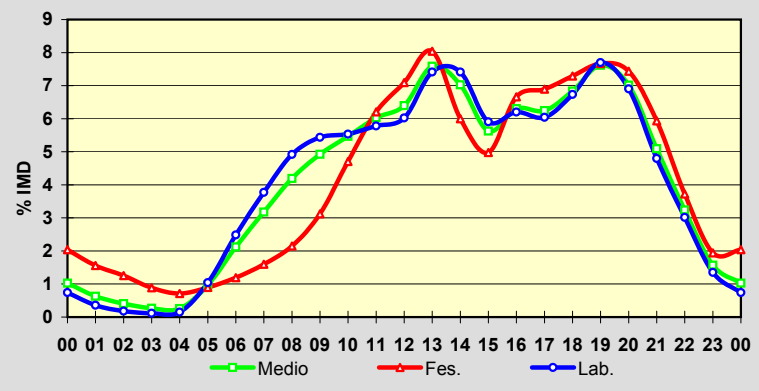
| | I.M.D. | % I.M.D. | % Pes. |
|------|--------|----------|--------|
| I | 10.251 | 97,43 | 2,9 |
| II | 10.286 | 97,77 | 2,7 |
| III | 10.290 | 97,80 | 2,9 |
| IV | 10.249 | 97,41 | 2,6 |
| V | 10.839 | 103,02 | 3,0 |
| VI | 11.157 | 106,05 | 2,8 |
| VII | 11.631 | 110,55 | 2,6 |
| VIII | 11.395 | 108,31 | 2,6 |
| IX | 10.172 | 96,68 | 2,7 |
| X | 9.987 | 94,92 | 2,8 |
| XI | 10.034 | 95,37 | 3,0 |
| XII | 9.918 | 94,27 | 2,5 |

**Semana Media**

| | I.M.D. | % I.M.D. | % Pes. |
|-------|--------|----------|--------|
| Lu | 11.258 | 107,01 | 3,0 |
| Ma | 11.057 | 105,09 | 3,3 |
| Me/Mi | 11.051 | 105,04 | 3,1 |
| Xo/Ju | 11.213 | 106,58 | 3,2 |
| Ve/Vi | 11.620 | 110,45 | 3,0 |
| Sa | 10.025 | 95,29 | 1,6 |
| Do | 7.330 | 69,67 | 1,3 |
| Lab | 11.240 | 106,83 | 3,1 |
| Fes | 8.135 | 77,32 | 1,7 |

**Día Medio**

| | Lab. | Fes. | Medio |
|----|---------------|--------------|---------------|
| 00 | 83 | 166 | 108 |
| 01 | 40 | 127 | 66 |
| 02 | 20 | 102 | 43 |
| 03 | 13 | 72 | 28 |
| 04 | 17 | 58 | 27 |
| 05 | 117 | 73 | 102 |
| 06 | 279 | 97 | 223 |
| 07 | 424 | 130 | 334 |
| 08 | 553 | 175 | 441 |
| 09 | 611 | 254 | 518 |
| 10 | 622 | 383 | 575 |
| 11 | 650 | 505 | 634 |
| 12 | 677 | 577 | 673 |
| 13 | 833 | 654 | 798 |
| 14 | 833 | 488 | 739 |
| 15 | 664 | 405 | 592 |
| 16 | 697 | 542 | 663 |
| 17 | 679 | 561 | 657 |
| 18 | 757 | 593 | 719 |
| 19 | 865 | 624 | 801 |
| 20 | 776 | 605 | 738 |
| 21 | 539 | 483 | 536 |
| 22 | 339 | 303 | 341 |
| 23 | 152 | 158 | 165 |
| | 11.240 | 8.135 | 10.521 |



Estación: **AC-133(5)**Tipo: **PER**

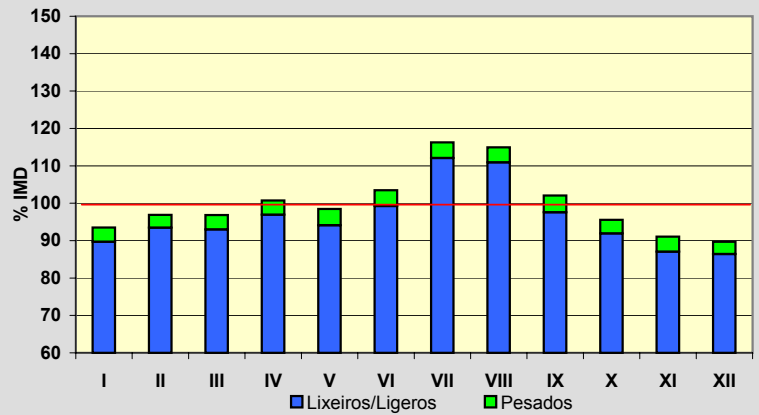
MEMORIA DE AFOROS 2007

Anterior: **AC-122(5)**Rede/Red: **S**

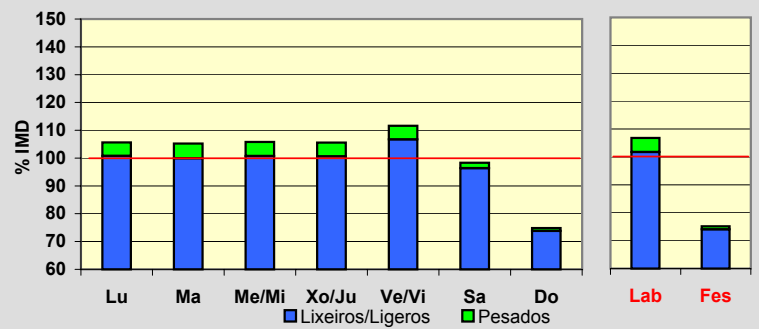
Nome/Nombre:

PiñeiroIMD: **4.672** I₃₀: **473**Treito/Tramo: **A Gallada (AC-122) - Franza (AC-123)**% Pes.: **3,9** I₁₅₀: **419****Variación Mensual**

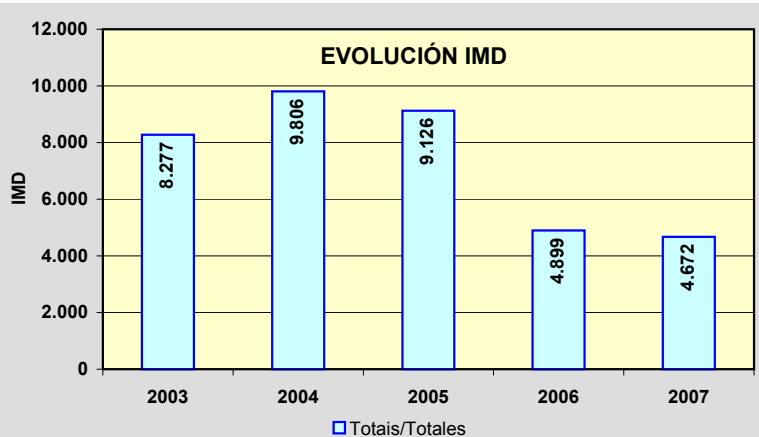
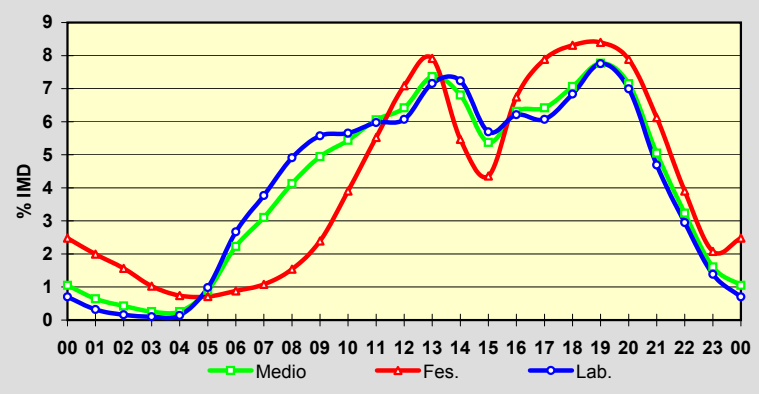
| | I.M.D. | % I.M.D. | % Pes. |
|------|--------|----------|--------|
| I | 4.369 | 93,51 | 4,1 |
| II | 4.526 | 96,88 | 3,5 |
| III | 4.525 | 96,85 | 4,0 |
| IV | 4.707 | 100,75 | 3,8 |
| V | 4.600 | 98,46 | 4,4 |
| VI | 4.835 | 103,49 | 4,1 |
| VII | 5.432 | 116,27 | 3,6 |
| VIII | 5.371 | 114,96 | 3,5 |
| IX | 4.768 | 102,05 | 4,4 |
| X | 4.464 | 95,55 | 3,8 |
| XI | 4.254 | 91,05 | 4,4 |
| XII | 4.191 | 89,70 | 3,7 |

**Semana Media**

| | I.M.D. | % I.M.D. | % Pes. |
|-------|--------|----------|--------|
| Lu | 4.936 | 105,65 | 4,6 |
| Ma | 4.916 | 105,22 | 5,0 |
| Me/Mi | 4.944 | 105,82 | 4,8 |
| Xo/Ju | 4.933 | 105,59 | 4,7 |
| Ve/Vi | 5.215 | 111,62 | 4,4 |
| Sa | 4.594 | 98,33 | 2,0 |
| Do | 3.497 | 74,85 | 1,4 |
| Lab | 4.989 | 106,79 | 4,7 |
| Fes | 3.512 | 75,17 | 1,5 |

**Día Medio**

| | Lab. | Fes. | Medio |
|----|--------------|--------------|--------------|
| 00 | 35 | 87 | 49 |
| 01 | 16 | 70 | 30 |
| 02 | 8 | 55 | 20 |
| 03 | 5 | 36 | 12 |
| 04 | 7 | 26 | 12 |
| 05 | 49 | 25 | 42 |
| 06 | 133 | 31 | 104 |
| 07 | 188 | 38 | 145 |
| 08 | 245 | 54 | 193 |
| 09 | 278 | 84 | 231 |
| 10 | 282 | 137 | 254 |
| 11 | 298 | 194 | 283 |
| 12 | 303 | 249 | 300 |
| 13 | 357 | 278 | 344 |
| 14 | 361 | 192 | 318 |
| 15 | 284 | 153 | 251 |
| 16 | 310 | 237 | 295 |
| 17 | 303 | 277 | 300 |
| 18 | 341 | 292 | 330 |
| 19 | 387 | 295 | 363 |
| 20 | 349 | 277 | 334 |
| 21 | 234 | 215 | 236 |
| 22 | 147 | 137 | 151 |
| 23 | 69 | 73 | 75 |
| | 4.989 | 3.512 | 4.672 |

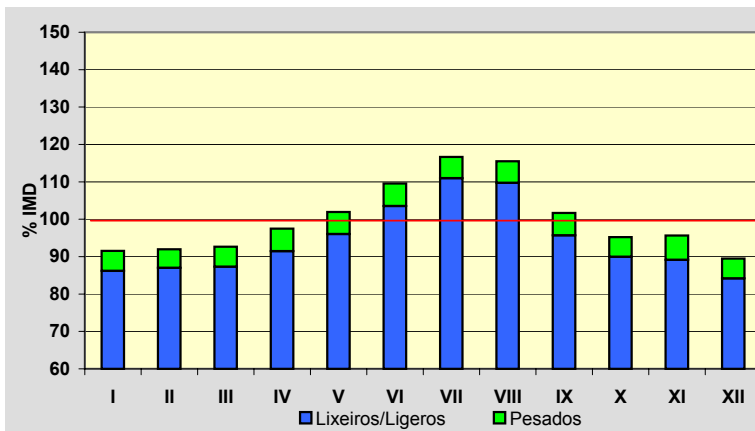


Estación: **AC-164(2)**Tipo: **COM**

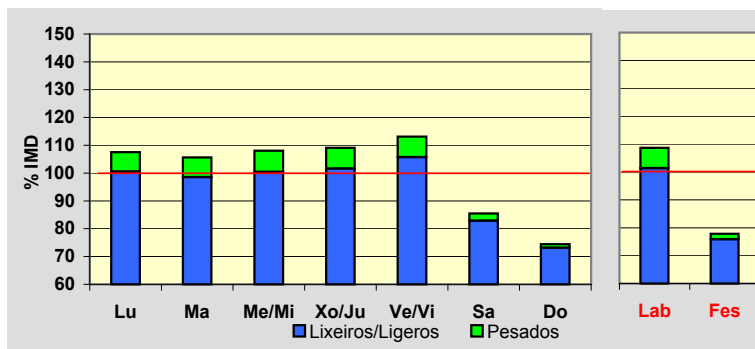
MEMORIA DE AFOROS 2007

Anterior: **AC-164(5)**Rede/Red: **PC**Nome/Nombre: **Bergondo (AC-164)**IMD: **13.986** I₃₀: **1.365**Treito/Tramo: **Guísamo (N-VI) - Bergondo (AC-162)**% Pes.: **5,7** I₁₅₀: **1.243****Variación Mensual**

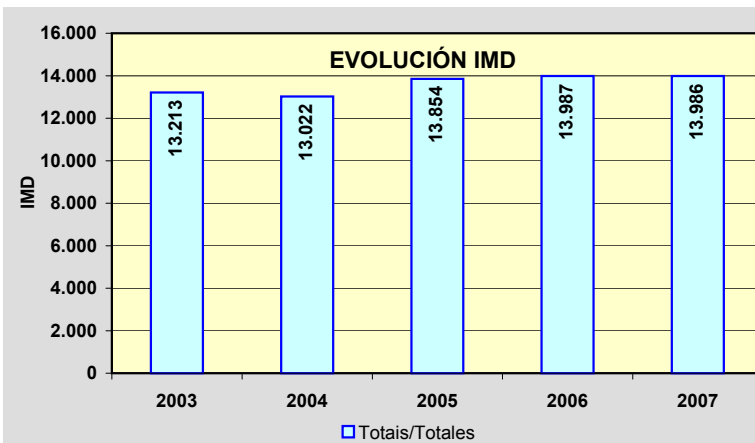
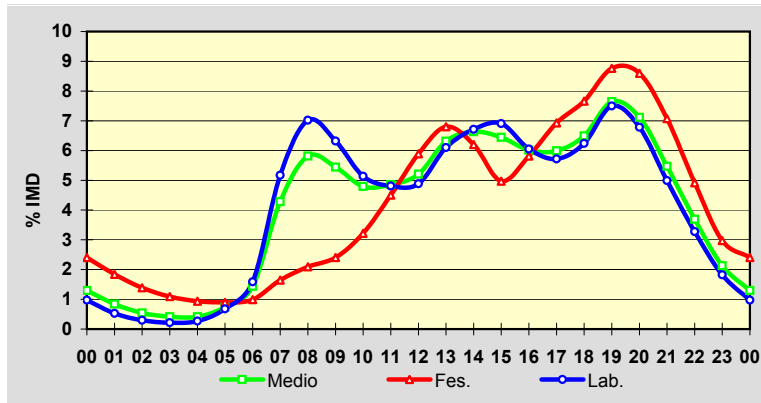
| | I.M.D. | % I.M.D. | % Pes. |
|------|--------|----------|--------|
| I | 12.800 | 91,52 | 5,8 |
| II | 12.865 | 91,98 | 5,4 |
| III | 12.961 | 92,67 | 5,8 |
| IV | 13.636 | 97,50 | 6,2 |
| V | 14.258 | 101,94 | 5,8 |
| VI | 15.320 | 109,54 | 5,5 |
| VII | 16.319 | 116,68 | 4,9 |
| VIII | 16.154 | 115,50 | 5,0 |
| IX | 14.224 | 101,70 | 5,9 |
| X | 13.315 | 95,20 | 5,5 |
| XI | 13.379 | 95,66 | 6,8 |
| XII | 12.513 | 89,47 | 5,9 |

**Semana Media**

| | I.M.D. | % I.M.D. | % Pes. |
|-------|--------|----------|--------|
| Lu | 15.041 | 107,54 | 6,5 |
| Ma | 14.771 | 105,61 | 6,7 |
| Me/Mi | 15.109 | 108,03 | 7,0 |
| Xo/Ju | 15.259 | 109,10 | 6,8 |
| Ve/Vi | 15.819 | 113,11 | 6,5 |
| Sa | 11.956 | 85,49 | 3,0 |
| Do | 10.409 | 74,42 | 1,7 |
| Lab | 15.198 | 108,67 | 6,7 |
| Fes | 10.886 | 77,83 | 2,5 |

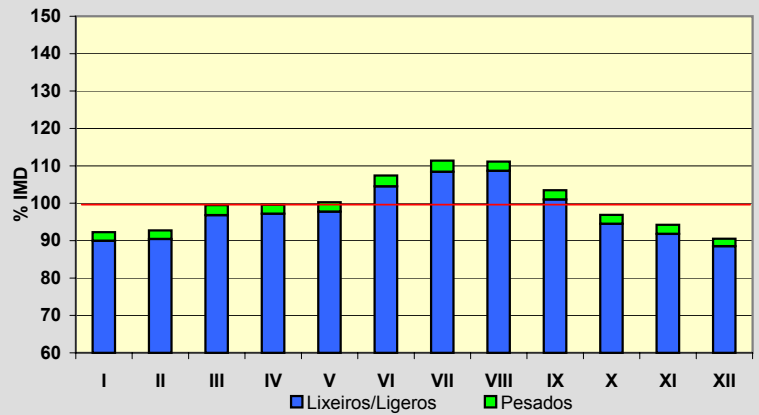
**Día Medio**

| | Lab. | Fes. | Medio |
|--------------|---------------|---------------|---------------|
| 00 | 148 | 262 | 181 |
| 01 | 80 | 200 | 117 |
| 02 | 45 | 151 | 76 |
| 03 | 33 | 119 | 58 |
| 04 | 41 | 102 | 58 |
| 05 | 103 | 98 | 103 |
| 06 | 241 | 108 | 201 |
| 07 | 786 | 179 | 599 |
| 08 | 1.067 | 228 | 813 |
| 09 | 961 | 262 | 761 |
| 10 | 781 | 350 | 670 |
| 11 | 731 | 490 | 679 |
| 12 | 742 | 641 | 728 |
| 13 | 927 | 740 | 883 |
| 14 | 1.020 | 675 | 928 |
| 15 | 1.050 | 541 | 901 |
| 16 | 920 | 633 | 841 |
| 17 | 869 | 754 | 838 |
| 18 | 948 | 834 | 908 |
| 19 | 1.140 | 954 | 1.069 |
| 20 | 1.031 | 936 | 995 |
| 21 | 759 | 770 | 765 |
| 22 | 498 | 535 | 516 |
| 23 | 277 | 324 | 298 |
| Total | 15.198 | 10.886 | 13.986 |

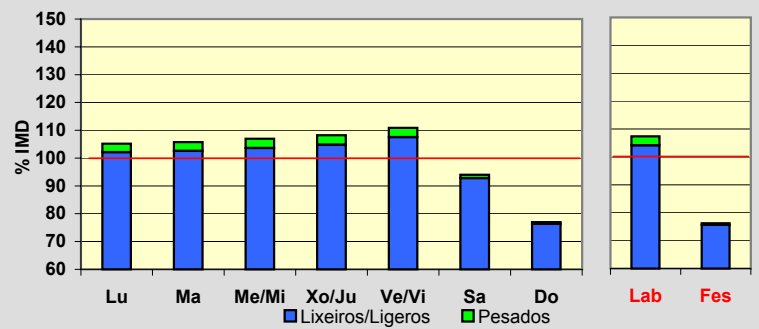


Estación: **AC-173(1)**Tipo: **PER****MEMORIA DE AFOROS 2007**Anterior: **AC-173(1)**Rede/Red: **PC**Nome/Nombre: **Bastigueiro (Oleiros)**IMD: **23.443** I₃₀: **2.014**Treito/Tramo: **Perillo (N-VI) - Santa Cruz (AC-190)**% Pes.: **2,5** I₁₅₀: **1.906****Variación Mensual**

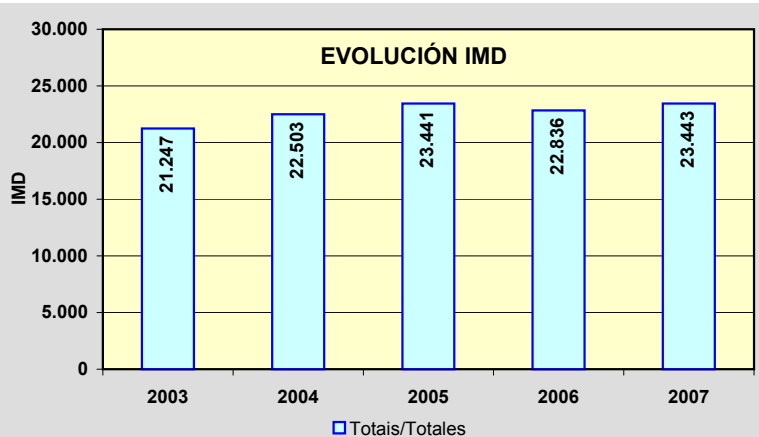
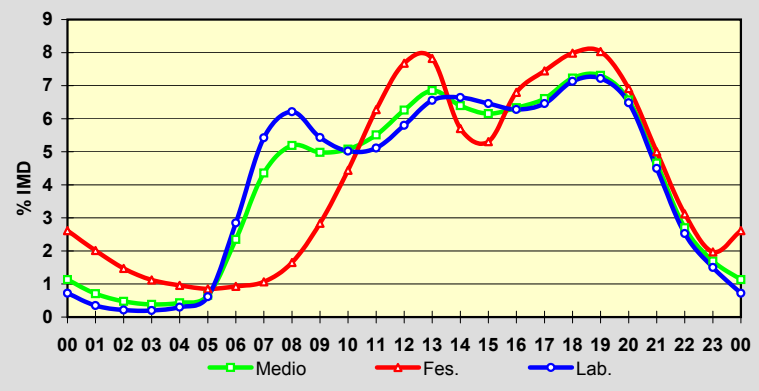
| | I.M.D. | % I.M.D. | % Pes. |
|------|--------|----------|--------|
| I | 21.632 | 92,27 | 2,5 |
| II | 21.738 | 92,73 | 2,5 |
| III | 23.321 | 99,48 | 2,7 |
| IV | 23.346 | 99,59 | 2,4 |
| V | 23.506 | 100,27 | 2,5 |
| VI | 25.182 | 107,42 | 2,7 |
| VII | 26.118 | 111,41 | 2,7 |
| VIII | 26.050 | 111,12 | 2,2 |
| IX | 24.264 | 103,50 | 2,4 |
| X | 22.715 | 96,89 | 2,5 |
| XI | 22.091 | 94,23 | 2,6 |
| XII | 21.219 | 90,51 | 2,2 |

**Semana Media**

| | I.M.D. | % I.M.D. | % Pes. |
|-------|--------|----------|--------|
| Lu | 24.661 | 105,20 | 2,9 |
| Ma | 24.788 | 105,74 | 3,0 |
| Me/Mi | 25.074 | 106,96 | 3,1 |
| Xo/Ju | 25.367 | 108,21 | 3,1 |
| Ve/Vi | 25.992 | 110,87 | 3,0 |
| Sa | 22.035 | 93,99 | 1,3 |
| Do | 18.044 | 76,97 | 0,8 |
| Lab | 25.171 | 107,37 | 3,0 |
| Fes | 17.878 | 76,26 | 0,8 |

**Día Medio**

| | Lab. | Fes. | Medio |
|----|---------------|---------------|---------------|
| 00 | 182 | 467 | 266 |
| 01 | 88 | 360 | 166 |
| 02 | 54 | 263 | 111 |
| 03 | 50 | 201 | 90 |
| 04 | 75 | 171 | 101 |
| 05 | 155 | 152 | 154 |
| 06 | 716 | 166 | 550 |
| 07 | 1.365 | 190 | 1.021 |
| 08 | 1.564 | 295 | 1.217 |
| 09 | 1.367 | 507 | 1.168 |
| 10 | 1.264 | 794 | 1.190 |
| 11 | 1.287 | 1.122 | 1.292 |
| 12 | 1.460 | 1.373 | 1.467 |
| 13 | 1.650 | 1.399 | 1.606 |
| 14 | 1.672 | 1.020 | 1.499 |
| 15 | 1.626 | 949 | 1.442 |
| 16 | 1.580 | 1.215 | 1.485 |
| 17 | 1.626 | 1.331 | 1.549 |
| 18 | 1.795 | 1.427 | 1.694 |
| 19 | 1.817 | 1.436 | 1.714 |
| 20 | 1.632 | 1.236 | 1.539 |
| 21 | 1.132 | 894 | 1.092 |
| 22 | 636 | 558 | 633 |
| 23 | 378 | 352 | 397 |
| | 25.171 | 17.878 | 23.443 |

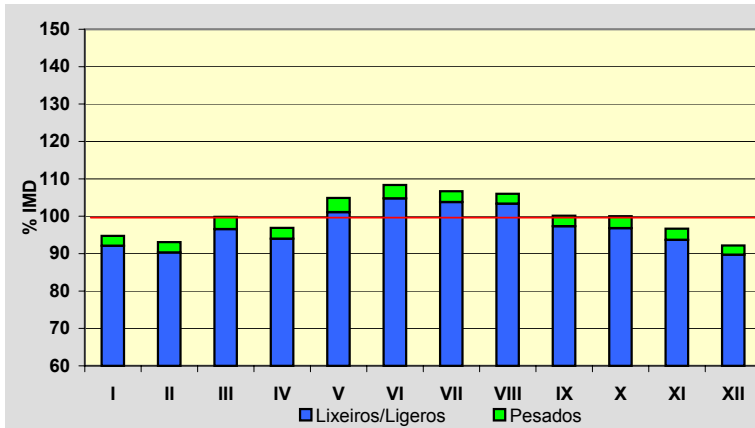


Estación: **AC-174(2)**Tipo: **COM**

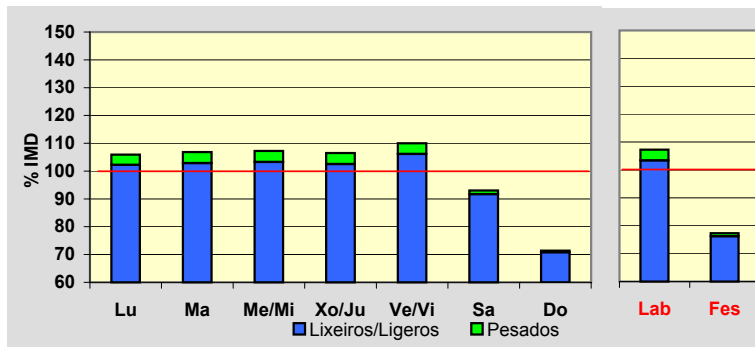
MEMORIA DE AFOROS 2007

Anterior: **AC-174(7)**Rede/Red: **S**Nome/Nombre: **Montrove (Oleiros)**IMD: **15.705** I₃₀: **1.493**Treito/Tramo: **Perillo (N-VI) – Oleiros (AC-180)**% Pes.: **3,0** I₁₅₀: **1.359****Variación Mensual**

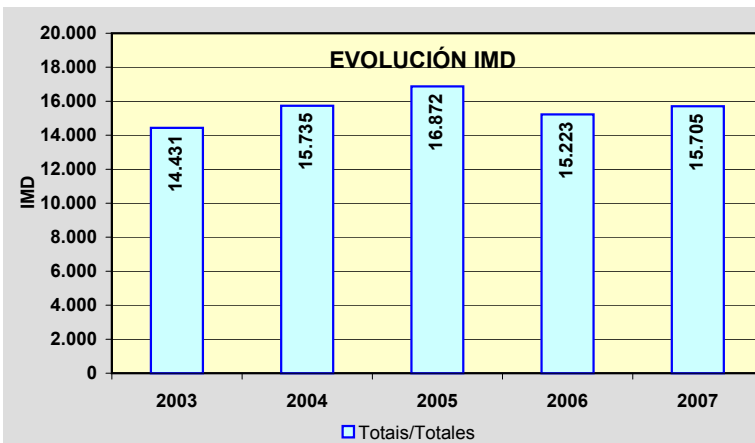
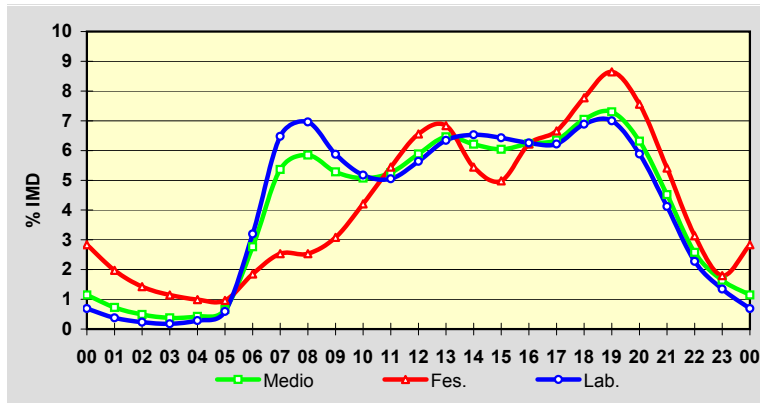
| | I.M.D. | % I.M.D. | % Pes. |
|------|--------|----------|--------|
| I | 14.879 | 94,74 | 2,8 |
| II | 14.617 | 93,07 | 3,0 |
| III | 15.678 | 99,83 | 3,3 |
| IV | 15.214 | 96,87 | 3,0 |
| V | 16.471 | 104,88 | 3,6 |
| VI | 17.016 | 108,35 | 3,3 |
| VII | 16.754 | 106,68 | 2,7 |
| VIII | 16.649 | 106,01 | 2,5 |
| IX | 15.727 | 100,14 | 2,8 |
| X | 15.704 | 99,99 | 3,2 |
| XI | 15.181 | 96,66 | 3,1 |
| XII | 14.477 | 92,18 | 2,7 |

**Semana Media**

| | I.M.D. | % I.M.D. | % Pes. |
|-------|--------|----------|--------|
| Lu | 16.636 | 105,93 | 3,5 |
| Ma | 16.780 | 106,84 | 3,7 |
| Me/Mi | 16.846 | 107,27 | 3,7 |
| Xo/Ju | 16.721 | 106,47 | 3,7 |
| Ve/Vi | 17.272 | 109,98 | 3,5 |
| Sa | 14.609 | 93,02 | 1,4 |
| Do | 11.208 | 71,37 | 0,8 |
| Lab | 16.850 | 107,29 | 3,6 |
| Fes | 12.144 | 77,33 | 1,4 |

**Día Medio**

| | Lab. | Fes. | Medio |
|--------------|---------------|---------------|---------------|
| 00 | 116 | 344 | 180 |
| 01 | 63 | 240 | 114 |
| 02 | 39 | 173 | 77 |
| 03 | 30 | 139 | 59 |
| 04 | 48 | 120 | 67 |
| 05 | 100 | 117 | 103 |
| 06 | 538 | 225 | 434 |
| 07 | 1.091 | 308 | 842 |
| 08 | 1.173 | 308 | 918 |
| 09 | 990 | 374 | 830 |
| 10 | 872 | 511 | 797 |
| 11 | 851 | 661 | 825 |
| 12 | 950 | 796 | 924 |
| 13 | 1.069 | 830 | 1.015 |
| 14 | 1.100 | 661 | 976 |
| 15 | 1.083 | 605 | 949 |
| 16 | 1.054 | 755 | 979 |
| 17 | 1.048 | 809 | 998 |
| 18 | 1.160 | 944 | 1.107 |
| 19 | 1.179 | 1.050 | 1.146 |
| 20 | 992 | 918 | 992 |
| 21 | 694 | 657 | 710 |
| 22 | 383 | 381 | 405 |
| 23 | 227 | 218 | 258 |
| Total | 16.850 | 12.144 | 15.705 |

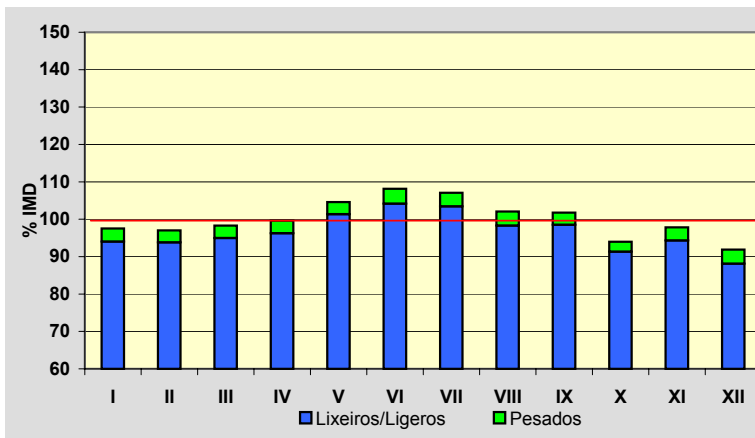


Estación: **AC-221(3)**Tipo: **COM**

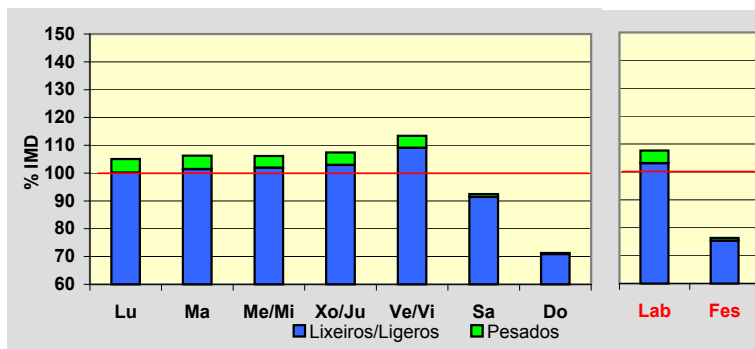
MEMORIA DE AFOROS 2007

Anterior: **AC-221(6)**Rede/Red: **S**Nome/Nombre: **Catro Camiños**IMD: **4.823** I₃₀: **525**Treito/Tramo: **San Pedro de Nós (N-VI) - Catro Camiños (AC-214)** % Pes.: **3,4** I₁₅₀: **474****Variación Mensual**

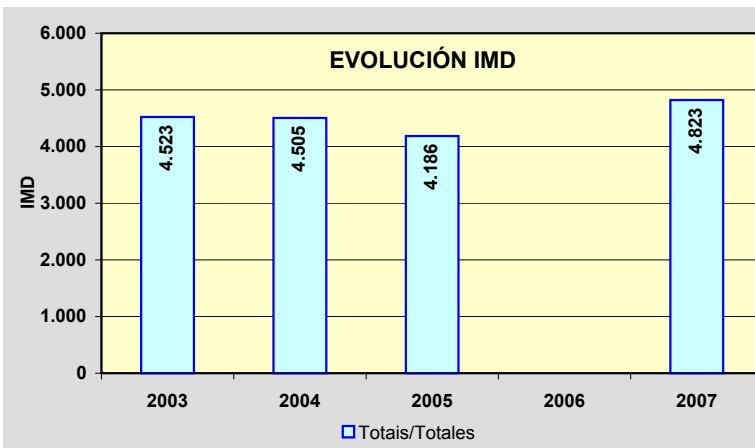
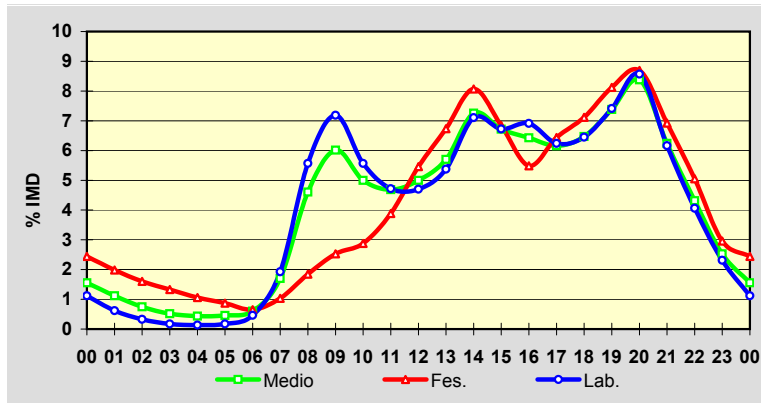
| | I.M.D. | % I.M.D. | % Pes. |
|------|--------|----------|--------|
| I | 4.704 | 97,53 | 3,6 |
| II | 4.679 | 97,01 | 3,3 |
| III | 4.742 | 98,32 | 3,4 |
| IV | 4.806 | 99,65 | 3,4 |
| V | 5.044 | 104,58 | 3,1 |
| VI | 5.216 | 108,15 | 3,7 |
| VII | 5.165 | 107,09 | 3,4 |
| VIII | 4.923 | 102,07 | 3,7 |
| IX | 4.909 | 101,78 | 3,2 |
| X | 4.532 | 93,97 | 2,8 |
| XI | 4.718 | 97,82 | 3,6 |
| XII | 4.432 | 91,89 | 4,1 |

**Semana Media**

| | I.M.D. | % I.M.D. | % Pes. |
|-------|--------|----------|--------|
| Lu | 5.068 | 105,08 | 4,7 |
| Ma | 5.124 | 106,24 | 4,5 |
| Me/Mi | 5.121 | 106,18 | 4,0 |
| Xo/Ju | 5.182 | 107,44 | 4,2 |
| Ve/Vi | 5.470 | 113,41 | 3,8 |
| Sa | 4.459 | 92,45 | 1,1 |
| Do | 3.438 | 71,28 | 0,6 |
| Lab | 5.192 | 107,65 | 4,2 |
| Fes | 3.682 | 76,34 | 1,3 |

**Día Medio**

| | Lab. | Fes. | Medio |
|----|--------------|--------------|--------------|
| 00 | 58 | 90 | 75 |
| 01 | 32 | 73 | 54 |
| 02 | 17 | 59 | 36 |
| 03 | 9 | 49 | 25 |
| 04 | 7 | 39 | 21 |
| 05 | 9 | 32 | 22 |
| 06 | 24 | 24 | 29 |
| 07 | 100 | 38 | 82 |
| 08 | 289 | 68 | 222 |
| 09 | 373 | 93 | 290 |
| 10 | 289 | 106 | 241 |
| 11 | 245 | 143 | 226 |
| 12 | 244 | 201 | 241 |
| 13 | 279 | 248 | 275 |
| 14 | 369 | 297 | 350 |
| 15 | 349 | 252 | 324 |
| 16 | 359 | 202 | 310 |
| 17 | 324 | 237 | 297 |
| 18 | 335 | 262 | 312 |
| 19 | 385 | 299 | 356 |
| 20 | 445 | 320 | 404 |
| 21 | 320 | 255 | 301 |
| 22 | 211 | 186 | 208 |
| 23 | 120 | 109 | 122 |
| | 5.192 | 3.682 | 4.823 |



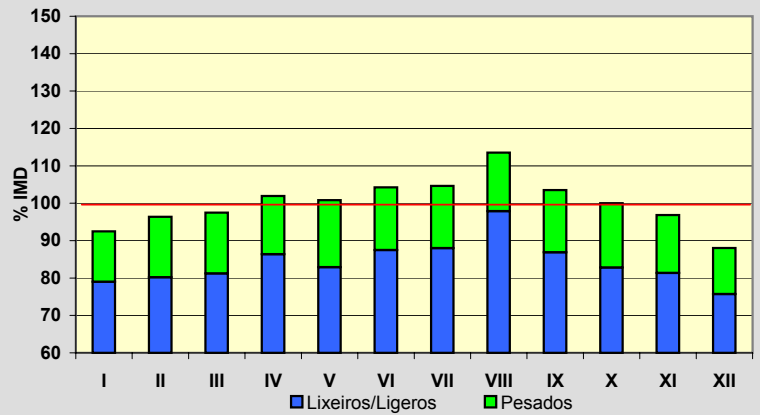
Estación: **AC-230(2)**Tipo: **COM**

MEMORIA DE AFOROS 2007

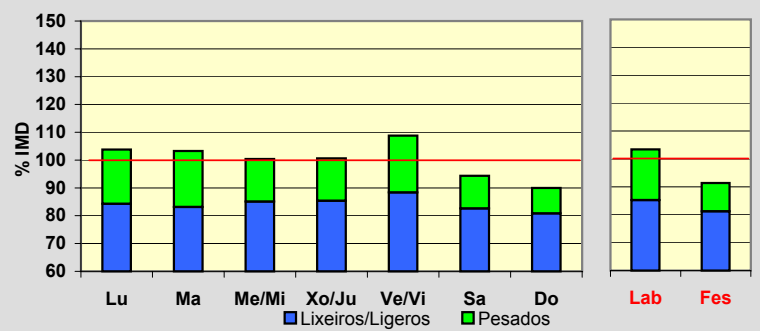
Anterior: AC-230(36)

Rede/Red: **S**Nome/Nombre: **Montsalgueiro**IMD: **1.078** I₃₀: **125**Treito/Tramo: **Montsalgueiro (N - VI) - Estación Curtis (AC-840)**% Pes.: **15,8** I₁₅₀: **104****Variación Mensual**

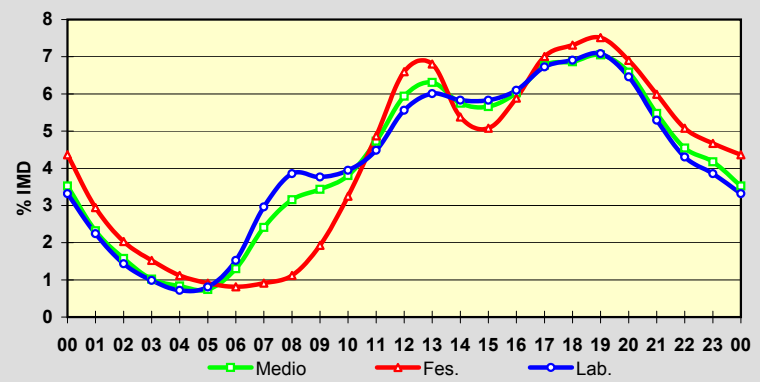
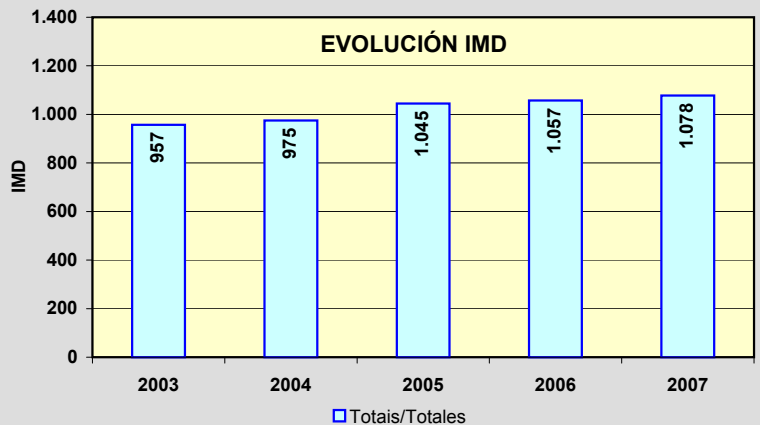
| | I.M.D. | % I.M.D. | % Pes. |
|------|--------|----------|--------|
| I | 997 | 92,49 | 14,6 |
| II | 1.039 | 96,38 | 16,8 |
| III | 1.051 | 97,50 | 16,7 |
| IV | 1.099 | 101,95 | 15,3 |
| V | 1.087 | 100,83 | 17,8 |
| VI | 1.124 | 104,27 | 16,1 |
| VII | 1.128 | 104,64 | 15,9 |
| VIII | 1.224 | 113,54 | 13,8 |
| IX | 1.116 | 103,53 | 16,1 |
| X | 1.078 | 100,00 | 17,2 |
| XI | 1.044 | 96,85 | 16,0 |
| XII | 949 | 88,03 | 14,0 |

**Semana Media**

| | I.M.D. | % I.M.D. | % Pes. |
|-------|--------|----------|--------|
| Lu | 1.119 | 103,80 | 18,8 |
| Ma | 1.113 | 103,25 | 19,5 |
| Me/Mi | 1.082 | 100,37 | 15,2 |
| Xo/Ju | 1.085 | 100,65 | 15,2 |
| Ve/Vi | 1.173 | 108,81 | 18,8 |
| Sa | 1.017 | 94,34 | 12,4 |
| Do | 970 | 89,98 | 10,2 |
| Lab | 1.115 | 103,43 | 17,6 |
| Fes | 985 | 91,37 | 11,1 |

**Día Medio**

| | Lab. | Fes. | Medio |
|--------------|--------------|------------|--------------|
| 00 | 37 | 43 | 38 |
| 01 | 25 | 29 | 25 |
| 02 | 16 | 20 | 17 |
| 03 | 11 | 15 | 11 |
| 04 | 8 | 11 | 9 |
| 05 | 9 | 9 | 8 |
| 06 | 17 | 8 | 14 |
| 07 | 33 | 9 | 26 |
| 08 | 43 | 11 | 34 |
| 09 | 42 | 19 | 37 |
| 10 | 44 | 32 | 41 |
| 11 | 50 | 48 | 51 |
| 12 | 62 | 65 | 64 |
| 13 | 67 | 67 | 68 |
| 14 | 65 | 53 | 62 |
| 15 | 65 | 50 | 61 |
| 16 | 68 | 58 | 65 |
| 17 | 75 | 69 | 73 |
| 18 | 77 | 72 | 74 |
| 19 | 79 | 74 | 76 |
| 20 | 72 | 68 | 71 |
| 21 | 59 | 59 | 59 |
| 22 | 48 | 50 | 49 |
| 23 | 43 | 46 | 45 |
| Total | 1.115 | 985 | 1.078 |

**EVOLUCIÓN IMD**

Estación: **AC-234(4)**Tipo: **COM****MEMORIA DE AFOROS 2007**Anterior: **AC-234(8)**Rede/Red: **PC**

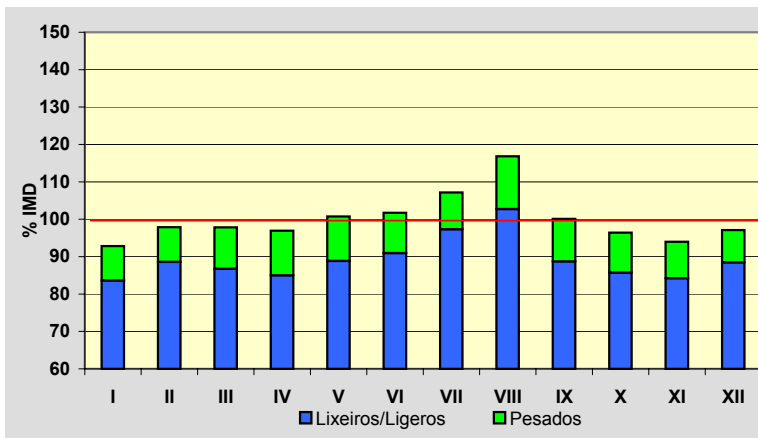
Nome/Nombre:

A TrapaIMD: **1.783** I₃₀: **214**

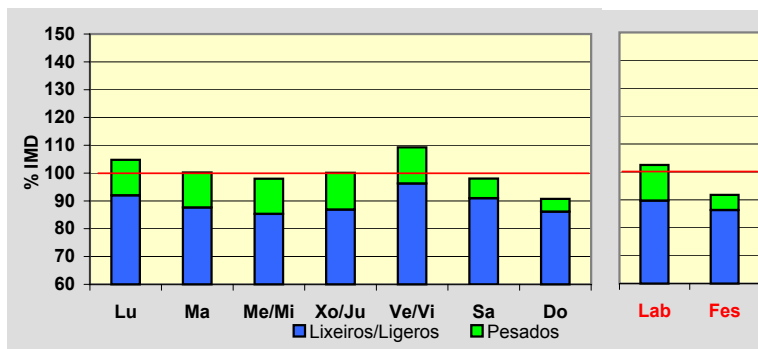
Treito/Tramo:

Arzúa (N-547) - Boimorto (CP-1002)% Pes.: **10,7** I₁₅₀: **170****Variación Mensual**

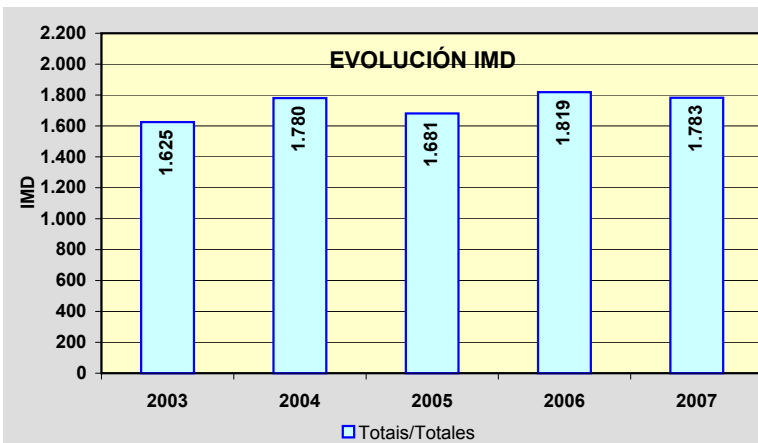
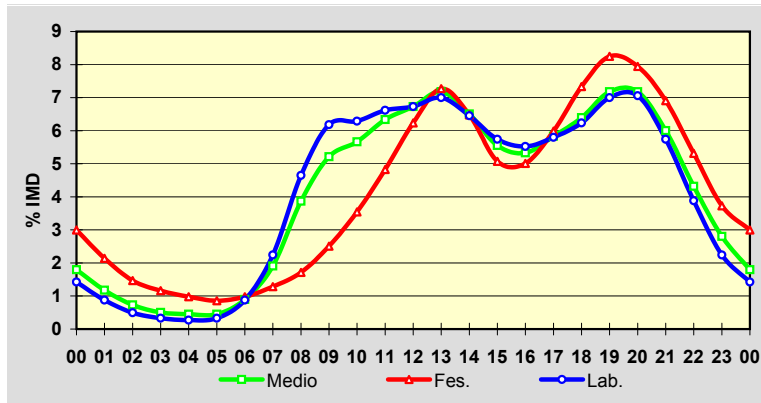
| | I.M.D. | % I.M.D. | % Pes. |
|------|--------|----------|--------|
| I | 1.655 | 92,82 | 9,9 |
| II | 1.745 | 97,87 | 9,5 |
| III | 1.744 | 97,81 | 11,3 |
| IV | 1.728 | 96,92 | 12,3 |
| V | 1.796 | 100,73 | 11,8 |
| VI | 1.814 | 101,74 | 10,6 |
| VII | 1.911 | 107,18 | 9,2 |
| VIII | 2.083 | 116,83 | 12,1 |
| IX | 1.785 | 100,11 | 11,4 |
| X | 1.719 | 96,41 | 11,1 |
| XI | 1.676 | 94,00 | 10,4 |
| XII | 1.731 | 97,08 | 8,9 |

**Semana Media**

| | I.M.D. | % I.M.D. | % Pes. |
|-------|--------|----------|--------|
| Lu | 1.868 | 104,77 | 12,2 |
| Ma | 1.787 | 100,22 | 12,6 |
| Me/Mi | 1.747 | 97,98 | 12,9 |
| Xo/Ju | 1.785 | 100,11 | 13,2 |
| Ve/Vi | 1.948 | 109,25 | 11,9 |
| Sa | 1.748 | 98,04 | 7,2 |
| Do | 1.618 | 90,75 | 5,1 |
| Lab | 1.828 | 102,52 | 12,5 |
| Fes | 1.636 | 91,76 | 5,9 |

**Día Medio**

| | Lab. | Fes. | Medio |
|----|--------------|--------------|--------------|
| 00 | 26 | 49 | 32 |
| 01 | 16 | 35 | 21 |
| 02 | 9 | 24 | 13 |
| 03 | 6 | 19 | 9 |
| 04 | 5 | 16 | 8 |
| 05 | 6 | 14 | 8 |
| 06 | 16 | 16 | 16 |
| 07 | 41 | 21 | 34 |
| 08 | 85 | 28 | 69 |
| 09 | 113 | 41 | 93 |
| 10 | 115 | 58 | 101 |
| 11 | 121 | 79 | 113 |
| 12 | 123 | 102 | 120 |
| 13 | 128 | 119 | 128 |
| 14 | 118 | 106 | 116 |
| 15 | 105 | 83 | 99 |
| 16 | 101 | 82 | 95 |
| 17 | 106 | 98 | 104 |
| 18 | 114 | 120 | 114 |
| 19 | 128 | 135 | 128 |
| 20 | 129 | 130 | 128 |
| 21 | 105 | 113 | 107 |
| 22 | 71 | 87 | 77 |
| 23 | 41 | 61 | 50 |
| | 1.828 | 1.636 | 1.783 |



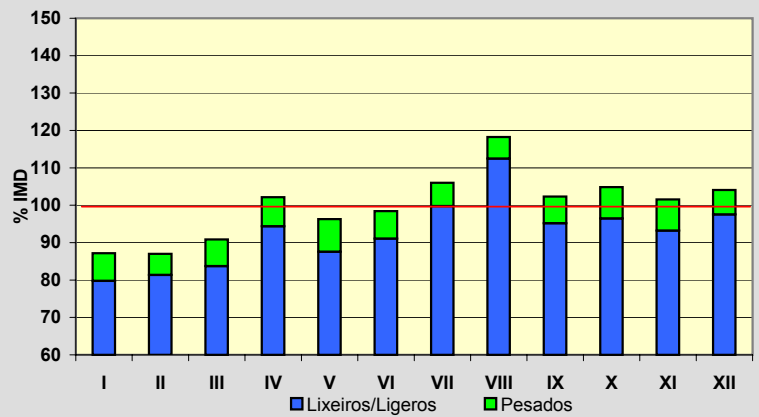
Estación: **AC-240(10)**Tipo: **COM**

MEMORIA DE AFOROS 2007

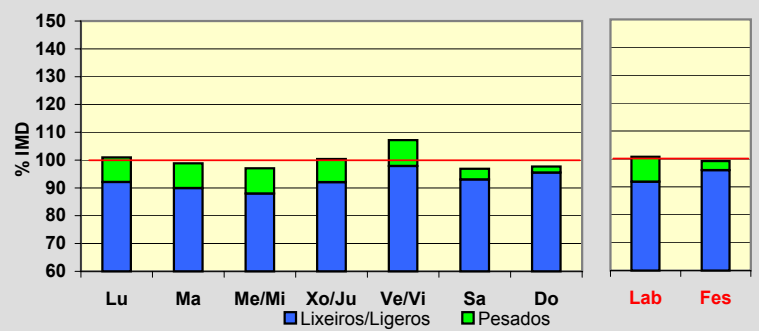
Anterior:

Rede/Red: **S**Nome/Nombre: **Touro (AC-240)**IMD: **515** I₃₀: **68**Treito/Tramo: **Burres (N-547) - Fonte Díaz (CP-6602)**% Pes.: **7,2** I₁₅₀: **55****Variación Mensual**

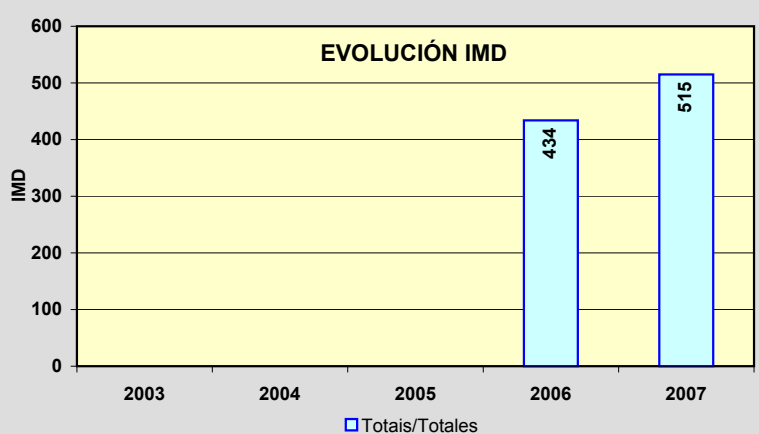
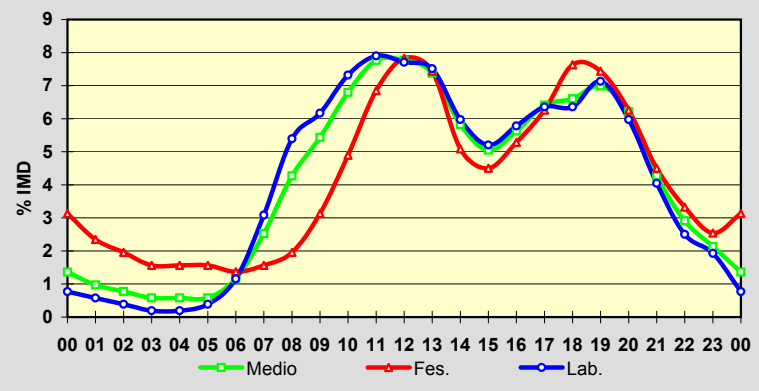
| | I.M.D. | % I.M.D. | % Pes. |
|------|--------|----------|--------|
| I | 449 | 87,18 | 8,5 |
| II | 448 | 86,99 | 6,5 |
| III | 468 | 90,87 | 7,9 |
| IV | 526 | 102,14 | 7,6 |
| V | 496 | 96,31 | 9,1 |
| VI | 507 | 98,45 | 7,5 |
| VII | 546 | 106,02 | 5,9 |
| VIII | 609 | 118,25 | 4,9 |
| IX | 527 | 102,33 | 7,0 |
| X | 540 | 104,85 | 8,0 |
| XI | 523 | 101,55 | 8,2 |
| XII | 536 | 104,08 | 6,3 |

**Semana Media**

| | I.M.D. | % I.M.D. | % Pes. |
|-------|--------|----------|--------|
| Lu | 520 | 100,97 | 8,8 |
| Ma | 509 | 98,83 | 9,0 |
| Me/Mi | 500 | 97,09 | 9,4 |
| Xo/Ju | 517 | 100,39 | 8,3 |
| Ve/Vi | 552 | 107,18 | 8,7 |
| Sa | 499 | 96,89 | 4,0 |
| Do | 503 | 97,67 | 2,2 |
| Lab | 519 | 100,78 | 8,9 |
| Fes | 511 | 99,22 | 3,3 |

**Día Medio**

| | Lab. | Fes. | Medio |
|----|------------|------------|------------|
| 00 | 4 | 16 | 7 |
| 01 | 3 | 12 | 5 |
| 02 | 2 | 10 | 4 |
| 03 | 1 | 8 | 3 |
| 04 | 1 | 8 | 3 |
| 05 | 2 | 8 | 3 |
| 06 | 6 | 7 | 6 |
| 07 | 16 | 8 | 13 |
| 08 | 28 | 10 | 22 |
| 09 | 32 | 16 | 28 |
| 10 | 38 | 25 | 35 |
| 11 | 41 | 35 | 40 |
| 12 | 40 | 40 | 40 |
| 13 | 39 | 38 | 38 |
| 14 | 31 | 26 | 30 |
| 15 | 27 | 23 | 26 |
| 16 | 30 | 27 | 29 |
| 17 | 33 | 32 | 33 |
| 18 | 33 | 39 | 34 |
| 19 | 37 | 38 | 36 |
| 20 | 31 | 32 | 32 |
| 21 | 21 | 23 | 22 |
| 22 | 13 | 17 | 15 |
| 23 | 10 | 13 | 11 |
| | 519 | 511 | 515 |



Estación: **AC-250(0)**Tipo: **PER**

MEMORIA DE AFOROS 2007

Anterior:

Rede/Red: **S**

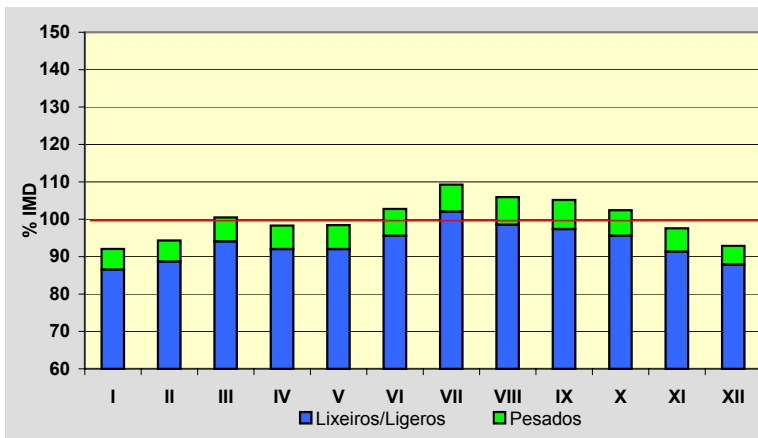
Nome/Nombre:

BarcielaIMD: **4.152** I₃₀: **431**

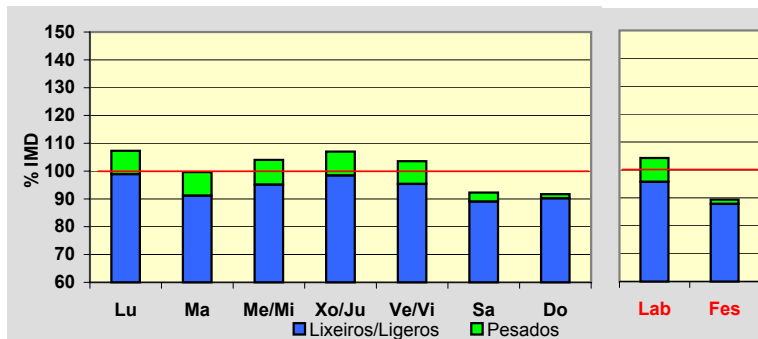
Treito/Tramo:

Sigueiro (N-550) - Labacolla (A-54)% Pes.: **6,5** I₁₅₀: **364****Variación Mensual**

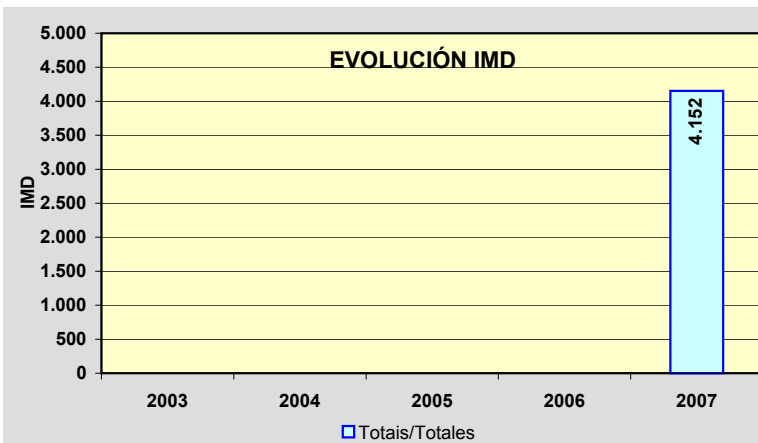
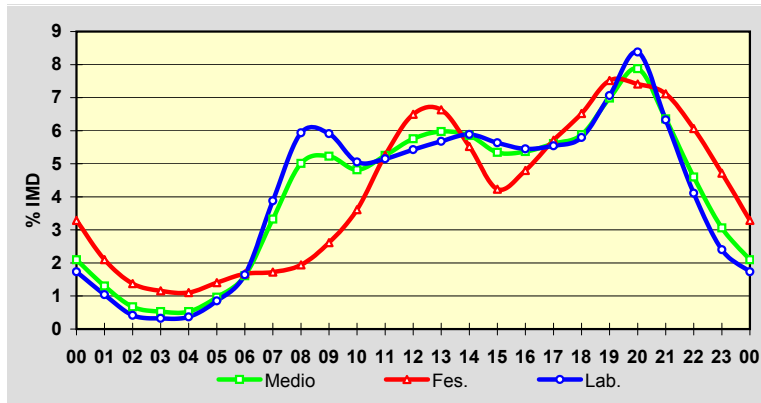
| | I.M.D. | % I.M.D. | % Pes. |
|------|--------|----------|--------|
| I | 3.822 | 92,05 | 6,0 |
| II | 3.917 | 94,34 | 6,0 |
| III | 4.172 | 100,48 | 6,4 |
| IV | 4.081 | 98,29 | 6,4 |
| V | 4.086 | 98,41 | 6,5 |
| VI | 4.266 | 102,75 | 7,0 |
| VII | 4.536 | 109,25 | 6,6 |
| VIII | 4.398 | 105,92 | 7,0 |
| IX | 4.366 | 105,15 | 7,4 |
| X | 4.252 | 102,41 | 6,7 |
| XI | 4.052 | 97,59 | 6,4 |
| XII | 3.856 | 92,87 | 5,4 |

**Semana Media**

| | I.M.D. | % I.M.D. | % Pes. |
|-------|--------|----------|--------|
| Lu | 4.454 | 107,27 | 7,8 |
| Ma | 4.138 | 99,66 | 8,5 |
| Me/Mi | 4.318 | 104,00 | 8,5 |
| Xo/Ju | 4.443 | 107,01 | 8,0 |
| Ve/Vi | 4.301 | 103,59 | 7,9 |
| Sa | 3.831 | 92,27 | 3,5 |
| Do | 3.807 | 91,69 | 1,6 |
| Lab | 4.331 | 104,31 | 8,2 |
| Fes | 3.710 | 89,35 | 1,7 |

**Día Medio**

| | Lab. | Fes. | Medio |
|----|--------------|--------------|--------------|
| 00 | 75 | 122 | 87 |
| 01 | 45 | 78 | 54 |
| 02 | 18 | 51 | 28 |
| 03 | 14 | 43 | 22 |
| 04 | 16 | 41 | 22 |
| 05 | 37 | 52 | 40 |
| 06 | 71 | 62 | 67 |
| 07 | 168 | 64 | 138 |
| 08 | 257 | 72 | 208 |
| 09 | 256 | 97 | 217 |
| 10 | 219 | 134 | 200 |
| 11 | 223 | 195 | 218 |
| 12 | 235 | 241 | 239 |
| 13 | 246 | 246 | 248 |
| 14 | 255 | 205 | 243 |
| 15 | 244 | 157 | 222 |
| 16 | 236 | 178 | 223 |
| 17 | 240 | 212 | 233 |
| 18 | 251 | 242 | 244 |
| 19 | 306 | 279 | 290 |
| 20 | 363 | 275 | 327 |
| 21 | 274 | 264 | 264 |
| 22 | 178 | 225 | 191 |
| 23 | 104 | 175 | 127 |
| | 4.331 | 3.710 | 4.152 |



Estación: **AC-250(2)**Tipo: **COM****MEMORIA DE AFOROS 2007**Anterior: **AC-250(2)**Rede/Red: **S**

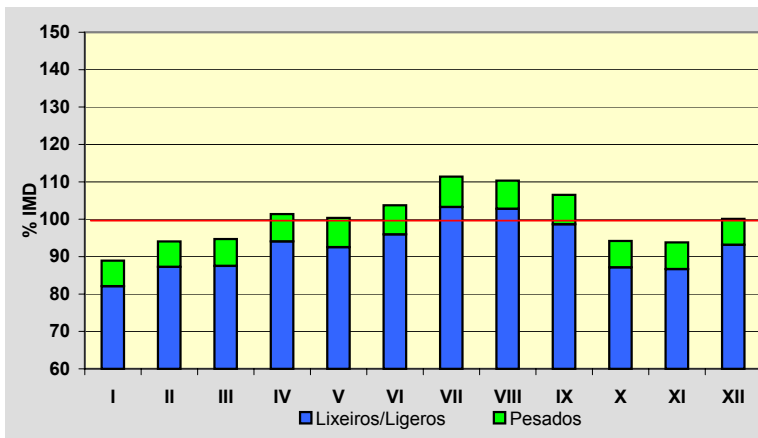
Nome/Nombre:

SigüeiroIMD: **3.763** I₃₀: **360**

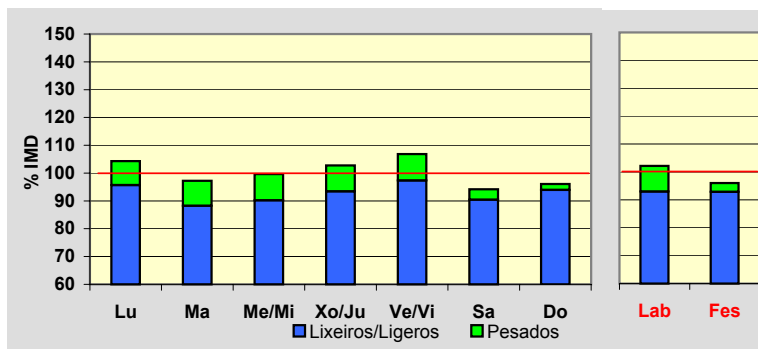
Treito/Tramo:

Sigüeiro (N-550) - Labacolla (A-54)% Pes.: **7,4** I₁₅₀: **311****Variación Mensual**

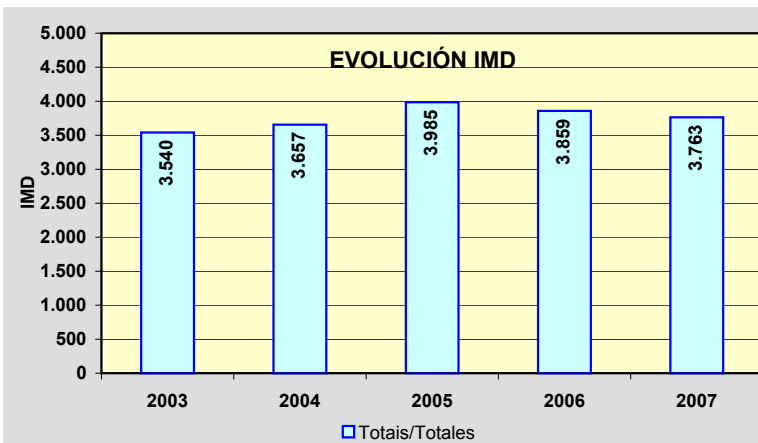
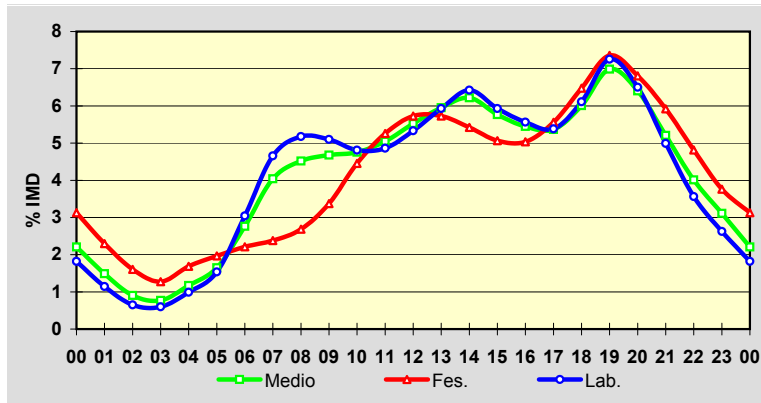
| | I.M.D. | % I.M.D. | % Pes. |
|------|--------|----------|--------|
| I | 3.346 | 88,92 | 7,7 |
| II | 3.539 | 94,05 | 7,2 |
| III | 3.564 | 94,71 | 7,6 |
| IV | 3.815 | 101,38 | 7,2 |
| V | 3.777 | 100,37 | 7,8 |
| VI | 3.904 | 103,75 | 7,5 |
| VII | 4.192 | 111,40 | 7,3 |
| VIII | 4.151 | 110,31 | 6,8 |
| IX | 4.009 | 106,54 | 7,4 |
| X | 3.545 | 94,21 | 7,5 |
| XI | 3.530 | 93,81 | 7,6 |
| XII | 3.766 | 100,08 | 6,9 |

**Semana Media**

| | I.M.D. | % I.M.D. | % Pes. |
|-------|--------|----------|--------|
| Lu | 3.926 | 104,33 | 8,3 |
| Ma | 3.658 | 97,21 | 9,2 |
| Me/Mi | 3.750 | 99,65 | 9,5 |
| Xo/Ju | 3.867 | 102,76 | 9,1 |
| Ve/Vi | 4.021 | 106,86 | 8,9 |
| Sa | 3.545 | 94,21 | 4,0 |
| Do | 3.616 | 96,09 | 2,2 |
| Lab | 3.845 | 102,18 | 9,0 |
| Fes | 3.614 | 96,04 | 3,3 |

**Día Medio**

| | Lab. | Fes. | Medio |
|----|--------------|--------------|--------------|
| 00 | 70 | 113 | 83 |
| 01 | 44 | 83 | 56 |
| 02 | 25 | 58 | 34 |
| 03 | 23 | 46 | 29 |
| 04 | 38 | 61 | 44 |
| 05 | 59 | 71 | 62 |
| 06 | 117 | 80 | 104 |
| 07 | 179 | 86 | 152 |
| 08 | 199 | 97 | 170 |
| 09 | 196 | 122 | 176 |
| 10 | 185 | 161 | 179 |
| 11 | 187 | 190 | 190 |
| 12 | 205 | 207 | 208 |
| 13 | 228 | 207 | 224 |
| 14 | 247 | 196 | 234 |
| 15 | 228 | 183 | 217 |
| 16 | 214 | 182 | 205 |
| 17 | 207 | 201 | 202 |
| 18 | 235 | 234 | 226 |
| 19 | 279 | 266 | 263 |
| 20 | 250 | 246 | 241 |
| 21 | 192 | 214 | 196 |
| 22 | 137 | 174 | 151 |
| 23 | 101 | 136 | 117 |
| | 3.845 | 3.614 | 3.763 |



Estación: **AC-305(0)**Tipo: **COM**

MEMORIA DE AFOROS 2007

Anterior: **C-550c(3)**Rede/Red: **PC**

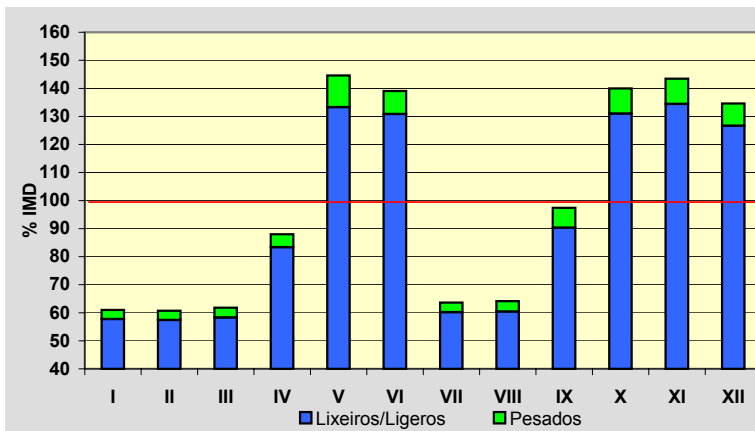
Nome/Nombre:

DodroIMD: **8.791** I₃₀: **1.074**

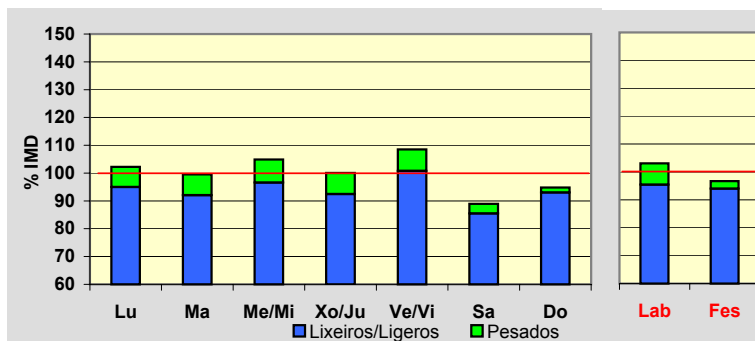
Treito/Tramo:

Padrón (VG-1.1) - Bexo (AC-306)% Pes.: **6,2** I₁₅₀: **991****Variación Mensual**

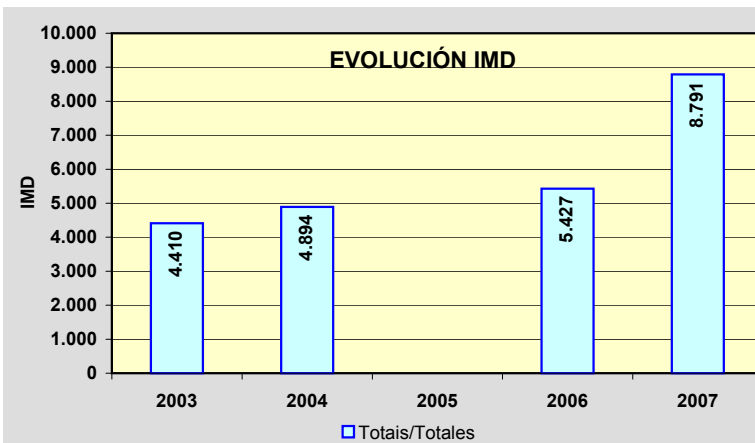
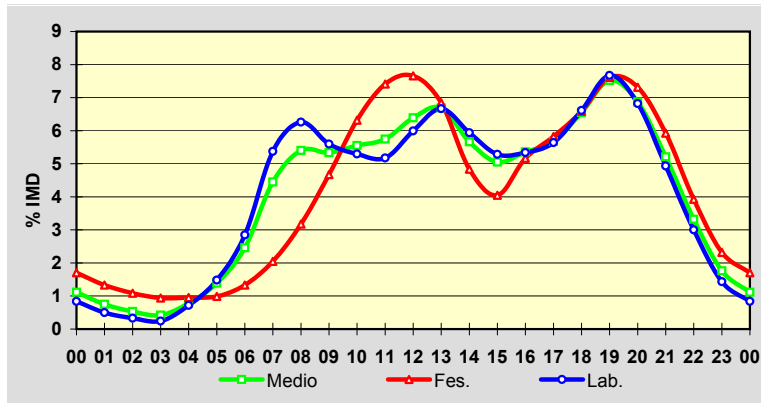
| | I.M.D. | % I.M.D. | % Pes. |
|------|--------|----------|--------|
| I | 5.363 | 61,01 | 5,3 |
| II | 5.338 | 60,72 | 5,5 |
| III | 5.433 | 61,80 | 5,6 |
| IV | 7.733 | 87,96 | 5,2 |
| V | 12.712 | 144,60 | 7,8 |
| VI | 12.223 | 139,04 | 5,9 |
| VII | 5.593 | 63,62 | 5,4 |
| VIII | 5.639 | 64,15 | 5,8 |
| IX | 8.565 | 97,43 | 7,3 |
| X | 12.304 | 139,96 | 6,4 |
| XI | 12.612 | 143,46 | 6,3 |
| XII | 11.835 | 134,63 | 5,9 |

**Semana Media**

| | I.M.D. | % I.M.D. | % Pes. |
|-------|--------|----------|--------|
| Lu | 8.990 | 102,26 | 7,1 |
| Ma | 8.751 | 99,54 | 7,5 |
| Me/Mi | 9.220 | 104,88 | 7,9 |
| Xo/Ju | 8.794 | 100,03 | 7,6 |
| Ve/Vi | 9.539 | 108,51 | 7,1 |
| Sa | 7.820 | 88,95 | 3,9 |
| Do | 8.336 | 94,82 | 1,9 |
| Lab | 9.060 | 103,06 | 7,4 |
| Fes | 8.502 | 96,71 | 2,8 |

**Día Medio**

| | Lab. | Fes. | Medio |
|----|--------------|--------------|--------------|
| 00 | 76 | 145 | 98 |
| 01 | 45 | 113 | 66 |
| 02 | 30 | 92 | 47 |
| 03 | 22 | 80 | 37 |
| 04 | 65 | 81 | 69 |
| 05 | 134 | 84 | 122 |
| 06 | 258 | 113 | 216 |
| 07 | 487 | 174 | 391 |
| 08 | 567 | 270 | 475 |
| 09 | 507 | 397 | 469 |
| 10 | 480 | 537 | 488 |
| 11 | 469 | 630 | 505 |
| 12 | 543 | 651 | 562 |
| 13 | 604 | 582 | 588 |
| 14 | 538 | 411 | 498 |
| 15 | 479 | 344 | 444 |
| 16 | 484 | 439 | 471 |
| 17 | 511 | 495 | 499 |
| 18 | 599 | 560 | 576 |
| 19 | 695 | 647 | 661 |
| 20 | 618 | 622 | 604 |
| 21 | 447 | 504 | 458 |
| 22 | 272 | 334 | 292 |
| 23 | 130 | 197 | 155 |
| | 9.060 | 8.502 | 8.791 |



Estación: **AC-305(13)**Tipo: **COM**

MEMORIA DE AFOROS 2007

Anterior: **C-550c(15)**Rede/Red: **PC**

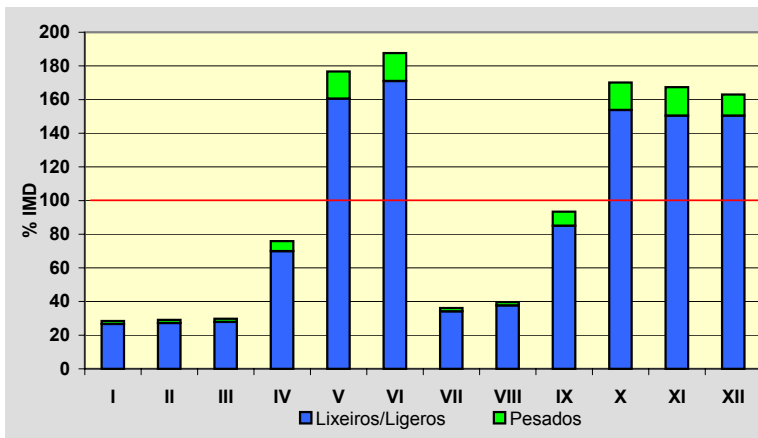
Nome/Nombre:

Araño

IMD: **10.674** I₃₀: **1.845**Treito/Tramo: **Bexo (AC-306) - Enl. Boiro Este (VG-1.1)**% Pes.: **8,6** I₁₅₀: **1.482**

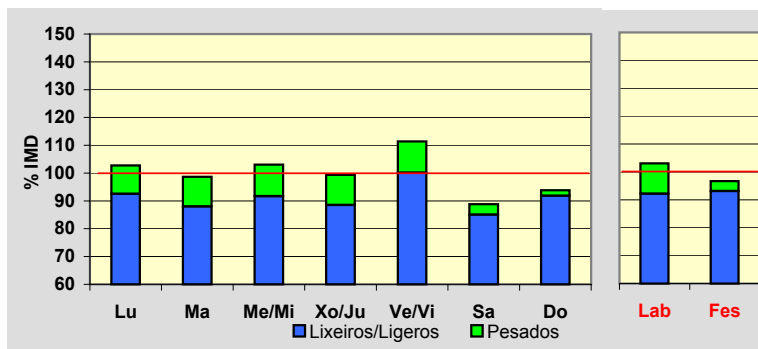
Variación Mensual

| | I.M.D. | % I.M.D. | % Pes. |
|------|--------|----------|--------|
| I | 3.032 | 28,41 | 6,1 |
| II | 3.103 | 29,07 | 6,3 |
| III | 3.175 | 29,75 | 6,2 |
| IV | 8.096 | 75,85 | 7,9 |
| V | 18.856 | 176,65 | 9,1 |
| VI | 20.032 | 187,67 | 8,9 |
| VII | 3.858 | 36,14 | 5,6 |
| VIII | 4.229 | 39,62 | 4,9 |
| IX | 9.972 | 93,42 | 9,0 |
| X | 18.160 | 170,13 | 9,6 |
| XI | 17.864 | 167,36 | 10,1 |
| XII | 17.400 | 163,01 | 7,7 |



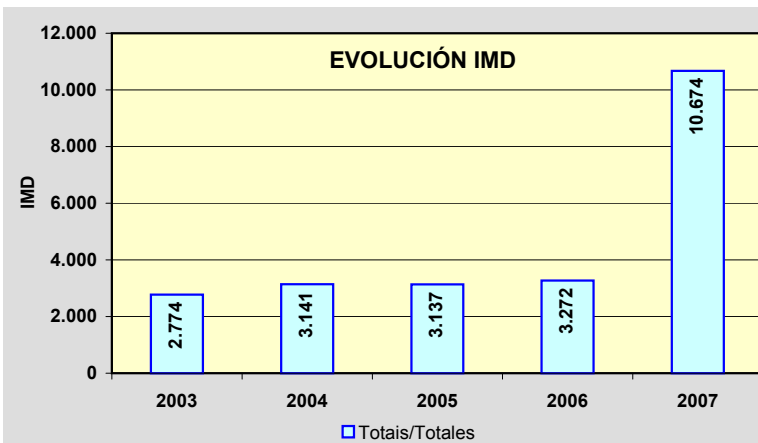
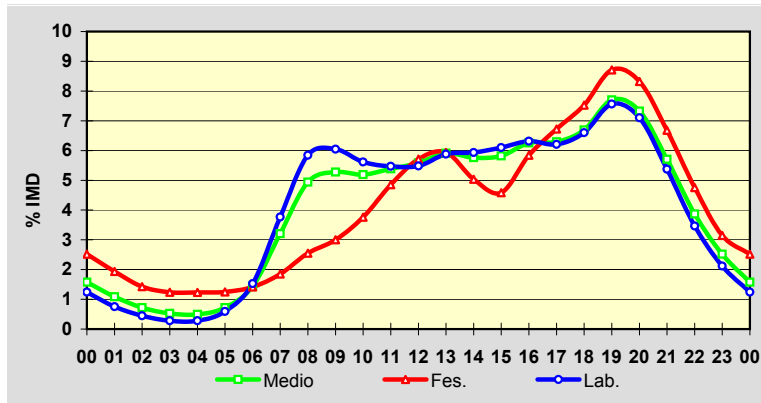
Semana Media

| | I.M.D. | % I.M.D. | % Pes. |
|-------|--------|----------|--------|
| Lu | 10.969 | 102,76 | 9,9 |
| Ma | 10.533 | 98,68 | 10,8 |
| Me/Mi | 10.999 | 103,04 | 11,0 |
| Xo/Ju | 10.605 | 99,35 | 10,9 |
| Ve/Vi | 11.891 | 111,40 | 10,1 |
| Sa | 9.483 | 88,84 | 4,2 |
| Do | 10.019 | 93,86 | 2,1 |
| Lab | 11.002 | 103,07 | 10,5 |
| Fes | 10.324 | 96,72 | 3,7 |



Día Medio

| | Lab. | Fes. | Medio |
|--------------|---------------|---------------|---------------|
| 00 | 137 | 260 | 168 |
| 01 | 83 | 200 | 116 |
| 02 | 49 | 147 | 77 |
| 03 | 31 | 128 | 56 |
| 04 | 31 | 127 | 53 |
| 05 | 65 | 129 | 77 |
| 06 | 168 | 146 | 154 |
| 07 | 414 | 191 | 342 |
| 08 | 643 | 263 | 527 |
| 09 | 665 | 310 | 563 |
| 10 | 618 | 388 | 554 |
| 11 | 602 | 501 | 575 |
| 12 | 603 | 590 | 596 |
| 13 | 647 | 613 | 631 |
| 14 | 653 | 520 | 615 |
| 15 | 671 | 473 | 621 |
| 16 | 695 | 603 | 668 |
| 17 | 683 | 694 | 672 |
| 18 | 726 | 777 | 714 |
| 19 | 832 | 899 | 822 |
| 20 | 781 | 859 | 782 |
| 21 | 591 | 690 | 609 |
| 22 | 381 | 491 | 413 |
| 23 | 233 | 325 | 269 |
| Total | 11.002 | 10.324 | 10.674 |

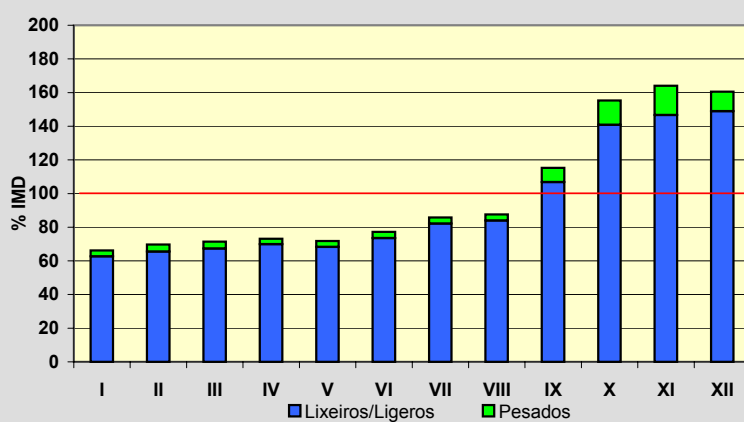


Estación: **AC-305(30)**Tipo: **COM**

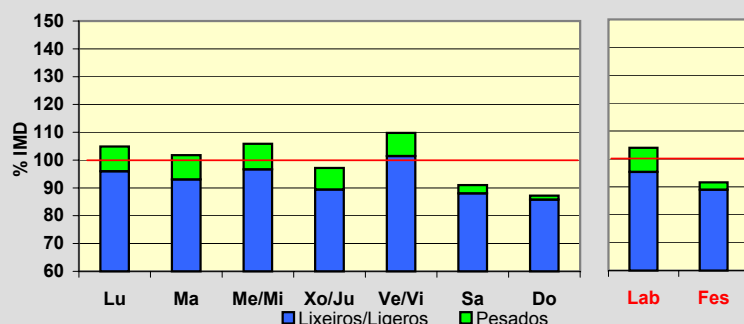
MEMORIA DE AFOROS 2007

Anterior: **C-550c(31)**Rede/Red: **PC**Nome/Nombre: **Pobra do Caramiñal (AC-305)**IMD: **11.640** I₃₀: **1.745**Treito/Tramo: **Boiro (Desvío Enl. Boiro Norte VG-1.1) - Pobra do Caramiñal (AC-302)**% Pes.: **6,8** I₁₅₀: **1.488****Variación Mensual**

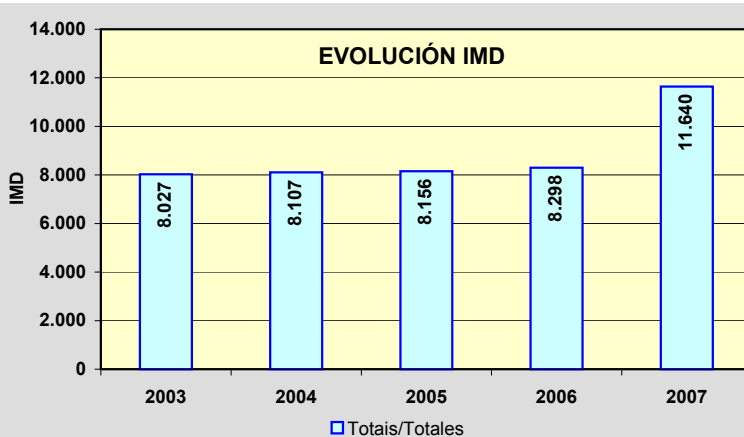
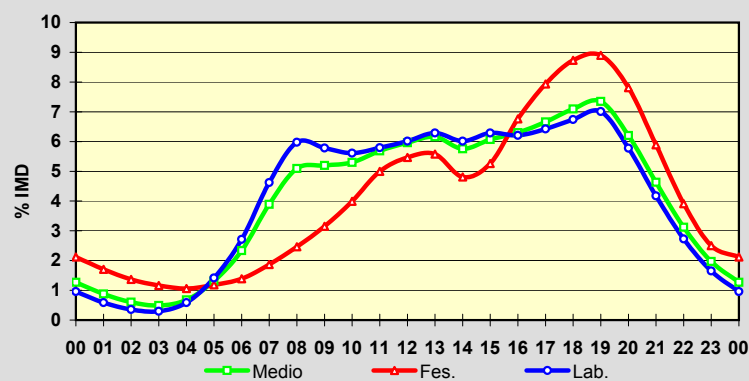
| | I.M.D. | % I.M.D. | % Pes. |
|------|--------|----------|--------|
| I | 7.703 | 66,18 | 5,3 |
| II | 8.111 | 69,68 | 5,9 |
| III | 8.316 | 71,44 | 5,7 |
| IV | 8.514 | 73,14 | 4,4 |
| V | 8.361 | 71,83 | 4,9 |
| VI | 8.992 | 77,25 | 4,8 |
| VII | 9.987 | 85,80 | 4,2 |
| VIII | 10.190 | 87,54 | 4,1 |
| IX | 13.421 | 115,30 | 7,4 |
| X | 18.076 | 155,29 | 9,3 |
| XI | 19.091 | 164,01 | 10,6 |
| XII | 18.682 | 160,50 | 7,2 |

**Semana Media**

| | I.M.D. | % I.M.D. | % Pes. |
|-------|--------|----------|--------|
| Lu | 12.207 | 104,87 | 8,5 |
| Ma | 11.849 | 101,80 | 8,6 |
| Me/Mi | 12.321 | 105,85 | 8,7 |
| Xo/Ju | 11.314 | 97,20 | 8,0 |
| Ve/Vi | 12.781 | 109,80 | 7,6 |
| Sa | 10.596 | 91,03 | 3,3 |
| Do | 10.149 | 87,19 | 1,6 |
| Lab | 12.102 | 103,97 | 8,3 |
| Fes | 10.666 | 91,63 | 2,9 |

**Día Medio**

| | Lab. | Fes. | Medio |
|----|---------------|---------------|---------------|
| 00 | 116 | 226 | 148 |
| 01 | 71 | 182 | 102 |
| 02 | 43 | 146 | 70 |
| 03 | 36 | 124 | 57 |
| 04 | 71 | 113 | 79 |
| 05 | 171 | 126 | 153 |
| 06 | 328 | 148 | 272 |
| 07 | 559 | 199 | 453 |
| 08 | 723 | 263 | 593 |
| 09 | 700 | 336 | 605 |
| 10 | 679 | 426 | 617 |
| 11 | 701 | 533 | 662 |
| 12 | 728 | 583 | 694 |
| 13 | 761 | 595 | 717 |
| 14 | 728 | 513 | 670 |
| 15 | 761 | 561 | 706 |
| 16 | 751 | 721 | 733 |
| 17 | 777 | 846 | 775 |
| 18 | 816 | 931 | 826 |
| 19 | 848 | 949 | 855 |
| 20 | 699 | 833 | 722 |
| 21 | 505 | 628 | 539 |
| 22 | 330 | 417 | 363 |
| 23 | 200 | 267 | 229 |
| | 12.102 | 10.666 | 11.640 |



Estación: **AC-306(1)**Tipo: **COM**

MEMORIA DE AFOROS 2007

Anterior: AC-306(1)

Rede/Red: S

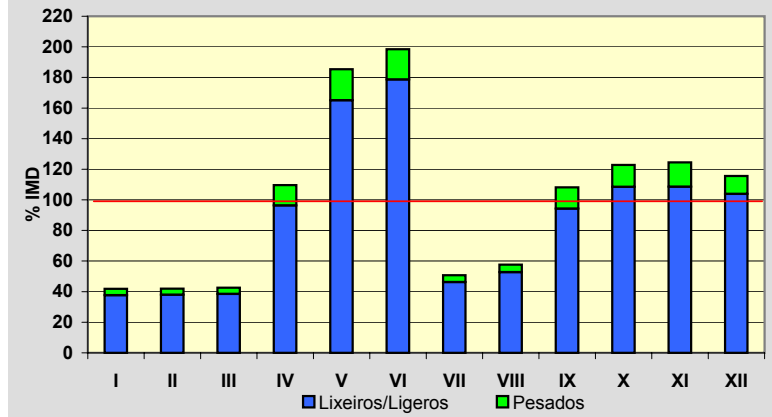
Nome/Nombre:

BexoIMD: **988** I₃₀: **204**

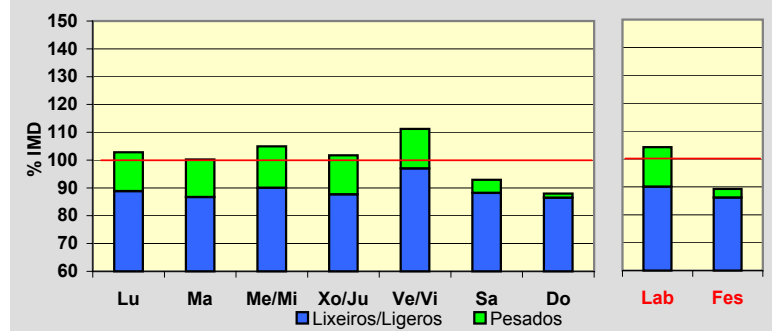
Treito/Tramo:

Bexo (AC-305) – O Regueiro (AC-553)% Pes.: **10,9** I₁₅₀: **154****Variación Mensual**

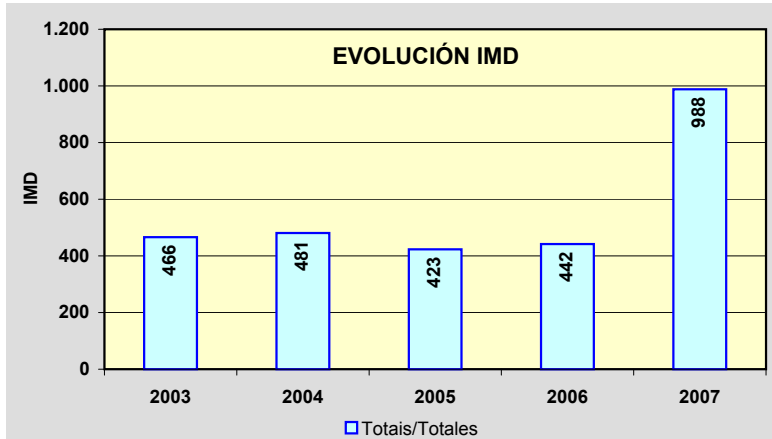
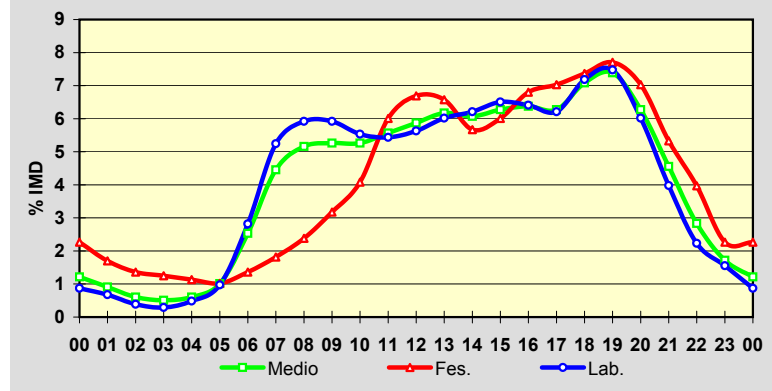
| | I.M.D. | % I.M.D. | % Pes. |
|------|--------|----------|--------|
| I | 413 | 41,80 | 9,9 |
| II | 414 | 41,90 | 9,4 |
| III | 421 | 42,61 | 9,7 |
| IV | 1.083 | 109,62 | 12,1 |
| V | 1.831 | 185,32 | 10,9 |
| VI | 1.961 | 198,48 | 10,0 |
| VII | 501 | 50,71 | 8,8 |
| VIII | 569 | 57,59 | 8,4 |
| IX | 1.069 | 108,20 | 12,9 |
| X | 1.213 | 122,77 | 11,6 |
| XI | 1.230 | 124,49 | 12,8 |
| XII | 1.142 | 115,59 | 10,1 |

**Semana Media**

| | I.M.D. | % I.M.D. | % Pes. |
|-------|--------|----------|--------|
| Lu | 1.016 | 102,83 | 13,6 |
| Ma | 990 | 100,20 | 13,5 |
| Me/Mi | 1.037 | 104,96 | 14,2 |
| Xo/Ju | 1.005 | 101,72 | 13,8 |
| Ve/Vi | 1.099 | 111,23 | 12,8 |
| Sa | 918 | 92,91 | 5,1 |
| Do | 869 | 87,96 | 1,7 |
| Lab | 1.030 | 104,25 | 13,6 |
| Fes | 882 | 89,27 | 3,5 |

**Día Medio**

| | Lab. | Fes. | Medio |
|----|--------------|------------|------------|
| 00 | 9 | 20 | 12 |
| 01 | 7 | 15 | 9 |
| 02 | 4 | 12 | 6 |
| 03 | 3 | 11 | 5 |
| 04 | 5 | 10 | 6 |
| 05 | 10 | 9 | 10 |
| 06 | 29 | 12 | 25 |
| 07 | 54 | 16 | 44 |
| 08 | 61 | 21 | 51 |
| 09 | 61 | 28 | 52 |
| 10 | 57 | 36 | 52 |
| 11 | 56 | 53 | 55 |
| 12 | 58 | 59 | 58 |
| 13 | 62 | 58 | 61 |
| 14 | 64 | 50 | 60 |
| 15 | 67 | 53 | 62 |
| 16 | 66 | 60 | 63 |
| 17 | 64 | 62 | 62 |
| 18 | 74 | 65 | 70 |
| 19 | 77 | 68 | 73 |
| 20 | 62 | 62 | 62 |
| 21 | 41 | 47 | 45 |
| 22 | 23 | 35 | 28 |
| 23 | 16 | 20 | 17 |
| | 1.030 | 882 | 988 |



Estación: **AC-400(3)**Tipo: **COM****MEMORIA DE AFOROS 2007**Anterior: **AC-400(22)**Rede/Red: **PC**

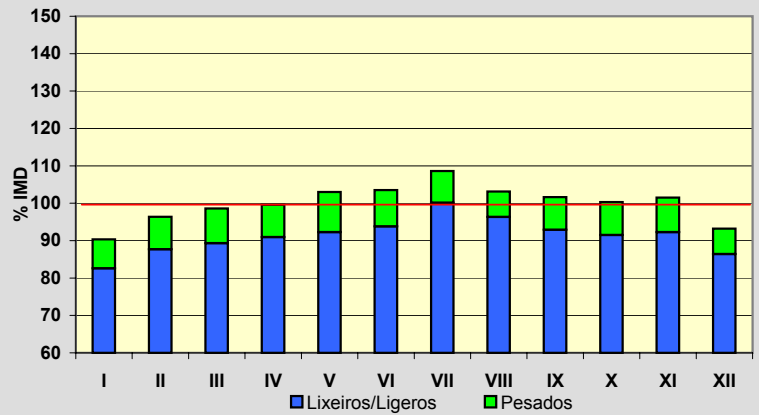
Nome/Nombre:

SigrásIMD: **2.499** I₃₀: **252**

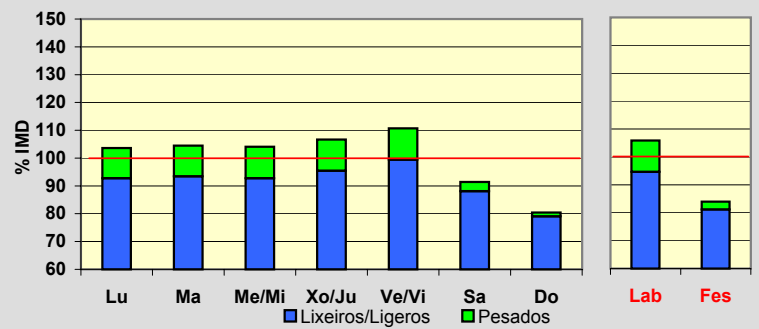
Treito/Tramo:

O Gaieiro (Estda. a Culleredo) - Peiro (Cruce a A-6)% Pes.: **8,6** I₁₅₀: **224****Variación Mensual**

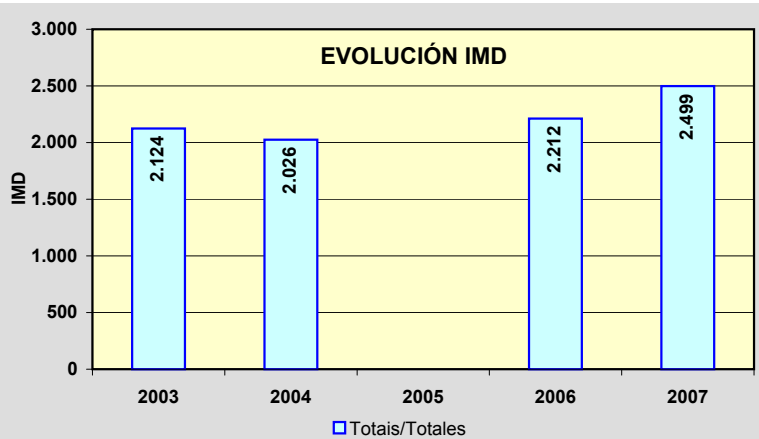
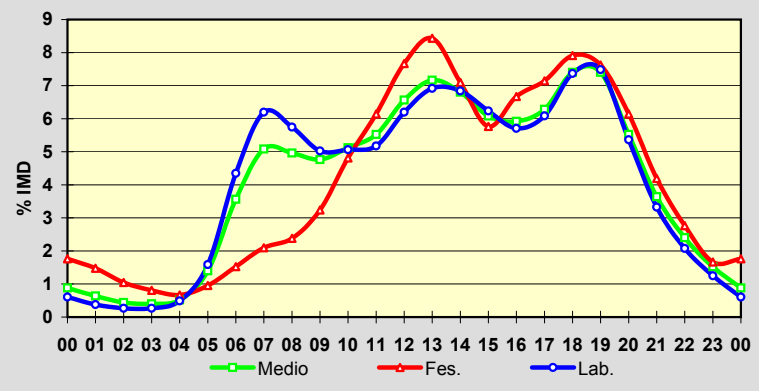
| | I.M.D. | % I.M.D. | % Pes. |
|------|--------|----------|--------|
| I | 2.258 | 90,36 | 8,6 |
| II | 2.408 | 96,36 | 9,0 |
| III | 2.464 | 98,60 | 9,4 |
| IV | 2.489 | 99,60 | 8,7 |
| V | 2.574 | 103,00 | 10,4 |
| VI | 2.587 | 103,52 | 9,4 |
| VII | 2.714 | 108,60 | 7,8 |
| VIII | 2.577 | 103,12 | 6,6 |
| IX | 2.540 | 101,64 | 8,6 |
| X | 2.507 | 100,32 | 8,8 |
| XI | 2.537 | 101,52 | 9,1 |
| XII | 2.329 | 93,20 | 7,3 |

**Semana Media**

| | I.M.D. | % I.M.D. | % Pes. |
|-------|--------|----------|--------|
| Lu | 2.590 | 103,64 | 10,5 |
| Ma | 2.611 | 104,48 | 10,6 |
| Me/Mi | 2.601 | 104,08 | 10,9 |
| Xo/Ju | 2.665 | 106,64 | 10,5 |
| Ve/Vi | 2.766 | 110,68 | 10,2 |
| Sa | 2.284 | 91,40 | 3,6 |
| Do | 2.010 | 80,43 | 1,7 |
| Lab | 2.646 | 105,88 | 10,6 |
| Fes | 2.099 | 83,99 | 3,4 |

**Día Medio**

| | Lab. | Fes. | Medio |
|----|--------------|--------------|--------------|
| 00 | 16 | 37 | 22 |
| 01 | 10 | 31 | 16 |
| 02 | 7 | 22 | 11 |
| 03 | 7 | 17 | 10 |
| 04 | 13 | 14 | 13 |
| 05 | 42 | 20 | 35 |
| 06 | 115 | 32 | 89 |
| 07 | 164 | 44 | 127 |
| 08 | 152 | 50 | 124 |
| 09 | 133 | 68 | 119 |
| 10 | 134 | 101 | 128 |
| 11 | 137 | 129 | 138 |
| 12 | 164 | 161 | 164 |
| 13 | 183 | 177 | 179 |
| 14 | 181 | 149 | 170 |
| 15 | 165 | 121 | 152 |
| 16 | 151 | 140 | 148 |
| 17 | 161 | 150 | 157 |
| 18 | 195 | 166 | 185 |
| 19 | 198 | 160 | 185 |
| 20 | 142 | 129 | 138 |
| 21 | 88 | 88 | 91 |
| 22 | 55 | 58 | 60 |
| 23 | 33 | 35 | 38 |
| | 2.646 | 2.099 | 2.499 |



Estación: **AC-400(24)**Tipo: **PER**

MEMORIA DE AFOROS 2007

Anterior:

Rede/Red: **PC**

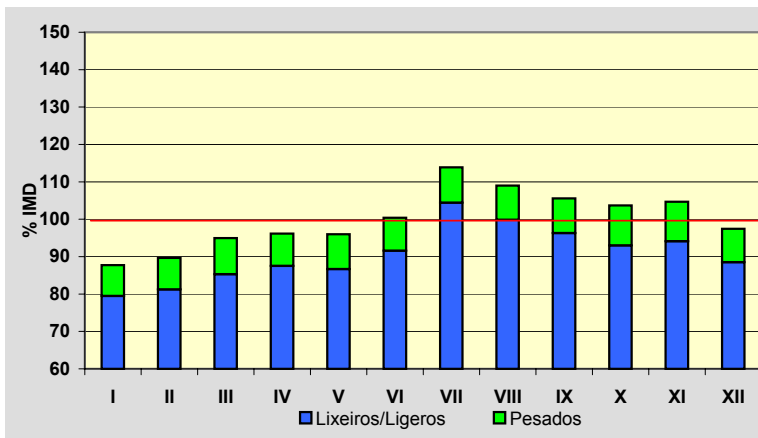
Nome/Nombre:

Pico CedeiraIMD: **1.490** I₃₀: **169**

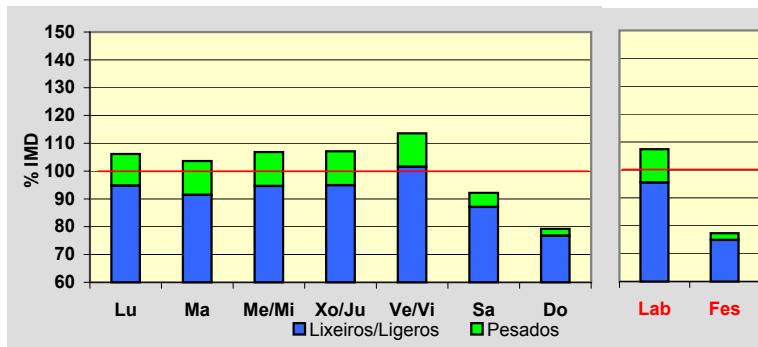
Treito/Tramo:

Fin Cerceda - A Silva (AC-413)% Pes.: **9,3** I₁₅₀: **146****Variación Mensual**

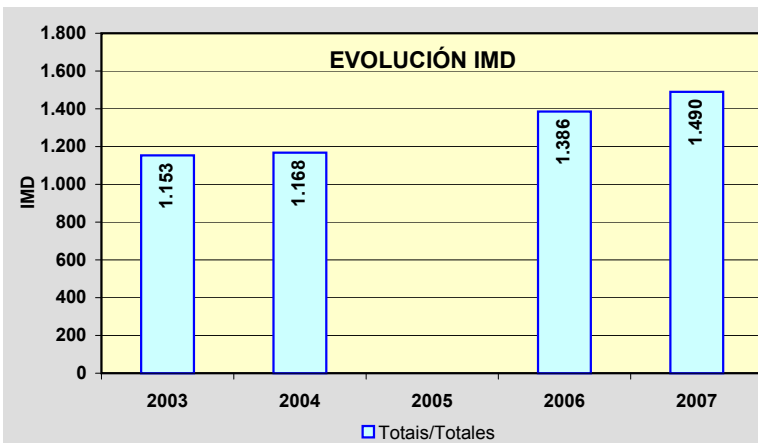
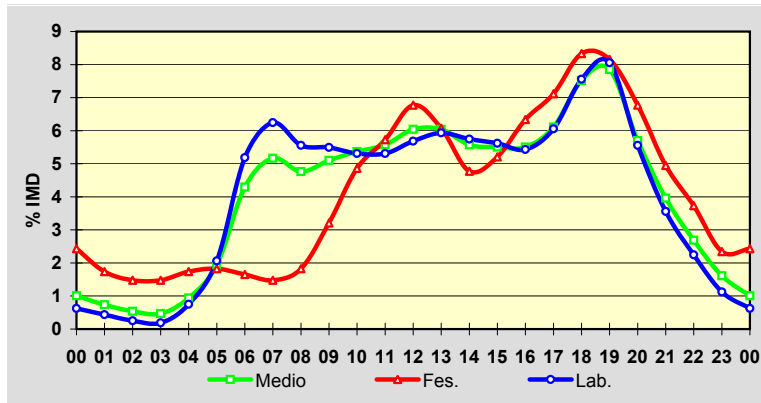
| | I.M.D. | % I.M.D. | % Pes. |
|------|--------|----------|--------|
| I | 1.307 | 87,72 | 9,4 |
| II | 1.336 | 89,66 | 9,4 |
| III | 1.415 | 94,97 | 10,2 |
| IV | 1.433 | 96,17 | 9,0 |
| V | 1.430 | 95,97 | 9,7 |
| VI | 1.496 | 100,40 | 8,8 |
| VII | 1.697 | 113,89 | 8,3 |
| VIII | 1.624 | 108,99 | 8,4 |
| IX | 1.573 | 105,57 | 8,8 |
| X | 1.545 | 103,69 | 10,3 |
| XI | 1.560 | 104,70 | 10,1 |
| XII | 1.452 | 97,45 | 9,2 |

**Semana Media**

| | I.M.D. | % I.M.D. | % Pes. |
|-------|--------|----------|--------|
| Lu | 1.582 | 106,17 | 10,7 |
| Ma | 1.544 | 103,62 | 11,7 |
| Me/Mi | 1.592 | 106,85 | 11,4 |
| Xo/Ju | 1.596 | 107,11 | 11,4 |
| Ve/Vi | 1.692 | 113,56 | 10,5 |
| Sa | 1.373 | 92,15 | 5,5 |
| Do | 1.180 | 79,19 | 3,0 |
| Lab | 1.601 | 107,45 | 11,1 |
| Fes | 1.152 | 77,32 | 3,1 |

**Día Medio**

| | Lab. | Fes. | Medio |
|----|--------------|--------------|--------------|
| 00 | 10 | 28 | 15 |
| 01 | 7 | 20 | 11 |
| 02 | 4 | 17 | 8 |
| 03 | 3 | 17 | 7 |
| 04 | 12 | 20 | 14 |
| 05 | 33 | 21 | 29 |
| 06 | 83 | 19 | 64 |
| 07 | 100 | 17 | 77 |
| 08 | 89 | 21 | 71 |
| 09 | 88 | 37 | 76 |
| 10 | 85 | 56 | 80 |
| 11 | 85 | 66 | 83 |
| 12 | 91 | 78 | 90 |
| 13 | 95 | 70 | 90 |
| 14 | 92 | 55 | 83 |
| 15 | 90 | 60 | 82 |
| 16 | 87 | 73 | 82 |
| 17 | 97 | 82 | 91 |
| 18 | 121 | 96 | 112 |
| 19 | 129 | 94 | 117 |
| 20 | 89 | 78 | 85 |
| 21 | 57 | 57 | 59 |
| 22 | 36 | 43 | 40 |
| 23 | 18 | 27 | 24 |
| | 1.601 | 1.152 | 1.490 |



Estación: **AC-400(64)**Tipo: **NOVA/NUEVA**

MEMORIA DE AFOROS 2007

Anterior:

Rede/Red: **PC**

Nome/Nombre:

A Pereira Sur

IMD:

3.012I₃₀:**293**

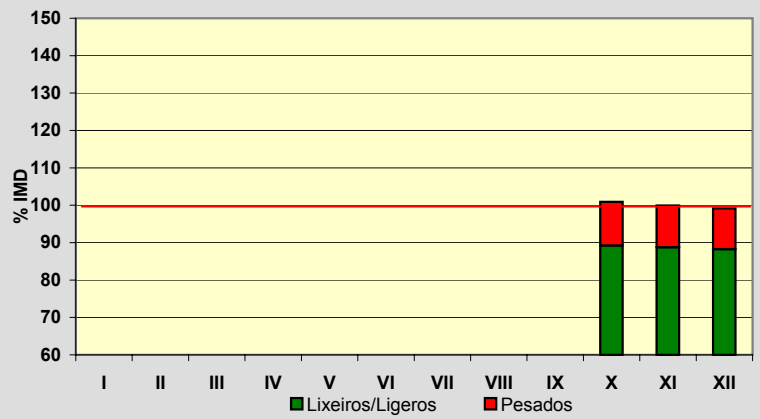
Treito/Tramo:

A Pereira (AC-441) - Pino do Val

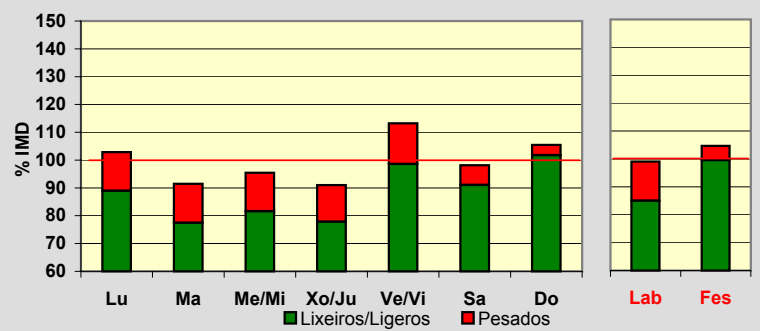
% Pes.:

11,3I₁₅₀:**231****Variación Mensual**

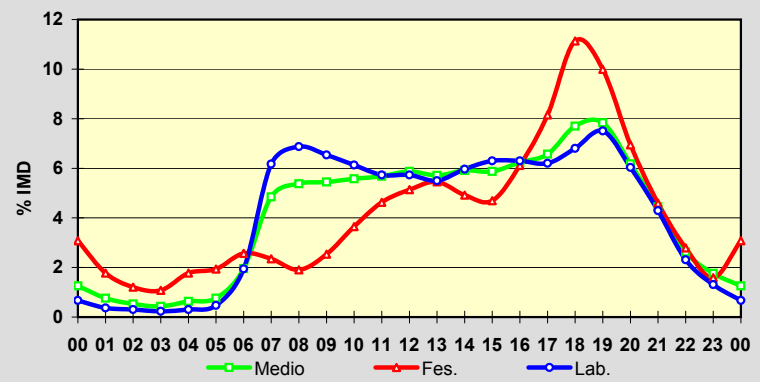
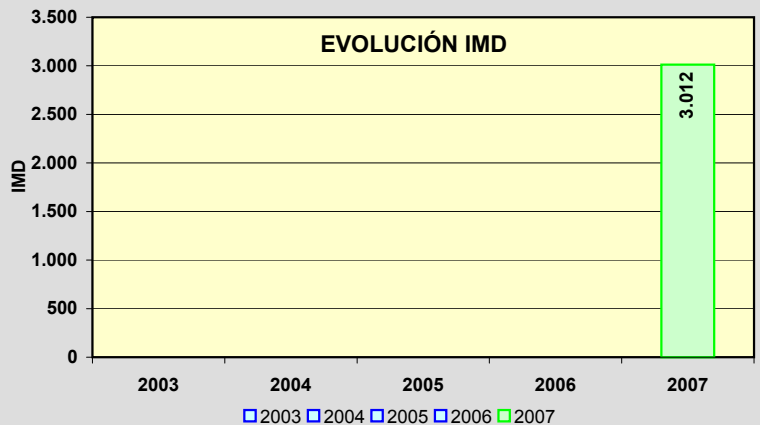
| | I.M.D. | % I.M.D. | % Pes. |
|------|--------|----------|--------|
| I | | | |
| II | | | |
| III | | | |
| IV | | | |
| V | | | |
| VI | | | |
| VII | | | |
| VIII | | | |
| IX | | | |
| X | 3.040 | 100,93 | 11,6 |
| XI | 3.010 | 99,93 | 11,2 |
| XII | 2.987 | 99,17 | 11,0 |

**Semana Media**

| | I.M.D. | % I.M.D. | % Pes. |
|-------|--------|----------|--------|
| Lu | 3.099 | 102,89 | 13,5 |
| Ma | 2.756 | 91,50 | 15,3 |
| Me/Mi | 2.875 | 95,45 | 14,5 |
| Xo/Ju | 2.741 | 91,00 | 14,4 |
| Ve/VI | 3.411 | 113,25 | 12,9 |
| Sa | 2.956 | 98,14 | 7,2 |
| Do | 3.176 | 105,44 | 3,5 |
| Lab | 2.983 | 99,04 | 14,1 |
| Fes | 3.153 | 104,68 | 4,9 |

**Día Medio**

| | Lab. | Fes. | Medio |
|----|--------------|--------------|--------------|
| 00 | 20 | 97 | 38 |
| 01 | 11 | 56 | 23 |
| 02 | 9 | 38 | 16 |
| 03 | 7 | 34 | 13 |
| 04 | 9 | 56 | 19 |
| 05 | 14 | 61 | 23 |
| 06 | 58 | 81 | 59 |
| 07 | 184 | 74 | 146 |
| 08 | 205 | 60 | 162 |
| 09 | 195 | 80 | 164 |
| 10 | 183 | 115 | 168 |
| 11 | 171 | 146 | 171 |
| 12 | 171 | 162 | 177 |
| 13 | 164 | 172 | 172 |
| 14 | 178 | 155 | 178 |
| 15 | 188 | 148 | 177 |
| 16 | 188 | 193 | 188 |
| 17 | 185 | 257 | 198 |
| 18 | 203 | 351 | 232 |
| 19 | 224 | 315 | 236 |
| 20 | 180 | 219 | 186 |
| 21 | 128 | 145 | 134 |
| 22 | 69 | 88 | 79 |
| 23 | 39 | 50 | 53 |
| | 2.983 | 3.153 | 3.012 |

**EVOLUCIÓN IMD**

Estación: **AC-404(15)**Tipo: **COM****MEMORIA DE AFOROS 2007**Anterior: **C-545(54)**Rede/Red: **PC**

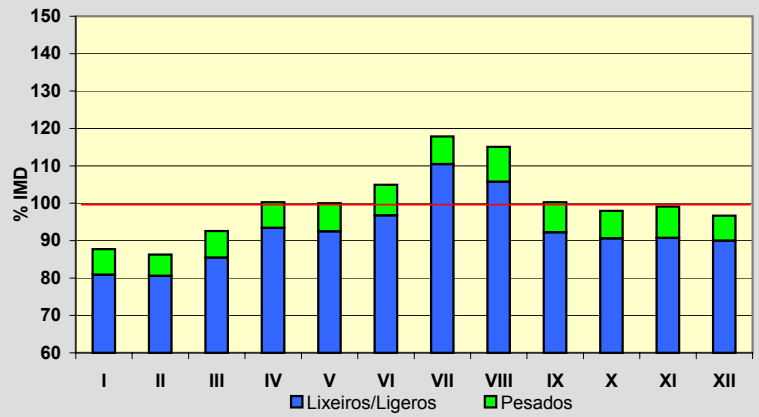
Nome/Nombre:

ZasIMD: **2.306** I₃₀: **249**

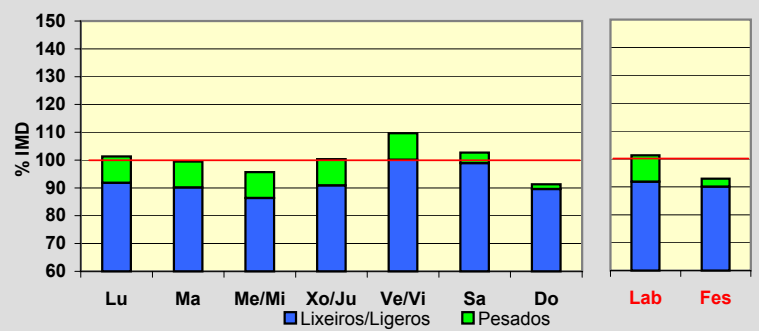
Treito/Tramo:

Zas (CP-9304) - Baio (AC-552)% Pes.: **7,5** I₁₅₀: **209****Variación Mensual**

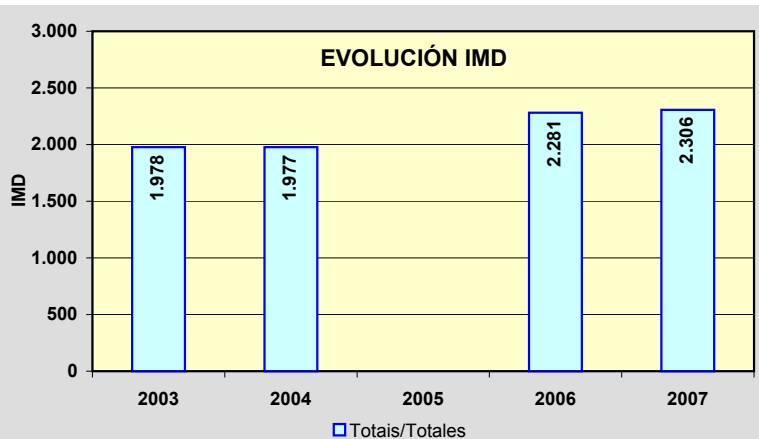
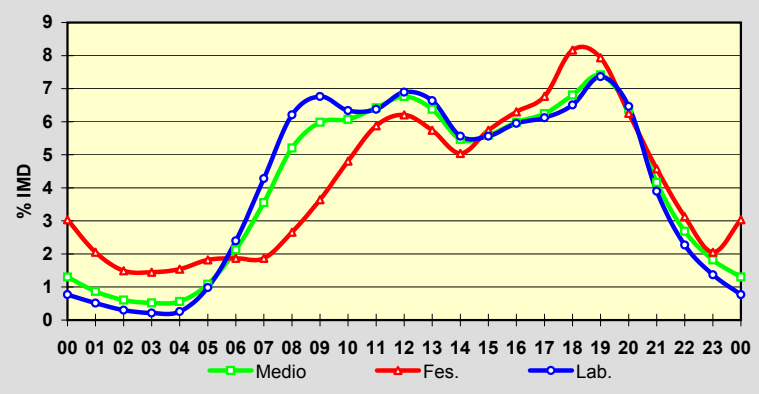
| | I.M.D. | % I.M.D. | % Pes. |
|------|--------|----------|--------|
| I | 2.023 | 87,73 | 7,8 |
| II | 1.990 | 86,30 | 6,6 |
| III | 2.135 | 92,58 | 7,7 |
| IV | 2.312 | 100,26 | 6,8 |
| V | 2.306 | 100,00 | 7,5 |
| VI | 2.420 | 104,94 | 7,8 |
| VII | 2.718 | 117,87 | 6,3 |
| VIII | 2.654 | 115,09 | 8,1 |
| IX | 2.312 | 100,26 | 8,0 |
| X | 2.259 | 97,96 | 7,5 |
| XI | 2.286 | 99,13 | 8,5 |
| XII | 2.229 | 96,66 | 6,9 |

**Semana Media**

| | I.M.D. | % I.M.D. | % Pes. |
|-------|--------|----------|--------|
| Lu | 2.337 | 101,34 | 9,4 |
| Ma | 2.294 | 99,48 | 9,4 |
| Me/Mi | 2.206 | 95,66 | 9,7 |
| Xo/Ju | 2.314 | 100,35 | 9,4 |
| Ve/Vi | 2.529 | 109,67 | 8,7 |
| Sa | 2.368 | 102,69 | 3,7 |
| Do | 2.106 | 91,33 | 1,9 |
| Lab | 2.336 | 101,30 | 9,3 |
| Fes | 2.143 | 92,93 | 3,1 |

**Día Medio**

| | Lab. | Fes. | Medio |
|----|--------------|--------------|--------------|
| 00 | 18 | 65 | 30 |
| 01 | 12 | 44 | 20 |
| 02 | 7 | 32 | 14 |
| 03 | 5 | 31 | 12 |
| 04 | 6 | 33 | 13 |
| 05 | 23 | 39 | 25 |
| 06 | 56 | 40 | 49 |
| 07 | 100 | 40 | 82 |
| 08 | 145 | 57 | 120 |
| 09 | 158 | 78 | 138 |
| 10 | 148 | 103 | 140 |
| 11 | 149 | 126 | 148 |
| 12 | 161 | 133 | 156 |
| 13 | 155 | 123 | 147 |
| 14 | 130 | 108 | 126 |
| 15 | 130 | 123 | 129 |
| 16 | 139 | 135 | 138 |
| 17 | 143 | 145 | 144 |
| 18 | 152 | 175 | 157 |
| 19 | 172 | 170 | 171 |
| 20 | 151 | 134 | 147 |
| 21 | 91 | 98 | 96 |
| 22 | 53 | 67 | 62 |
| 23 | 32 | 44 | 42 |
| | 2.336 | 2.143 | 2.306 |



Estación: **AC-413(6)**Tipo: **PER****MEMORIA DE AFOROS 2007**

Anterior:

Rede/Red: **PC**

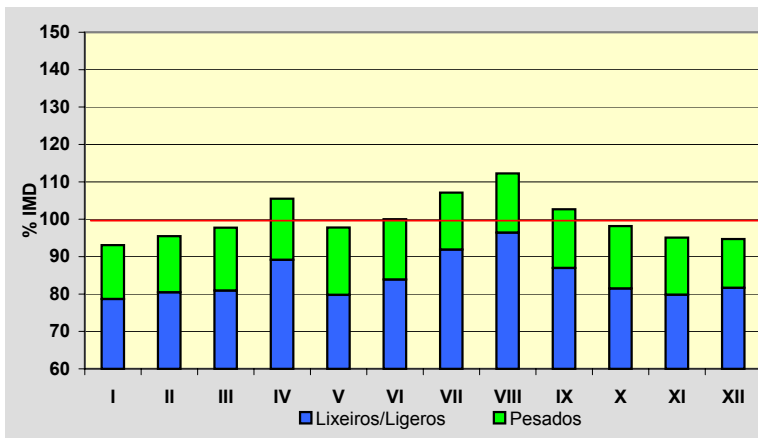
Nome/Nombre:

LestaIMD: **2.025** I₃₀: **185**

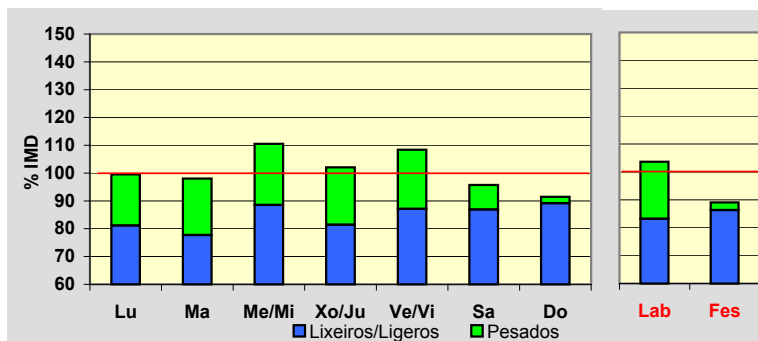
Treito/Tramo:

Ordes (CP-5903) - A Silva (AC-400)% Pes.: **15,7** I₁₅₀: **168****Variación Mensual**

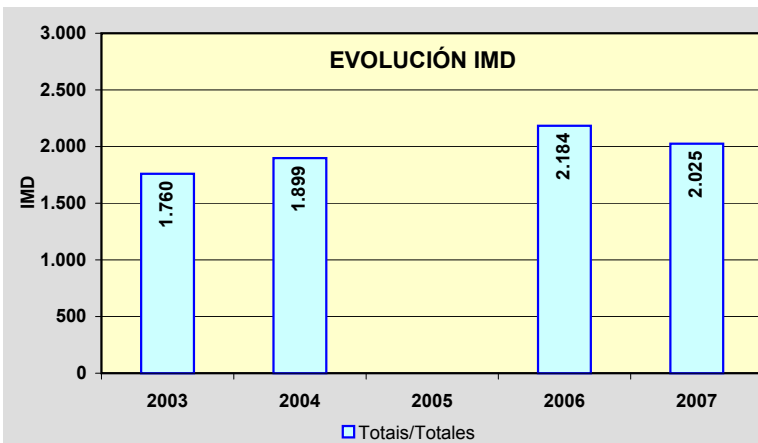
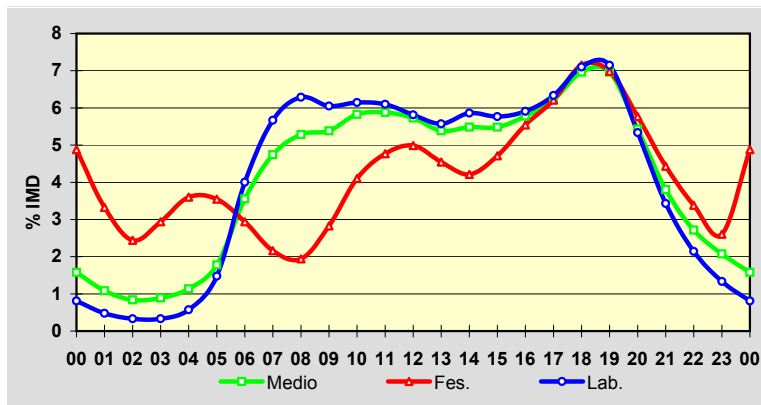
| | I.M.D. | % I.M.D. | % Pes. |
|------|--------|----------|--------|
| I | 1.885 | 93,09 | 15,5 |
| II | 1.933 | 95,46 | 15,7 |
| III | 1.979 | 97,73 | 17,2 |
| IV | 2.136 | 105,48 | 15,5 |
| V | 1.980 | 97,78 | 18,4 |
| VI | 2.025 | 100,00 | 16,1 |
| VII | 2.169 | 107,11 | 14,2 |
| VIII | 2.273 | 112,25 | 14,1 |
| IX | 2.079 | 102,67 | 15,3 |
| X | 1.988 | 98,17 | 17,0 |
| XI | 1.926 | 95,11 | 16,1 |
| XII | 1.918 | 94,72 | 13,8 |

**Semana Media**

| | I.M.D. | % I.M.D. | % Pes. |
|-------|--------|----------|--------|
| Lu | 2.015 | 99,51 | 18,4 |
| Ma | 1.985 | 98,02 | 20,7 |
| Me/Mi | 2.238 | 110,52 | 19,9 |
| Xo/Ju | 2.067 | 102,07 | 20,2 |
| Ve/Vi | 2.195 | 108,40 | 19,6 |
| Sa | 1.939 | 95,75 | 9,2 |
| Do | 1.852 | 91,46 | 2,5 |
| Lab | 2.099 | 103,65 | 19,7 |
| Fes | 1.804 | 89,09 | 3,1 |

**Día Medio**

| | Lab. | Fes. | Medio |
|----|--------------|--------------|--------------|
| 00 | 17 | 88 | 32 |
| 01 | 10 | 60 | 22 |
| 02 | 7 | 44 | 17 |
| 03 | 7 | 53 | 18 |
| 04 | 12 | 65 | 23 |
| 05 | 31 | 64 | 36 |
| 06 | 84 | 53 | 72 |
| 07 | 119 | 39 | 96 |
| 08 | 132 | 35 | 107 |
| 09 | 127 | 51 | 109 |
| 10 | 129 | 74 | 118 |
| 11 | 128 | 86 | 119 |
| 12 | 122 | 90 | 116 |
| 13 | 117 | 82 | 109 |
| 14 | 123 | 76 | 111 |
| 15 | 121 | 85 | 111 |
| 16 | 124 | 100 | 117 |
| 17 | 133 | 112 | 126 |
| 18 | 149 | 129 | 141 |
| 19 | 150 | 126 | 141 |
| 20 | 112 | 104 | 110 |
| 21 | 72 | 80 | 77 |
| 22 | 45 | 61 | 55 |
| 23 | 28 | 47 | 42 |
| | 2.099 | 1.804 | 2.025 |



Estación: **AC-415(5)**Tipo: **COM****MEMORIA DE AFOROS 2007**Anterior: **C-552(7)**Rede/Red: **PC**

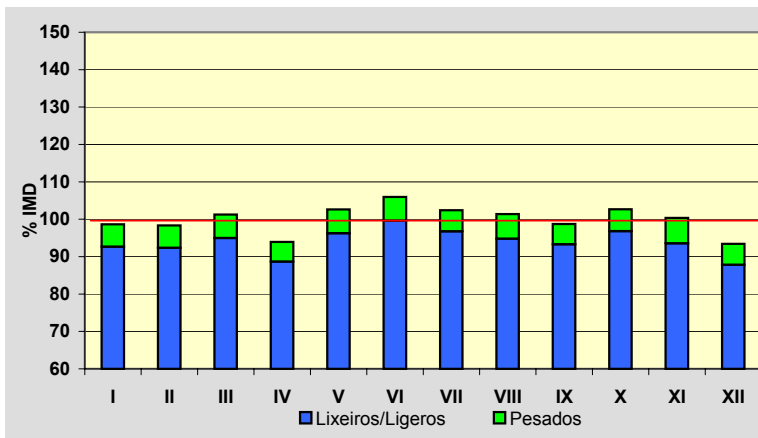
Nome/Nombre:

PastorizaIMD: **12.627** I₃₀: **1.158**

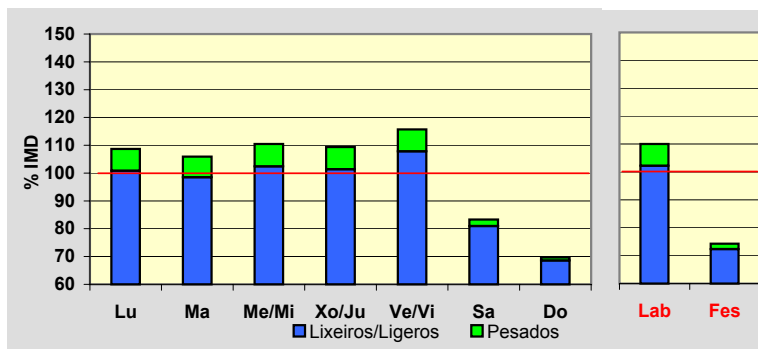
Treito/Tramo:

Pastoriza - Sabón (AC-552)% Pes.: **6,0** I₁₅₀: **1.102****Variación Mensual**

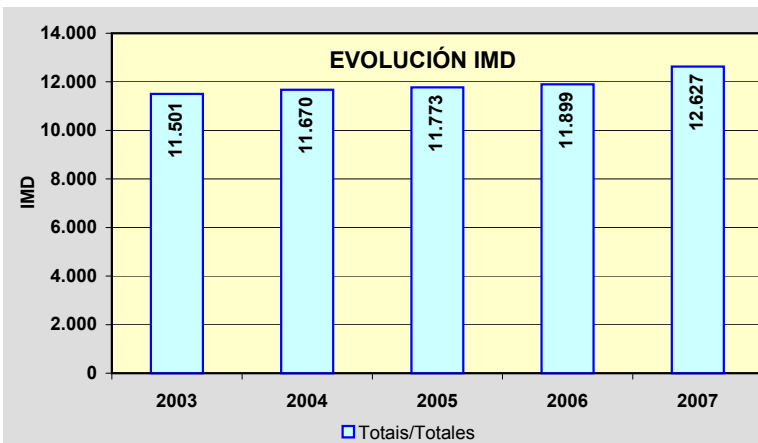
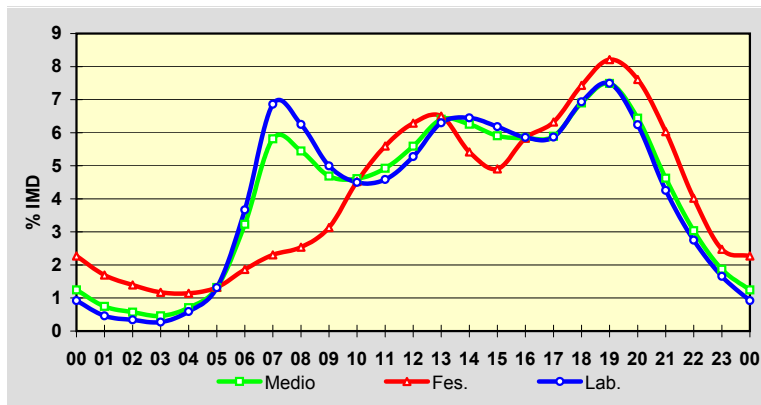
| | I.M.D. | % I.M.D. | % Pes. |
|------|--------|----------|--------|
| I | 12.458 | 98,66 | 6,1 |
| II | 12.420 | 98,36 | 6,1 |
| III | 12.786 | 101,26 | 6,2 |
| IV | 11.860 | 93,93 | 5,6 |
| V | 12.958 | 102,62 | 6,2 |
| VI | 13.381 | 105,97 | 6,0 |
| VII | 12.930 | 102,40 | 5,5 |
| VIII | 12.803 | 101,39 | 6,5 |
| IX | 12.464 | 98,71 | 5,5 |
| X | 12.963 | 102,66 | 5,7 |
| XI | 12.673 | 100,36 | 6,8 |
| XII | 11.797 | 93,43 | 6,0 |

**Semana Media**

| | I.M.D. | % I.M.D. | % Pes. |
|-------|--------|----------|--------|
| Lu | 13.723 | 108,68 | 7,2 |
| Ma | 13.374 | 105,92 | 7,0 |
| Me/Mi | 13.949 | 110,47 | 7,3 |
| Xo/Ju | 13.808 | 109,35 | 7,3 |
| Ve/Vi | 14.611 | 115,71 | 6,8 |
| Sa | 10.517 | 83,29 | 2,8 |
| Do | 8.800 | 69,69 | 1,6 |
| Lab | 13.893 | 110,03 | 7,1 |
| Fes | 9.380 | 74,29 | 2,6 |

**Día Medio**

| | Lab. | Fes. | Medio |
|----|---------------|--------------|---------------|
| 00 | 128 | 213 | 157 |
| 01 | 64 | 159 | 94 |
| 02 | 47 | 131 | 72 |
| 03 | 38 | 110 | 58 |
| 04 | 82 | 107 | 89 |
| 05 | 182 | 124 | 166 |
| 06 | 509 | 175 | 408 |
| 07 | 953 | 216 | 734 |
| 08 | 868 | 238 | 688 |
| 09 | 694 | 294 | 592 |
| 10 | 625 | 424 | 582 |
| 11 | 637 | 525 | 622 |
| 12 | 733 | 590 | 706 |
| 13 | 875 | 610 | 809 |
| 14 | 896 | 508 | 790 |
| 15 | 859 | 460 | 746 |
| 16 | 814 | 547 | 737 |
| 17 | 815 | 593 | 744 |
| 18 | 963 | 697 | 871 |
| 19 | 1.041 | 770 | 946 |
| 20 | 867 | 714 | 813 |
| 21 | 591 | 566 | 584 |
| 22 | 382 | 377 | 383 |
| 23 | 230 | 232 | 236 |
| | 13.893 | 9.380 | 12.627 |



Estación: **AC-418(5)**Tipo: **NOVA/NUEVA**

MEMORIA DE AFOROS 2007

Anterior:

Rede/Red: **PC**

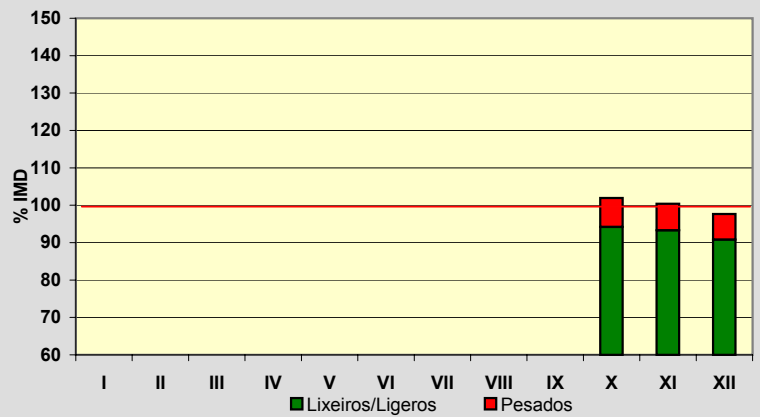
Nome/Nombre:

BuñoIMD: **9.360** I₃₀: **859**

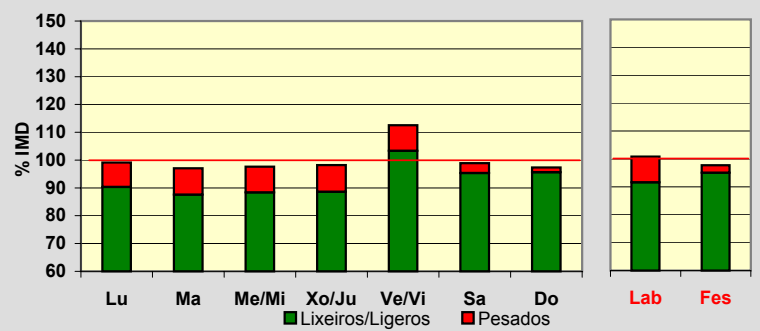
Treito/Tramo:

Carballo (AG-55) - Buño Sur (AC-414)% Pes.: **7,3** I₁₅₀: **729****Variación Mensual**

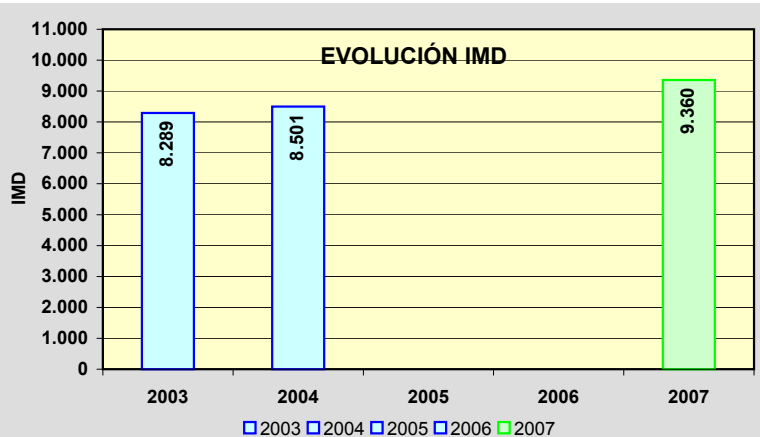
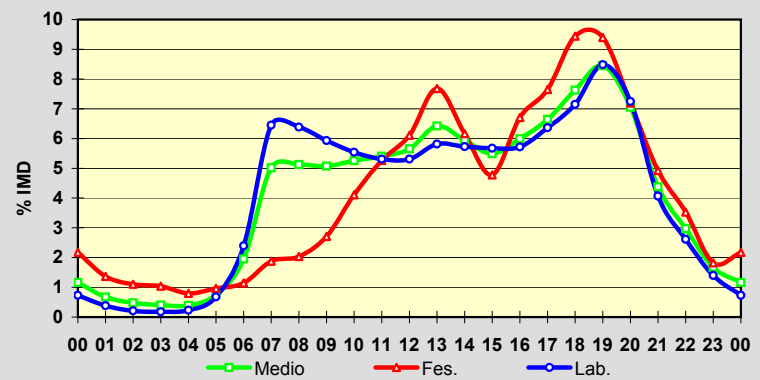
| | I.M.D. | % I.M.D. | % Pes. |
|------|--------|----------|--------|
| I | | | |
| II | | | |
| III | | | |
| IV | | | |
| V | | | |
| VI | | | |
| VII | | | |
| VIII | | | |
| IX | | | |
| X | 9.542 | 101,94 | 7,6 |
| XI | 9.399 | 100,42 | 7,1 |
| XII | 9.140 | 97,65 | 7,0 |

**Semana Media**

| | I.M.D. | % I.M.D. | % Pes. |
|-------|--------|----------|--------|
| Lu | 9.281 | 99,16 | 8,9 |
| Ma | 9.085 | 97,06 | 9,8 |
| Me/Mi | 9.141 | 97,66 | 9,5 |
| Xo/Ju | 9.195 | 98,24 | 9,8 |
| Ve/VI | 10.536 | 112,56 | 8,2 |
| Sa | 9.255 | 98,88 | 3,6 |
| Do | 9.112 | 97,35 | 1,8 |
| Lab | 9.441 | 100,87 | 9,2 |
| Fes | 9.150 | 97,76 | 2,8 |

**Día Medio**

| | Lab. | Fes. | Medio |
|----|--------------|--------------|--------------|
| 00 | 69 | 199 | 109 |
| 01 | 36 | 125 | 63 |
| 02 | 20 | 101 | 45 |
| 03 | 17 | 95 | 38 |
| 04 | 22 | 73 | 37 |
| 05 | 64 | 88 | 70 |
| 06 | 226 | 105 | 183 |
| 07 | 609 | 172 | 470 |
| 08 | 603 | 186 | 480 |
| 09 | 560 | 248 | 475 |
| 10 | 523 | 376 | 492 |
| 11 | 501 | 482 | 506 |
| 12 | 501 | 559 | 529 |
| 13 | 549 | 703 | 601 |
| 14 | 541 | 564 | 556 |
| 15 | 536 | 437 | 514 |
| 16 | 540 | 614 | 561 |
| 17 | 601 | 700 | 622 |
| 18 | 675 | 864 | 714 |
| 19 | 801 | 860 | 791 |
| 20 | 684 | 658 | 660 |
| 21 | 384 | 451 | 410 |
| 22 | 247 | 323 | 278 |
| 23 | 132 | 167 | 156 |
| | 9.441 | 9.150 | 9.360 |



Estación: **AC-422(4)**Tipo: **COM**

MEMORIA DE AFOROS 2007

Anterior: **AC-422(4)**Rede/Red: **PC**

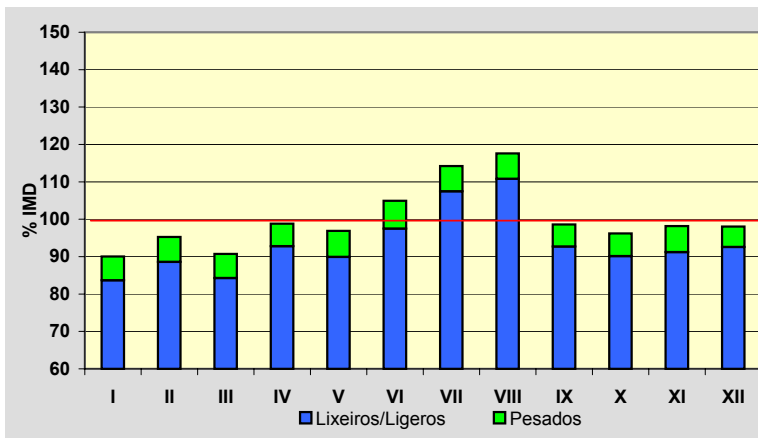
Nome/Nombre:

PazosIMD: **4.772** I₃₀: **555**

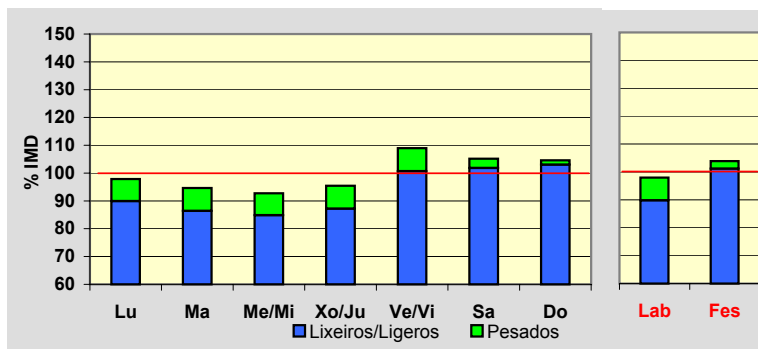
Treito/Tramo:

Buño (AC-414) - Ponteceso (AC-430)% Pes.: **6,5** I₁₅₀: **451****Variación Mensual**

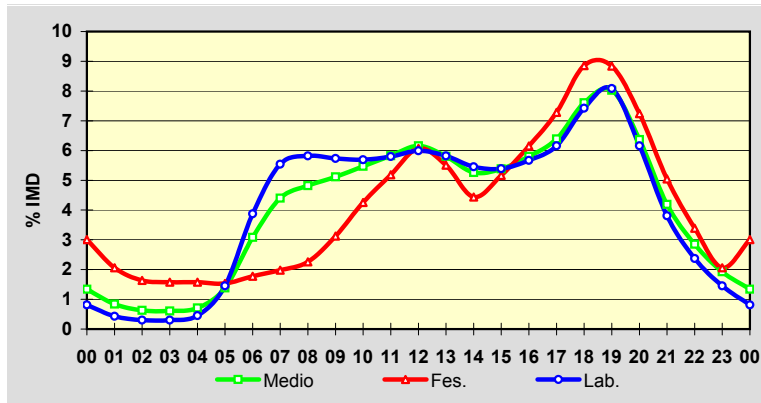
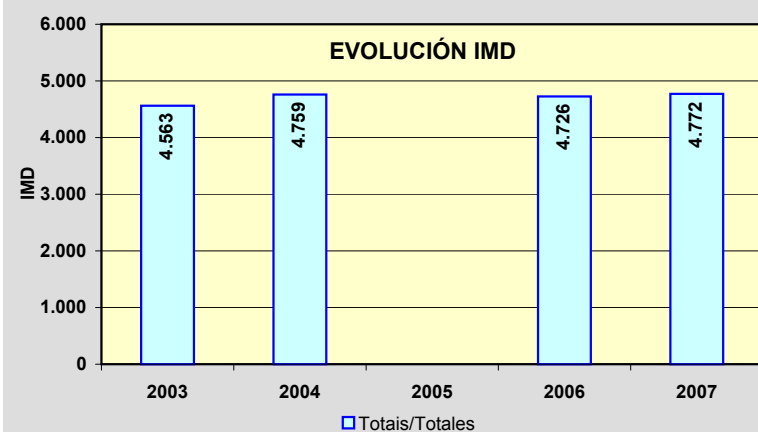
| | I.M.D. | % I.M.D. | % Pes. |
|------|--------|----------|--------|
| I | 4.297 | 90,05 | 7,1 |
| II | 4.545 | 95,24 | 7,0 |
| III | 4.329 | 90,72 | 7,1 |
| IV | 4.716 | 98,83 | 6,1 |
| V | 4.624 | 96,90 | 7,2 |
| VI | 5.007 | 104,92 | 7,1 |
| VII | 5.450 | 114,21 | 5,9 |
| VIII | 5.613 | 117,62 | 5,8 |
| IX | 4.705 | 98,60 | 6,0 |
| X | 4.590 | 96,19 | 6,3 |
| XI | 4.684 | 98,16 | 7,1 |
| XII | 4.679 | 98,05 | 5,6 |

**Semana Media**

| | I.M.D. | % I.M.D. | % Pes. |
|-------|--------|----------|--------|
| Lu | 4.669 | 97,84 | 8,1 |
| Ma | 4.516 | 94,64 | 8,7 |
| Me/Mi | 4.427 | 92,77 | 8,5 |
| Xo/Ju | 4.555 | 95,45 | 8,6 |
| Ve/Vi | 5.199 | 108,95 | 7,6 |
| Sa | 5.019 | 105,18 | 3,2 |
| Do | 4.992 | 104,61 | 1,5 |
| Lab | 4.674 | 97,95 | 8,3 |
| Fes | 4.957 | 103,88 | 2,6 |

**Día Medio**

| | Lab. | Fes. | Medio |
|----|--------------|--------------|--------------|
| 00 | 38 | 149 | 64 |
| 01 | 20 | 102 | 40 |
| 02 | 14 | 81 | 30 |
| 03 | 14 | 78 | 29 |
| 04 | 21 | 78 | 34 |
| 05 | 68 | 76 | 66 |
| 06 | 181 | 88 | 147 |
| 07 | 259 | 98 | 210 |
| 08 | 272 | 112 | 230 |
| 09 | 268 | 155 | 244 |
| 10 | 266 | 211 | 261 |
| 11 | 271 | 257 | 278 |
| 12 | 280 | 301 | 294 |
| 13 | 272 | 273 | 277 |
| 14 | 255 | 220 | 251 |
| 15 | 252 | 256 | 257 |
| 16 | 265 | 305 | 277 |
| 17 | 288 | 361 | 305 |
| 18 | 347 | 439 | 363 |
| 19 | 378 | 438 | 383 |
| 20 | 288 | 359 | 304 |
| 21 | 178 | 250 | 200 |
| 22 | 111 | 168 | 136 |
| 23 | 68 | 102 | 92 |
| | 4.674 | 4.957 | 4.772 |

**EVOLUCIÓN IMD**

Estación: **AC-432(4)**Tipo: **COM****MEMORIA DE AFOROS 2007**Anterior: **AC-432(4)**Rede/Red: **PC**

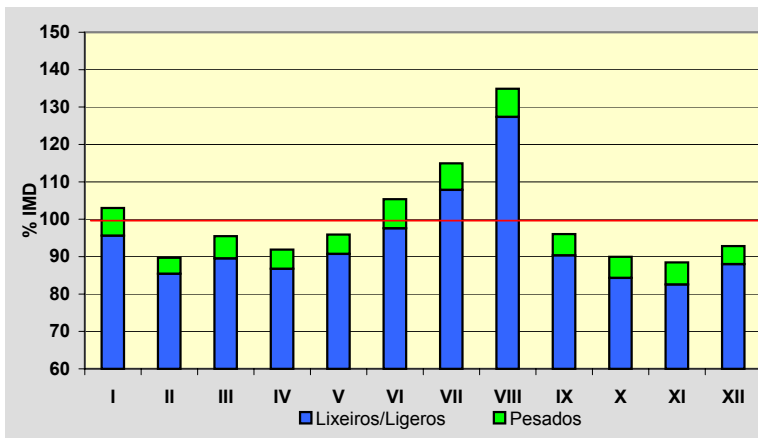
Nome/Nombre:

VimianzoIMD: **3.043** I₃₀: **349**

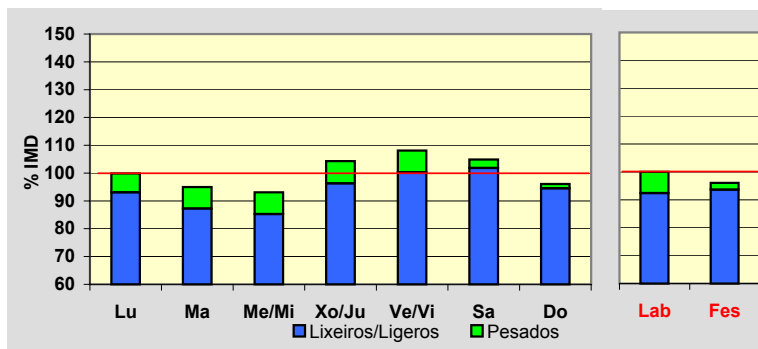
Treito/Tramo:

Vimianzo - Resesindes (AC-433)% Pes.: **6,1** I₁₅₀: **300****Variación Mensual**

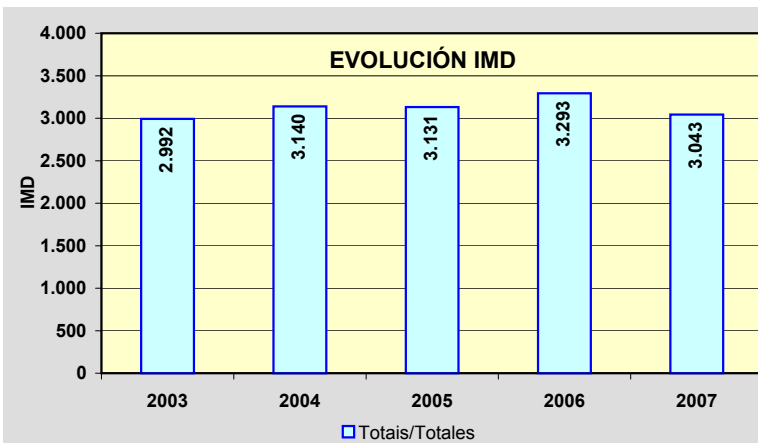
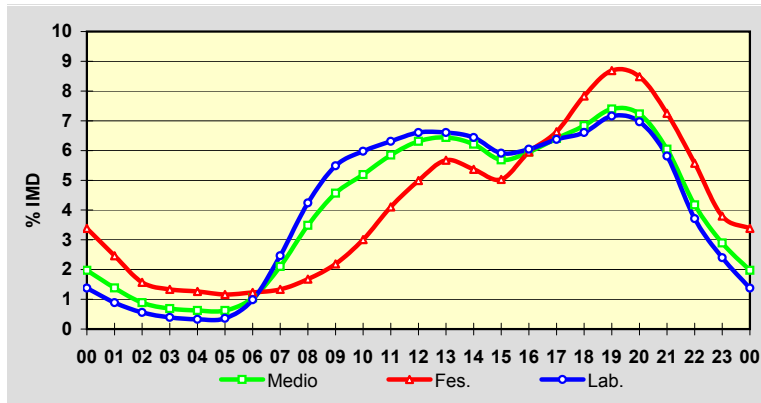
| | I.M.D. | % I.M.D. | % Pes. |
|------|--------|----------|--------|
| I | 3.135 | 103,02 | 7,2 |
| II | 2.730 | 89,71 | 4,8 |
| III | 2.905 | 95,47 | 6,2 |
| IV | 2.796 | 91,88 | 5,6 |
| V | 2.918 | 95,89 | 5,4 |
| VI | 3.206 | 105,36 | 7,4 |
| VII | 3.498 | 114,95 | 6,2 |
| VIII | 4.105 | 134,90 | 5,6 |
| IX | 2.922 | 96,02 | 5,9 |
| X | 2.738 | 89,98 | 6,3 |
| XI | 2.692 | 88,47 | 6,7 |
| XII | 2.824 | 92,80 | 5,2 |

**Semana Media**

| | I.M.D. | % I.M.D. | % Pes. |
|-------|--------|----------|--------|
| Lu | 3.040 | 99,90 | 6,8 |
| Ma | 2.890 | 94,97 | 8,1 |
| Me/Mi | 2.832 | 93,07 | 8,4 |
| Xo/Ju | 3.175 | 104,34 | 7,7 |
| Ve/Vi | 3.289 | 108,08 | 7,2 |
| Sa | 3.192 | 104,90 | 2,9 |
| Do | 2.923 | 96,06 | 1,6 |
| Lab | 3.044 | 100,03 | 7,6 |
| Fes | 2.924 | 96,09 | 2,5 |

**Día Medio**

| | Lab. | Fes. | Medio |
|----|--------------|--------------|--------------|
| 00 | 42 | 99 | 60 |
| 01 | 27 | 72 | 42 |
| 02 | 17 | 46 | 27 |
| 03 | 12 | 39 | 21 |
| 04 | 10 | 37 | 19 |
| 05 | 11 | 34 | 19 |
| 06 | 30 | 36 | 32 |
| 07 | 75 | 39 | 64 |
| 08 | 129 | 49 | 106 |
| 09 | 167 | 64 | 139 |
| 10 | 182 | 88 | 158 |
| 11 | 192 | 120 | 178 |
| 12 | 201 | 146 | 192 |
| 13 | 201 | 166 | 196 |
| 14 | 196 | 157 | 189 |
| 15 | 180 | 147 | 173 |
| 16 | 184 | 174 | 181 |
| 17 | 194 | 194 | 195 |
| 18 | 201 | 229 | 208 |
| 19 | 218 | 254 | 225 |
| 20 | 212 | 248 | 220 |
| 21 | 177 | 212 | 184 |
| 22 | 113 | 163 | 127 |
| 23 | 73 | 111 | 88 |
| | 3.044 | 2.924 | 3.043 |



Estación: **AC-440(2)**Tipo: **COM**

MEMORIA DE AFOROS 2007

Anterior: **AC-440(13)**Rede/Red: **PC**

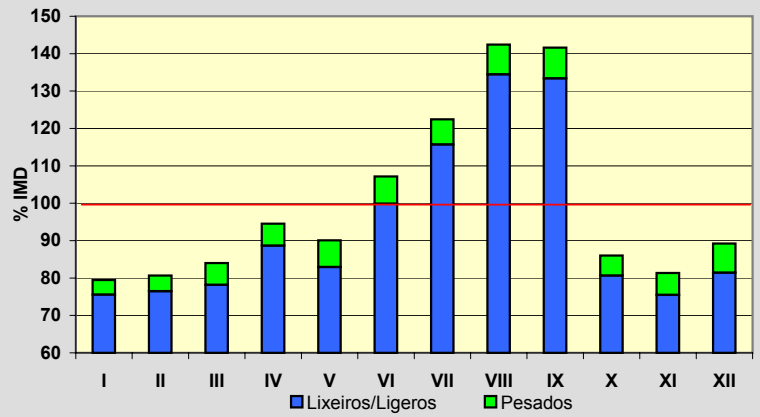
Nome/Nombre:

BerdoiasIMD: **1.631** I₃₀: **336**

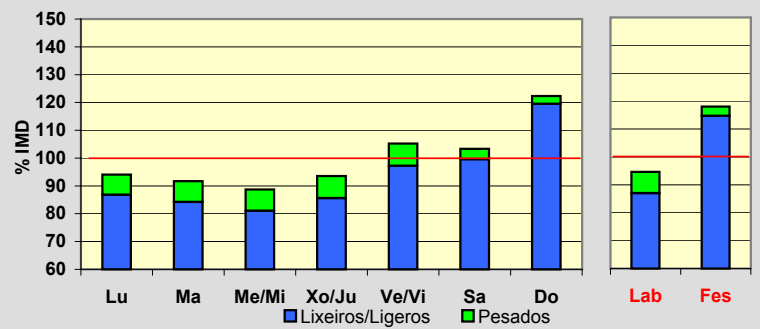
Treito/Tramo:

Berdoias (AC-552) - Muíños% Pes.: **6,3** I₁₅₀: **204****Variación Mensual**

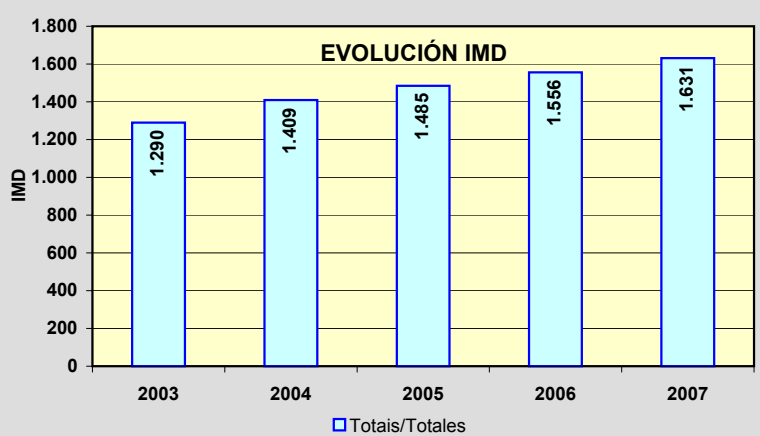
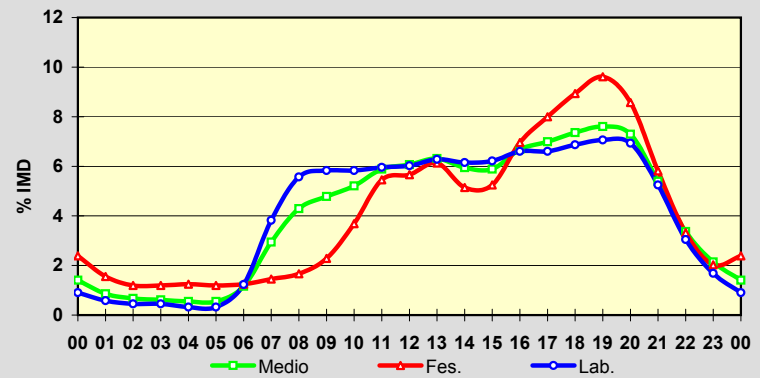
| | I.M.D. | % I.M.D. | % Pes. |
|------|--------|----------|--------|
| I | 1.296 | 79,46 | 4,9 |
| II | 1.316 | 80,69 | 5,2 |
| III | 1.370 | 84,00 | 6,9 |
| IV | 1.542 | 94,54 | 6,2 |
| V | 1.469 | 90,07 | 7,9 |
| VI | 1.748 | 107,17 | 6,8 |
| VII | 1.997 | 122,44 | 5,5 |
| VIII | 2.323 | 142,43 | 5,6 |
| IX | 2.310 | 141,63 | 5,8 |
| X | 1.403 | 86,02 | 6,2 |
| XI | 1.327 | 81,36 | 7,2 |
| XII | 1.455 | 89,21 | 8,7 |

**Semana Media**

| | I.M.D. | % I.M.D. | % Pes. |
|-------|--------|----------|--------|
| Lu | 1.534 | 94,05 | 7,7 |
| Ma | 1.496 | 91,72 | 8,2 |
| Me/Mi | 1.447 | 88,72 | 8,6 |
| Xo/Ju | 1.526 | 93,56 | 8,5 |
| Ve/Vi | 1.716 | 105,21 | 7,6 |
| Sa | 1.685 | 103,31 | 3,6 |
| Do | 1.995 | 122,32 | 2,3 |
| Lab | 1.544 | 94,67 | 8,1 |
| Fes | 1.925 | 118,03 | 2,8 |

**Día Medio**

| | Lab. | Fes. | Medio |
|----|--------------|--------------|--------------|
| 00 | 14 | 46 | 23 |
| 01 | 9 | 30 | 14 |
| 02 | 7 | 23 | 11 |
| 03 | 7 | 23 | 10 |
| 04 | 5 | 24 | 9 |
| 05 | 5 | 23 | 9 |
| 06 | 19 | 24 | 19 |
| 07 | 59 | 28 | 48 |
| 08 | 86 | 32 | 70 |
| 09 | 90 | 44 | 78 |
| 10 | 90 | 71 | 85 |
| 11 | 92 | 105 | 96 |
| 12 | 93 | 109 | 99 |
| 13 | 97 | 118 | 103 |
| 14 | 95 | 99 | 97 |
| 15 | 96 | 101 | 96 |
| 16 | 102 | 134 | 109 |
| 17 | 102 | 154 | 114 |
| 18 | 106 | 172 | 120 |
| 19 | 109 | 185 | 124 |
| 20 | 107 | 165 | 119 |
| 21 | 81 | 112 | 88 |
| 22 | 47 | 64 | 55 |
| 23 | 26 | 39 | 35 |
| | 1.544 | 1.925 | 1.631 |

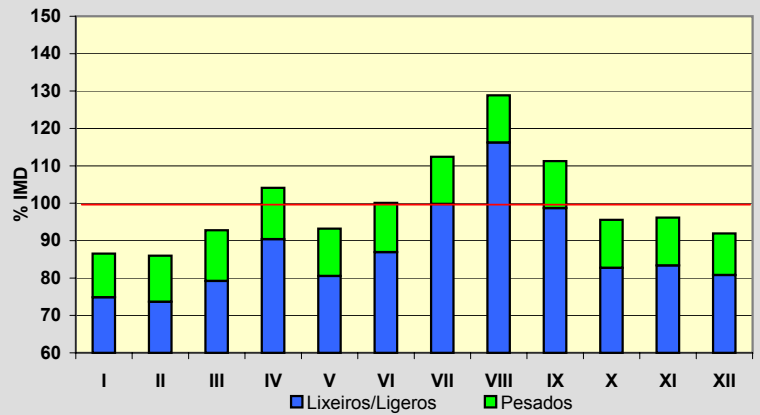


Estación: **AC-441(9)**Tipo: **PER**

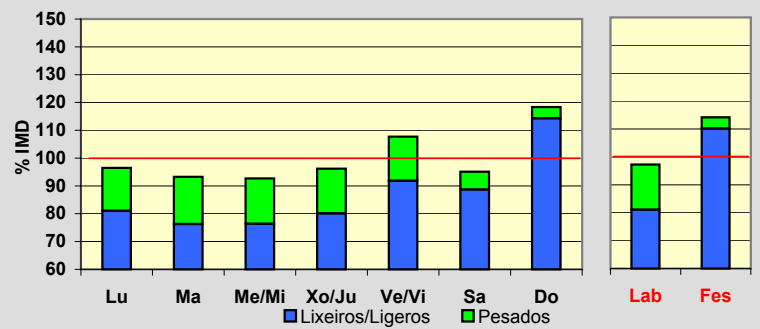
MEMORIA DE AFOROS 2007

Anterior: **AC-441(27)**Rede/Red: **PC**Nome/Nombre: **Baiñas**IMD: **2.628** I₃₀: **333**Treito/Tramo: **Pereira (AC-400) - Boudañeira (AC-442)**% Pes.: **12,6** I₁₅₀: **257****Variación Mensual**

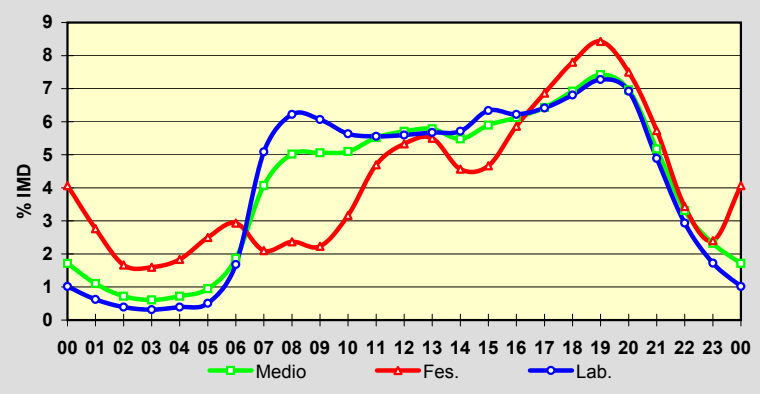
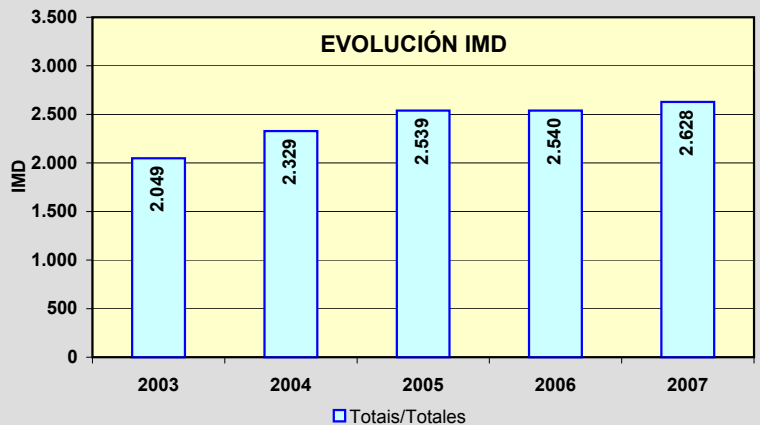
| | I.M.D. | % I.M.D. | % Pes. |
|------|--------|----------|--------|
| I | 2.274 | 86,53 | 13,5 |
| II | 2.259 | 85,96 | 14,3 |
| III | 2.438 | 92,77 | 14,6 |
| IV | 2.736 | 104,11 | 13,2 |
| V | 2.450 | 93,23 | 13,6 |
| VI | 2.631 | 100,11 | 13,2 |
| VII | 2.954 | 112,40 | 11,2 |
| VIII | 3.386 | 128,84 | 9,8 |
| IX | 2.924 | 111,26 | 11,3 |
| X | 2.511 | 95,55 | 13,4 |
| XI | 2.527 | 96,16 | 13,3 |
| XII | 2.416 | 91,93 | 12,1 |

**Semana Media**

| | I.M.D. | % I.M.D. | % Pes. |
|-------|--------|----------|--------|
| Lu | 2.536 | 96,50 | 16,0 |
| Ma | 2.451 | 93,26 | 18,2 |
| Me/Mi | 2.436 | 92,69 | 17,6 |
| Xo/Ju | 2.528 | 96,19 | 16,7 |
| Ve/Vi | 2.831 | 107,72 | 14,7 |
| Sa | 2.499 | 95,09 | 6,7 |
| Do | 3.110 | 118,34 | 3,4 |
| Lab | 2.556 | 97,26 | 16,6 |
| Fes | 3.001 | 114,19 | 3,5 |

**Día Medio**

| | Lab. | Fes. | Medio |
|----|--------------|--------------|--------------|
| 00 | 26 | 122 | 45 |
| 01 | 16 | 83 | 29 |
| 02 | 10 | 50 | 19 |
| 03 | 8 | 48 | 16 |
| 04 | 10 | 55 | 19 |
| 05 | 13 | 75 | 25 |
| 06 | 43 | 88 | 49 |
| 07 | 130 | 63 | 107 |
| 08 | 159 | 71 | 132 |
| 09 | 155 | 67 | 133 |
| 10 | 144 | 95 | 134 |
| 11 | 142 | 141 | 145 |
| 12 | 143 | 160 | 150 |
| 13 | 145 | 165 | 152 |
| 14 | 146 | 137 | 144 |
| 15 | 162 | 140 | 155 |
| 16 | 159 | 176 | 161 |
| 17 | 164 | 206 | 169 |
| 18 | 174 | 234 | 182 |
| 19 | 186 | 253 | 195 |
| 20 | 177 | 225 | 183 |
| 21 | 125 | 172 | 136 |
| 22 | 75 | 103 | 87 |
| 23 | 44 | 72 | 61 |
| | 2.556 | 3.001 | 2.628 |

**EVOLUCIÓN IMD**

PROVINCIA DE A CORUÑA

2007

| Código Estación | Tipo | Cuadríc. | | Nome / Nombre | Treito / Tramo | Rede Red | IMD | %Pes |
|--------------------|------|----------|---|----------------------------|--|-------------|--------|------|
| | | X | Y | | | | | |
| AC-445(2) | Per | 2 | N | Corcubión | Cee (AC-550) – Fisterra | PC | 4.245 | 6,3 |
| AC-523(7) | Per | Q | 8 | Río Anllóns | AC-400 - Cruce da Canteira (CP-1913) | PB | 3.940 | 13,7 |
| AC-524(4) | Com | 9 | O | Ordes | Enl. A9 - Xanceda (AC-223) | PB | 2.808 | 10,0 |
| AC-542(9) | Com | 9 | Q | Abegondo | Mabegondo (AC-221) - As Travesas (AC-223) | PB | 6.331 | 10,8 |
| AC-543(0) | Com | 7 | M | Vidán | Glor. de Vidán (AC-548) - Roxos (AC-453) | PB | 30.229 | 3,5 |
| AC-543(0) | Per | 7 | M | Vidán | Glor. de Vidán (AC-548) - Roxos (AC-453) | PB | 29.772 | 3,6 |
| AC-543(15) | Per | 6 | M | Urdilde | Os Anxeles (AC-300) - Urdilde (Dep.) | PB | 8.905 | 6,2 |
| AC-543(28) | Com | 4 | L | Noia (AC-543) | Noia (AC-311) - Noia Norte (AC-550) | PB | 4.241 | 6,1 |
| AC-544(7) | Per | 6 | M | Ponte Maceira | Brión (AC-451) - Negreira (AC-447) | PB | 8.683 | 7,2 |
| AC-544(8) | Nova | 6 | M | Variante Negreira | Negreira (AC-447) - Enl. Este Negreira | PB | 4.481 | 8,8 |
| AC-548(0) | Per | 7 | M | Vidán (AC-548) | A Rocha (N-550) - Vidán (AC-543) | PB | 23.629 | 4,3 |
| AC-550(43) | Nova | 3 | L | Serres | Muros - Serra de Outes (CP-3404) | PB | 2.984 | 6,2 |
| AC-550(85) | Com | 3 | K | Porto do Son | Noia (AC-311) - Porto do Son | PB | 5.787 | 6,2 |
| AC-552(5) | Com | 8 | R | A Maceira (Arteixo) | Enl. AG-55 - Glor. de Sabón (AC-415) | PB | 20.016 | 7,7 |
| AC-552(23) | Per | 7 | Q | Cabovilaño | Enl. AG-55 - Ramal Enl. AG-55 | PB | 13.383 | 8,0 |
| AC-552(35) | Per | 6 | Q | Coristanco | Enl. Carballo Sur (AG-55) - Coristanco (CP-1912) | PB | 15.983 | 6,6 |
| AC-552(57) | Com | 4 | P | Baio | Agualada (AC-421) - Baio (AC-430) | PB | 7.799 | 7,4 |
| AC-552(87) | Per | 2 | N | Cee (AC-552) | Dumbria (AC-199) - Cee | PB | 9.452 | 7,0 |
| AC-553(0) | Com | 6 | K | Ponte Catoira | Saída 10 (VG-1.1) - Ponte Catoira | PB | 3.690 | 11,7 |
| AC-564(5) | Com | 10 | S | Fonfría | Cabanas (AP-9) - As Neves | PB | 3.516 | 10,0 |
| AC-564(15) | Com | 12 | T | Goente | As Neves - Piñeiral (AC-142) | PB | 4.250 | 9,3 |
| AC-566(8) | Per | 10 | U | Serqueiro | Enl. AG-64 - Valdoviño (AC-116) | PB | 8.220 | 4,3 |
| AC-566(40) | Com | 12 | V | Campo do Hospital (AC-566) | Cedeira - Campo do Hospital (AC-862) | PB | 1.399 | 5,2 |
| AC-840(18) | Per | 10 | P | Cesuras | Oza dos Ríos - N-634 | PB | 5.022 | 11,0 |
| AC-840(48) | Per | 11 | N | Melide | Corredoiras (AC-234) - Melide (N-547) | PB | 3.902 | 13,4 |
| AC-841(0) | Per | 7 | M | Castiñeirío | Santiago (N-525) - Os Tilos | PB | 22.729 | 4,8 |
| AC-861(36) | Per | 12 | T | Espiñaredo (AC-861) | Espiñaredo (AC-117) - Enl. AG-64 | PB | 3.488 | 23,2 |
| AC-862(22) | Per | 11 | U | Lamas | San Sadurniño (AC-112) - Felgasas (AC-102) | PB | 5.196 | 10,6 |
| AC-862(38) | Per | 12 | V | Campo do Hospital (AC-862) | Campo do Hospital (AC-566) - Mera (CP-6121) | PB | 4.004 | 9,8 |

TIPO: PER (Permanente), SEM (Semipermanente) y COM (Complementaria)

REDE: VAC (Via alta capacidade), PB (Primaria básica), PC (Primaria complementaria) y S (Secundaria)

Estación: **AC-445(2)**Tipo: **PER****MEMORIA DE AFOROS 2007**Anterior: **C-552(97)**Rede/Red: **PC**

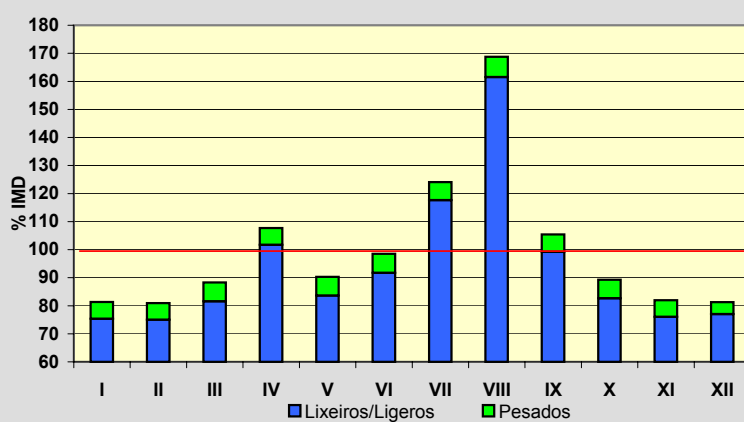
Nome/Nombre:

CorcubiónIMD: **4.245** I₃₀: **687**

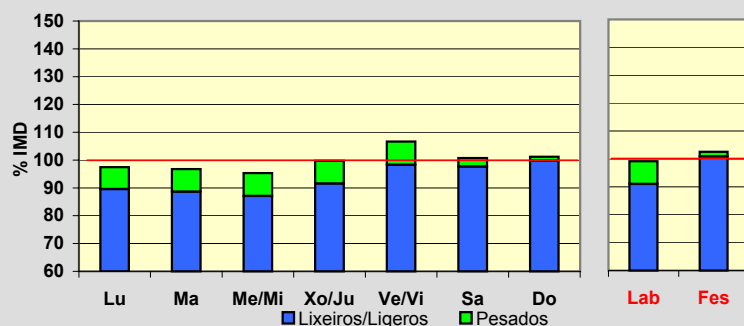
Treito/Tramo:

Cee (AC-550) – Fisterra% Pes.: **6,3** I₁₅₀: **560****Variación Mensual**

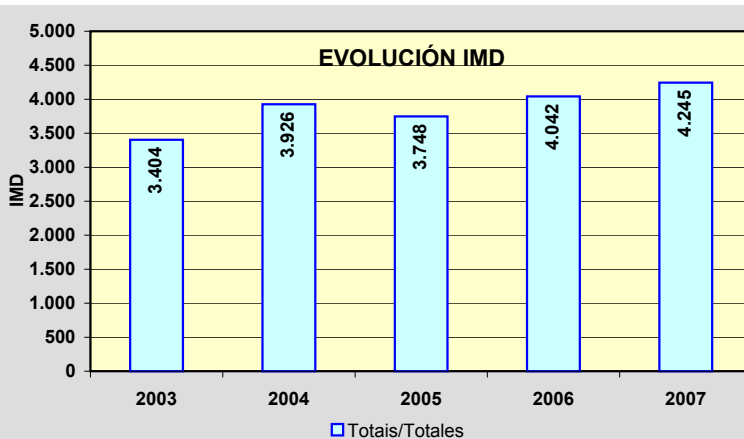
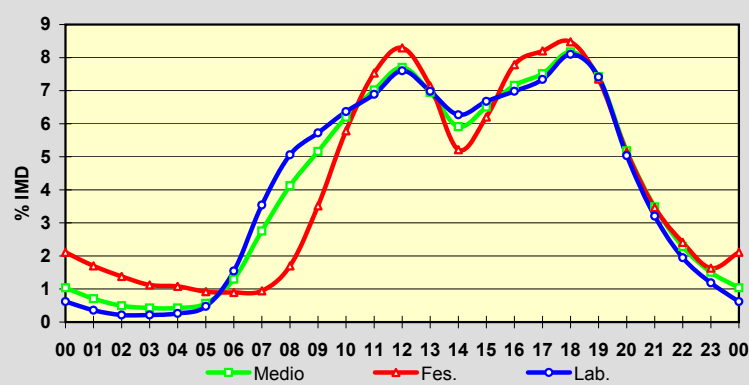
| | I.M.D. | % I.M.D. | % Pes. |
|------|--------|----------|--------|
| I | 3.454 | 81,37 | 7,4 |
| II | 3.435 | 80,92 | 7,3 |
| III | 3.748 | 88,29 | 7,6 |
| IV | 4.573 | 107,73 | 5,6 |
| V | 3.833 | 90,29 | 7,4 |
| VI | 4.183 | 98,54 | 6,9 |
| VII | 5.268 | 124,10 | 5,2 |
| VIII | 7.163 | 168,74 | 4,3 |
| IX | 4.474 | 105,39 | 5,9 |
| X | 3.789 | 89,26 | 7,4 |
| XI | 3.479 | 81,96 | 7,2 |
| XII | 3.451 | 81,30 | 5,3 |

**Semana Media**

| | I.M.D. | % I.M.D. | % Pes. |
|-------|--------|----------|--------|
| Lu | 4.137 | 97,46 | 8,1 |
| Ma | 4.109 | 96,80 | 8,4 |
| Me/Mi | 4.046 | 95,31 | 8,6 |
| Xo/Ju | 4.235 | 99,76 | 8,2 |
| Ve/Vi | 4.527 | 106,64 | 7,8 |
| Sa | 4.276 | 100,73 | 3,0 |
| Do | 4.296 | 101,20 | 1,4 |
| Lab | 4.210 | 99,18 | 8,2 |
| Fes | 4.354 | 102,57 | 1,6 |

**Día Medio**

| | Lab. | Fes. | Medio |
|----|--------------|--------------|--------------|
| 00 | 26 | 92 | 44 |
| 01 | 15 | 74 | 30 |
| 02 | 9 | 60 | 21 |
| 03 | 9 | 49 | 18 |
| 04 | 11 | 47 | 18 |
| 05 | 20 | 40 | 24 |
| 06 | 65 | 39 | 55 |
| 07 | 149 | 41 | 117 |
| 08 | 213 | 74 | 175 |
| 09 | 241 | 153 | 219 |
| 10 | 268 | 252 | 263 |
| 11 | 290 | 328 | 298 |
| 12 | 320 | 361 | 327 |
| 13 | 294 | 311 | 295 |
| 14 | 264 | 227 | 251 |
| 15 | 281 | 270 | 276 |
| 16 | 294 | 339 | 304 |
| 17 | 309 | 357 | 319 |
| 18 | 341 | 369 | 347 |
| 19 | 312 | 320 | 315 |
| 20 | 212 | 224 | 220 |
| 21 | 135 | 151 | 148 |
| 22 | 82 | 105 | 97 |
| 23 | 50 | 71 | 64 |
| | 4.210 | 4.354 | 4.245 |



Estación: **AC-523(7)**Tipo: **PER**

MEMORIA DE AFOROS 2007

Anterior:

Rede/Red: **PB**

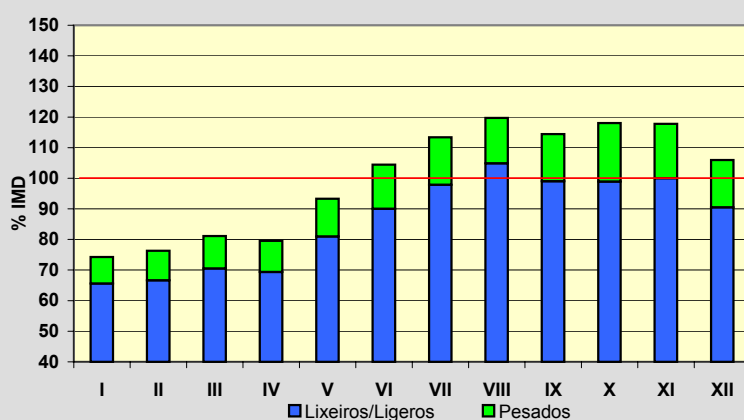
Nome/Nombre:

Río AnllónsIMD: **3.940** I₃₀: **504**

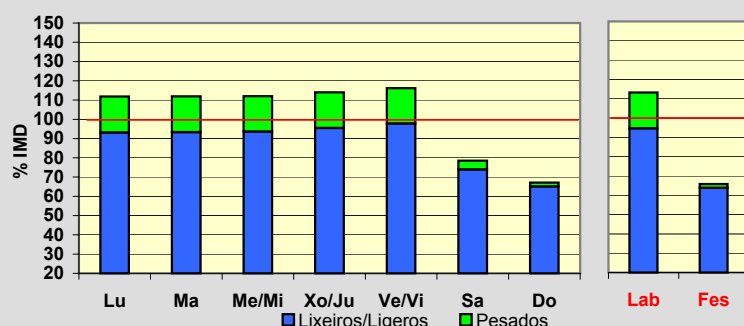
Treito/Tramo:

AC-400 - Cruce da Canteira (CP-1913)% Pes.: **13,7** I₁₅₀: **459****Variación Mensual**

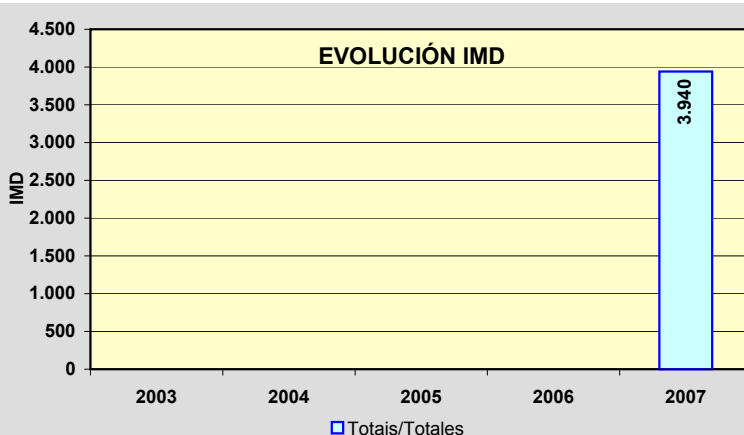
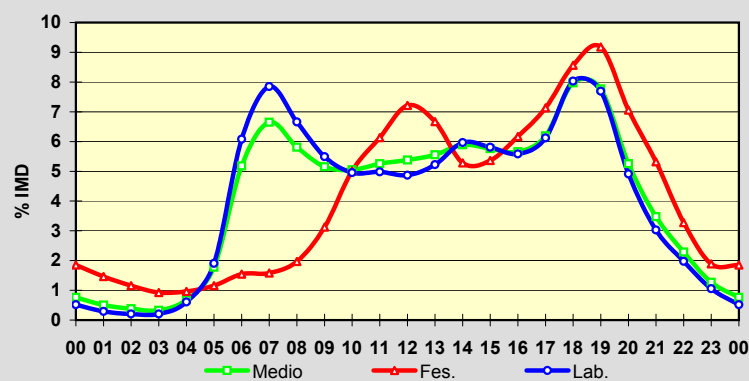
| | I.M.D. | % I.M.D. | % Pes. |
|------|--------|----------|--------|
| I | 2.926 | 74,26 | 11,7 |
| II | 3.007 | 76,32 | 12,7 |
| III | 3.195 | 81,09 | 13,1 |
| IV | 3.134 | 79,54 | 12,8 |
| V | 3.675 | 93,27 | 13,2 |
| VI | 4.115 | 104,44 | 13,8 |
| VII | 4.467 | 113,38 | 13,7 |
| VIII | 4.716 | 119,70 | 12,4 |
| IX | 4.509 | 114,44 | 13,5 |
| X | 4.651 | 118,05 | 16,2 |
| XI | 4.641 | 117,79 | 15,1 |
| XII | 4.175 | 105,96 | 14,6 |

**Semana Media**

| | I.M.D. | % I.M.D. | % Pes. |
|-------|--------|----------|--------|
| Lu | 4.406 | 111,83 | 16,7 |
| Ma | 4.410 | 111,93 | 16,6 |
| Me/Mi | 4.414 | 112,03 | 16,4 |
| Xo/Ju | 4.493 | 114,04 | 16,3 |
| Ve/Vi | 4.578 | 116,19 | 15,8 |
| Sa | 3.095 | 78,55 | 5,9 |
| Do | 2.646 | 67,16 | 3,0 |
| Lab | 4.459 | 113,17 | 16,4 |
| Fes | 2.593 | 65,81 | 3,0 |

**Día Medio**

| | Lab. | Fes. | Medio |
|----|--------------|--------------|--------------|
| 00 | 23 | 48 | 30 |
| 01 | 13 | 38 | 20 |
| 02 | 9 | 30 | 15 |
| 03 | 9 | 24 | 13 |
| 04 | 27 | 25 | 27 |
| 05 | 85 | 30 | 70 |
| 06 | 271 | 40 | 204 |
| 07 | 350 | 41 | 262 |
| 08 | 297 | 51 | 229 |
| 09 | 245 | 81 | 203 |
| 10 | 221 | 130 | 199 |
| 11 | 222 | 159 | 207 |
| 12 | 217 | 187 | 212 |
| 13 | 233 | 173 | 219 |
| 14 | 266 | 137 | 232 |
| 15 | 259 | 139 | 227 |
| 16 | 249 | 160 | 223 |
| 17 | 273 | 185 | 244 |
| 18 | 358 | 222 | 314 |
| 19 | 343 | 238 | 306 |
| 20 | 219 | 183 | 207 |
| 21 | 135 | 138 | 137 |
| 22 | 88 | 85 | 90 |
| 23 | 47 | 49 | 50 |
| | 4.459 | 2.593 | 3.940 |



Estación: **AC-524(4)**Tipo: **COM****MEMORIA DE AFOROS 2007**Anterior: **AC-224(14)**Rede/Red: **PB**

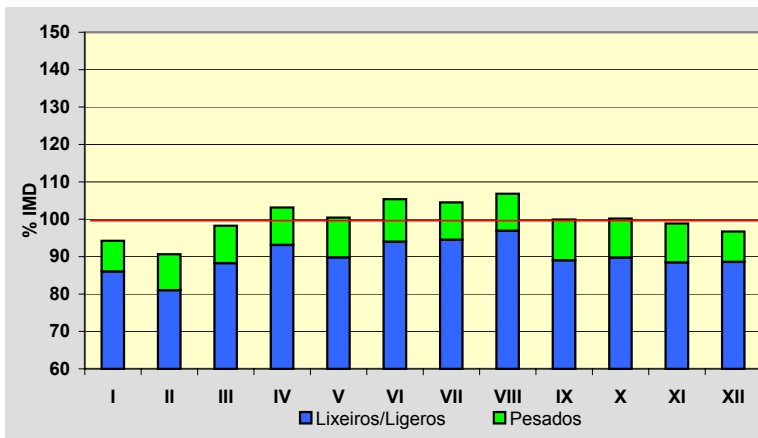
Nome/Nombre:

OrdesIMD: **2.808** I₃₀: **264**

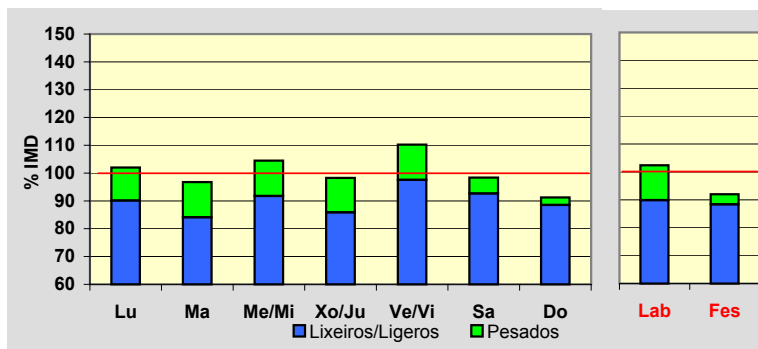
Treito/Tramo:

Enl. A9 - Xanceda (AC-223)% Pes.: **10,0** I₁₅₀: **236****Variación Mensual**

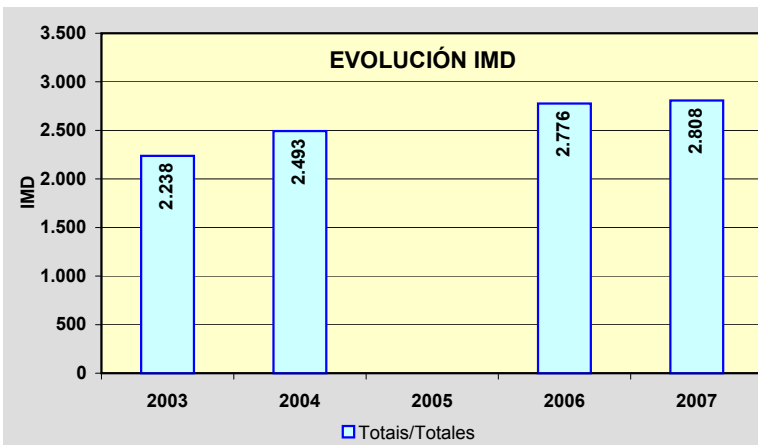
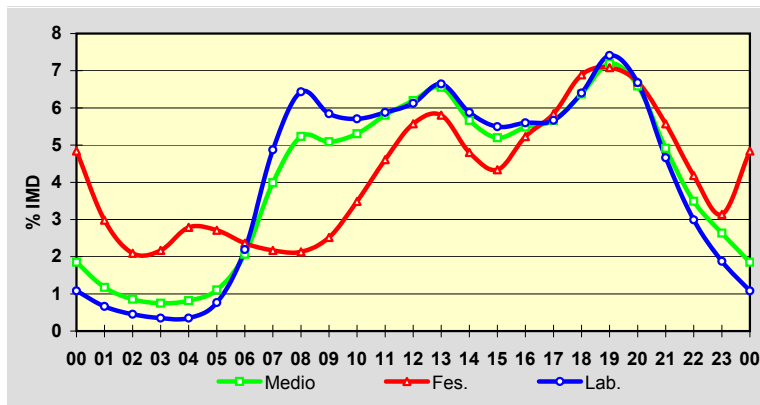
| | I.M.D. | % I.M.D. | % Pes. |
|------|--------|----------|--------|
| I | 2.646 | 94,23 | 8,7 |
| II | 2.545 | 90,63 | 10,6 |
| III | 2.759 | 98,25 | 10,2 |
| IV | 2.896 | 103,13 | 9,7 |
| V | 2.820 | 100,43 | 10,6 |
| VI | 2.959 | 105,38 | 10,8 |
| VII | 2.935 | 104,52 | 9,6 |
| VIII | 3.000 | 106,84 | 9,3 |
| IX | 2.806 | 99,93 | 10,9 |
| X | 2.813 | 100,18 | 10,4 |
| XI | 2.776 | 98,86 | 10,5 |
| XII | 2.716 | 96,72 | 8,4 |

**Semana Media**

| | I.M.D. | % I.M.D. | % Pes. |
|-------|--------|----------|--------|
| Lu | 2.864 | 101,99 | 11,6 |
| Ma | 2.717 | 96,76 | 13,1 |
| Me/Mi | 2.934 | 104,49 | 12,2 |
| Xo/Ju | 2.759 | 98,25 | 12,6 |
| Ve/Vi | 3.096 | 110,26 | 11,5 |
| Sa | 2.762 | 98,36 | 5,8 |
| Do | 2.563 | 91,27 | 3,0 |
| Lab | 2.875 | 102,39 | 12,2 |
| Fes | 2.583 | 91,99 | 3,9 |

**Día Medio**

| | Lab. | Fes. | Medio |
|----|--------------|--------------|--------------|
| 00 | 31 | 125 | 52 |
| 01 | 19 | 77 | 33 |
| 02 | 13 | 54 | 24 |
| 03 | 10 | 56 | 21 |
| 04 | 10 | 72 | 23 |
| 05 | 22 | 70 | 31 |
| 06 | 63 | 61 | 58 |
| 07 | 140 | 56 | 112 |
| 08 | 185 | 55 | 147 |
| 09 | 168 | 65 | 143 |
| 10 | 164 | 90 | 149 |
| 11 | 169 | 119 | 163 |
| 12 | 176 | 144 | 174 |
| 13 | 191 | 150 | 184 |
| 14 | 169 | 124 | 159 |
| 15 | 158 | 112 | 146 |
| 16 | 161 | 135 | 154 |
| 17 | 163 | 151 | 159 |
| 18 | 184 | 178 | 179 |
| 19 | 213 | 183 | 202 |
| 20 | 192 | 173 | 185 |
| 21 | 134 | 144 | 138 |
| 22 | 86 | 108 | 98 |
| 23 | 54 | 81 | 74 |
| | 2.875 | 2.583 | 2.808 |

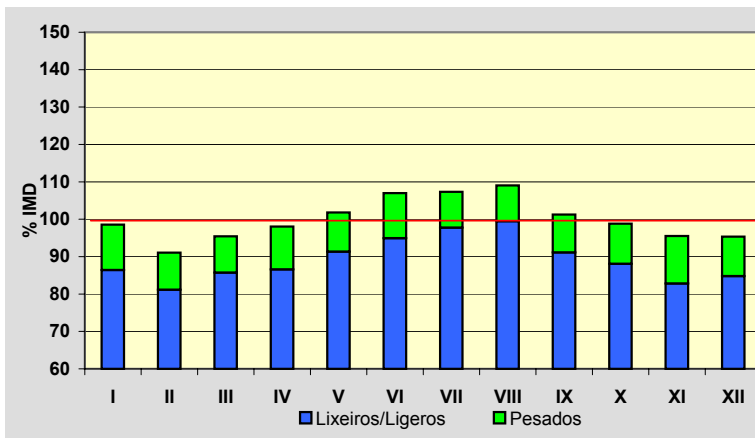


Estación: **AC-542(9)**Tipo: **COM**

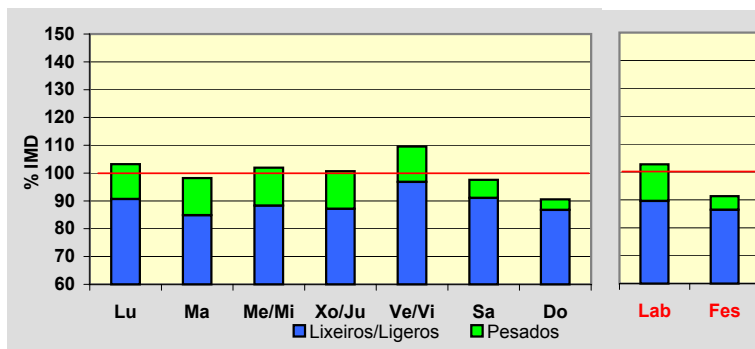
MEMORIA DE AFOROS 2007

Anterior: **C-542(10)**Rede/Red: **PB**Nome/Nombre: **Abegondo**IMD: **6.331** I₃₀: **622**Treito/Tramo: **Mabegondo (AC-221) - As Travesas (AC-223)** % Pes.: **10,8** I₁₅₀: **570****Variación Mensual**

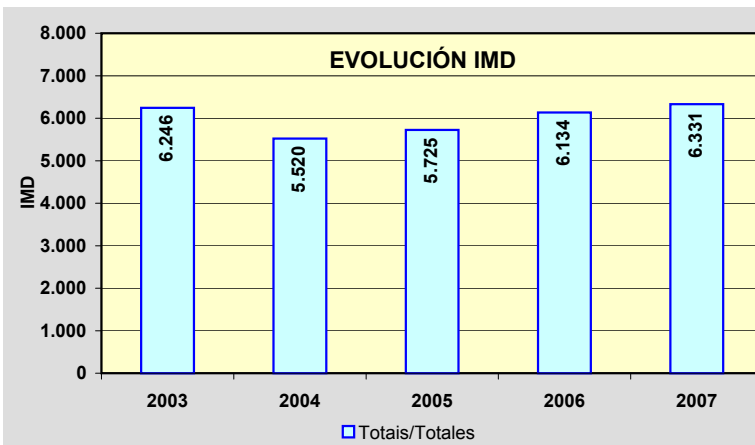
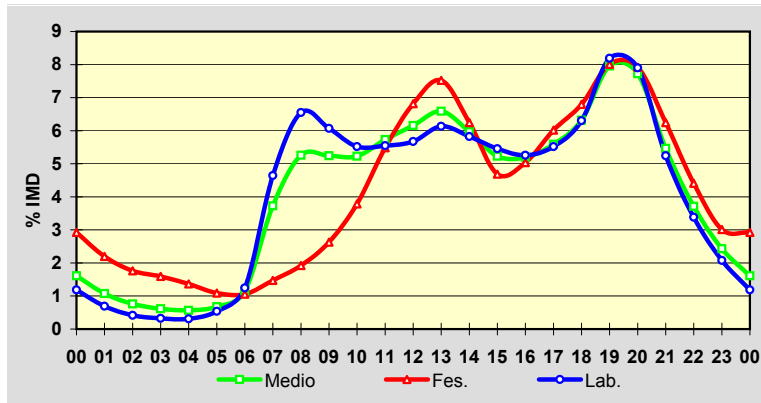
| | I.M.D. | % I.M.D. | % Pes. |
|------|--------|----------|--------|
| I | 6.239 | 98,55 | 12,3 |
| II | 5.766 | 91,08 | 10,9 |
| III | 6.043 | 95,45 | 10,2 |
| IV | 6.207 | 98,04 | 11,7 |
| V | 6.446 | 101,82 | 10,3 |
| VI | 6.774 | 107,00 | 11,3 |
| VII | 6.794 | 107,31 | 8,9 |
| VIII | 6.904 | 109,05 | 8,8 |
| IX | 6.410 | 101,25 | 10,0 |
| X | 6.257 | 98,83 | 10,9 |
| XI | 6.047 | 95,51 | 13,3 |
| XII | 6.036 | 95,34 | 11,1 |

**Semana Media**

| | I.M.D. | % I.M.D. | % Pes. |
|-------|--------|----------|--------|
| Lu | 6.536 | 103,24 | 12,2 |
| Ma | 6.218 | 98,22 | 13,6 |
| Me/Mi | 6.455 | 101,96 | 13,4 |
| Xo/Ju | 6.373 | 100,66 | 13,4 |
| Ve/Vi | 6.934 | 109,52 | 11,6 |
| Sa | 6.179 | 97,60 | 6,7 |
| Do | 5.733 | 90,55 | 4,2 |
| Lab | 6.505 | 102,75 | 12,8 |
| Fes | 5.781 | 91,31 | 5,3 |

**Día Medio**

| | Lab. | Fes. | Medio |
|----|--------------|--------------|--------------|
| 00 | 77 | 169 | 102 |
| 01 | 45 | 127 | 68 |
| 02 | 27 | 102 | 48 |
| 03 | 21 | 92 | 39 |
| 04 | 20 | 79 | 36 |
| 05 | 35 | 63 | 43 |
| 06 | 81 | 61 | 73 |
| 07 | 302 | 85 | 236 |
| 08 | 426 | 111 | 333 |
| 09 | 395 | 152 | 332 |
| 10 | 359 | 219 | 331 |
| 11 | 361 | 317 | 363 |
| 12 | 369 | 394 | 390 |
| 13 | 399 | 435 | 417 |
| 14 | 379 | 361 | 378 |
| 15 | 355 | 271 | 331 |
| 16 | 342 | 291 | 329 |
| 17 | 359 | 348 | 354 |
| 18 | 410 | 393 | 400 |
| 19 | 533 | 463 | 504 |
| 20 | 514 | 458 | 489 |
| 21 | 341 | 361 | 346 |
| 22 | 220 | 255 | 235 |
| 23 | 135 | 174 | 154 |
| | 6.505 | 5.781 | 6.331 |



Estación: **AC-543(0)**Tipo: **COM****MEMORIA DE AFOROS 2007**Anterior: **C-543(2)**Rede/Red: **PB**

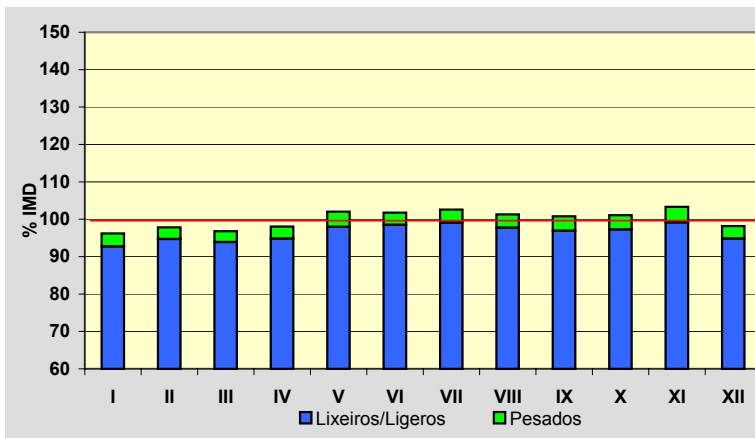
Nome/Nombre:

VidánIMD: **30.229** I₃₀: **2.606**

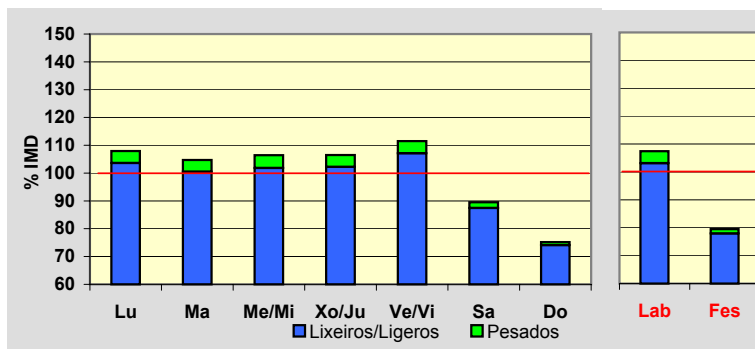
Treito/Tramo:

Glor. de Vidán (AC-548) - Roxos (AC-453)% Pes.: **3,5** I₁₅₀: **2.492****Variación Mensual**

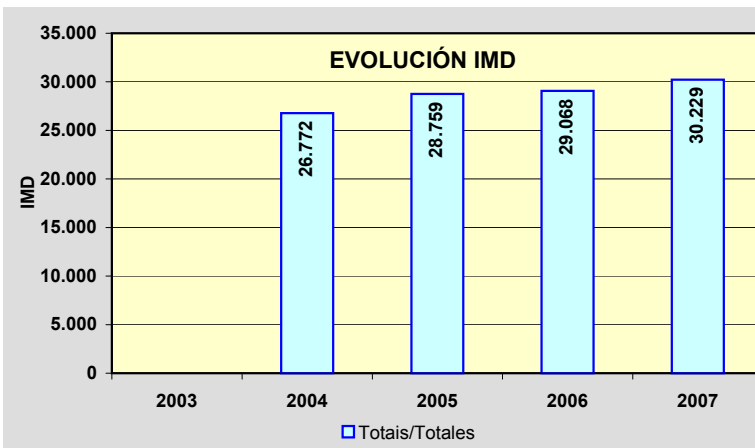
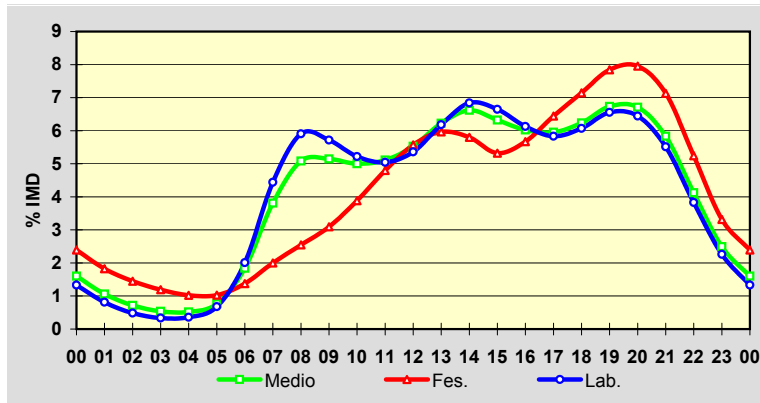
| | I.M.D. | % I.M.D. | % Pes. |
|------|--------|----------|--------|
| I | 29.084 | 96,21 | 3,6 |
| II | 29.571 | 97,82 | 3,2 |
| III | 29.261 | 96,80 | 3,0 |
| IV | 29.641 | 98,05 | 3,3 |
| V | 30.840 | 102,02 | 4,0 |
| VI | 30.759 | 101,75 | 3,2 |
| VII | 31.015 | 102,60 | 3,4 |
| VIII | 30.621 | 101,30 | 3,5 |
| IX | 30.465 | 100,78 | 3,8 |
| X | 30.563 | 101,10 | 3,8 |
| XI | 31.224 | 103,29 | 4,0 |
| XII | 29.680 | 98,18 | 3,4 |

**Semana Media**

| | I.M.D. | % I.M.D. | % Pes. |
|-------|--------|----------|--------|
| Lu | 32.631 | 107,95 | 4,0 |
| Ma | 31.657 | 104,72 | 4,0 |
| Me/Mi | 32.169 | 106,42 | 4,3 |
| Xo/Ju | 32.201 | 106,52 | 4,0 |
| Ve/Vi | 33.703 | 111,49 | 3,9 |
| Sa | 27.058 | 89,51 | 2,3 |
| Do | 22.738 | 75,22 | 1,5 |
| Lab | 32.476 | 107,43 | 4,0 |
| Fes | 24.028 | 79,49 | 1,9 |

**Día Medio**

| | Lab. | Fes. | Medio |
|----|---------------|---------------|---------------|
| 00 | 432 | 575 | 485 |
| 01 | 264 | 438 | 321 |
| 02 | 158 | 348 | 216 |
| 03 | 108 | 286 | 162 |
| 04 | 116 | 246 | 157 |
| 05 | 220 | 247 | 231 |
| 06 | 653 | 330 | 556 |
| 07 | 1.442 | 480 | 1.152 |
| 08 | 1.918 | 612 | 1.537 |
| 09 | 1.857 | 743 | 1.555 |
| 10 | 1.695 | 933 | 1.512 |
| 11 | 1.639 | 1.153 | 1.545 |
| 12 | 1.740 | 1.339 | 1.671 |
| 13 | 2.008 | 1.433 | 1.882 |
| 14 | 2.221 | 1.394 | 2.001 |
| 15 | 2.159 | 1.278 | 1.912 |
| 16 | 1.990 | 1.362 | 1.820 |
| 17 | 1.894 | 1.548 | 1.800 |
| 18 | 1.972 | 1.717 | 1.885 |
| 19 | 2.129 | 1.885 | 2.036 |
| 20 | 2.092 | 1.911 | 2.028 |
| 21 | 1.791 | 1.713 | 1.764 |
| 22 | 1.244 | 1.260 | 1.247 |
| 23 | 734 | 797 | 754 |
| | 32.476 | 24.028 | 30.229 |



Estación: **AC-543(0)**Tipo: **PER****MEMORIA DE AFOROS 2007**

Anterior:

Rede/Red: **PB**

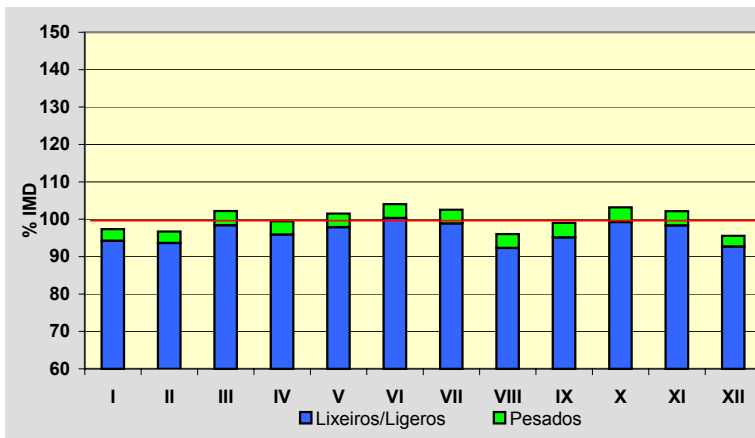
Nome/Nombre:

VidánIMD: **29.772** I₃₀: **2.596**

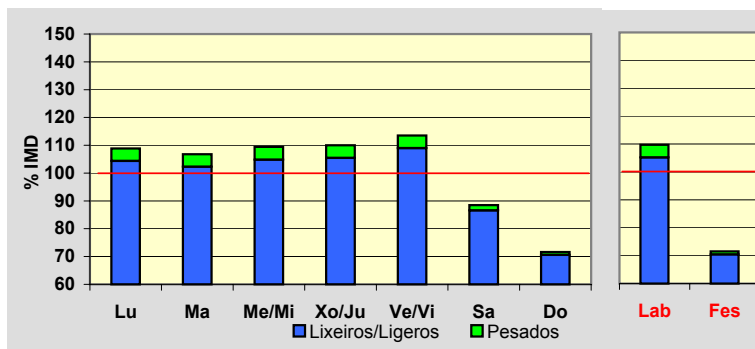
Treito/Tramo:

Glor. de Vidán (AC-548) - Roxos (AC-453)% Pes.: **3,6** I₁₅₀: **2.499****Variación Mensual**

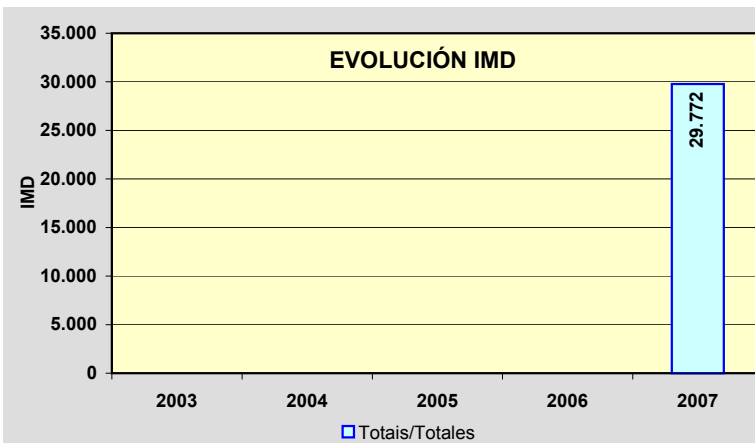
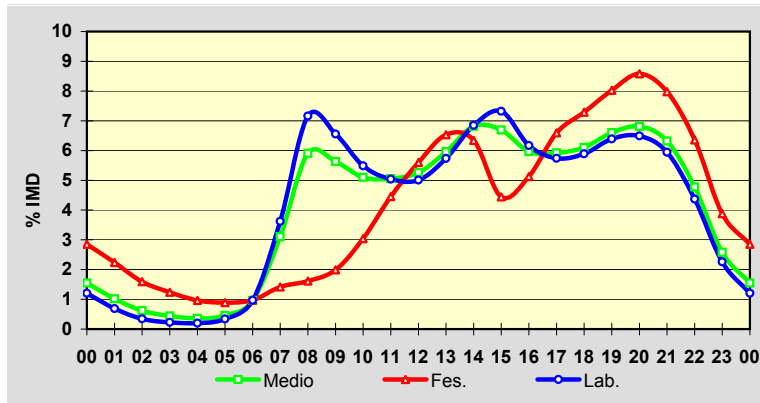
| | I.M.D. | % I.M.D. | % Pes. |
|------|--------|----------|--------|
| I | 28.988 | 97,37 | 3,2 |
| II | 28.798 | 96,73 | 3,2 |
| III | 30.420 | 102,18 | 3,7 |
| IV | 29.613 | 99,47 | 3,6 |
| V | 30.228 | 101,53 | 3,6 |
| VI | 30.975 | 104,04 | 3,6 |
| VII | 30.534 | 102,56 | 3,6 |
| VIII | 28.596 | 96,05 | 3,9 |
| IX | 29.479 | 99,02 | 3,9 |
| X | 30.720 | 103,18 | 3,8 |
| XI | 30.408 | 102,14 | 3,7 |
| XII | 28.454 | 95,57 | 3,0 |

**Semana Media**

| | I.M.D. | % I.M.D. | % Pes. |
|-------|--------|----------|--------|
| Lu | 32.408 | 108,85 | 4,1 |
| Ma | 31.790 | 106,78 | 4,2 |
| Me/Mi | 32.580 | 109,43 | 4,2 |
| Xo/Ju | 32.746 | 109,99 | 4,1 |
| Ve/Vi | 33.795 | 113,51 | 4,0 |
| Sa | 26.350 | 88,51 | 2,2 |
| Do | 21.330 | 71,64 | 1,5 |
| Lab | 32.661 | 109,70 | 4,1 |
| Fes | 21.291 | 71,51 | 1,5 |

**Día Medio**

| | Lab. | Fes. | Medio |
|----|---------------|---------------|---------------|
| 00 | 394 | 607 | 461 |
| 01 | 225 | 477 | 302 |
| 02 | 113 | 339 | 184 |
| 03 | 73 | 263 | 131 |
| 04 | 65 | 205 | 108 |
| 05 | 110 | 189 | 136 |
| 06 | 317 | 207 | 286 |
| 07 | 1.182 | 301 | 924 |
| 08 | 2.338 | 344 | 1.758 |
| 09 | 2.141 | 424 | 1.677 |
| 10 | 1.792 | 647 | 1.518 |
| 11 | 1.647 | 948 | 1.505 |
| 12 | 1.636 | 1.192 | 1.566 |
| 13 | 1.872 | 1.390 | 1.774 |
| 14 | 2.237 | 1.350 | 2.029 |
| 15 | 2.392 | 946 | 1.993 |
| 16 | 2.015 | 1.092 | 1.776 |
| 17 | 1.874 | 1.404 | 1.764 |
| 18 | 1.923 | 1.552 | 1.817 |
| 19 | 2.088 | 1.709 | 1.965 |
| 20 | 2.121 | 1.827 | 2.027 |
| 21 | 1.942 | 1.698 | 1.881 |
| 22 | 1.426 | 1.354 | 1.422 |
| 23 | 738 | 826 | 768 |
| | 32.661 | 21.291 | 29.772 |



Estación: **AC-543(15)**Tipo: **PER**

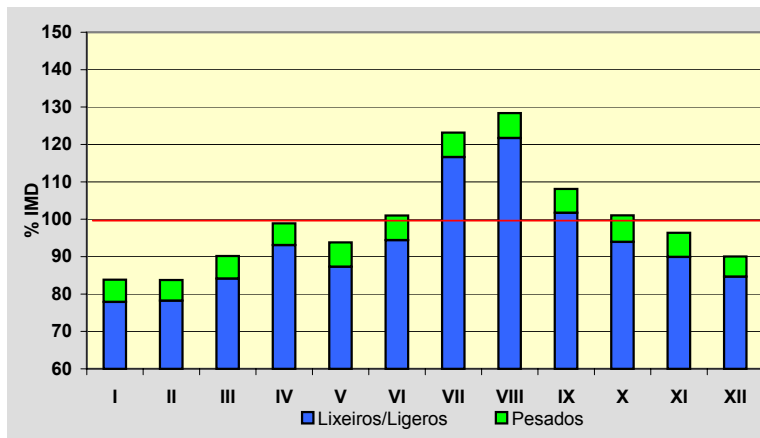
MEMORIA DE AFOROS 2007

Anterior: **C-543(18)**Rede/Red: **PB**

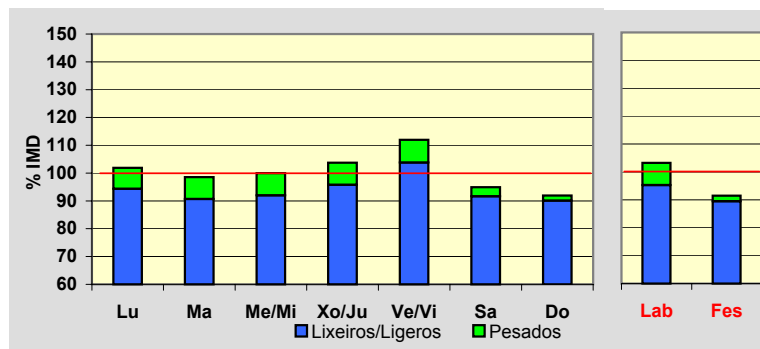
Nome/Nombre:

UrdildeIMD: **8.905** I₃₀: **1.052**Treito/Tramo: **Os Anxeles (AC-300) - Urdilde (Dep.)**% Pes.: **6,2** I₁₅₀: **866****Variación Mensual**

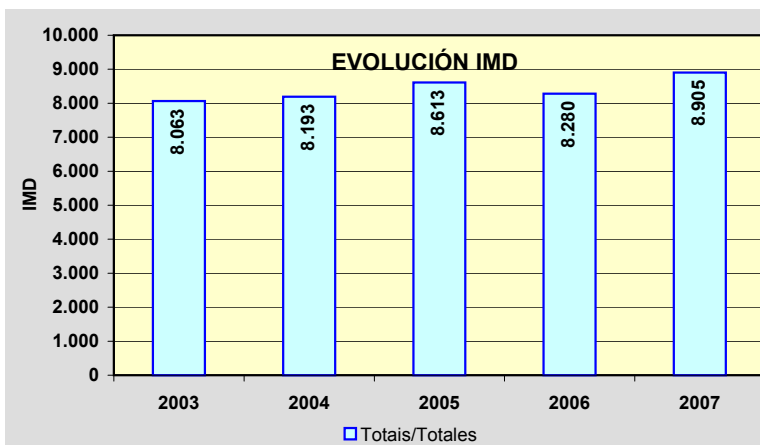
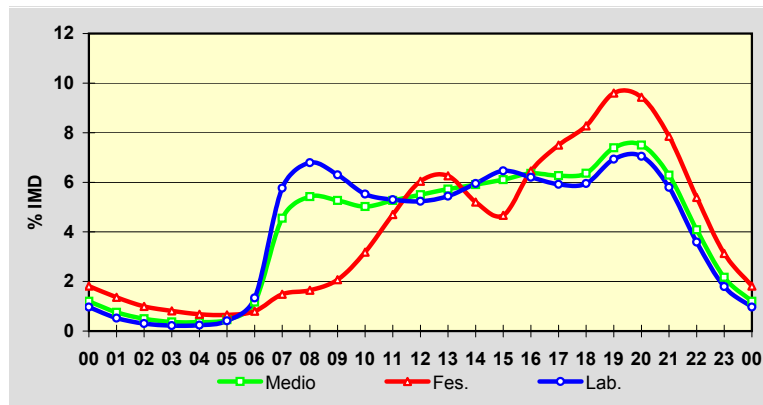
| | I.M.D. | % I.M.D. | % Pes. |
|------|--------|----------|--------|
| I | 7.466 | 83,84 | 7,1 |
| II | 7.458 | 83,75 | 6,6 |
| III | 8.030 | 90,17 | 6,7 |
| IV | 8.809 | 98,92 | 5,9 |
| V | 8.352 | 93,79 | 6,9 |
| VI | 8.993 | 100,99 | 6,5 |
| VII | 10.967 | 123,16 | 5,3 |
| VIII | 11.432 | 128,38 | 5,2 |
| IX | 9.628 | 108,12 | 5,9 |
| X | 8.996 | 101,02 | 7,0 |
| XI | 8.582 | 96,37 | 6,7 |
| XII | 8.018 | 90,04 | 6,0 |

**Semana Media**

| | I.M.D. | % I.M.D. | % Pes. |
|-------|--------|----------|--------|
| Lu | 9.076 | 101,92 | 7,4 |
| Ma | 8.776 | 98,55 | 8,0 |
| Me/Mi | 8.906 | 100,01 | 8,0 |
| Xo/Ju | 9.240 | 103,76 | 7,7 |
| Ve/Vi | 9.970 | 111,96 | 7,3 |
| Sa | 8.455 | 94,95 | 3,5 |
| Do | 8.188 | 91,95 | 2,0 |
| Lab | 9.192 | 103,22 | 7,7 |
| Fes | 8.146 | 91,48 | 2,2 |

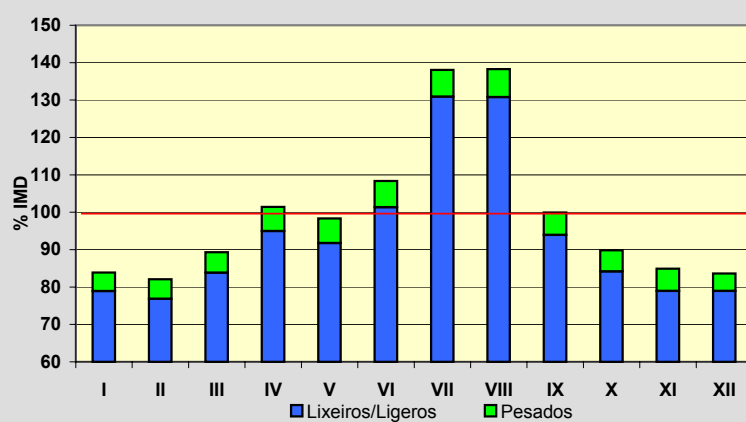
**Día Medio**

| | Lab. | Fes. | Medio |
|----|--------------|--------------|--------------|
| 00 | 89 | 148 | 107 |
| 01 | 48 | 111 | 67 |
| 02 | 28 | 81 | 44 |
| 03 | 20 | 66 | 33 |
| 04 | 22 | 55 | 32 |
| 05 | 38 | 53 | 41 |
| 06 | 123 | 65 | 104 |
| 07 | 530 | 121 | 405 |
| 08 | 624 | 134 | 483 |
| 09 | 579 | 169 | 469 |
| 10 | 508 | 259 | 447 |
| 11 | 487 | 383 | 469 |
| 12 | 481 | 492 | 490 |
| 13 | 500 | 510 | 510 |
| 14 | 547 | 424 | 526 |
| 15 | 594 | 380 | 544 |
| 16 | 570 | 526 | 566 |
| 17 | 544 | 611 | 558 |
| 18 | 547 | 674 | 567 |
| 19 | 637 | 782 | 658 |
| 20 | 648 | 768 | 668 |
| 21 | 533 | 640 | 560 |
| 22 | 330 | 439 | 364 |
| 23 | 165 | 255 | 193 |
| | 9.192 | 8.146 | 8.905 |

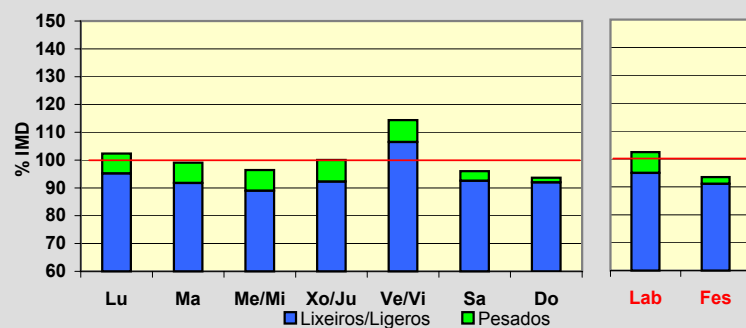


Estación: **AC-543(28)**Tipo: **COM****MEMORIA DE AFOROS 2007**Anterior: **C-543(31)**Rede/Red: **PB**Nome/Nombre: **Noia (AC-543)**IMD: **4.241** I₃₀: **513**Treito/Tramo: **Noia (AC-311) - Noia Norte (AC-550)**% Pes.: **6,1** I₁₅₀: **440****Variación Mensual**

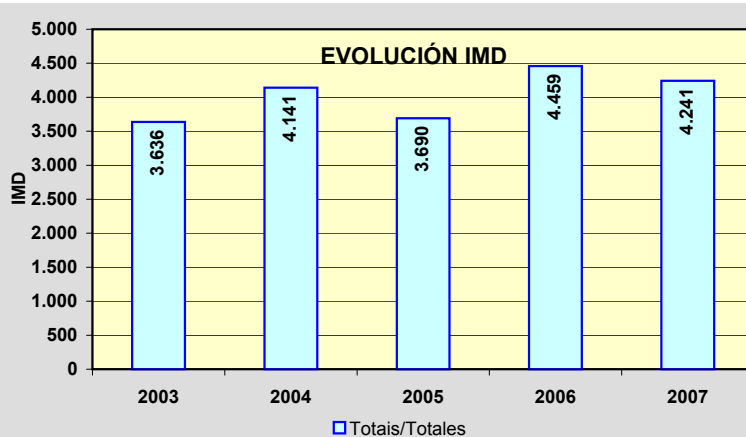
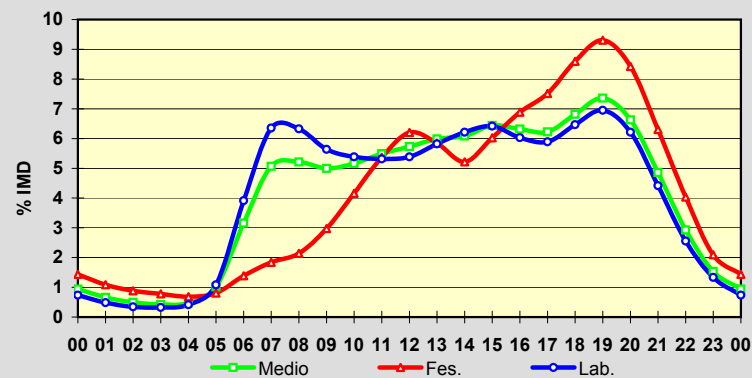
| | I.M.D. | % I.M.D. | % Pes. |
|------|--------|----------|--------|
| I | 3.557 | 83,87 | 5,9 |
| II | 3.482 | 82,10 | 6,4 |
| III | 3.787 | 89,29 | 6,1 |
| IV | 4.302 | 101,44 | 6,4 |
| V | 4.170 | 98,33 | 6,7 |
| VI | 4.596 | 108,37 | 6,5 |
| VII | 5.856 | 138,08 | 5,2 |
| VIII | 5.864 | 138,27 | 5,4 |
| IX | 4.238 | 99,93 | 6,0 |
| X | 3.810 | 89,84 | 6,3 |
| XI | 3.601 | 84,91 | 7,0 |
| XII | 3.547 | 83,64 | 5,6 |

**Semana Media**

| | I.M.D. | % I.M.D. | % Pes. |
|-------|--------|----------|--------|
| Lu | 4.341 | 102,36 | 7,0 |
| Ma | 4.202 | 99,08 | 7,4 |
| Me/Mi | 4.089 | 96,42 | 7,7 |
| Xo/Ju | 4.244 | 100,07 | 7,8 |
| Ve/Vi | 4.852 | 114,41 | 6,9 |
| Sa | 4.072 | 96,02 | 3,6 |
| Do | 3.972 | 93,66 | 1,8 |
| Lab | 4.346 | 102,48 | 7,3 |
| Fes | 3.966 | 93,52 | 2,6 |

**Día Medio**

| | Lab. | Fes. | Medio |
|----|--------------|--------------|--------------|
| 00 | 32 | 57 | 40 |
| 01 | 21 | 43 | 28 |
| 02 | 15 | 35 | 21 |
| 03 | 14 | 31 | 18 |
| 04 | 18 | 27 | 20 |
| 05 | 47 | 32 | 43 |
| 06 | 170 | 55 | 134 |
| 07 | 276 | 73 | 215 |
| 08 | 275 | 85 | 221 |
| 09 | 245 | 118 | 212 |
| 10 | 234 | 165 | 219 |
| 11 | 231 | 213 | 233 |
| 12 | 234 | 246 | 243 |
| 13 | 253 | 232 | 254 |
| 14 | 270 | 207 | 258 |
| 15 | 279 | 239 | 273 |
| 16 | 262 | 273 | 268 |
| 17 | 256 | 298 | 264 |
| 18 | 281 | 341 | 289 |
| 19 | 302 | 369 | 312 |
| 20 | 270 | 334 | 281 |
| 21 | 192 | 250 | 206 |
| 22 | 111 | 160 | 124 |
| 23 | 58 | 83 | 65 |
| | 4.346 | 3.966 | 4.241 |



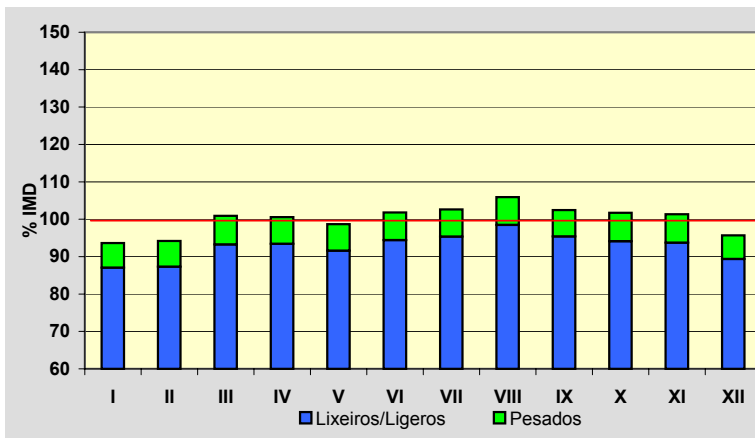
Estación: **AC-544(7)**Tipo: **PER**

MEMORIA DE AFOROS 2007

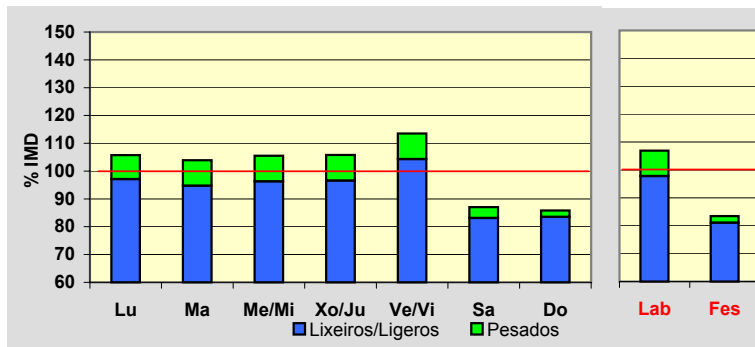
Anterior:

Rede/Red: **PB**Nome/Nombre: **Ponte Maceira**IMD: **8.683** I₃₀: **762**Treito/Tramo: **Brión (AC-451) - Negreira (AC-447)**% Pes.: **7,2** I₁₅₀: **715****Variación Mensual**

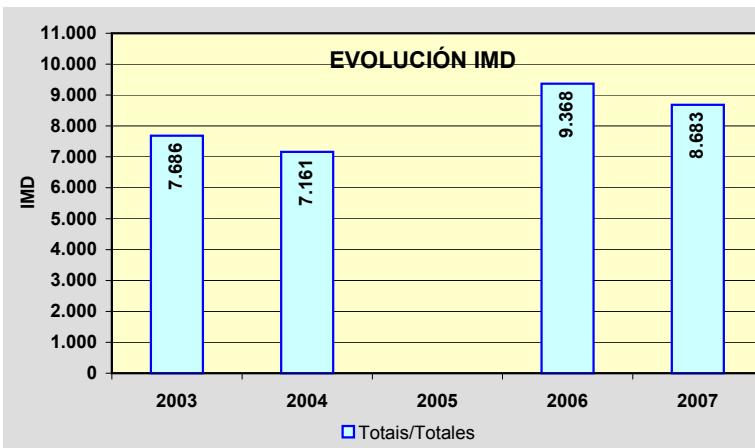
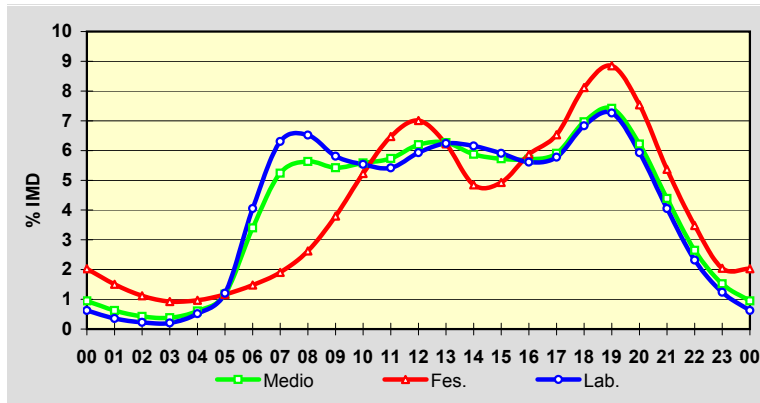
| | I.M.D. | % I.M.D. | % Pes. |
|------|--------|----------|--------|
| I | 8.129 | 93,62 | 7,0 |
| II | 8.179 | 94,20 | 7,3 |
| III | 8.764 | 100,93 | 7,6 |
| IV | 8.732 | 100,56 | 7,1 |
| V | 8.570 | 98,70 | 7,2 |
| VI | 8.842 | 101,83 | 7,3 |
| VII | 8.911 | 102,63 | 7,1 |
| VIII | 9.196 | 105,91 | 7,0 |
| IX | 8.897 | 102,46 | 6,9 |
| X | 8.833 | 101,73 | 7,5 |
| XI | 8.798 | 101,32 | 7,5 |
| XII | 8.309 | 95,69 | 6,6 |

**Semana Media**

| | I.M.D. | % I.M.D. | % Pes. |
|-------|--------|----------|--------|
| Lu | 9.184 | 105,77 | 8,2 |
| Ma | 9.021 | 103,89 | 8,8 |
| Me/Mi | 9.160 | 105,49 | 8,7 |
| Xo/Ju | 9.186 | 105,79 | 8,7 |
| Ve/Vi | 9.858 | 113,53 | 8,1 |
| Sa | 7.557 | 87,03 | 4,5 |
| Do | 7.453 | 85,83 | 2,7 |
| Lab | 9.282 | 106,90 | 8,5 |
| Fes | 7.245 | 83,44 | 2,8 |

**Día Medio**

| | Lab. | Fes. | Medio |
|----|--------------|--------------|--------------|
| 00 | 58 | 147 | 82 |
| 01 | 33 | 109 | 54 |
| 02 | 21 | 81 | 37 |
| 03 | 19 | 67 | 33 |
| 04 | 48 | 70 | 53 |
| 05 | 112 | 84 | 102 |
| 06 | 376 | 107 | 295 |
| 07 | 585 | 138 | 455 |
| 08 | 605 | 190 | 489 |
| 09 | 539 | 275 | 471 |
| 10 | 514 | 379 | 485 |
| 11 | 503 | 469 | 498 |
| 12 | 550 | 508 | 538 |
| 13 | 579 | 451 | 544 |
| 14 | 571 | 351 | 510 |
| 15 | 548 | 357 | 497 |
| 16 | 521 | 425 | 495 |
| 17 | 536 | 473 | 513 |
| 18 | 634 | 588 | 605 |
| 19 | 674 | 641 | 644 |
| 20 | 550 | 546 | 540 |
| 21 | 376 | 389 | 381 |
| 22 | 215 | 252 | 230 |
| 23 | 115 | 148 | 132 |
| | 9.282 | 7.245 | 8.683 |



Estación: **AC-544(8)**Tipo: **NOVA/NUEVA**

MEMORIA DE AFOROS 2007

Anterior:

Rede/Red: **PB**

Nome/Nombre:

Variante Negreira

IMD:

4.481I₃₀:**388**

Treito/Tramo:

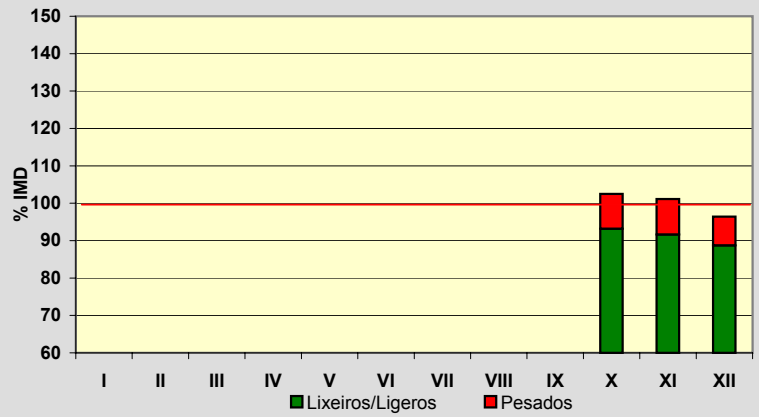
Negreira (AC-447) - Enl. Este Negreira

% Pes.:

8,8I₁₅₀:**343**

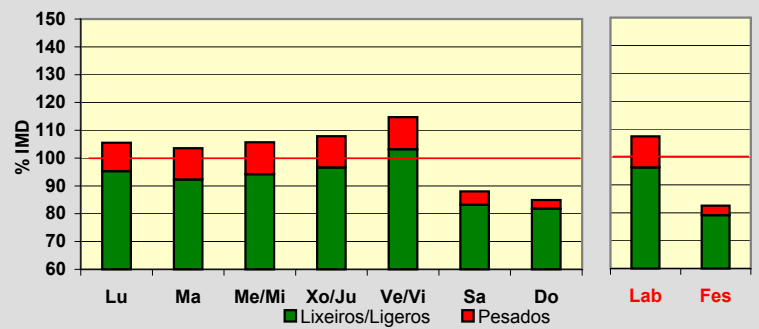
Variación Mensual

| | I.M.D. | % I.M.D. | % Pes. |
|------|--------|----------|--------|
| I | | | |
| II | | | |
| III | | | |
| IV | | | |
| V | | | |
| VI | | | |
| VII | | | |
| VIII | | | |
| IX | | | |
| X | 4.593 | 102,50 | 9,1 |
| XI | 4.531 | 101,12 | 9,4 |
| XII | 4.321 | 96,43 | 8,0 |



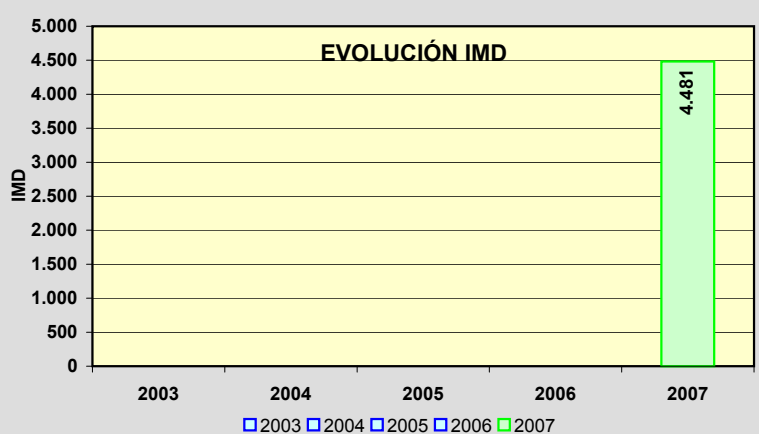
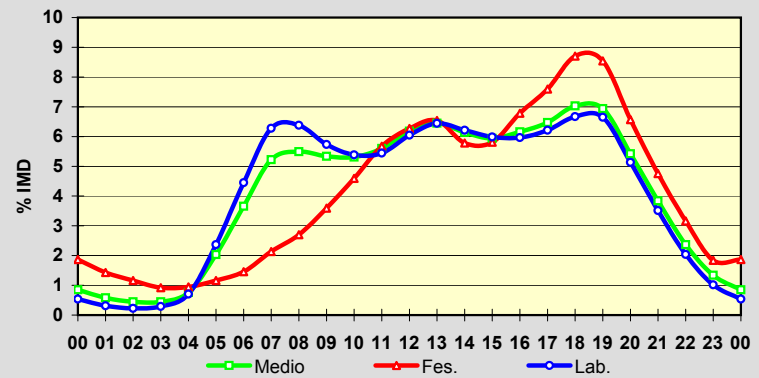
Semana Media

| | I.M.D. | % I.M.D. | % Pes. |
|-------|--------|----------|--------|
| Lu | 4.728 | 105,51 | 9,7 |
| Ma | 4.641 | 103,57 | 10,9 |
| Me/Mi | 4.737 | 105,71 | 10,9 |
| Xo/Ju | 4.835 | 107,90 | 10,5 |
| Ve/VI | 5.142 | 114,75 | 10,1 |
| Sa | 3.944 | 88,02 | 5,5 |
| Do | 3.804 | 84,89 | 3,6 |
| Lab | 4.812 | 107,39 | 10,4 |
| Fes | 3.700 | 82,57 | 4,2 |



Día Medio

| | Lab. | Fes. | Medio |
|----|--------------|--------------|--------------|
| 00 | 26 | 69 | 38 |
| 01 | 15 | 53 | 26 |
| 02 | 11 | 43 | 20 |
| 03 | 14 | 34 | 20 |
| 04 | 34 | 35 | 34 |
| 05 | 114 | 43 | 91 |
| 06 | 214 | 54 | 164 |
| 07 | 302 | 79 | 234 |
| 08 | 307 | 100 | 246 |
| 09 | 276 | 133 | 239 |
| 10 | 259 | 170 | 238 |
| 11 | 262 | 210 | 251 |
| 12 | 291 | 232 | 277 |
| 13 | 310 | 242 | 289 |
| 14 | 299 | 214 | 275 |
| 15 | 288 | 215 | 266 |
| 16 | 287 | 251 | 276 |
| 17 | 299 | 281 | 290 |
| 18 | 321 | 322 | 315 |
| 19 | 320 | 316 | 311 |
| 20 | 247 | 243 | 243 |
| 21 | 169 | 176 | 172 |
| 22 | 98 | 117 | 106 |
| 23 | 49 | 68 | 60 |
| | 4.812 | 3.700 | 4.481 |



Estación: **AC-548(0)**Tipo: **PER****MEMORIA DE AFOROS 2007**Anterior: **SC-10(1)**Rede/Red: **PB**

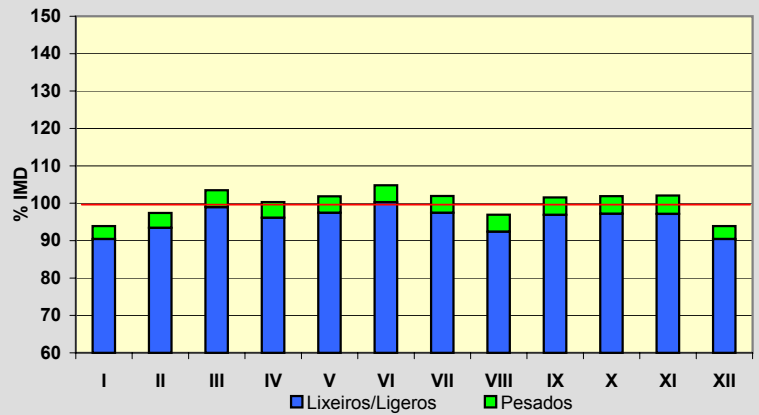
Nome/Nombre:

Vidán (AC-548)IMD: **23.629** I₃₀: **2.073**

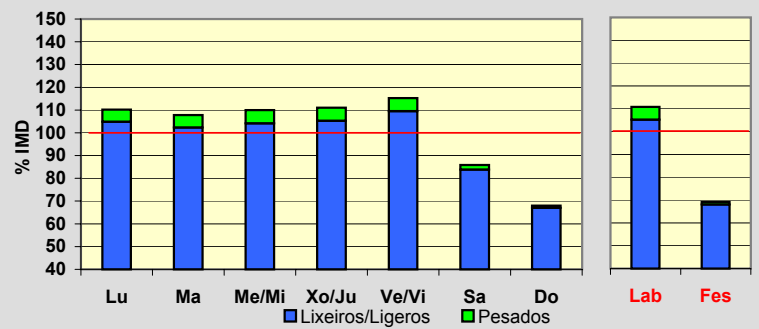
Treito/Tramo:

A Rocha (N-550) - Vidán (AC-543)% Pes.: **4,3** I₁₅₀: **1.980****Variación Mensual**

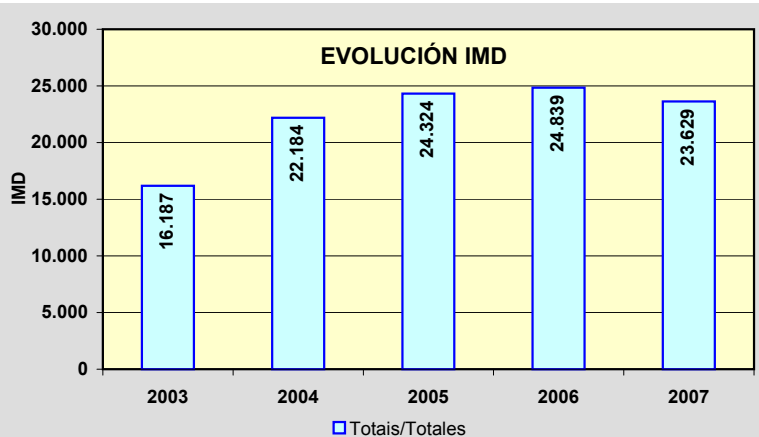
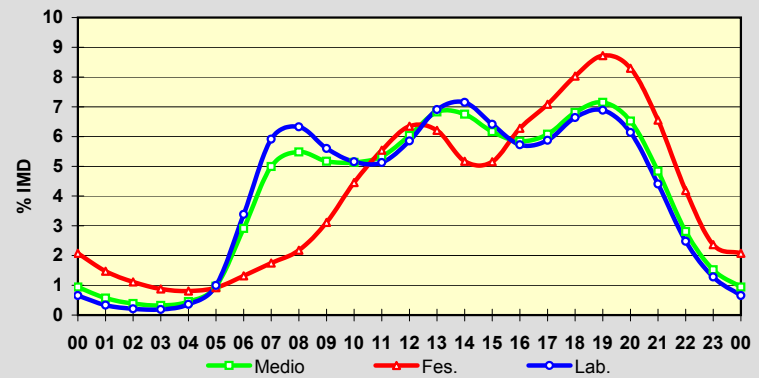
| | I.M.D. | % I.M.D. | % Pes. |
|------|--------|----------|--------|
| I | 22.189 | 93,91 | 3,7 |
| II | 23.015 | 97,40 | 4,1 |
| III | 24.452 | 103,48 | 4,4 |
| IV | 23.706 | 100,33 | 4,2 |
| V | 24.064 | 101,84 | 4,3 |
| VI | 24.762 | 104,79 | 4,3 |
| VII | 24.084 | 101,93 | 4,4 |
| VIII | 22.906 | 96,94 | 4,7 |
| IX | 24.001 | 101,57 | 4,6 |
| X | 24.074 | 101,88 | 4,6 |
| XI | 24.114 | 102,05 | 4,8 |
| XII | 22.187 | 93,90 | 3,7 |

**Semana Media**

| | I.M.D. | % I.M.D. | % Pes. |
|-------|--------|----------|--------|
| Lu | 26.043 | 110,22 | 4,9 |
| Ma | 25.468 | 107,78 | 5,1 |
| Me/Mi | 25.981 | 109,95 | 5,3 |
| Xo/Ju | 26.232 | 111,02 | 5,2 |
| Ve/Vi | 27.232 | 115,25 | 5,0 |
| Sa | 20.291 | 85,87 | 2,4 |
| Do | 16.060 | 67,97 | 1,4 |
| Lab | 26.190 | 110,84 | 5,1 |
| Fes | 16.347 | 69,18 | 1,6 |

**Día Medio**

| | Lab. | Fes. | Medio |
|----|---------------|---------------|---------------|
| 00 | 172 | 339 | 222 |
| 01 | 88 | 241 | 135 |
| 02 | 55 | 182 | 92 |
| 03 | 49 | 143 | 76 |
| 04 | 95 | 132 | 107 |
| 05 | 261 | 150 | 229 |
| 06 | 886 | 215 | 688 |
| 07 | 1.548 | 286 | 1.180 |
| 08 | 1.657 | 356 | 1.295 |
| 09 | 1.466 | 509 | 1.221 |
| 10 | 1.350 | 728 | 1.212 |
| 11 | 1.342 | 906 | 1.260 |
| 12 | 1.533 | 1.038 | 1.426 |
| 13 | 1.809 | 1.015 | 1.613 |
| 14 | 1.873 | 845 | 1.595 |
| 15 | 1.680 | 842 | 1.457 |
| 16 | 1.499 | 1.026 | 1.381 |
| 17 | 1.539 | 1.158 | 1.436 |
| 18 | 1.739 | 1.313 | 1.609 |
| 19 | 1.803 | 1.425 | 1.689 |
| 20 | 1.607 | 1.356 | 1.540 |
| 21 | 1.154 | 1.071 | 1.143 |
| 22 | 649 | 684 | 663 |
| 23 | 336 | 387 | 360 |
| | 26.190 | 16.347 | 23.629 |



Estación: **AC-550(43)**Tipo: **NOVA/NUEVA**

MEMORIA DE AFOROS 2007

Anterior:

Rede/Red: **PB**

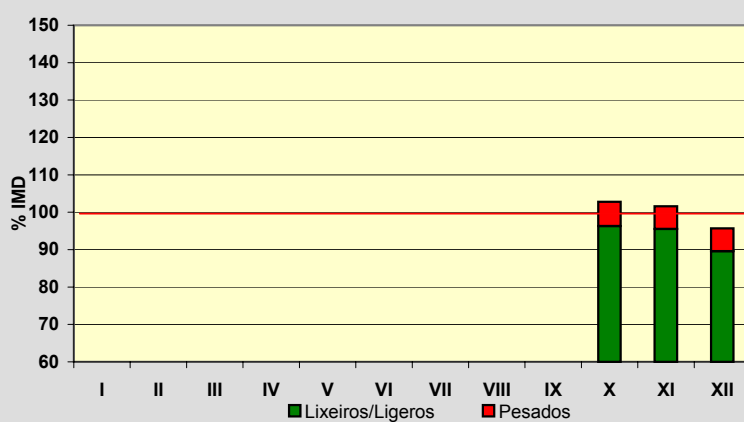
Nome/Nombre:

SerresIMD: **2.984** I₃₀: **267**

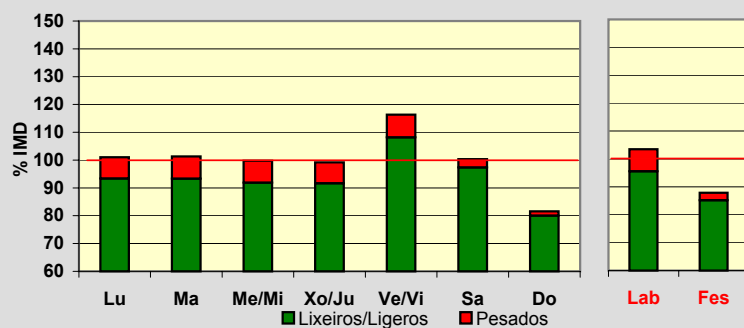
Treito/Tramo:

Muros - Serra de Outes (CP-3404)% Pes.: **6,2** I₁₅₀: **233****Variación Mensual**

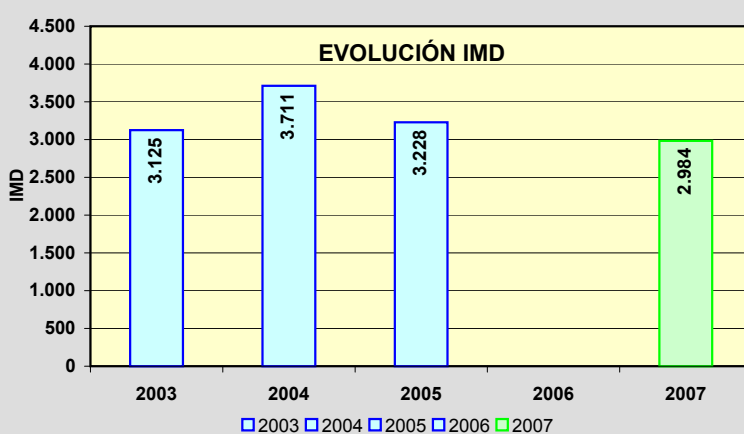
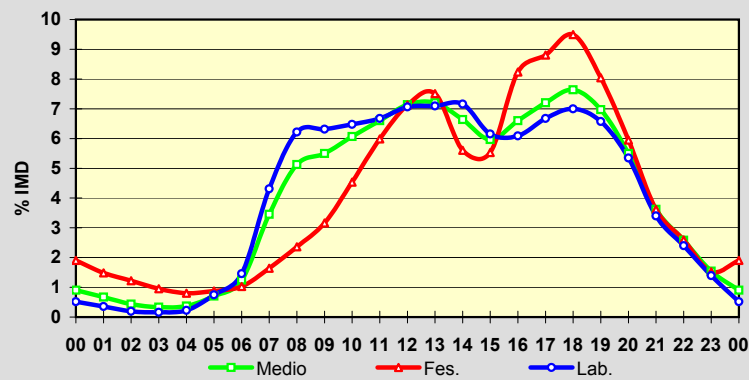
| | I.M.D. | % I.M.D. | % Pes. |
|------|--------|----------|--------|
| I | | | |
| II | | | |
| III | | | |
| IV | | | |
| V | | | |
| VI | | | |
| VII | | | |
| VIII | | | |
| IX | | | |
| X | 3.067 | 102,78 | 6,3 |
| XI | 3.032 | 101,61 | 6,0 |
| XII | 2.855 | 95,68 | 6,4 |

**Semana Media**

| | I.M.D. | % I.M.D. | % Pes. |
|-------|--------|----------|--------|
| Lu | 3.015 | 101,04 | 7,6 |
| Ma | 3.023 | 101,31 | 7,9 |
| Me/Mi | 2.977 | 99,77 | 7,9 |
| Xo/Ju | 2.959 | 99,16 | 7,6 |
| Ve/Vi | 3.471 | 116,32 | 7,0 |
| Sa | 2.994 | 100,34 | 3,0 |
| Do | 2.435 | 81,60 | 1,9 |
| Lab | 3.087 | 103,45 | 7,6 |
| Fes | 2.623 | 87,90 | 3,1 |

**Día Medio**

| | Lab. | Fes. | Medio |
|----|--------------|--------------|--------------|
| 00 | 16 | 50 | 27 |
| 01 | 11 | 39 | 20 |
| 02 | 6 | 32 | 13 |
| 03 | 5 | 25 | 10 |
| 04 | 7 | 21 | 11 |
| 05 | 23 | 23 | 21 |
| 06 | 45 | 27 | 37 |
| 07 | 133 | 43 | 103 |
| 08 | 192 | 62 | 153 |
| 09 | 195 | 83 | 164 |
| 10 | 200 | 119 | 181 |
| 11 | 206 | 157 | 197 |
| 12 | 218 | 187 | 213 |
| 13 | 219 | 197 | 215 |
| 14 | 221 | 147 | 198 |
| 15 | 190 | 145 | 178 |
| 16 | 188 | 216 | 197 |
| 17 | 206 | 231 | 215 |
| 18 | 216 | 249 | 228 |
| 19 | 203 | 211 | 208 |
| 20 | 165 | 156 | 164 |
| 21 | 105 | 95 | 108 |
| 22 | 74 | 68 | 77 |
| 23 | 43 | 40 | 46 |
| | 3.087 | 2.623 | 2.984 |



Estación: **AC-550(85)**Tipo: **COM**

MEMORIA DE AFOROS 2007

Anterior: **C-550c(64)**Rede/Red: **PB**

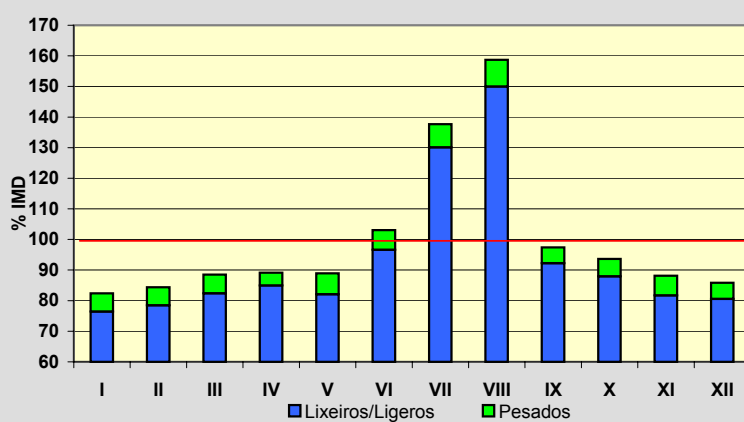
Nome/Nombre:

Porto do SonIMD: **5.787** I₃₀: **769**

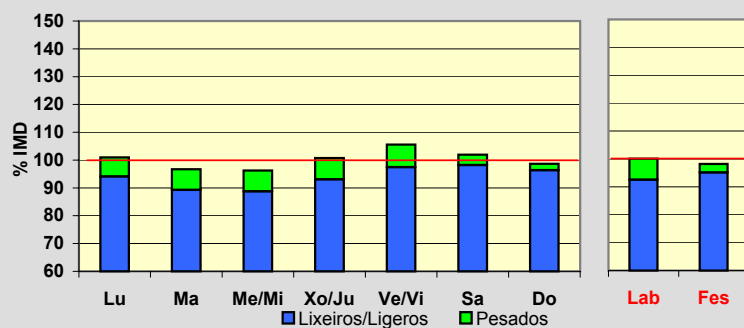
Treito/Tramo:

Noia (AC-311) - Porto do Son% Pes.: **6,2** I₁₅₀: **662****Variación Mensual**

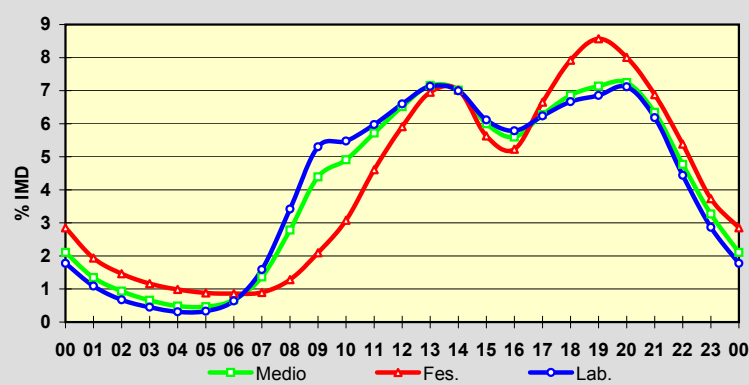
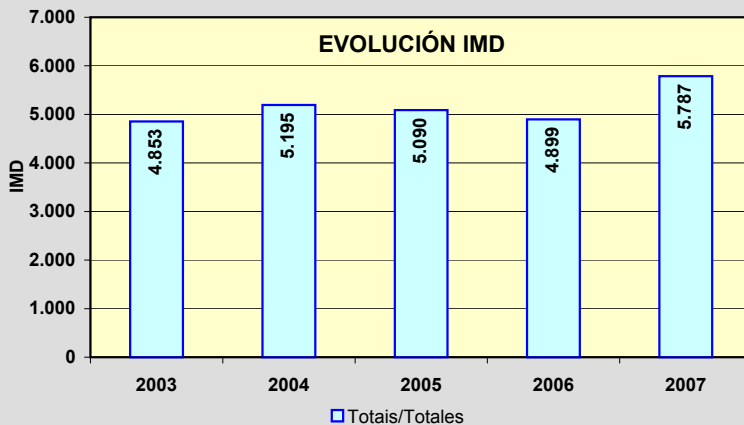
| | I.M.D. | % I.M.D. | % Pes. |
|------|--------|----------|--------|
| I | 4.767 | 82,37 | 7,2 |
| II | 4.883 | 84,38 | 7,0 |
| III | 5.121 | 88,49 | 6,9 |
| IV | 5.158 | 89,13 | 4,7 |
| V | 5.147 | 88,94 | 7,7 |
| VI | 5.962 | 103,02 | 6,2 |
| VII | 7.966 | 137,65 | 5,5 |
| VIII | 9.183 | 158,68 | 5,5 |
| IX | 5.637 | 97,41 | 5,3 |
| X | 5.418 | 93,62 | 6,1 |
| XI | 5.100 | 88,13 | 7,3 |
| XII | 4.969 | 85,86 | 6,2 |

**Semana Media**

| | I.M.D. | % I.M.D. | % Pes. |
|-------|--------|----------|--------|
| Lu | 5.843 | 100,97 | 6,8 |
| Ma | 5.598 | 96,73 | 7,7 |
| Me/Mi | 5.571 | 96,27 | 7,8 |
| Xo/Ju | 5.830 | 100,74 | 7,6 |
| Ve/Vi | 6.111 | 105,60 | 7,7 |
| Sa | 5.901 | 101,97 | 3,7 |
| Do | 5.709 | 98,65 | 2,3 |
| Lab | 5.791 | 100,07 | 7,5 |
| Fes | 5.682 | 98,19 | 3,1 |

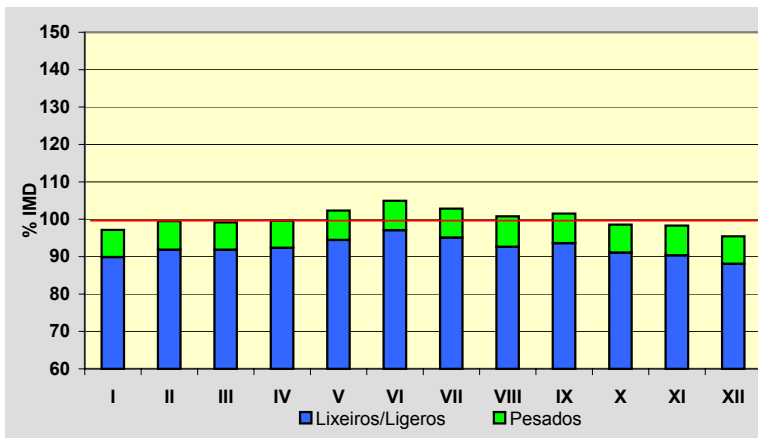
**Día Medio**

| | Lab. | Fes. | Medio |
|----|--------------|--------------|--------------|
| 00 | 103 | 162 | 122 |
| 01 | 63 | 110 | 78 |
| 02 | 39 | 83 | 54 |
| 03 | 26 | 66 | 38 |
| 04 | 18 | 56 | 28 |
| 05 | 19 | 50 | 27 |
| 06 | 37 | 49 | 39 |
| 07 | 92 | 51 | 79 |
| 08 | 198 | 73 | 161 |
| 09 | 307 | 119 | 254 |
| 10 | 317 | 175 | 284 |
| 11 | 346 | 262 | 331 |
| 12 | 382 | 336 | 377 |
| 13 | 413 | 395 | 414 |
| 14 | 405 | 399 | 406 |
| 15 | 354 | 320 | 347 |
| 16 | 335 | 297 | 324 |
| 17 | 361 | 378 | 363 |
| 18 | 386 | 450 | 397 |
| 19 | 397 | 487 | 413 |
| 20 | 412 | 455 | 419 |
| 21 | 358 | 391 | 367 |
| 22 | 257 | 306 | 276 |
| 23 | 166 | 212 | 189 |
| | 5.791 | 5.682 | 5.787 |

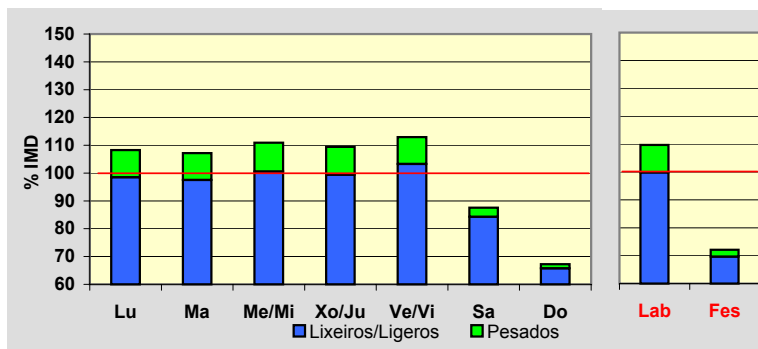
**EVOLUCIÓN IMD**

Estación: **AC-552(5)**Tipo: **COM****MEMORIA DE AFOROS 2007**Anterior: **AC-410(5)**Rede/Red: **PB**Nome/Nombre: **A Maceira (Arteixo)**IMD: **20.016** I₃₀: **1.604**Treito/Tramo: **Enl. AG-55 - Glor. de Sabón (AC-415)**% Pes.: **7,7** I₁₅₀: **1.545****Variación Mensual**

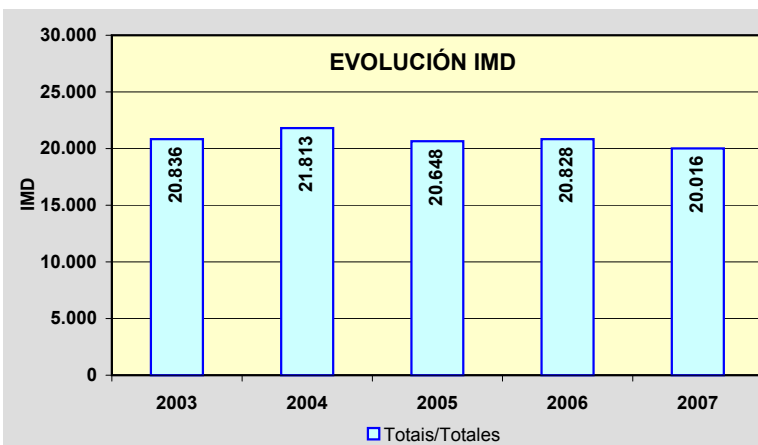
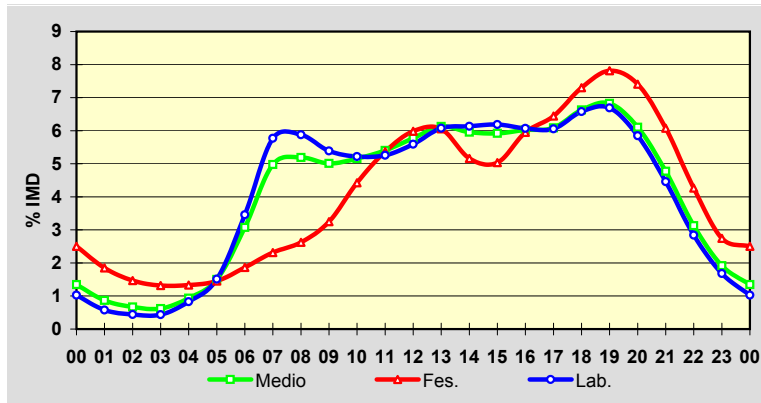
| | I.M.D. | % I.M.D. | % Pes. |
|------|--------|----------|--------|
| I | 19.447 | 97,16 | 7,5 |
| II | 19.919 | 99,52 | 7,7 |
| III | 19.848 | 99,16 | 7,4 |
| IV | 19.937 | 99,61 | 7,3 |
| V | 20.478 | 102,31 | 7,7 |
| VI | 21.004 | 104,94 | 7,5 |
| VII | 20.581 | 102,82 | 7,5 |
| VIII | 20.171 | 100,77 | 8,1 |
| IX | 20.320 | 101,52 | 7,8 |
| X | 19.727 | 98,56 | 7,6 |
| XI | 19.677 | 98,31 | 8,1 |
| XII | 19.100 | 95,42 | 7,7 |

**Semana Media**

| | I.M.D. | % I.M.D. | % Pes. |
|-------|--------|----------|--------|
| Lu | 21.669 | 108,26 | 9,0 |
| Ma | 21.449 | 107,16 | 9,0 |
| Me/Mi | 22.200 | 110,91 | 9,3 |
| Xo/Ju | 21.898 | 109,40 | 9,1 |
| Ve/Vi | 22.612 | 112,97 | 8,6 |
| Sa | 17.531 | 87,58 | 3,8 |
| Do | 13.458 | 67,24 | 2,2 |
| Lab | 21.964 | 109,73 | 9,0 |
| Fes | 14.436 | 72,12 | 3,4 |

**Día Medio**

| | Lab. | Fes. | Medio |
|----|---------------|---------------|---------------|
| 00 | 225 | 361 | 269 |
| 01 | 127 | 267 | 173 |
| 02 | 97 | 212 | 134 |
| 03 | 96 | 190 | 124 |
| 04 | 182 | 192 | 187 |
| 05 | 332 | 210 | 300 |
| 06 | 759 | 269 | 615 |
| 07 | 1.268 | 334 | 996 |
| 08 | 1.291 | 379 | 1.039 |
| 09 | 1.184 | 469 | 1.003 |
| 10 | 1.146 | 639 | 1.032 |
| 11 | 1.155 | 775 | 1.081 |
| 12 | 1.228 | 864 | 1.156 |
| 13 | 1.334 | 874 | 1.227 |
| 14 | 1.347 | 745 | 1.192 |
| 15 | 1.359 | 727 | 1.185 |
| 16 | 1.333 | 859 | 1.205 |
| 17 | 1.330 | 930 | 1.218 |
| 18 | 1.445 | 1.054 | 1.327 |
| 19 | 1.470 | 1.128 | 1.366 |
| 20 | 1.284 | 1.069 | 1.222 |
| 21 | 979 | 877 | 955 |
| 22 | 624 | 616 | 626 |
| 23 | 369 | 396 | 384 |
| | 21.964 | 14.436 | 20.016 |



Estación: **AC-552(23)**Tipo: **PER**

MEMORIA DE AFOROS 2007

Anterior: **C-552(25)**Rede/Red: **PB**

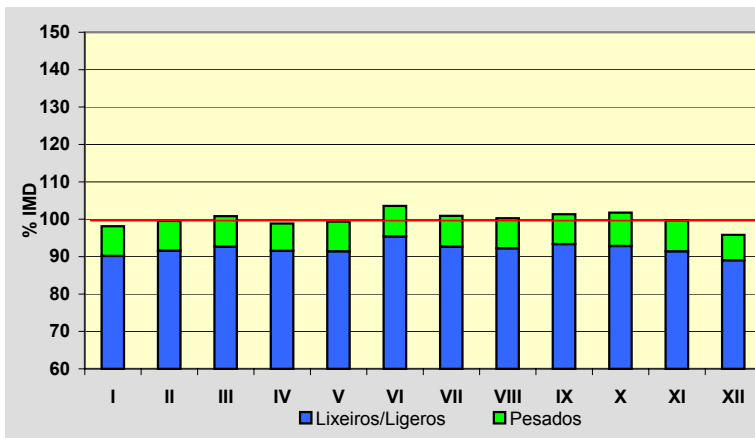
Nome/Nombre:

CabovilañoIMD: **13.383** I₃₀: **1.241**

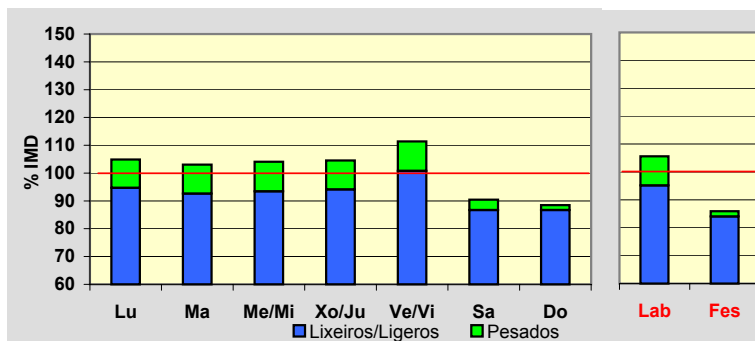
Treito/Tramo:

Enl. AG-55 - Ramal Enl. AG-55% Pes.: **8,0** I₁₅₀: **1.191****Variación Mensual**

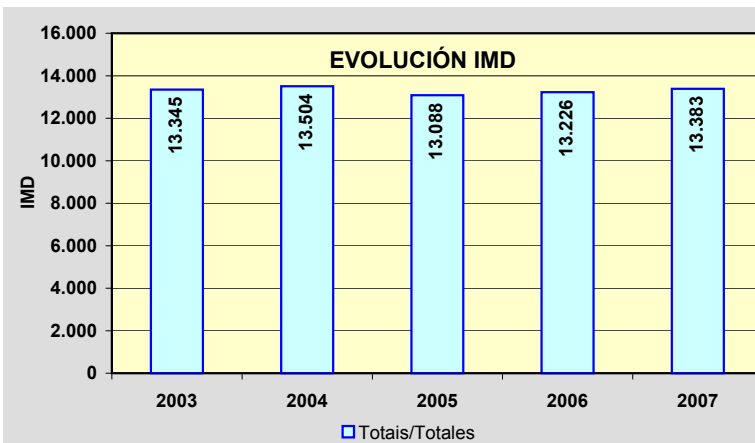
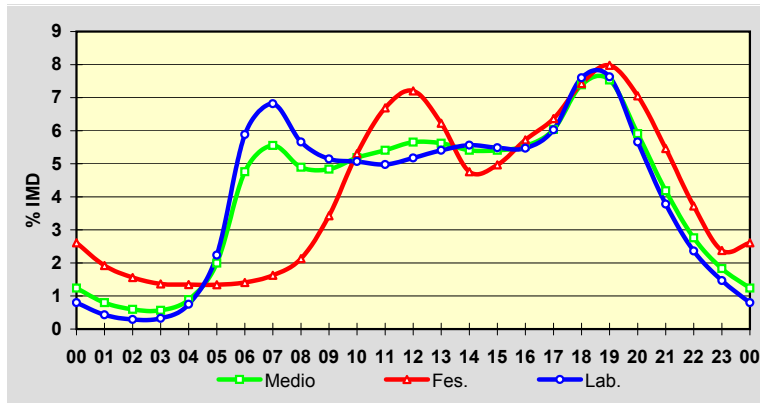
| | I.M.D. | % I.M.D. | % Pes. |
|------|--------|----------|--------|
| I | 13.133 | 98,13 | 8,1 |
| II | 13.321 | 99,54 | 8,0 |
| III | 13.495 | 100,84 | 8,1 |
| IV | 13.232 | 98,87 | 7,4 |
| V | 13.297 | 99,36 | 8,0 |
| VI | 13.862 | 103,58 | 7,9 |
| VII | 13.507 | 100,93 | 8,2 |
| VIII | 13.417 | 100,25 | 8,0 |
| IX | 13.564 | 101,35 | 7,9 |
| X | 13.620 | 101,77 | 8,8 |
| XI | 13.340 | 99,68 | 8,3 |
| XII | 12.821 | 95,80 | 7,1 |

**Semana Media**

| | I.M.D. | % I.M.D. | % Pes. |
|-------|--------|----------|--------|
| Lu | 14.035 | 104,87 | 9,7 |
| Ma | 13.787 | 103,02 | 10,1 |
| Me/Mi | 13.926 | 104,06 | 10,2 |
| Xo/Ju | 13.993 | 104,56 | 10,0 |
| Ve/Vi | 14.910 | 111,41 | 9,5 |
| Sa | 12.100 | 90,41 | 4,1 |
| Do | 11.840 | 88,47 | 2,0 |
| Lab | 14.131 | 105,59 | 9,9 |
| Fes | 11.496 | 85,90 | 2,2 |

**Día Medio**

| | Lab. | Fes. | Medio |
|----|---------------|---------------|---------------|
| 00 | 113 | 300 | 166 |
| 01 | 61 | 221 | 107 |
| 02 | 41 | 179 | 80 |
| 03 | 46 | 157 | 76 |
| 04 | 106 | 155 | 119 |
| 05 | 316 | 154 | 267 |
| 06 | 831 | 162 | 637 |
| 07 | 963 | 187 | 743 |
| 08 | 800 | 245 | 655 |
| 09 | 727 | 394 | 647 |
| 10 | 716 | 610 | 694 |
| 11 | 703 | 769 | 724 |
| 12 | 731 | 828 | 757 |
| 13 | 764 | 716 | 752 |
| 14 | 786 | 547 | 724 |
| 15 | 775 | 571 | 724 |
| 16 | 773 | 658 | 741 |
| 17 | 852 | 732 | 808 |
| 18 | 1.074 | 854 | 989 |
| 19 | 1.078 | 917 | 1.008 |
| 20 | 800 | 811 | 791 |
| 21 | 534 | 628 | 560 |
| 22 | 334 | 428 | 369 |
| 23 | 207 | 273 | 245 |
| | 14.131 | 11.496 | 13.383 |



Estación: **AC-552(35)**Tipo: **PER**

MEMORIA DE AFOROS 2007

Anterior: **C-552(36)**Rede/Red: **PB**

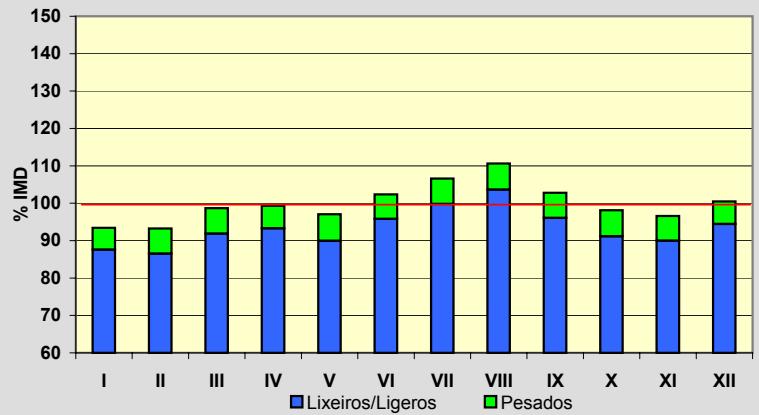
Nome/Nombre:

CoristancoIMD: **15.983** I₃₀: **1.478**

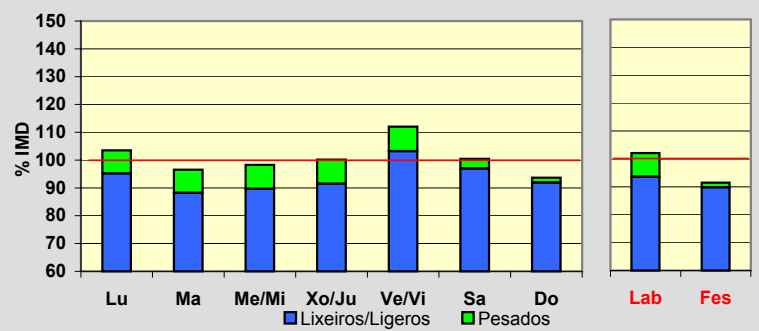
Treito/Tramo:

Enl. Carballo Sur (AG-55) - Coristanco (CP-1912)% Pes.: **6,6** I₁₅₀: **1.390****Variación Mensual**

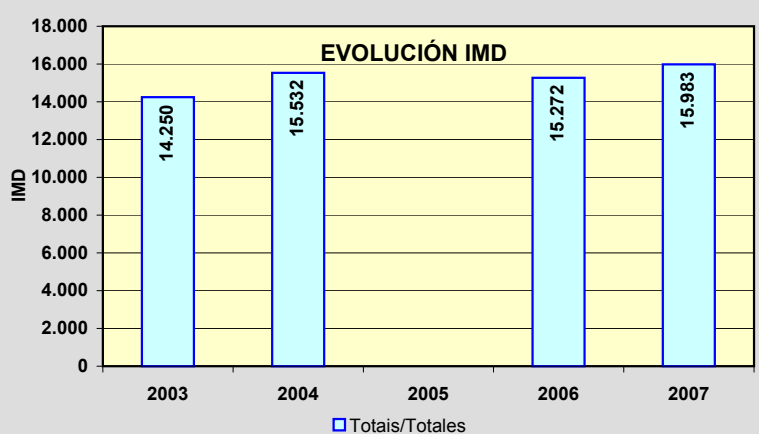
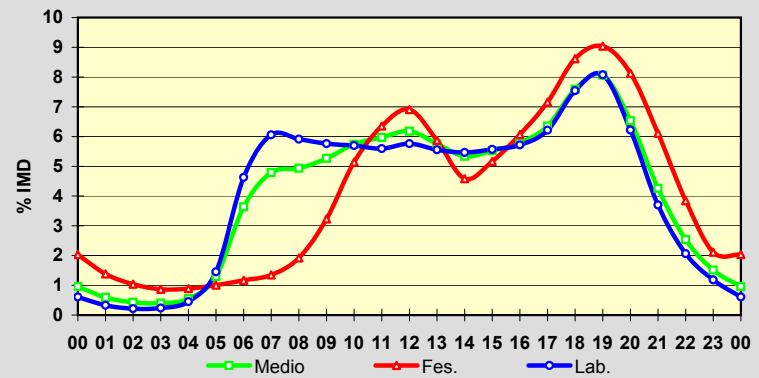
| | I.M.D. | % I.M.D. | % Pes. |
|------|--------|----------|--------|
| I | 14.929 | 93,41 | 6,2 |
| II | 14.906 | 93,26 | 7,2 |
| III | 15.774 | 98,69 | 6,9 |
| IV | 15.878 | 99,34 | 6,1 |
| V | 15.513 | 97,06 | 7,3 |
| VI | 16.362 | 102,37 | 6,4 |
| VII | 17.042 | 106,63 | 6,4 |
| VIII | 17.680 | 110,62 | 6,3 |
| IX | 16.427 | 102,78 | 6,5 |
| X | 15.683 | 98,12 | 7,1 |
| XI | 15.437 | 96,58 | 6,8 |
| XII | 16.062 | 100,49 | 6,0 |

**Semana Media**

| | I.M.D. | % I.M.D. | % Pes. |
|-------|--------|----------|--------|
| Lu | 16.542 | 103,50 | 8,0 |
| Ma | 15.430 | 96,54 | 8,6 |
| Me/Mi | 15.706 | 98,27 | 8,7 |
| Xo/Ju | 16.006 | 100,14 | 8,6 |
| Ve/Vi | 17.908 | 112,04 | 7,9 |
| Sa | 16.054 | 100,44 | 3,4 |
| Do | 14.968 | 93,65 | 1,8 |
| Lab | 16.323 | 102,13 | 8,3 |
| Fes | 14.619 | 91,47 | 1,8 |

**Día Medio**

| | Lab. | Fes. | Medio |
|----|---------------|---------------|---------------|
| 00 | 99 | 297 | 153 |
| 01 | 54 | 202 | 95 |
| 02 | 35 | 152 | 69 |
| 03 | 39 | 127 | 64 |
| 04 | 74 | 130 | 88 |
| 05 | 237 | 147 | 206 |
| 06 | 755 | 171 | 581 |
| 07 | 989 | 197 | 765 |
| 08 | 965 | 281 | 788 |
| 09 | 940 | 473 | 842 |
| 10 | 930 | 752 | 917 |
| 11 | 913 | 929 | 954 |
| 12 | 940 | 1.010 | 988 |
| 13 | 907 | 859 | 920 |
| 14 | 892 | 670 | 853 |
| 15 | 909 | 755 | 883 |
| 16 | 933 | 887 | 927 |
| 17 | 1.014 | 1.047 | 1.015 |
| 18 | 1.231 | 1.260 | 1.213 |
| 19 | 1.318 | 1.321 | 1.289 |
| 20 | 1.015 | 1.188 | 1.044 |
| 21 | 604 | 893 | 681 |
| 22 | 337 | 562 | 406 |
| 23 | 193 | 309 | 242 |
| | 16.323 | 14.619 | 15.983 |



Estación: **AC-552(57)**Tipo: **COM**

MEMORIA DE AFOROS 2007

Anterior: **C-552(58)**Rede/Red: **PB**

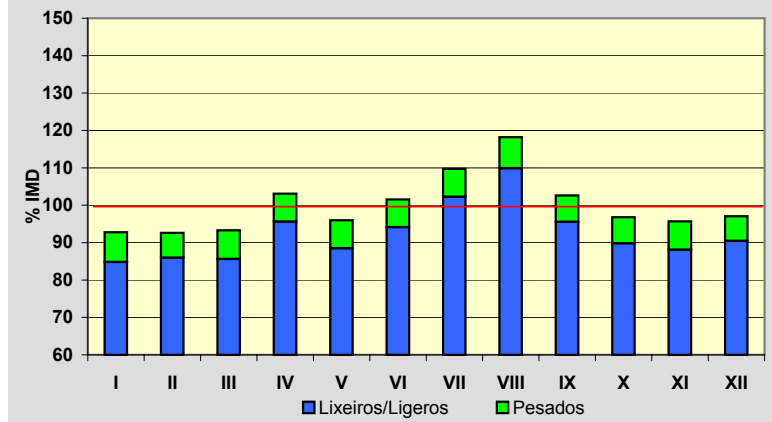
Nome/Nombre:

BaioIMD: **7.799** I₃₀: **806**

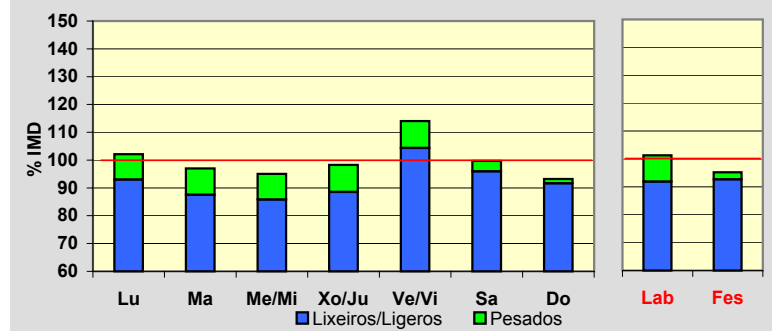
Treito/Tramo:

Agalada (AC-421) - Baio (AC-430)% Pes.: **7,4** I₁₅₀: **728****Variación Mensual**

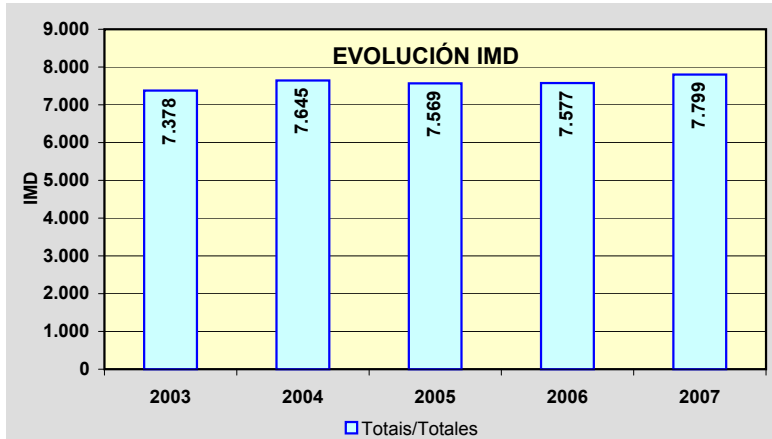
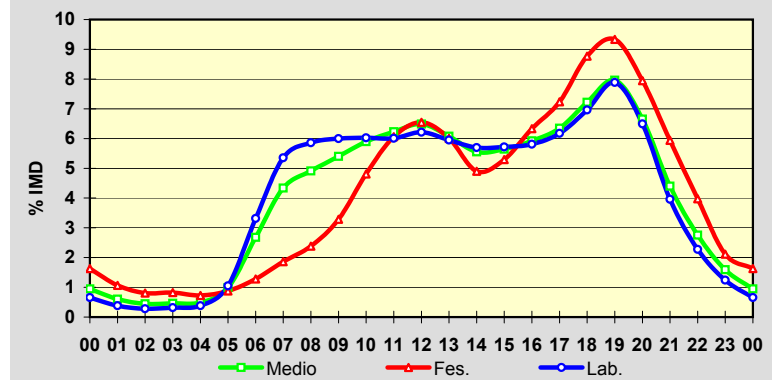
| | I.M.D. | % I.M.D. | % Pes. |
|------|--------|----------|--------|
| I | 7.237 | 92,79 | 8,6 |
| II | 7.224 | 92,63 | 7,2 |
| III | 7.275 | 93,28 | 8,2 |
| IV | 8.039 | 103,08 | 7,2 |
| V | 7.485 | 95,97 | 7,8 |
| VI | 7.920 | 101,55 | 7,3 |
| VII | 8.559 | 109,74 | 6,8 |
| VIII | 9.218 | 118,19 | 7,0 |
| IX | 8.004 | 102,63 | 6,9 |
| X | 7.549 | 96,79 | 7,2 |
| XI | 7.462 | 95,68 | 7,9 |
| XII | 7.571 | 97,08 | 6,8 |

**Semana Media**

| | I.M.D. | % I.M.D. | % Pes. |
|-------|--------|----------|--------|
| Lu | 7.963 | 102,10 | 8,9 |
| Ma | 7.563 | 96,97 | 9,7 |
| Me/Mi | 7.414 | 95,06 | 9,7 |
| Xo/Ju | 7.662 | 98,24 | 9,9 |
| Ve/VI | 8.895 | 114,05 | 8,5 |
| Sa | 7.774 | 99,68 | 3,7 |
| Do | 7.270 | 93,22 | 1,7 |
| Lab | 7.902 | 101,32 | 9,3 |
| Fes | 7.424 | 95,19 | 2,6 |

**Día Medio**

| | Lab. | Fes. | Medio |
|----|--------------|--------------|--------------|
| 00 | 52 | 121 | 74 |
| 01 | 30 | 79 | 47 |
| 02 | 22 | 60 | 35 |
| 03 | 25 | 61 | 36 |
| 04 | 30 | 54 | 38 |
| 05 | 83 | 65 | 77 |
| 06 | 262 | 95 | 209 |
| 07 | 423 | 138 | 338 |
| 08 | 463 | 177 | 383 |
| 09 | 474 | 244 | 421 |
| 10 | 476 | 357 | 460 |
| 11 | 475 | 450 | 486 |
| 12 | 491 | 486 | 506 |
| 13 | 470 | 446 | 474 |
| 14 | 450 | 364 | 433 |
| 15 | 452 | 393 | 440 |
| 16 | 459 | 470 | 462 |
| 17 | 488 | 537 | 495 |
| 18 | 550 | 651 | 563 |
| 19 | 623 | 693 | 621 |
| 20 | 513 | 590 | 519 |
| 21 | 313 | 441 | 343 |
| 22 | 180 | 295 | 215 |
| 23 | 98 | 157 | 124 |
| | 7.902 | 7.424 | 7.799 |



Estación: **AC-552(87)**Tipo: **PER****MEMORIA DE AFOROS 2007**Anterior: **C-552(90)**Rede/Red: **PB**

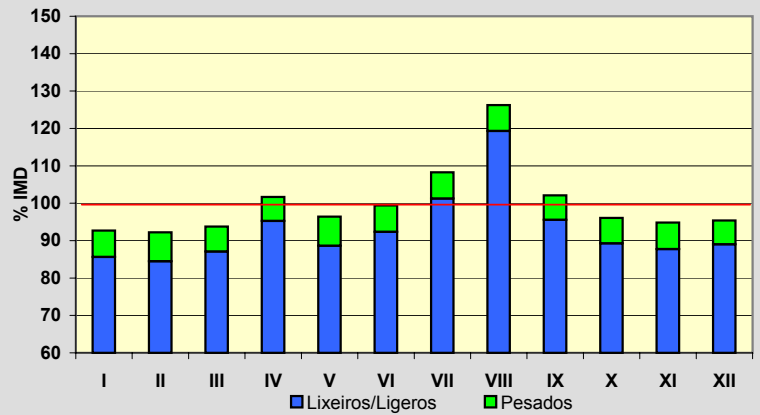
Nome/Nombre:

Cee (AC-552)IMD: **9.452** I₃₀: **950**

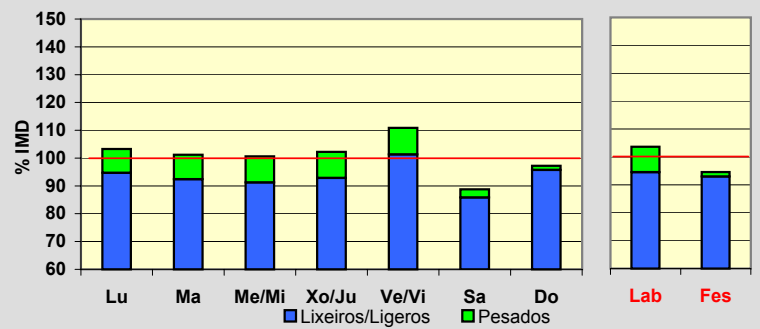
Treito/Tramo:

Dumbria (AC-199) - Cee% Pes.: **7,0** I₁₅₀: **839****Variación Mensual**

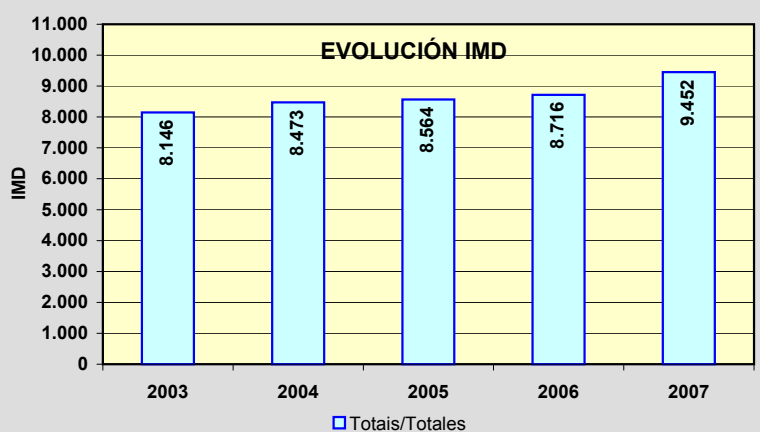
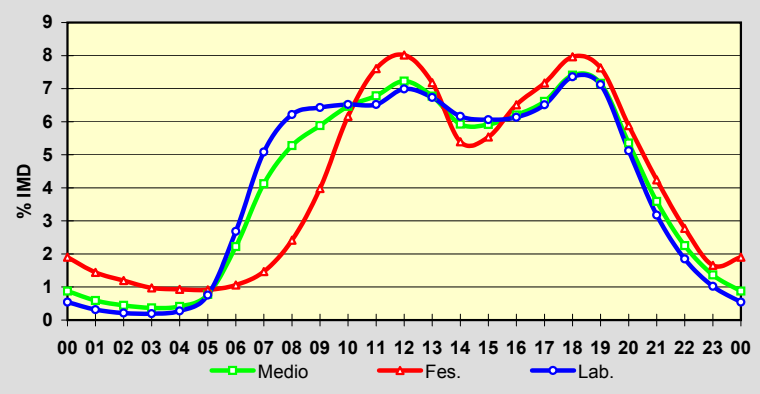
| | I.M.D. | % I.M.D. | % Pes. |
|------|--------|----------|--------|
| I | 8.762 | 92,70 | 7,6 |
| II | 8.719 | 92,25 | 8,4 |
| III | 8.863 | 93,77 | 7,1 |
| IV | 9.611 | 101,68 | 6,3 |
| V | 9.115 | 96,43 | 8,1 |
| VI | 9.398 | 99,43 | 7,1 |
| VII | 10.235 | 108,28 | 6,5 |
| VIII | 11.933 | 126,25 | 5,5 |
| IX | 9.652 | 102,12 | 6,4 |
| X | 9.083 | 96,10 | 7,1 |
| XI | 8.965 | 94,85 | 7,5 |
| XII | 9.017 | 95,40 | 6,7 |

**Semana Media**

| | I.M.D. | % I.M.D. | % Pes. |
|-------|--------|----------|--------|
| Lu | 9.762 | 103,28 | 8,3 |
| Ma | 9.565 | 101,20 | 8,7 |
| Me/Mi | 9.511 | 100,62 | 9,3 |
| Xo/Ju | 9.666 | 102,26 | 9,2 |
| Ve/Vi | 10.480 | 110,88 | 8,6 |
| Sa | 8.392 | 88,79 | 3,3 |
| Do | 9.189 | 97,22 | 1,5 |
| Lab | 9.798 | 103,66 | 8,8 |
| Fes | 8.941 | 94,59 | 1,7 |

**Día Medio**

| | Lab. | Fes. | Medio |
|----|--------------|--------------|--------------|
| 00 | 53 | 170 | 83 |
| 01 | 31 | 129 | 56 |
| 02 | 21 | 107 | 42 |
| 03 | 19 | 87 | 35 |
| 04 | 27 | 83 | 39 |
| 05 | 74 | 82 | 73 |
| 06 | 263 | 95 | 210 |
| 07 | 498 | 131 | 390 |
| 08 | 609 | 216 | 499 |
| 09 | 630 | 356 | 556 |
| 10 | 639 | 551 | 611 |
| 11 | 639 | 680 | 641 |
| 12 | 685 | 717 | 683 |
| 13 | 660 | 642 | 640 |
| 14 | 604 | 482 | 560 |
| 15 | 594 | 495 | 559 |
| 16 | 601 | 582 | 586 |
| 17 | 638 | 641 | 625 |
| 18 | 721 | 712 | 700 |
| 19 | 698 | 682 | 677 |
| 20 | 502 | 526 | 506 |
| 21 | 311 | 379 | 339 |
| 22 | 181 | 248 | 213 |
| 23 | 100 | 148 | 129 |
| | 9.798 | 8.941 | 9.452 |

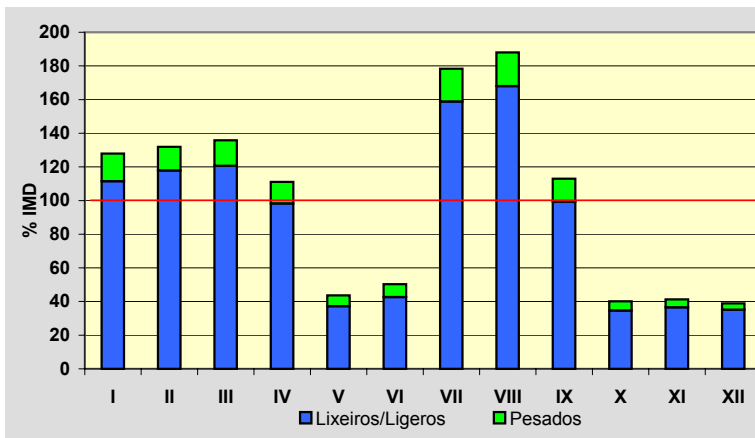


Estación: **AC-553(0)**Tipo: **COM**

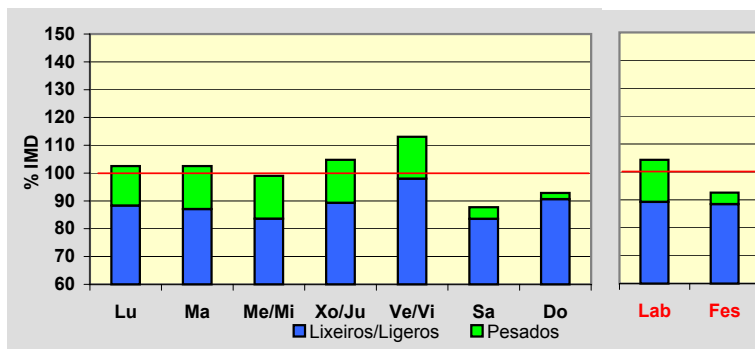
MEMORIA DE AFOROS 2007

Anterior: **AC-553(0)**Rede/Red: **PB**Nome/Nombre: **Ponte Catoira**IMD: **3.690** I₃₀: **595**Treito/Tramo: **Saída 10 (VG-1.1) - Ponte Catoira**% Pes.: **11,7** I₁₅₀: **500****Variación Mensual**

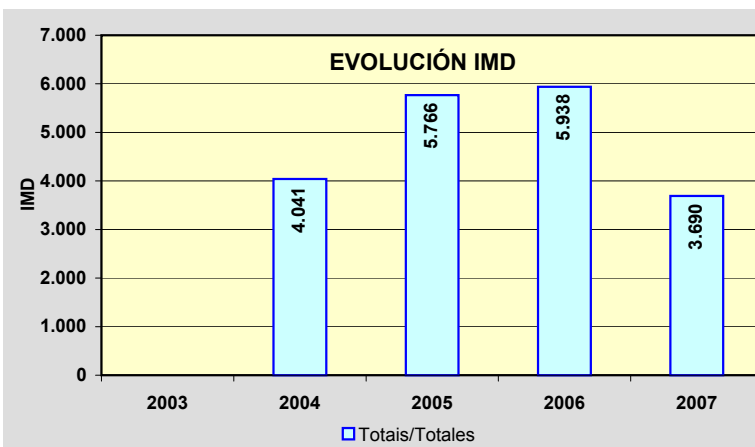
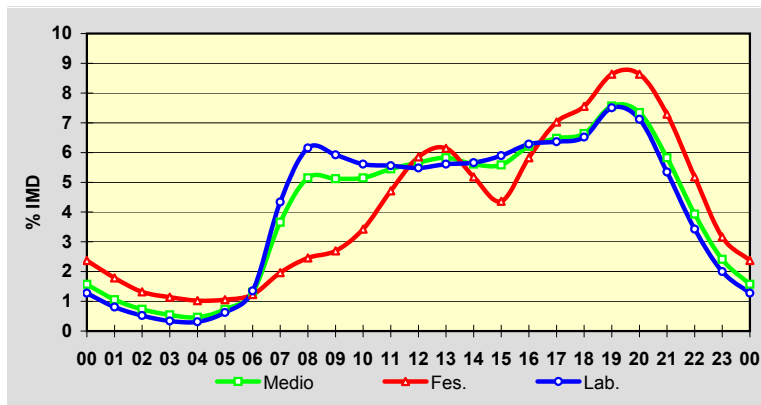
| | I.M.D. | % I.M.D. | % Pes. |
|------|--------|----------|--------|
| I | 4.721 | 127,94 | 12,9 |
| II | 4.869 | 131,95 | 10,7 |
| III | 5.011 | 135,80 | 11,2 |
| IV | 4.098 | 111,06 | 11,5 |
| V | 1.610 | 43,63 | 14,7 |
| VI | 1.856 | 50,30 | 15,3 |
| VII | 6.579 | 178,29 | 10,9 |
| VIII | 6.939 | 188,05 | 10,7 |
| IX | 4.169 | 112,98 | 12,2 |
| X | 1.480 | 40,11 | 13,6 |
| XI | 1.522 | 41,25 | 11,4 |
| XII | 1.437 | 38,94 | 10,0 |

**Semana Media**

| | I.M.D. | % I.M.D. | % Pes. |
|-------|--------|----------|--------|
| Lu | 3.784 | 102,55 | 13,9 |
| Ma | 3.783 | 102,52 | 15,1 |
| Me/Mi | 3.654 | 99,02 | 15,6 |
| Xo/Ju | 3.867 | 104,80 | 14,8 |
| Ve/Vi | 4.171 | 113,04 | 13,3 |
| Sa | 3.237 | 87,72 | 4,8 |
| Do | 3.426 | 92,85 | 2,4 |
| Lab | 3.851 | 104,36 | 14,5 |
| Fes | 3.417 | 92,60 | 4,5 |

**Día Medio**

| | Lab. | Fes. | Medio |
|----|--------------|--------------|--------------|
| 00 | 49 | 81 | 58 |
| 01 | 31 | 61 | 39 |
| 02 | 20 | 45 | 27 |
| 03 | 13 | 39 | 20 |
| 04 | 12 | 35 | 17 |
| 05 | 24 | 36 | 27 |
| 06 | 52 | 42 | 48 |
| 07 | 167 | 67 | 135 |
| 08 | 237 | 84 | 190 |
| 09 | 228 | 92 | 189 |
| 10 | 216 | 117 | 190 |
| 11 | 214 | 161 | 201 |
| 12 | 211 | 200 | 209 |
| 13 | 216 | 210 | 215 |
| 14 | 218 | 177 | 207 |
| 15 | 227 | 149 | 206 |
| 16 | 242 | 199 | 229 |
| 17 | 245 | 240 | 239 |
| 18 | 251 | 258 | 245 |
| 19 | 289 | 295 | 279 |
| 20 | 274 | 295 | 271 |
| 21 | 206 | 249 | 215 |
| 22 | 132 | 177 | 145 |
| 23 | 77 | 108 | 89 |
| | 3.851 | 3.417 | 3.690 |



Estación: **AC-564(5)**Tipo: **COM**

MEMORIA DE AFOROS 2007

Anterior:

Rede/Red: **PB**

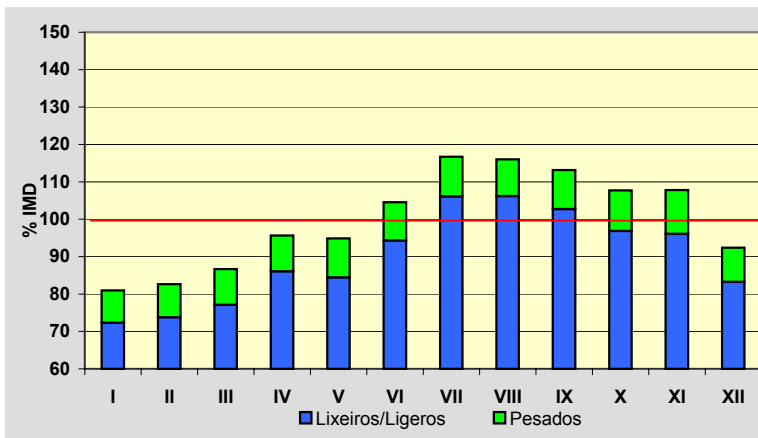
Nome/Nombre:

FonfríaIMD: **3.516** I₃₀: **437**

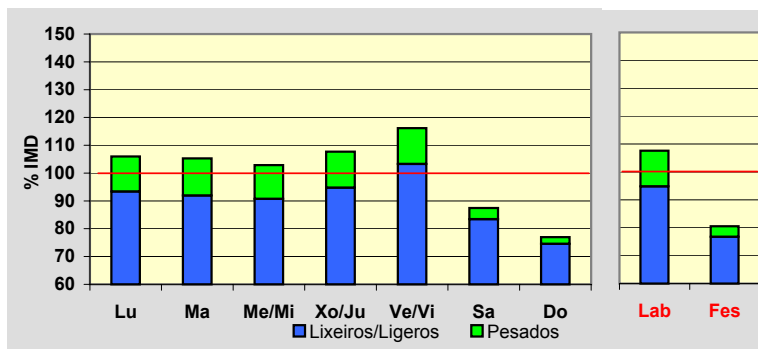
Treito/Tramo:

Cabanas (AP-9) - As Neves% Pes.: **10,0** I₁₅₀: **378****Variación Mensual**

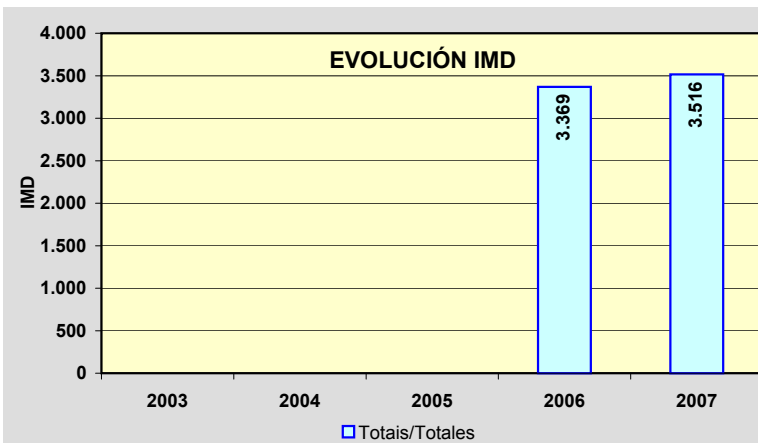
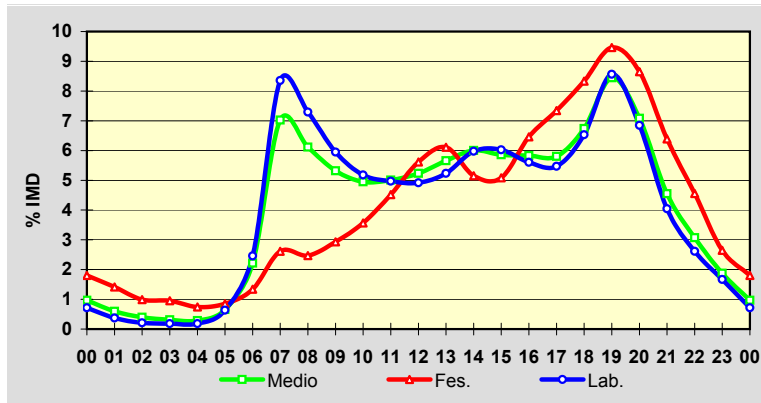
| | I.M.D. | % I.M.D. | % Pes. |
|------|--------|----------|--------|
| I | 2.847 | 80,97 | 10,7 |
| II | 2.905 | 82,62 | 10,7 |
| III | 3.047 | 86,66 | 11,0 |
| IV | 3.363 | 95,65 | 10,0 |
| V | 3.336 | 94,88 | 11,0 |
| VI | 3.676 | 104,55 | 9,8 |
| VII | 4.103 | 116,70 | 9,1 |
| VIII | 4.080 | 116,04 | 8,5 |
| IX | 3.978 | 113,14 | 9,2 |
| X | 3.787 | 107,71 | 10,1 |
| XI | 3.791 | 107,82 | 10,9 |
| XII | 3.248 | 92,38 | 9,9 |

**Semana Media**

| | I.M.D. | % I.M.D. | % Pes. |
|-------|--------|----------|--------|
| Lu | 3.726 | 105,97 | 11,9 |
| Ma | 3.702 | 105,29 | 12,7 |
| Me/Mi | 3.617 | 102,87 | 11,8 |
| Xo/Ju | 3.786 | 107,68 | 12,0 |
| Ve/Vi | 4.084 | 116,15 | 11,1 |
| Sa | 3.074 | 87,43 | 4,6 |
| Do | 2.706 | 76,96 | 3,1 |
| Lab | 3.783 | 107,59 | 11,9 |
| Fes | 2.832 | 80,55 | 4,7 |

**Día Medio**

| | Lab. | Fes. | Medio |
|----|--------------|--------------|--------------|
| 00 | 27 | 51 | 34 |
| 01 | 14 | 40 | 21 |
| 02 | 8 | 28 | 14 |
| 03 | 7 | 27 | 11 |
| 04 | 7 | 21 | 10 |
| 05 | 24 | 24 | 23 |
| 06 | 93 | 38 | 78 |
| 07 | 316 | 74 | 247 |
| 08 | 276 | 70 | 215 |
| 09 | 225 | 83 | 187 |
| 10 | 196 | 101 | 174 |
| 11 | 188 | 128 | 176 |
| 12 | 186 | 159 | 184 |
| 13 | 198 | 173 | 199 |
| 14 | 226 | 146 | 211 |
| 15 | 228 | 144 | 206 |
| 16 | 212 | 183 | 205 |
| 17 | 207 | 208 | 204 |
| 18 | 247 | 236 | 237 |
| 19 | 324 | 268 | 297 |
| 20 | 259 | 245 | 249 |
| 21 | 153 | 181 | 160 |
| 22 | 99 | 129 | 108 |
| 23 | 63 | 75 | 66 |
| | 3.783 | 2.832 | 3.516 |



Estación: **AC-564(15)**Tipo: **COM**

MEMORIA DE AFOROS 2007

Anterior: **AC-142(16)**Rede/Red: **PB**

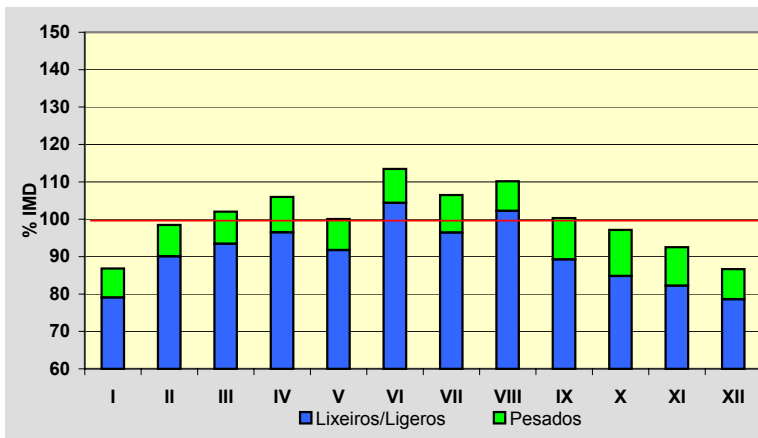
Nome/Nombre:

GoenteIMD: **4.250** I₃₀: **470**

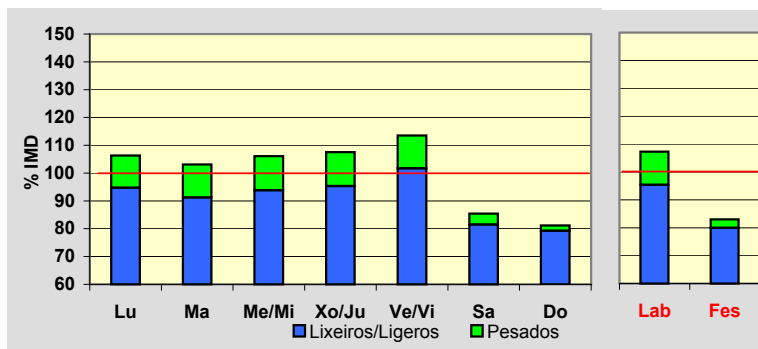
Treito/Tramo:

As Neves - Piñeiral (AC-142)% Pes.: **9,3** I₁₅₀: **420****Variación Mensual**

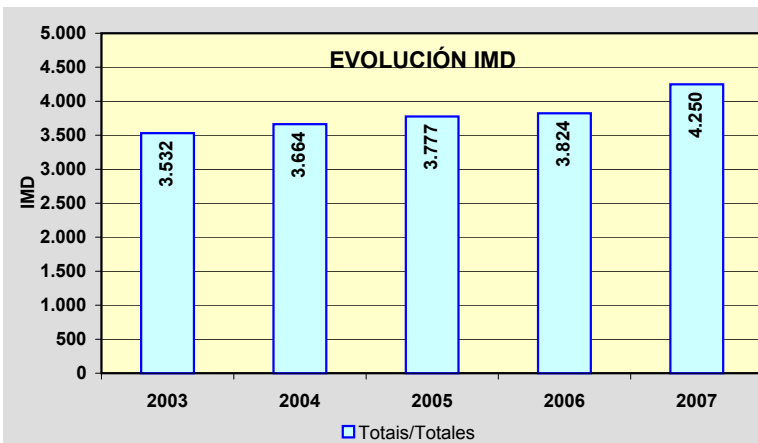
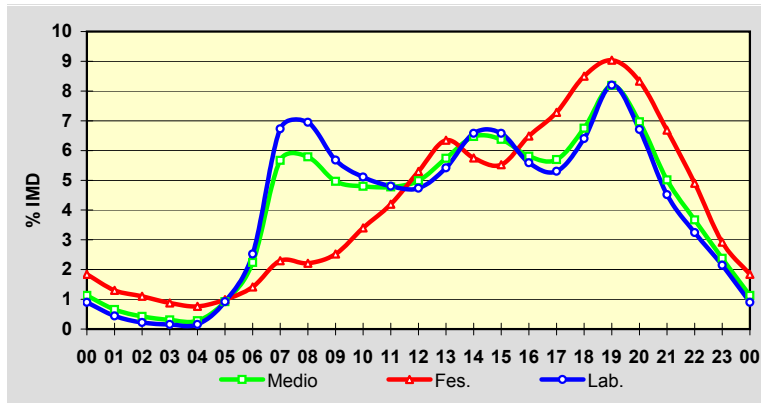
| | I.M.D. | % I.M.D. | % Pes. |
|------|--------|----------|--------|
| I | 3.690 | 86,82 | 8,9 |
| II | 4.185 | 98,47 | 8,5 |
| III | 4.337 | 102,05 | 8,4 |
| IV | 4.503 | 105,95 | 8,9 |
| V | 4.253 | 100,07 | 8,3 |
| VI | 4.821 | 113,44 | 8,0 |
| VII | 4.525 | 106,47 | 9,4 |
| VIII | 4.682 | 110,16 | 7,2 |
| IX | 4.264 | 100,33 | 11,0 |
| X | 4.129 | 97,15 | 12,7 |
| XI | 3.933 | 92,54 | 11,1 |
| XII | 3.684 | 86,68 | 9,3 |

**Semana Media**

| | I.M.D. | % I.M.D. | % Pes. |
|-------|--------|----------|--------|
| Lu | 4.519 | 106,33 | 10,9 |
| Ma | 4.383 | 103,13 | 11,5 |
| Me/Mi | 4.510 | 106,12 | 11,6 |
| Xo/Ju | 4.569 | 107,51 | 11,3 |
| Ve/VI | 4.825 | 113,53 | 10,4 |
| Sa | 3.631 | 85,44 | 4,6 |
| Do | 3.451 | 81,20 | 2,4 |
| Lab | 4.561 | 107,32 | 11,1 |
| Fes | 3.529 | 83,04 | 3,7 |

**Día Medio**

| | Lab. | Fes. | Medio |
|----|--------------|--------------|--------------|
| 00 | 41 | 65 | 48 |
| 01 | 20 | 46 | 28 |
| 02 | 10 | 39 | 18 |
| 03 | 7 | 31 | 13 |
| 04 | 7 | 27 | 12 |
| 05 | 42 | 35 | 39 |
| 06 | 115 | 50 | 95 |
| 07 | 307 | 81 | 241 |
| 08 | 317 | 78 | 246 |
| 09 | 259 | 89 | 211 |
| 10 | 233 | 120 | 204 |
| 11 | 219 | 148 | 203 |
| 12 | 216 | 187 | 212 |
| 13 | 247 | 224 | 244 |
| 14 | 300 | 203 | 275 |
| 15 | 300 | 195 | 271 |
| 16 | 255 | 229 | 247 |
| 17 | 242 | 257 | 242 |
| 18 | 292 | 300 | 287 |
| 19 | 374 | 319 | 348 |
| 20 | 306 | 294 | 296 |
| 21 | 206 | 236 | 213 |
| 22 | 148 | 173 | 156 |
| 23 | 98 | 103 | 101 |
| | 4.561 | 3.529 | 4.250 |



Estación: **AC-566(8)**Tipo: **PER**

MEMORIA DE AFOROS 2007

Anterior: **AC-113(8)**Rede/Red: **PB**

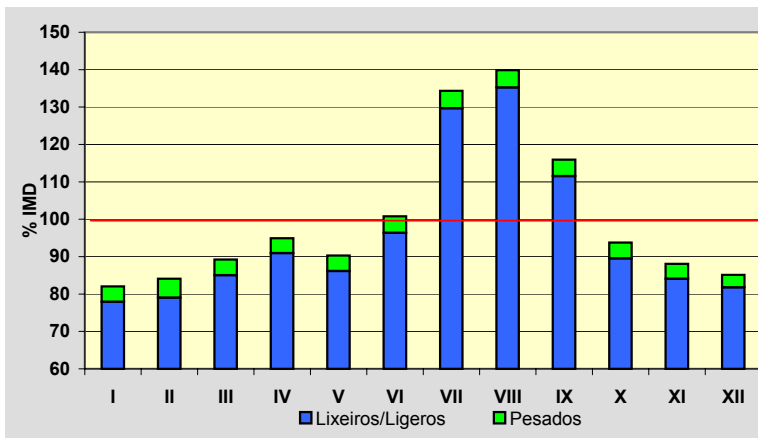
Nome/Nombre:

SerqueiroIMD: **8.220** I₃₀: **1.156**

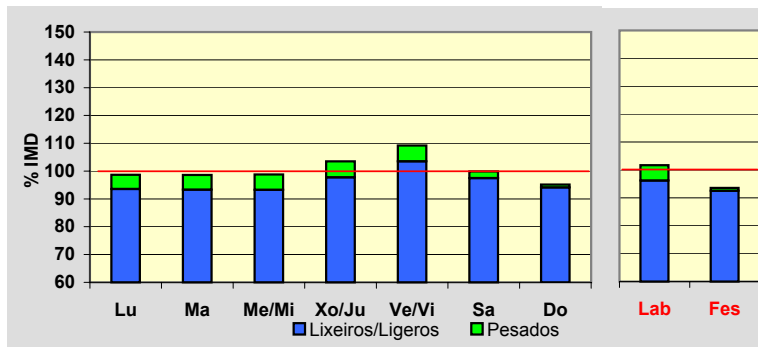
Treito/Tramo:

Enl. AG-64 - Valdoviño (AC-116)% Pes.: **4,3** I₁₅₀: **893****Variación Mensual**

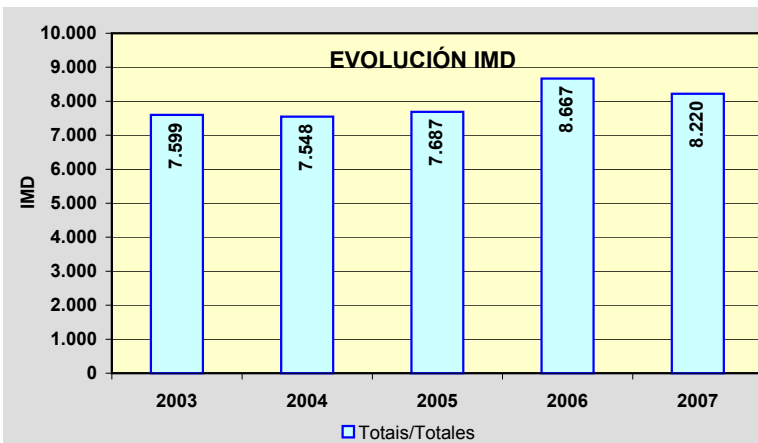
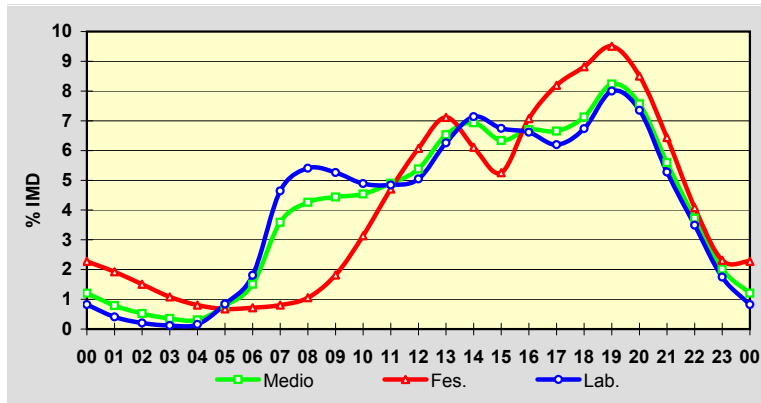
| | I.M.D. | % I.M.D. | % Pes. |
|------|--------|----------|--------|
| I | 6.744 | 82,04 | 5,0 |
| II | 6.914 | 84,11 | 6,0 |
| III | 7.333 | 89,21 | 4,7 |
| IV | 7.804 | 94,94 | 4,2 |
| V | 7.422 | 90,29 | 4,6 |
| VI | 8.286 | 100,80 | 4,4 |
| VII | 11.044 | 134,36 | 3,5 |
| VIII | 11.497 | 139,87 | 3,3 |
| IX | 9.531 | 115,95 | 3,8 |
| X | 7.706 | 93,75 | 4,5 |
| XI | 7.240 | 88,08 | 4,5 |
| XII | 6.997 | 85,12 | 3,9 |

**Semana Media**

| | I.M.D. | % I.M.D. | % Pes. |
|-------|--------|----------|--------|
| Lu | 8.109 | 98,65 | 5,2 |
| Ma | 8.107 | 98,63 | 5,4 |
| Me/Mi | 8.120 | 98,78 | 5,6 |
| Xo/Ju | 8.510 | 103,53 | 5,6 |
| Ve/Vi | 8.975 | 109,18 | 5,2 |
| Sa | 8.208 | 99,85 | 2,4 |
| Do | 7.823 | 95,17 | 1,1 |
| Lab | 8.361 | 101,72 | 5,4 |
| Fes | 7.689 | 93,54 | 1,1 |

**Día Medio**

| | Lab. | Fes. | Medio |
|----|--------------|--------------|--------------|
| 00 | 69 | 175 | 99 |
| 01 | 34 | 148 | 65 |
| 02 | 17 | 116 | 43 |
| 03 | 10 | 83 | 29 |
| 04 | 13 | 62 | 25 |
| 05 | 70 | 52 | 64 |
| 06 | 151 | 55 | 124 |
| 07 | 388 | 62 | 295 |
| 08 | 452 | 81 | 350 |
| 09 | 440 | 140 | 365 |
| 10 | 409 | 241 | 373 |
| 11 | 405 | 362 | 403 |
| 12 | 422 | 467 | 442 |
| 13 | 523 | 547 | 537 |
| 14 | 597 | 470 | 570 |
| 15 | 564 | 404 | 521 |
| 16 | 553 | 544 | 551 |
| 17 | 518 | 630 | 547 |
| 18 | 563 | 678 | 586 |
| 19 | 669 | 731 | 677 |
| 20 | 615 | 654 | 622 |
| 21 | 441 | 495 | 460 |
| 22 | 292 | 314 | 306 |
| 23 | 146 | 178 | 166 |
| | 8.361 | 7.689 | 8.220 |

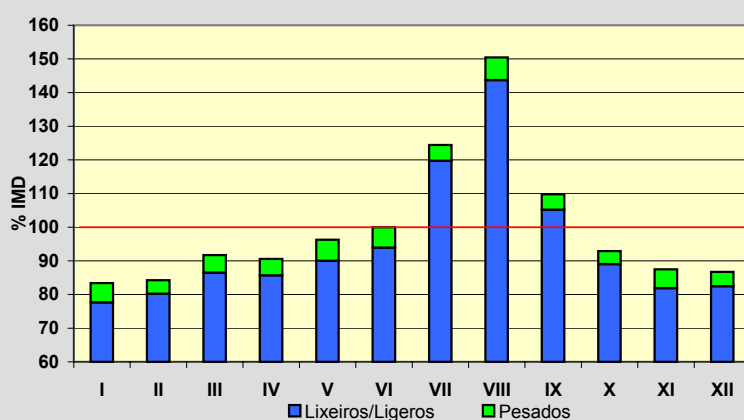


Estación: **AC-566(40)**Tipo: **COM**

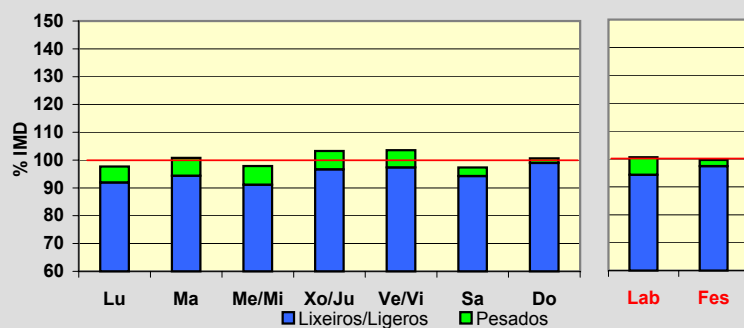
MEMORIA DE AFOROS 2007

Anterior: **C-646a(11)**Rede/Red: **PB**Nome/Nombre: **Campo do Hospital (AC-566)**IMD: **1.399** I₃₀: **192**Treito/Tramo: **Cedeira - Campo do Hospital (AC-862)**% Pes.: **5,2** I₁₅₀: **153****Variación Mensual**

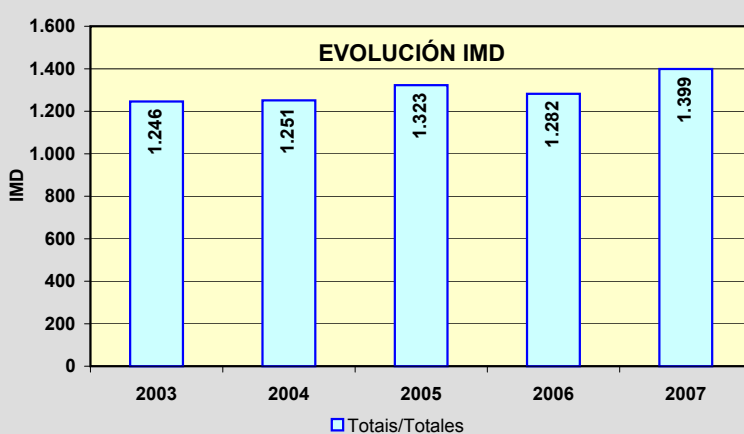
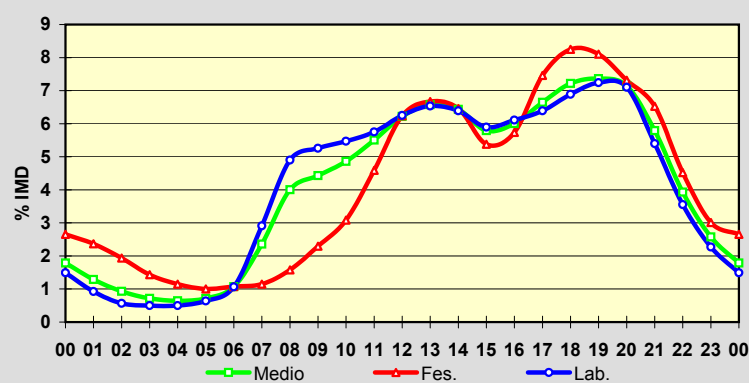
| | I.M.D. | % I.M.D. | % Pes. |
|------|--------|----------|--------|
| I | 1.167 | 83,42 | 6,9 |
| II | 1.179 | 84,27 | 4,8 |
| III | 1.283 | 91,71 | 5,7 |
| IV | 1.267 | 90,56 | 5,4 |
| V | 1.347 | 96,28 | 6,5 |
| VI | 1.399 | 100,00 | 6,1 |
| VII | 1.741 | 124,45 | 3,8 |
| VIII | 2.105 | 150,46 | 4,5 |
| IX | 1.536 | 109,79 | 4,2 |
| X | 1.300 | 92,92 | 4,2 |
| XI | 1.224 | 87,49 | 6,4 |
| XII | 1.213 | 86,70 | 4,9 |

**Semana Media**

| | I.M.D. | % I.M.D. | % Pes. |
|-------|--------|----------|--------|
| Lu | 1.367 | 97,71 | 5,9 |
| Ma | 1.410 | 100,79 | 6,4 |
| Me/Mi | 1.369 | 97,86 | 6,9 |
| Xo/Ju | 1.445 | 103,29 | 6,4 |
| Ve/Vi | 1.449 | 103,57 | 6,0 |
| Sa | 1.362 | 97,36 | 3,2 |
| Do | 1.408 | 100,64 | 1,7 |
| Lab | 1.408 | 100,64 | 6,3 |
| Fes | 1.394 | 99,64 | 2,2 |

**Día Medio**

| | Lab. | Fes. | Medio |
|----|--------------|--------------|--------------|
| 00 | 21 | 37 | 25 |
| 01 | 13 | 33 | 18 |
| 02 | 8 | 27 | 13 |
| 03 | 7 | 20 | 10 |
| 04 | 7 | 16 | 9 |
| 05 | 9 | 14 | 10 |
| 06 | 15 | 15 | 15 |
| 07 | 41 | 16 | 33 |
| 08 | 69 | 22 | 56 |
| 09 | 74 | 32 | 62 |
| 10 | 77 | 43 | 68 |
| 11 | 81 | 64 | 77 |
| 12 | 88 | 87 | 87 |
| 13 | 92 | 93 | 92 |
| 14 | 90 | 90 | 90 |
| 15 | 83 | 75 | 81 |
| 16 | 86 | 80 | 84 |
| 17 | 90 | 104 | 93 |
| 18 | 97 | 115 | 101 |
| 19 | 102 | 113 | 103 |
| 20 | 100 | 102 | 100 |
| 21 | 76 | 91 | 81 |
| 22 | 50 | 63 | 55 |
| 23 | 32 | 42 | 36 |
| | 1.408 | 1.394 | 1.399 |



Estación: **AC-840(18)**Tipo: **PER**

MEMORIA DE AFOROS 2007

Anterior: **C-540a(40)**Rede/Red: **PB**

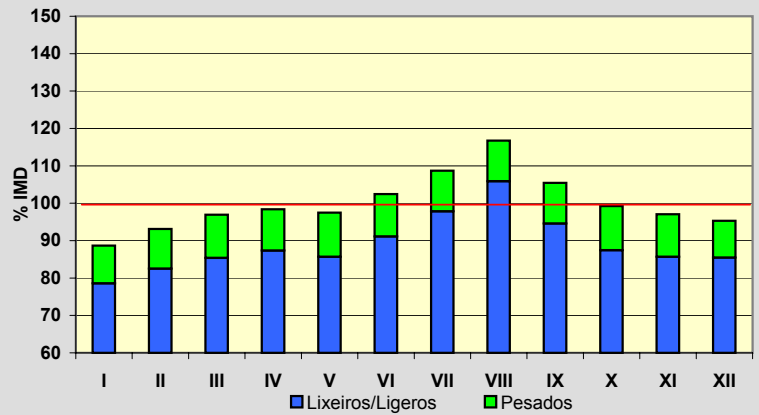
Nome/Nombre:

CesurasIMD: **5.022** I₃₀: **723**

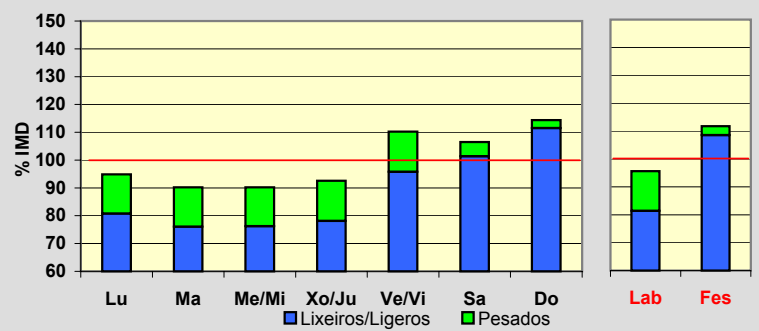
Treito/Tramo:

Oza dos Ríos - N-634% Pes.: **11,0** I₁₅₀: **559****Variación Mensual**

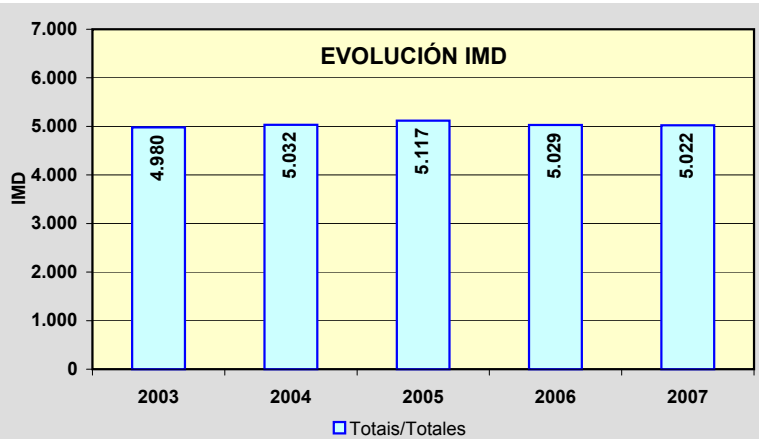
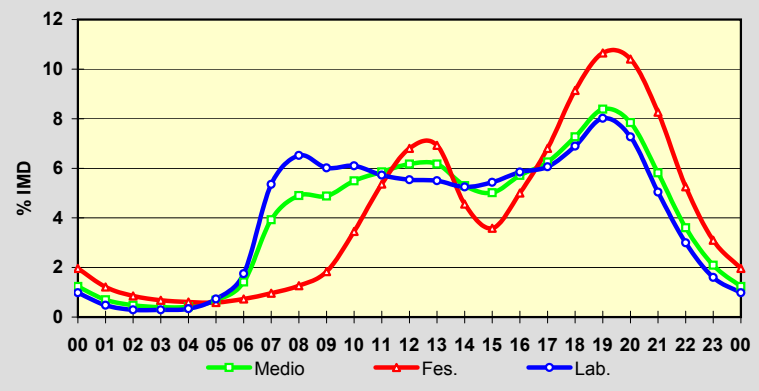
| | I.M.D. | % I.M.D. | % Pes. |
|------|--------|----------|--------|
| I | 4.454 | 88,69 | 11,4 |
| II | 4.676 | 93,11 | 11,4 |
| III | 4.867 | 96,91 | 11,9 |
| IV | 4.940 | 98,37 | 11,2 |
| V | 4.895 | 97,47 | 12,1 |
| VI | 5.146 | 102,47 | 11,1 |
| VII | 5.460 | 108,72 | 10,0 |
| VIII | 5.862 | 116,73 | 9,3 |
| IX | 5.295 | 105,44 | 10,3 |
| X | 4.984 | 99,24 | 11,9 |
| XI | 4.874 | 97,05 | 11,7 |
| XII | 4.786 | 95,30 | 10,3 |

**Semana Media**

| | I.M.D. | % I.M.D. | % Pes. |
|-------|--------|----------|--------|
| Lu | 4.765 | 94,88 | 14,9 |
| Ma | 4.531 | 90,22 | 15,7 |
| Me/Mi | 4.530 | 90,20 | 15,5 |
| Xo/Ju | 4.649 | 92,57 | 15,6 |
| Ve/Vi | 5.537 | 110,25 | 13,1 |
| Sa | 5.347 | 106,47 | 4,8 |
| Do | 5.743 | 114,36 | 2,5 |
| Lab | 4.803 | 95,64 | 14,9 |
| Fes | 5.614 | 111,79 | 2,9 |

**Día Medio**

| | Lab. | Fes. | Medio |
|----|--------------|--------------|--------------|
| 00 | 47 | 110 | 62 |
| 01 | 23 | 68 | 35 |
| 02 | 14 | 48 | 24 |
| 03 | 14 | 38 | 20 |
| 04 | 16 | 34 | 21 |
| 05 | 35 | 33 | 34 |
| 06 | 84 | 41 | 71 |
| 07 | 257 | 54 | 197 |
| 08 | 313 | 71 | 246 |
| 09 | 289 | 103 | 245 |
| 10 | 293 | 194 | 276 |
| 11 | 275 | 301 | 294 |
| 12 | 266 | 382 | 310 |
| 13 | 264 | 389 | 310 |
| 14 | 252 | 256 | 266 |
| 15 | 261 | 201 | 252 |
| 16 | 281 | 281 | 287 |
| 17 | 291 | 382 | 314 |
| 18 | 331 | 513 | 365 |
| 19 | 385 | 598 | 421 |
| 20 | 349 | 584 | 394 |
| 21 | 242 | 464 | 292 |
| 22 | 144 | 295 | 181 |
| 23 | 77 | 174 | 105 |
| | 4.803 | 5.614 | 5.022 |



Estación: **AC-840(48)**Tipo: **PER**

MEMORIA DE AFOROS 2007

Anterior: **C-540a(10)**Rede/Red: **PB**

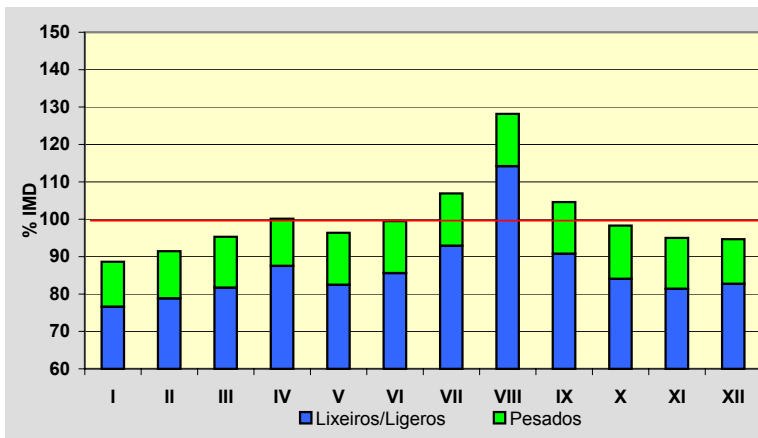
Nome/Nombre:

MelideIMD: **3.902** I₃₀: **467**

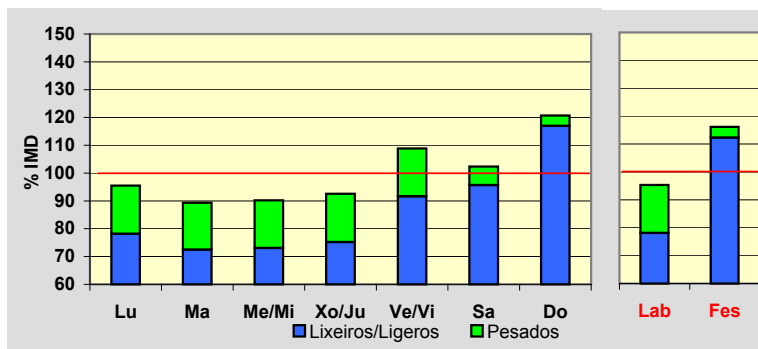
Treito/Tramo:

Corredoiras (AC-234) - Melide (N-547)% Pes.: **13,4** I₁₅₀: **390****Variación Mensual**

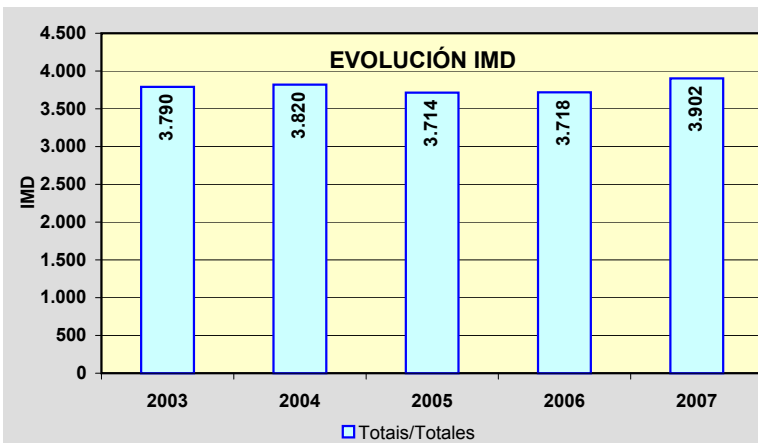
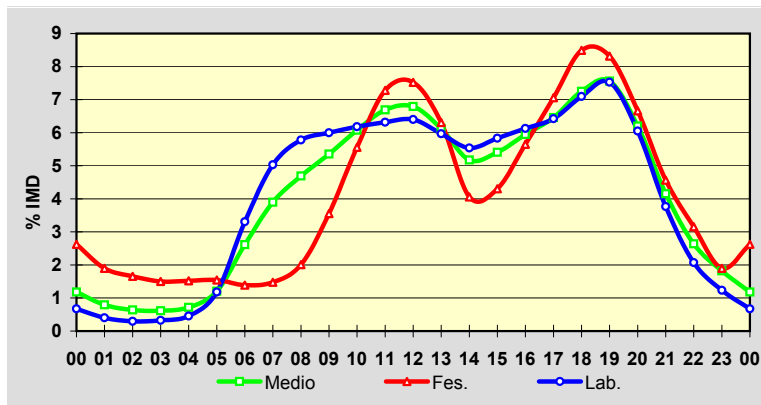
| | I.M.D. | % I.M.D. | % Pes. |
|------|--------|----------|--------|
| I | 3.459 | 88,65 | 13,6 |
| II | 3.569 | 91,47 | 13,8 |
| III | 3.719 | 95,31 | 14,3 |
| IV | 3.907 | 100,13 | 12,6 |
| V | 3.760 | 96,36 | 14,4 |
| VI | 3.883 | 99,51 | 14,0 |
| VII | 4.172 | 106,92 | 13,1 |
| VIII | 5.001 | 128,17 | 10,9 |
| IX | 4.081 | 104,59 | 13,2 |
| X | 3.835 | 98,28 | 14,5 |
| XI | 3.707 | 95,00 | 14,3 |
| XII | 3.693 | 94,64 | 12,6 |

**Semana Media**

| | I.M.D. | % I.M.D. | % Pes. |
|-------|--------|----------|--------|
| Lu | 3.726 | 95,49 | 18,1 |
| Ma | 3.487 | 89,36 | 18,9 |
| Me/Mi | 3.520 | 90,21 | 19,0 |
| Xo/Ju | 3.613 | 92,59 | 18,8 |
| Ve/Vi | 4.247 | 108,84 | 15,8 |
| Sa | 3.993 | 102,33 | 6,5 |
| Do | 4.711 | 120,73 | 3,1 |
| Lab | 3.719 | 95,31 | 18,0 |
| Fes | 4.533 | 116,17 | 3,3 |

**Día Medio**

| | Lab. | Fes. | Medio |
|----|--------------|--------------|--------------|
| 00 | 25 | 119 | 46 |
| 01 | 15 | 86 | 31 |
| 02 | 11 | 75 | 25 |
| 03 | 12 | 68 | 24 |
| 04 | 17 | 69 | 28 |
| 05 | 44 | 70 | 47 |
| 06 | 123 | 63 | 102 |
| 07 | 187 | 67 | 152 |
| 08 | 215 | 91 | 183 |
| 09 | 223 | 161 | 209 |
| 10 | 230 | 252 | 237 |
| 11 | 235 | 330 | 261 |
| 12 | 238 | 341 | 265 |
| 13 | 222 | 286 | 239 |
| 14 | 206 | 184 | 202 |
| 15 | 217 | 195 | 211 |
| 16 | 228 | 256 | 232 |
| 17 | 239 | 320 | 252 |
| 18 | 264 | 385 | 283 |
| 19 | 280 | 377 | 295 |
| 20 | 225 | 302 | 242 |
| 21 | 140 | 207 | 162 |
| 22 | 77 | 143 | 103 |
| 23 | 46 | 86 | 71 |
| | 3.719 | 4.533 | 3.902 |



Estación: **AC-841(0)**Tipo: **PER**

MEMORIA DE AFOROS 2007

Anterior:

Rede/Red: **PB**

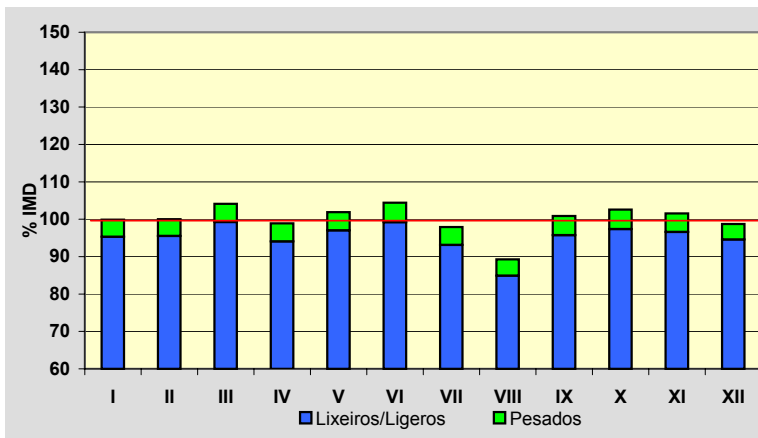
Nome/Nombre:

CastiñeiríoIMD: **22.729** I₃₀: **1.954**

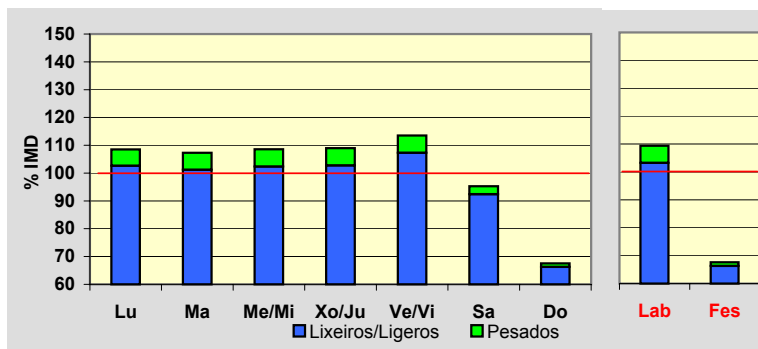
Treito/Tramo:

Santiago (N-525) - Os Tilos% Pes.: **4,8** I₁₅₀: **1.883****Variación Mensual**

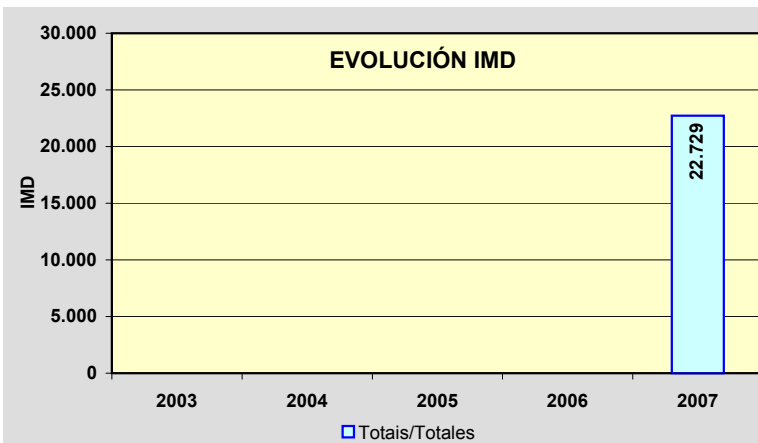
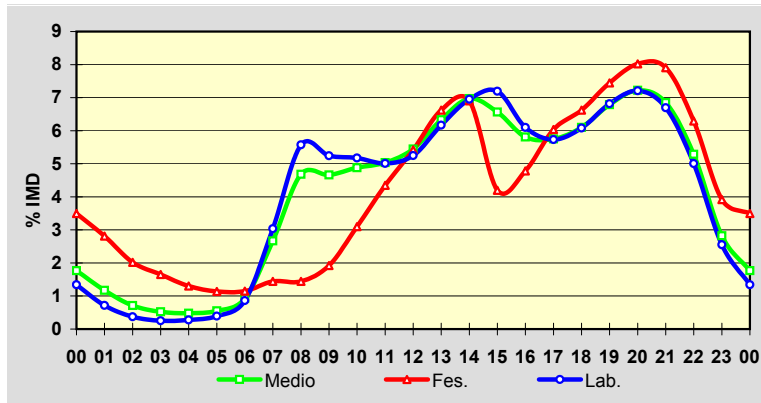
| | I.M.D. | % I.M.D. | % Pes. |
|------|--------|----------|--------|
| I | 22.705 | 99,89 | 4,6 |
| II | 22.733 | 100,02 | 4,5 |
| III | 23.667 | 104,13 | 4,7 |
| IV | 22.481 | 98,91 | 4,9 |
| V | 23.164 | 101,91 | 4,8 |
| VI | 23.736 | 104,43 | 5,0 |
| VII | 22.252 | 97,90 | 4,9 |
| VIII | 20.288 | 89,26 | 4,9 |
| IX | 22.928 | 100,88 | 5,1 |
| X | 23.316 | 102,58 | 5,1 |
| XI | 23.085 | 101,57 | 4,9 |
| XII | 22.441 | 98,73 | 4,2 |

**Semana Media**

| | I.M.D. | % I.M.D. | % Pes. |
|-------|--------|----------|--------|
| Lu | 24.663 | 108,51 | 5,4 |
| Ma | 24.389 | 107,30 | 5,7 |
| Me/Mi | 24.674 | 108,56 | 5,7 |
| Xo/Ju | 24.774 | 109,00 | 5,7 |
| Ve/Vi | 25.804 | 113,53 | 5,5 |
| Sa | 21.650 | 95,25 | 3,0 |
| Do | 15.355 | 67,56 | 1,9 |
| Lab | 24.860 | 109,38 | 5,6 |
| Fes | 15.366 | 67,61 | 1,9 |

**Día Medio**

| | Lab. | Fes. | Medio |
|----|---------------|---------------|---------------|
| 00 | 333 | 537 | 402 |
| 01 | 178 | 432 | 266 |
| 02 | 93 | 310 | 162 |
| 03 | 62 | 254 | 119 |
| 04 | 69 | 200 | 109 |
| 05 | 98 | 175 | 125 |
| 06 | 214 | 176 | 211 |
| 07 | 755 | 222 | 606 |
| 08 | 1.385 | 222 | 1.064 |
| 09 | 1.303 | 295 | 1.060 |
| 10 | 1.286 | 476 | 1.109 |
| 11 | 1.246 | 668 | 1.144 |
| 12 | 1.305 | 833 | 1.238 |
| 13 | 1.533 | 1.018 | 1.439 |
| 14 | 1.728 | 1.061 | 1.584 |
| 15 | 1.788 | 645 | 1.492 |
| 16 | 1.517 | 735 | 1.320 |
| 17 | 1.425 | 928 | 1.307 |
| 18 | 1.512 | 1.018 | 1.387 |
| 19 | 1.695 | 1.144 | 1.543 |
| 20 | 1.792 | 1.233 | 1.642 |
| 21 | 1.665 | 1.215 | 1.557 |
| 22 | 1.244 | 967 | 1.202 |
| 23 | 634 | 602 | 641 |
| | 24.860 | 15.366 | 22.729 |



Estación: **AC-861(36)**Tipo: **PER**

MEMORIA DE AFOROS 2007

Anterior: **C-641(486)**Rede/Red: **PB**

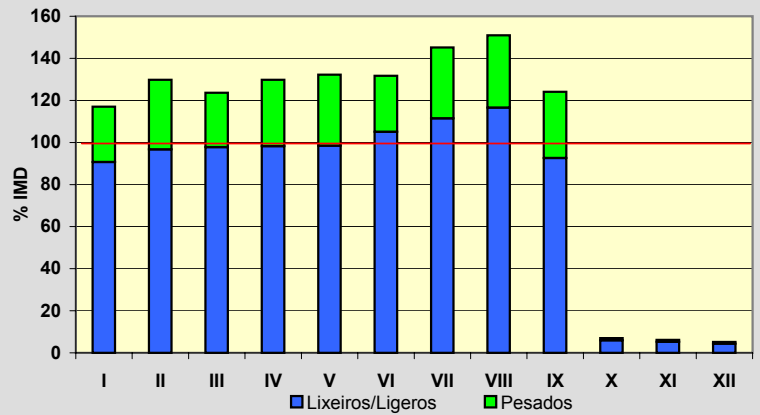
Nome/Nombre:

Espiñaredo (AC-861)IMD: **3.488** I₃₀: **463**

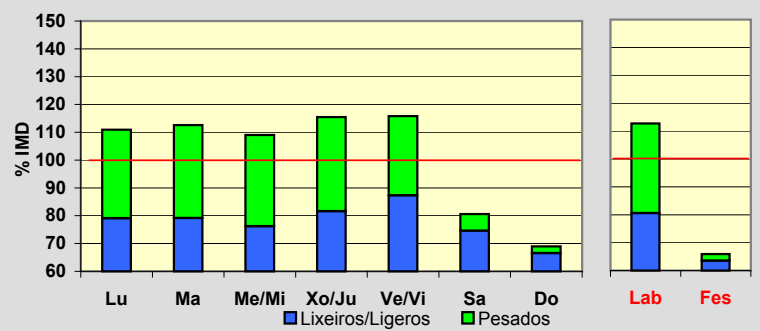
Treito/Tramo:

Espiñaredo (AC-117) - Enl. AG-64% Pes.: **23,2** I₁₅₀: **422****Variación Mensual**

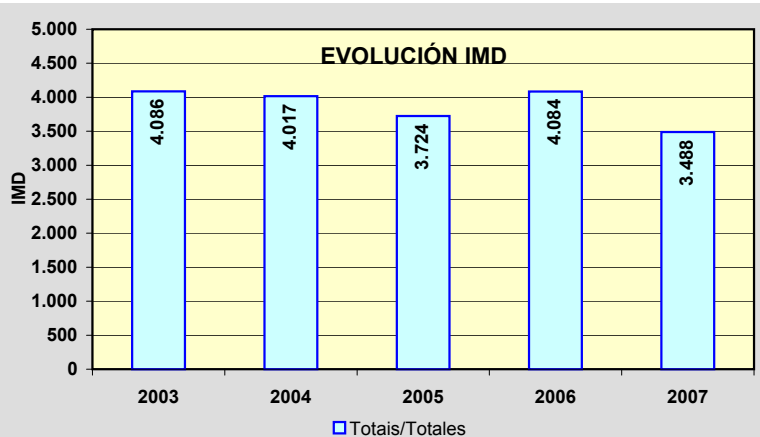
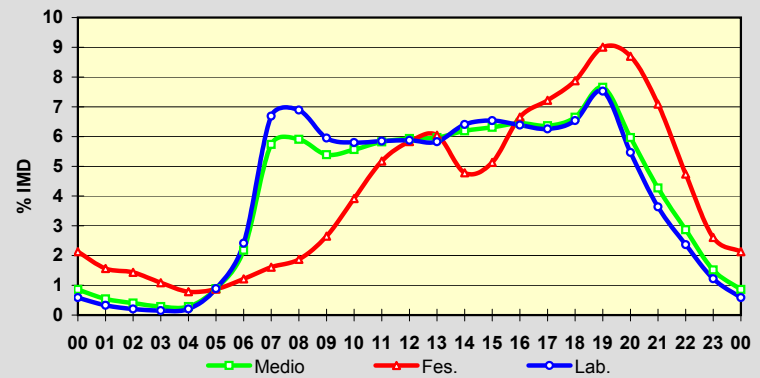
| | I.M.D. | % I.M.D. | % Pes. |
|------|--------|----------|--------|
| I | 4.082 | 117,03 | 22,5 |
| II | 4.527 | 129,79 | 25,5 |
| III | 4.311 | 123,60 | 20,9 |
| IV | 4.526 | 129,76 | 24,3 |
| V | 4.611 | 132,20 | 25,5 |
| VI | 4.593 | 131,68 | 20,2 |
| VII | 5.063 | 145,15 | 23,2 |
| VIII | 5.265 | 150,95 | 22,8 |
| IX | 4.329 | 124,11 | 25,4 |
| X | 243 | 6,97 | 14,4 |
| XI | 215 | 6,16 | 15,3 |
| XII | 180 | 5,16 | 15,6 |

**Semana Media**

| | I.M.D. | % I.M.D. | % Pes. |
|-------|--------|----------|--------|
| Lu | 3.870 | 110,95 | 28,7 |
| Ma | 3.927 | 112,59 | 29,7 |
| Me/Mi | 3.803 | 109,03 | 30,1 |
| Xo/Ju | 4.028 | 115,48 | 29,3 |
| Ve/Vi | 4.039 | 115,80 | 24,6 |
| Sa | 2.811 | 80,59 | 7,4 |
| Do | 2.406 | 68,98 | 3,5 |
| Lab | 3.932 | 112,73 | 28,5 |
| Fes | 2.299 | 65,91 | 3,6 |

**Día Medio**

| | Lab. | Fes. | Medio |
|----|--------------|--------------|--------------|
| 00 | 23 | 49 | 30 |
| 01 | 13 | 36 | 19 |
| 02 | 8 | 33 | 14 |
| 03 | 6 | 25 | 10 |
| 04 | 8 | 18 | 10 |
| 05 | 35 | 20 | 31 |
| 06 | 95 | 28 | 76 |
| 07 | 263 | 37 | 200 |
| 08 | 271 | 43 | 206 |
| 09 | 234 | 61 | 188 |
| 10 | 228 | 90 | 194 |
| 11 | 230 | 119 | 203 |
| 12 | 231 | 134 | 207 |
| 13 | 229 | 139 | 208 |
| 14 | 252 | 110 | 216 |
| 15 | 257 | 118 | 220 |
| 16 | 251 | 153 | 225 |
| 17 | 246 | 166 | 222 |
| 18 | 257 | 181 | 232 |
| 19 | 296 | 207 | 267 |
| 20 | 215 | 200 | 208 |
| 21 | 143 | 163 | 149 |
| 22 | 93 | 109 | 100 |
| 23 | 48 | 60 | 53 |
| | 3.932 | 2.299 | 3.488 |



Estación: **AC-862(22)**Tipo: **PER****MEMORIA DE AFOROS 2007**Anterior: **C-642(15)**Rede/Red: **PB**

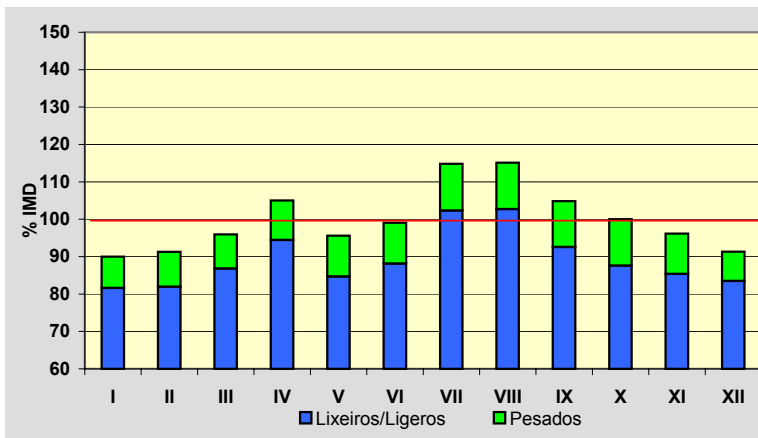
Nome/Nombre:

LamasIMD: **5.196** I₃₀: **596**

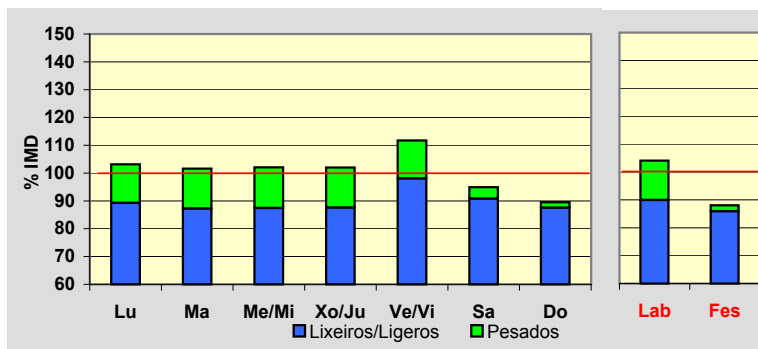
Treito/Tramo:

San Sadurniño (AC-112) - Felgosas (AC-102)% Pes.: **10,6** I₁₅₀: **476****Variación Mensual**

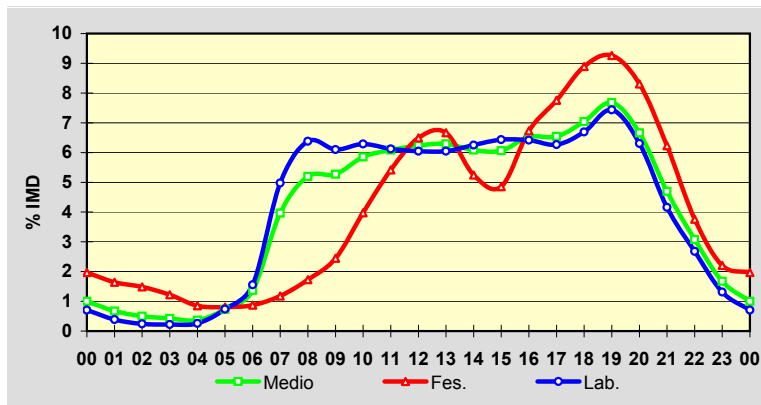
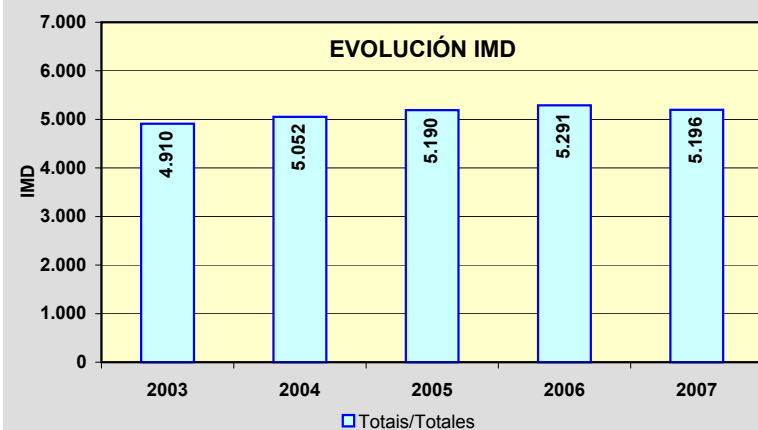
| | I.M.D. | % I.M.D. | % Pes. |
|------|--------|----------|--------|
| I | 4.676 | 89,99 | 9,3 |
| II | 4.742 | 91,26 | 10,2 |
| III | 4.986 | 95,96 | 9,5 |
| IV | 5.458 | 105,04 | 10,1 |
| V | 4.967 | 95,59 | 11,4 |
| VI | 5.148 | 99,08 | 11,0 |
| VII | 5.967 | 114,84 | 10,9 |
| VIII | 5.982 | 115,13 | 10,8 |
| IX | 5.447 | 104,83 | 11,7 |
| X | 5.196 | 100,00 | 12,4 |
| XI | 4.997 | 96,17 | 11,2 |
| XII | 4.746 | 91,34 | 8,6 |

**Semana Media**

| | I.M.D. | % I.M.D. | % Pes. |
|-------|--------|----------|--------|
| Lu | 5.359 | 103,14 | 13,4 |
| Ma | 5.279 | 101,60 | 14,1 |
| Me/Mi | 5.303 | 102,06 | 14,3 |
| Xo/Ju | 5.300 | 102,00 | 14,1 |
| Ve/Vi | 5.805 | 111,72 | 12,2 |
| Sa | 4.933 | 94,94 | 4,3 |
| Do | 4.651 | 89,51 | 2,2 |
| Lab | 5.409 | 104,10 | 13,6 |
| Fes | 4.576 | 88,07 | 2,4 |

**Día Medio**

| | Lab. | Fes. | Medio |
|--------------|--------------|--------------|--------------|
| 00 | 38 | 90 | 52 |
| 01 | 21 | 75 | 35 |
| 02 | 13 | 68 | 26 |
| 03 | 12 | 56 | 22 |
| 04 | 14 | 39 | 19 |
| 05 | 40 | 37 | 38 |
| 06 | 84 | 40 | 71 |
| 07 | 269 | 54 | 206 |
| 08 | 345 | 79 | 270 |
| 09 | 330 | 112 | 274 |
| 10 | 340 | 182 | 304 |
| 11 | 331 | 248 | 316 |
| 12 | 327 | 297 | 324 |
| 13 | 327 | 305 | 327 |
| 14 | 338 | 240 | 316 |
| 15 | 348 | 222 | 315 |
| 16 | 347 | 308 | 339 |
| 17 | 339 | 355 | 340 |
| 18 | 362 | 407 | 366 |
| 19 | 402 | 424 | 399 |
| 20 | 341 | 380 | 346 |
| 21 | 225 | 285 | 244 |
| 22 | 145 | 172 | 160 |
| 23 | 71 | 101 | 87 |
| Total | 5.409 | 4.576 | 5.196 |

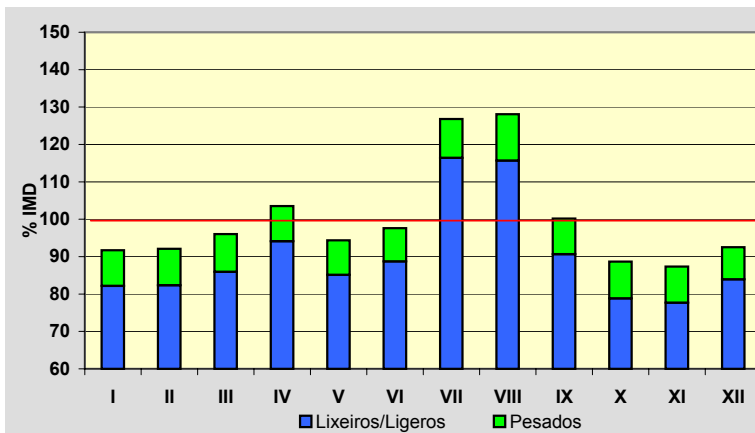
**EVOLUCIÓN IMD**

Estación: **AC-862(38)**Tipo: **PER**

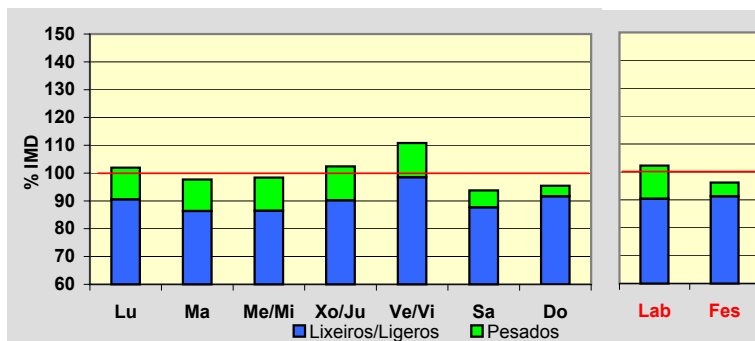
MEMORIA DE AFOROS 2007

Anterior: **C-642(31)**Rede/Red: **PB**Nome/Nombre: **Campo do Hospital (AC-862)**IMD: **4.004** I₃₀: **473**Treito/Tramo: **Campo do Hospital (AC-566) - Mera (CP-6121)**% Pes.: **9,8** I₁₅₀: **390****Variación Mensual**

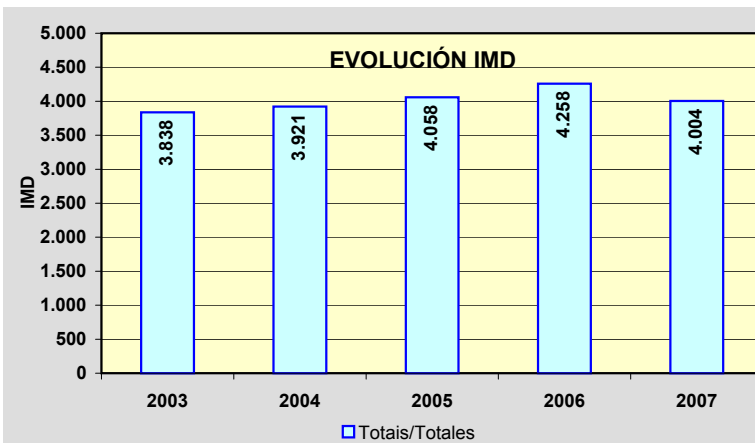
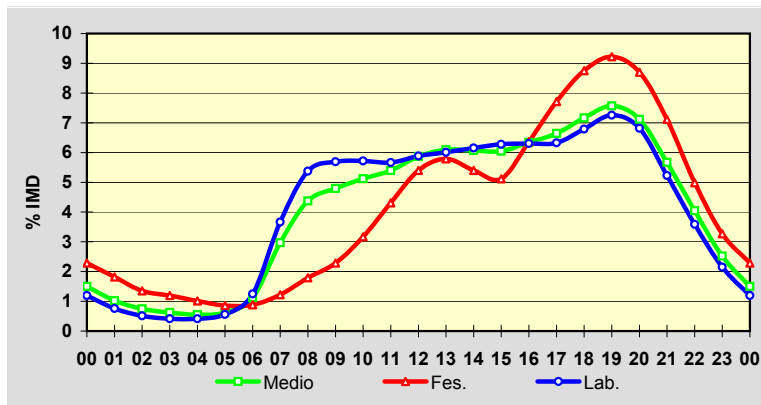
| | I.M.D. | % I.M.D. | % Pes. |
|------|--------|----------|--------|
| I | 3.672 | 91,71 | 10,4 |
| II | 3.687 | 92,08 | 10,6 |
| III | 3.845 | 96,03 | 10,5 |
| IV | 4.145 | 103,52 | 9,1 |
| V | 3.779 | 94,38 | 9,8 |
| VI | 3.908 | 97,60 | 9,1 |
| VII | 5.077 | 126,80 | 8,2 |
| VIII | 5.129 | 128,10 | 9,7 |
| IX | 4.011 | 100,17 | 9,5 |
| X | 3.550 | 88,66 | 11,1 |
| XI | 3.498 | 87,36 | 11,1 |
| XII | 3.704 | 92,51 | 9,3 |

**Semana Media**

| | I.M.D. | % I.M.D. | % Pes. |
|-------|--------|----------|--------|
| Lu | 4.083 | 101,97 | 11,2 |
| Ma | 3.911 | 97,68 | 11,6 |
| Me/Mi | 3.939 | 98,38 | 12,1 |
| Xo/Ju | 4.100 | 102,40 | 11,9 |
| Ve/Vi | 4.437 | 110,81 | 11,1 |
| Sa | 3.755 | 93,78 | 6,5 |
| Do | 3.822 | 95,45 | 4,0 |
| Lab | 4.094 | 102,25 | 11,6 |
| Fes | 3.851 | 96,18 | 5,1 |

**Día Medio**

| | Lab. | Fes. | Medio |
|--------------|--------------|--------------|--------------|
| 00 | 49 | 88 | 60 |
| 01 | 31 | 70 | 41 |
| 02 | 21 | 52 | 30 |
| 03 | 17 | 46 | 25 |
| 04 | 17 | 39 | 22 |
| 05 | 23 | 33 | 25 |
| 06 | 51 | 34 | 45 |
| 07 | 150 | 47 | 119 |
| 08 | 220 | 69 | 175 |
| 09 | 233 | 88 | 192 |
| 10 | 234 | 122 | 205 |
| 11 | 232 | 166 | 216 |
| 12 | 241 | 208 | 235 |
| 13 | 246 | 223 | 244 |
| 14 | 252 | 208 | 243 |
| 15 | 257 | 197 | 242 |
| 16 | 258 | 245 | 254 |
| 17 | 259 | 297 | 266 |
| 18 | 278 | 337 | 287 |
| 19 | 297 | 355 | 303 |
| 20 | 279 | 335 | 285 |
| 21 | 214 | 274 | 227 |
| 22 | 147 | 192 | 162 |
| 23 | 88 | 126 | 101 |
| Total | 4.094 | 3.851 | 4.004 |



PROVINCIA DE A CORUÑA

2007

| Código Estación | Tipo | Cuadríc. | | Nome / Nombre | Treito / Tramo | Rede Red | 2007 | |
|--------------------|------|----------|---|--------------------------|--|-------------|--------|------|
| | | X | Y | | | | IMD | %Pes |
| AC-862(58) | Per | 13 | W | Espasante | Espasante (CP-6103) - O Barqueiro (AC-100) | PB | 2.834 | 10,3 |
| AC-934(20) | Com | 12 | O | Sobrado | Límite de Provincia - Sobrado (AC-231) | PC | 712 | 12,1 |
| AG-55(7) | Com | 8 | R | Arteixo (AG-55) | A Coruña (Enl. AC-552) - Enl. A6 | VAC | 17.885 | 5,6 |
| AG-55(25) | Per | 6 | Q | Bértoa (AG-55) | Enl. Laracha - Enl. Carballo Norte | VAC | 12.549 | 8,2 |
| AG-55(31) | Com | 6 | Q | Carballo (AG-55) | Enl. Carballo Norte - Enl. Carballo Centro (AC-414) | VAC | 11.725 | 8,4 |
| AG-64(2) | Per | 10 | U | Río do Pozo | Glor. AC-116 - Enl. P.I. Río do Pozo | VAC | 9.563 | 10,4 |
| AG-64(5) | Com | 10 | U | Xubia | Enl. Narón (AC-566) - Enl. Sedes (CP-5404) | VAC | 11.180 | 14,3 |
| AG-64(12) | Com | 11 | T | San Sadurniño | Enl. Ortigueira (AC-862) - Enl. Narahío (AC-861) | VAC | 5.221 | 21,8 |
| AG-64(21) | Com | 11 | T | Ramadela | Enl. Igrexafeita (AC-861) - Enl. Espiñaredo (AC-861) | VAC | 4.591 | 26,0 |
| VG-1.1(1) | Com | 6 | L | Padrón (VG) | Padrón (N-550) - Enl. Lestrove (AC-305) | VAC | 11.738 | 8,0 |
| VG-1.1(19) | Per | 5 | K | Boiro | Enl. Taragoña - Enl. Boiro Norte (AC-305) | VAC | 8.635 | 9,3 |
| VG-1.1(28) | Per | 4 | K | Pobra do Caramiñal Norte | Enl. Boiro Sur - Enl. Pobra Norte | VAC | 7.864 | 9,4 |
| VG-1.1(37) | Per | 4 | J | Pobra do Caramiñal Sur | Enl. Pobra Sur (AC-302) - Enl. Palmeira | VAC | 6.545 | 9,7 |
| VG-1.2(3) | Com | 10 | S | Lodairo (VG-1.2) | Enl. S. Xoán Piñeiro (AC-122) - Enl. (AC-123) | VAC | 6.849 | 6,9 |

TIPO: PER (Permanente), SEM (Semipermanente) y COM (Complementaria)

REDE: VAC (Vía alta capacidade), PB (Primaria básica), PC (Primaria complementaria) y S (Secundaria)

Estación: **AC-862(58)**Tipo: **PER****MEMORIA DE AFOROS 2007**Anterior: **C-642(48)**Rede/Red: **PB**

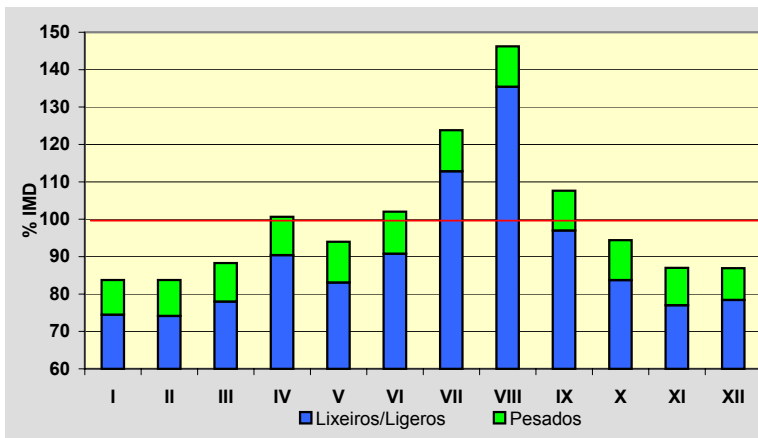
Nome/Nombre:

EspasanteIMD: **2.834** I₃₀: **363**

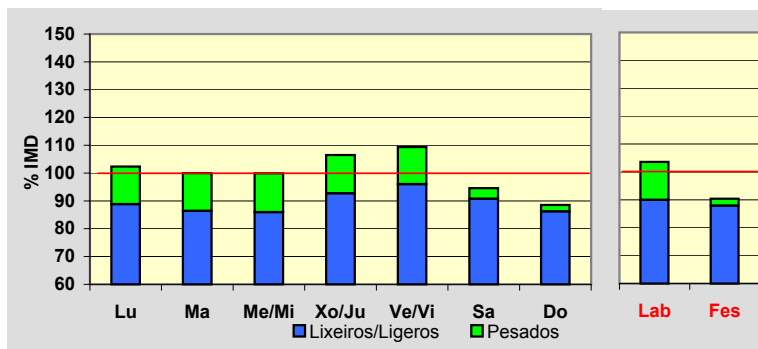
Treito/Tramo:

Espasante (CP-6103) - O Barqueiro (AC-100)% Pes.: **10,3** I₁₅₀: **302****Variación Mensual**

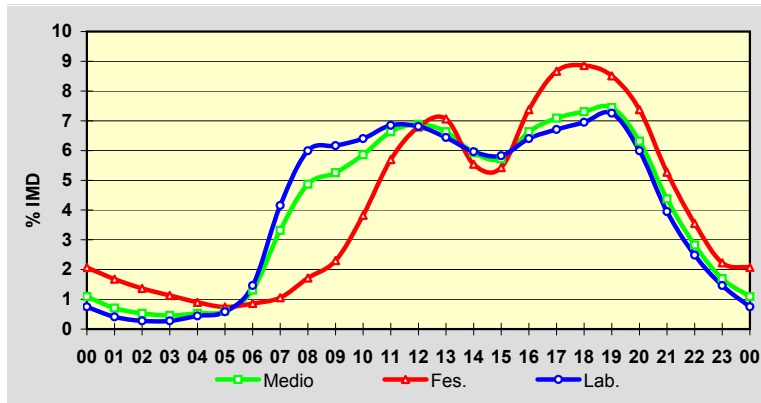
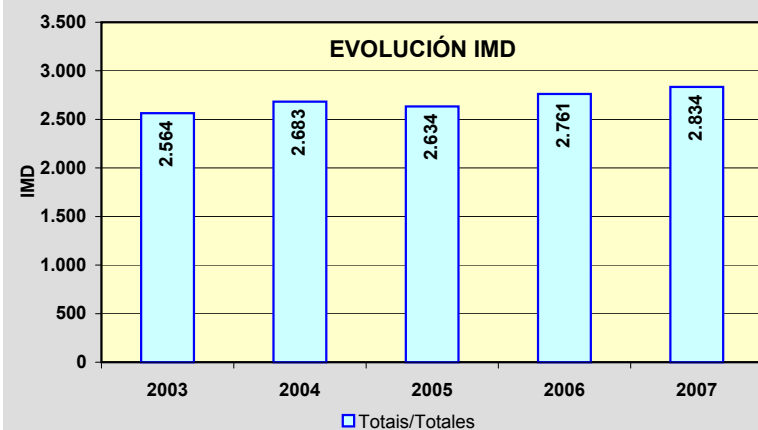
| | I.M.D. | % I.M.D. | % Pes. |
|------|--------|----------|--------|
| I | 2.374 | 83,77 | 11,1 |
| II | 2.374 | 83,77 | 11,5 |
| III | 2.502 | 88,29 | 11,7 |
| IV | 2.853 | 100,67 | 10,2 |
| V | 2.663 | 93,97 | 11,6 |
| VI | 2.891 | 102,01 | 11,0 |
| VII | 3.509 | 123,82 | 8,9 |
| VIII | 4.144 | 146,22 | 7,4 |
| IX | 3.050 | 107,62 | 9,9 |
| X | 2.675 | 94,39 | 11,3 |
| XI | 2.466 | 87,01 | 11,5 |
| XII | 2.463 | 86,91 | 9,8 |

**Semana Media**

| | I.M.D. | % I.M.D. | % Pes. |
|-------|--------|----------|--------|
| Lu | 2.901 | 102,36 | 13,2 |
| Ma | 2.834 | 100,00 | 13,6 |
| Me/Mi | 2.832 | 99,93 | 14,0 |
| Xo/Ju | 3.018 | 106,49 | 12,9 |
| Ve/Vi | 3.099 | 109,35 | 12,2 |
| Sa | 2.680 | 94,57 | 4,0 |
| Do | 2.509 | 88,53 | 2,6 |
| Lab | 2.936 | 103,60 | 13,1 |
| Fes | 2.562 | 90,40 | 2,7 |

**Día Medio**

| | Lab. | Fes. | Medio |
|----|--------------|--------------|--------------|
| 00 | 22 | 53 | 31 |
| 01 | 12 | 43 | 20 |
| 02 | 8 | 35 | 15 |
| 03 | 8 | 29 | 13 |
| 04 | 13 | 23 | 15 |
| 05 | 17 | 19 | 17 |
| 06 | 43 | 22 | 37 |
| 07 | 122 | 27 | 94 |
| 08 | 176 | 44 | 138 |
| 09 | 181 | 59 | 149 |
| 10 | 188 | 98 | 166 |
| 11 | 201 | 146 | 188 |
| 12 | 200 | 174 | 195 |
| 13 | 189 | 181 | 188 |
| 14 | 175 | 142 | 168 |
| 15 | 171 | 139 | 162 |
| 16 | 188 | 189 | 188 |
| 17 | 197 | 222 | 201 |
| 18 | 204 | 227 | 207 |
| 19 | 213 | 218 | 211 |
| 20 | 176 | 189 | 179 |
| 21 | 116 | 135 | 124 |
| 22 | 73 | 91 | 80 |
| 23 | 43 | 57 | 48 |
| | 2.936 | 2.562 | 2.834 |

**EVOLUCIÓN IMD**

Estación: **AC-934(20)**Tipo: **COM****MEMORIA DE AFOROS 2007**Anterior: **AC-233(1)**Rede/Red: **PC**

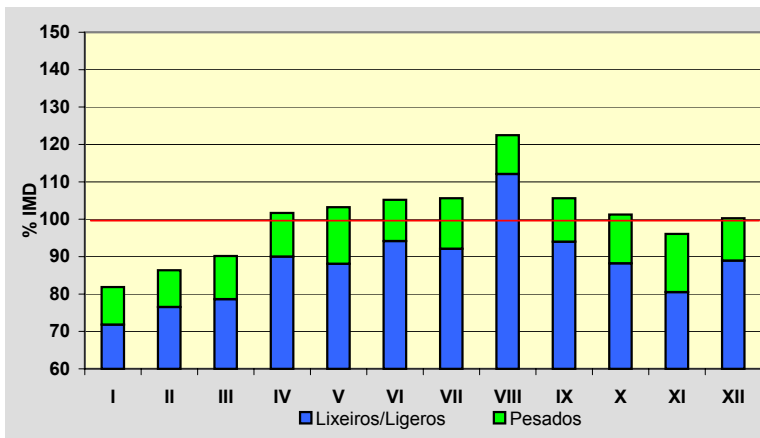
Nome/Nombre:

SobradoIMD: **712** I₃₀: **96**

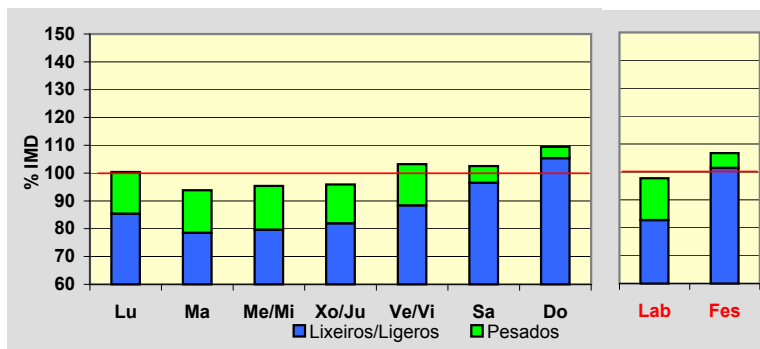
Treito/Tramo:

Límite de Provincia - Sobrado (AC-231)% Pes.: **12,1** I₁₅₀: **75****Variación Mensual**

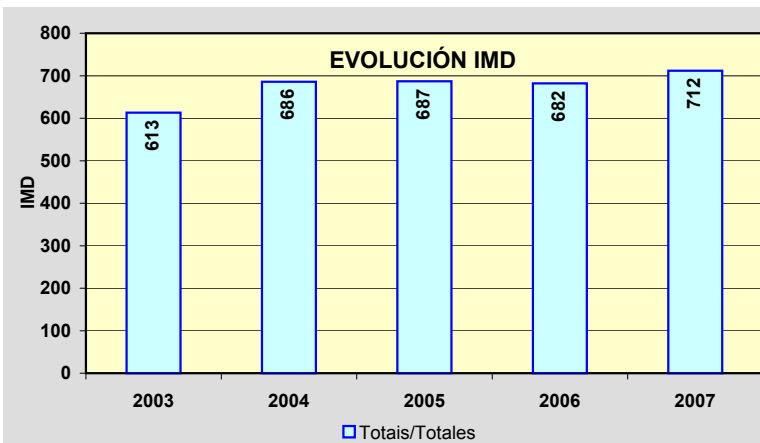
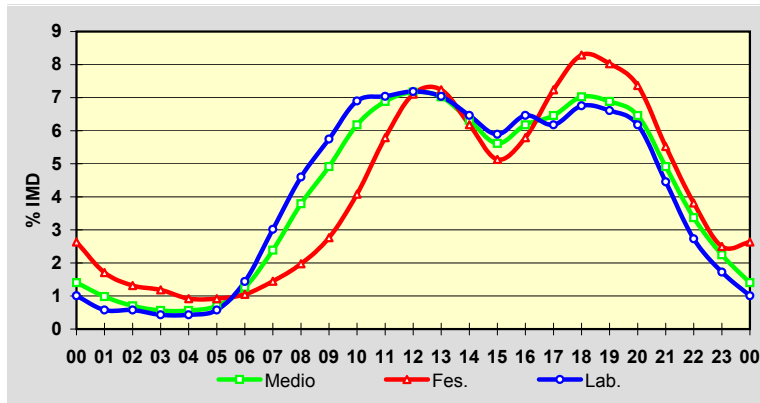
| | I.M.D. | % I.M.D. | % Pes. |
|------|--------|----------|--------|
| I | 583 | 81,88 | 12,3 |
| II | 615 | 86,38 | 11,4 |
| III | 642 | 90,17 | 12,8 |
| IV | 724 | 101,69 | 11,5 |
| V | 735 | 103,23 | 14,7 |
| VI | 749 | 105,20 | 10,5 |
| VII | 752 | 105,62 | 12,8 |
| VIII | 872 | 122,47 | 8,5 |
| IX | 752 | 105,62 | 11,0 |
| X | 721 | 101,26 | 12,9 |
| XI | 684 | 96,07 | 16,2 |
| XII | 714 | 100,28 | 11,3 |

**Semana Media**

| | I.M.D. | % I.M.D. | % Pes. |
|-------|--------|----------|--------|
| Lu | 715 | 100,42 | 15,0 |
| Ma | 668 | 93,82 | 16,3 |
| Me/Mi | 679 | 95,37 | 16,5 |
| Xo/Ju | 683 | 95,93 | 14,6 |
| Ve/Vi | 735 | 103,23 | 14,4 |
| Sa | 730 | 102,53 | 5,9 |
| Do | 779 | 109,41 | 3,7 |
| Lab | 696 | 97,75 | 15,4 |
| Fes | 760 | 106,74 | 5,0 |

**Día Medio**

| | Lab. | Fes. | Medio |
|----|------------|------------|------------|
| 00 | 7 | 20 | 10 |
| 01 | 4 | 13 | 7 |
| 02 | 4 | 10 | 5 |
| 03 | 3 | 9 | 4 |
| 04 | 3 | 7 | 4 |
| 05 | 4 | 7 | 5 |
| 06 | 10 | 8 | 9 |
| 07 | 21 | 11 | 17 |
| 08 | 32 | 15 | 27 |
| 09 | 40 | 21 | 35 |
| 10 | 48 | 31 | 44 |
| 11 | 49 | 44 | 49 |
| 12 | 50 | 54 | 51 |
| 13 | 49 | 55 | 50 |
| 14 | 45 | 47 | 45 |
| 15 | 41 | 39 | 40 |
| 16 | 45 | 44 | 44 |
| 17 | 43 | 55 | 46 |
| 18 | 47 | 63 | 50 |
| 19 | 46 | 61 | 49 |
| 20 | 43 | 56 | 46 |
| 21 | 31 | 42 | 35 |
| 22 | 19 | 29 | 24 |
| 23 | 12 | 19 | 16 |
| | 696 | 760 | 712 |

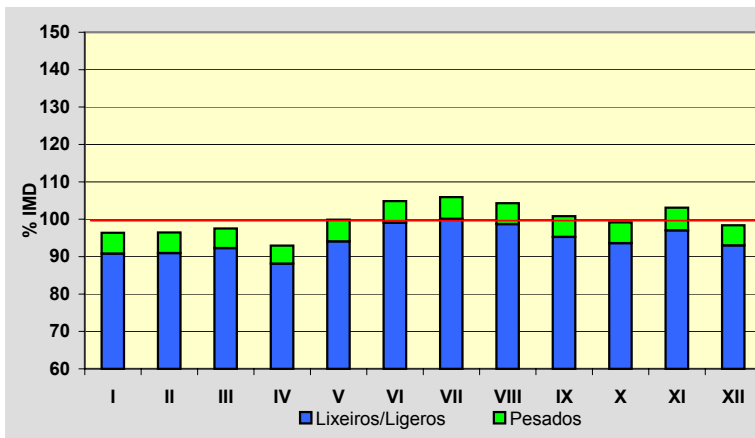


Estación: **AG-55(7)**Tipo: **COM**

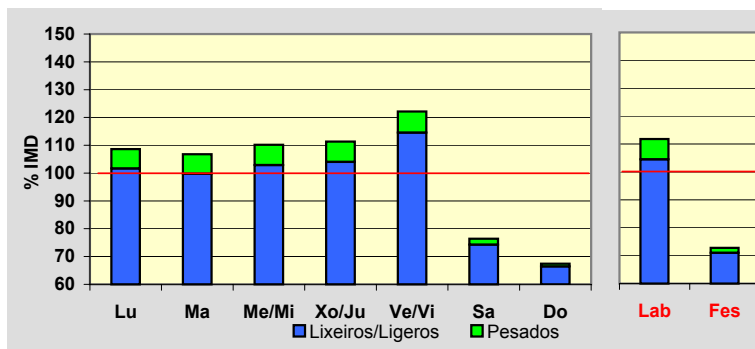
MEMORIA DE AFOROS 2007

Anterior: **A-55(7)**Rede/Red: **VAC**Nome/Nombre: **Arteixo (AG-55)**IMD: **17.885** I₃₀: **2.202**Treito/Tramo: **A Coruña (Enl. AC-552) - Enl. A6**% Pes.: **5,6** I₁₅₀: **2.004****Variación Mensual**

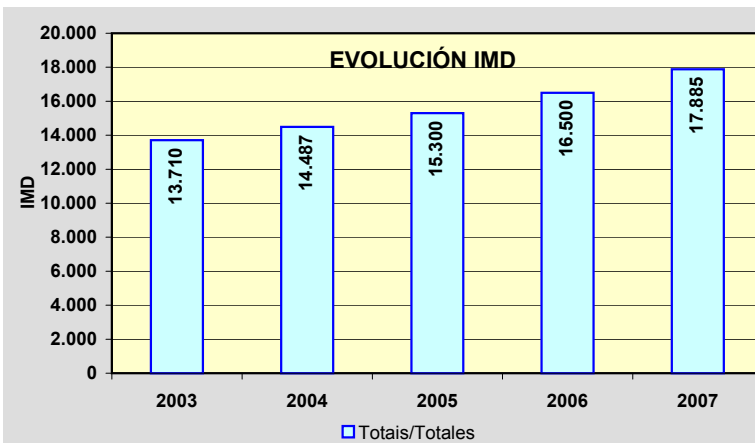
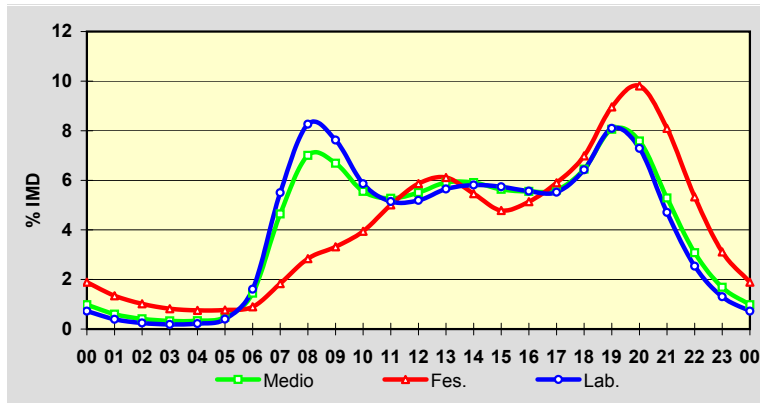
| | I.M.D. | % I.M.D. | % Pes. |
|------|--------|----------|--------|
| I | 17.238 | 96,38 | 5,8 |
| II | 17.252 | 96,46 | 5,7 |
| III | 17.442 | 97,52 | 5,4 |
| IV | 16.622 | 92,94 | 5,2 |
| V | 17.861 | 99,87 | 5,8 |
| VI | 18.751 | 104,84 | 5,5 |
| VII | 18.942 | 105,91 | 5,5 |
| VIII | 18.654 | 104,30 | 5,4 |
| IX | 18.032 | 100,82 | 5,5 |
| X | 17.732 | 99,14 | 5,6 |
| XI | 18.440 | 103,10 | 5,9 |
| XII | 17.598 | 98,40 | 5,5 |

**Semana Media**

| | I.M.D. | % I.M.D. | % Pes. |
|-------|--------|----------|--------|
| Lu | 19.425 | 108,61 | 6,4 |
| Ma | 19.102 | 106,80 | 6,6 |
| Me/Mi | 19.702 | 110,16 | 6,6 |
| Xo/Ju | 19.915 | 111,35 | 6,6 |
| Ve/Vi | 21.843 | 122,13 | 6,2 |
| Sa | 13.667 | 76,42 | 2,8 |
| Do | 12.061 | 67,44 | 1,5 |
| Lab | 19.994 | 111,79 | 6,5 |
| Fes | 13.017 | 72,78 | 2,4 |

**Día Medio**

| | Lab. | Fes. | Medio |
|----|---------------|---------------|---------------|
| 00 | 145 | 246 | 175 |
| 01 | 79 | 175 | 107 |
| 02 | 49 | 133 | 74 |
| 03 | 38 | 107 | 59 |
| 04 | 44 | 98 | 60 |
| 05 | 80 | 100 | 86 |
| 06 | 321 | 117 | 259 |
| 07 | 1.100 | 239 | 830 |
| 08 | 1.652 | 370 | 1.253 |
| 09 | 1.524 | 432 | 1.196 |
| 10 | 1.172 | 513 | 993 |
| 11 | 1.028 | 652 | 943 |
| 12 | 1.038 | 764 | 985 |
| 13 | 1.129 | 796 | 1.057 |
| 14 | 1.161 | 711 | 1.056 |
| 15 | 1.148 | 623 | 1.008 |
| 16 | 1.113 | 669 | 993 |
| 17 | 1.104 | 768 | 1.003 |
| 18 | 1.284 | 909 | 1.153 |
| 19 | 1.619 | 1.166 | 1.441 |
| 20 | 1.457 | 1.276 | 1.356 |
| 21 | 941 | 1.054 | 946 |
| 22 | 507 | 694 | 551 |
| 23 | 261 | 405 | 301 |
| | 19.994 | 13.017 | 17.885 |



Estación: **AG-55(25)**Tipo: **PER****MEMORIA DE AFOROS 2007**Anterior: **A-55(25)**Rede/Red: **VAC**

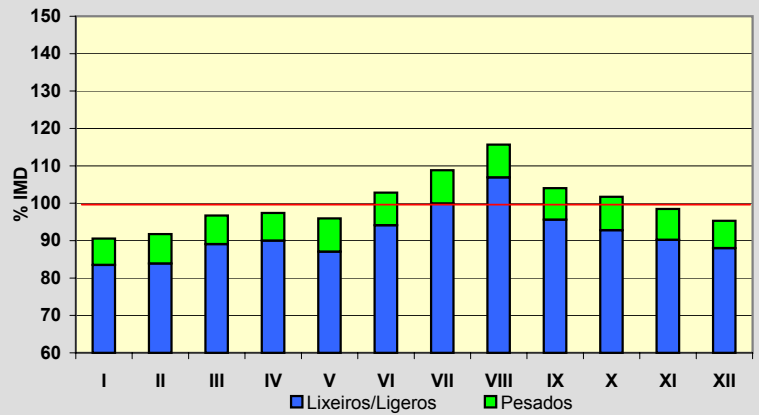
Nome/Nombre:

Bértoa (AG-55)IMD: **12.549** I₃₀: **1.532**

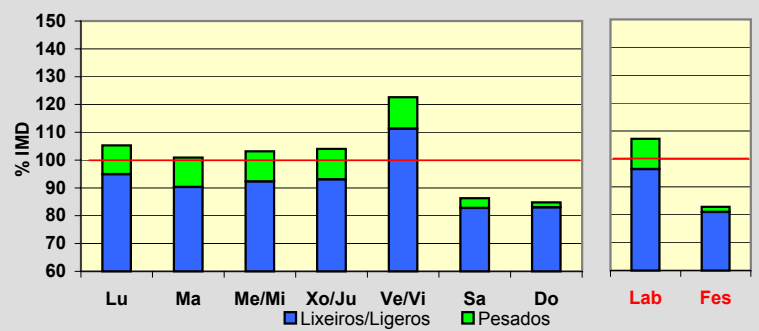
Treito/Tramo:

Enl. Laracha - Enl. Carballo Norte% Pes.: **8,2** I₁₅₀: **1.286****Variación Mensual**

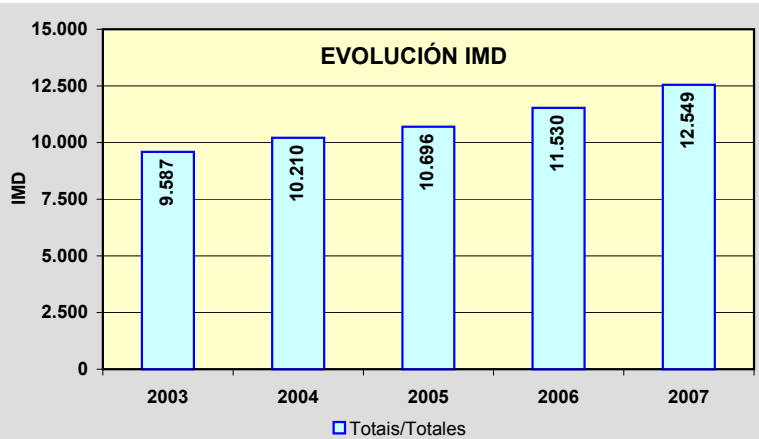
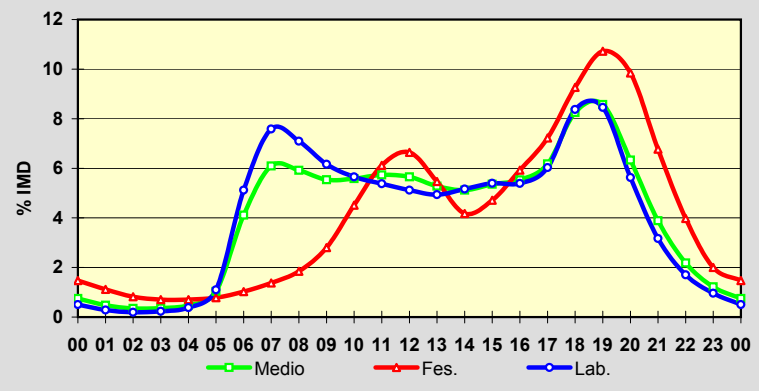
| | I.M.D. | % I.M.D. | % Pes. |
|------|--------|----------|--------|
| I | 11.362 | 90,54 | 7,8 |
| II | 11.516 | 91,77 | 8,6 |
| III | 12.137 | 96,72 | 7,9 |
| IV | 12.222 | 97,39 | 7,6 |
| V | 12.042 | 95,96 | 9,3 |
| VI | 12.906 | 102,84 | 8,5 |
| VII | 13.659 | 108,85 | 8,2 |
| VIII | 14.516 | 115,67 | 7,6 |
| IX | 13.054 | 104,02 | 8,1 |
| X | 12.766 | 101,73 | 8,8 |
| XI | 12.357 | 98,47 | 8,4 |
| XII | 11.962 | 95,32 | 7,7 |

**Semana Media**

| | I.M.D. | % I.M.D. | % Pes. |
|-------|--------|----------|--------|
| Lu | 13.209 | 105,26 | 9,8 |
| Ma | 12.667 | 100,94 | 10,5 |
| Me/Mi | 12.946 | 103,16 | 10,5 |
| Xo/Ju | 13.052 | 104,01 | 10,5 |
| Ve/Vi | 15.384 | 122,59 | 9,2 |
| Sa | 10.833 | 86,33 | 4,1 |
| Do | 10.642 | 84,80 | 2,1 |
| Lab | 13.453 | 107,20 | 10,1 |
| Fes | 10.393 | 82,82 | 2,2 |

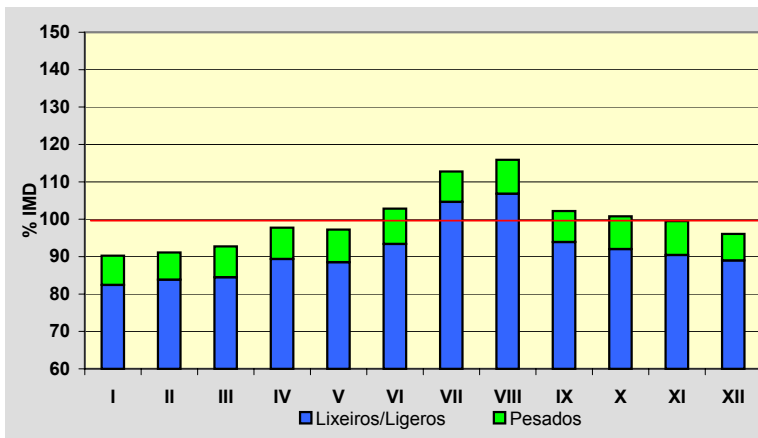
**Día Medio**

| | Lab. | Fes. | Medio |
|----|---------------|---------------|---------------|
| 00 | 68 | 153 | 94 |
| 01 | 38 | 116 | 60 |
| 02 | 26 | 85 | 44 |
| 03 | 31 | 73 | 45 |
| 04 | 51 | 73 | 60 |
| 05 | 148 | 81 | 130 |
| 06 | 689 | 107 | 516 |
| 07 | 1.020 | 143 | 765 |
| 08 | 954 | 192 | 743 |
| 09 | 829 | 291 | 695 |
| 10 | 761 | 469 | 701 |
| 11 | 723 | 636 | 719 |
| 12 | 689 | 690 | 710 |
| 13 | 664 | 568 | 663 |
| 14 | 695 | 434 | 642 |
| 15 | 726 | 490 | 672 |
| 16 | 725 | 616 | 694 |
| 17 | 811 | 751 | 775 |
| 18 | 1.126 | 963 | 1.035 |
| 19 | 1.138 | 1.114 | 1.076 |
| 20 | 757 | 1.023 | 795 |
| 21 | 426 | 704 | 488 |
| 22 | 229 | 413 | 274 |
| 23 | 129 | 208 | 153 |
| | 13.453 | 10.393 | 12.549 |

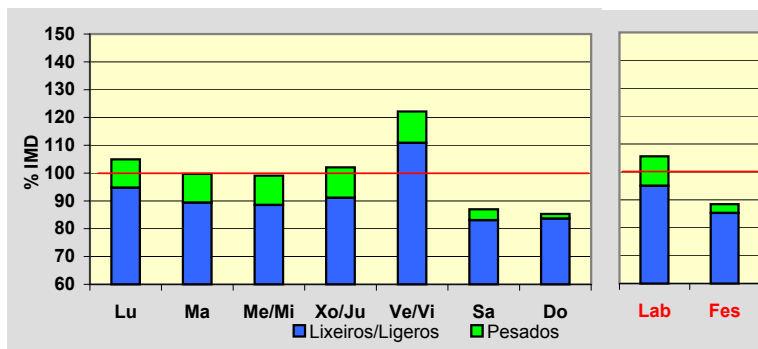


Estación: **AG-55(31)**Tipo: **COM****MEMORIA DE AFOROS 2007**Anterior: **A-55(31)**Rede/Red: **VAC**Nome/Nombre: **Carballo (AG-55)**IMD: **11.725** I₃₀: **1.462**Treito/Tramo: **Enl. Carballo Norte - Enl. Carballo Centro (AC-414)**% Pes.: **8,4** I₁₅₀: **1.227****Variación Mensual**

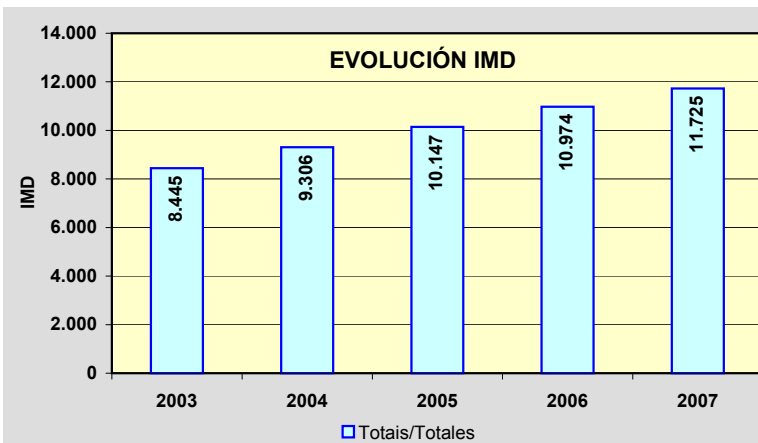
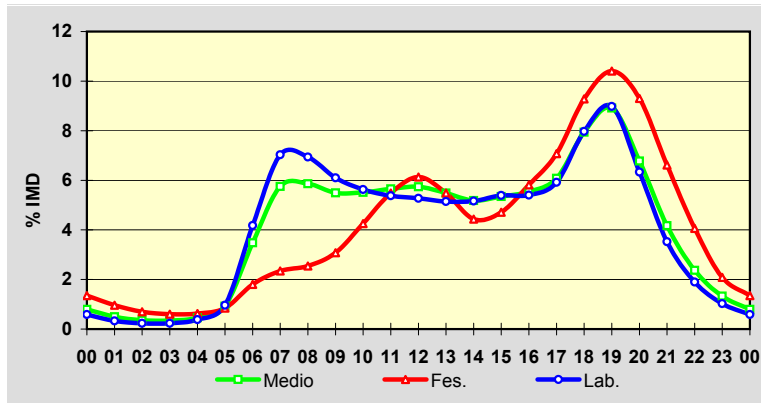
| | I.M.D. | % I.M.D. | % Pes. |
|------|--------|----------|--------|
| I | 10.583 | 90,26 | 8,7 |
| II | 10.685 | 91,13 | 8,0 |
| III | 10.873 | 92,73 | 8,9 |
| IV | 11.463 | 97,77 | 8,6 |
| V | 11.403 | 97,25 | 9,0 |
| VI | 12.057 | 102,83 | 9,2 |
| VII | 13.221 | 112,76 | 7,2 |
| VIII | 13.586 | 115,87 | 7,8 |
| IX | 11.982 | 102,19 | 8,1 |
| X | 11.819 | 100,80 | 8,7 |
| XI | 11.665 | 99,49 | 9,1 |
| XII | 11.267 | 96,09 | 7,4 |

**Semana Media**

| | I.M.D. | % I.M.D. | % Pes. |
|-------|--------|----------|--------|
| Lu | 12.307 | 104,96 | 9,7 |
| Ma | 11.688 | 99,68 | 10,3 |
| Me/Mi | 11.614 | 99,05 | 10,6 |
| Xo/Ju | 11.966 | 102,06 | 10,7 |
| Ve/Vi | 14.319 | 122,12 | 9,2 |
| Sa | 10.201 | 87,00 | 4,5 |
| Do | 10.005 | 85,33 | 2,0 |
| Lab | 12.381 | 105,59 | 10,0 |
| Fes | 10.371 | 88,45 | 3,6 |

**Día Medio**

| | Lab. | Fes. | Medio |
|----|---------------|---------------|---------------|
| 00 | 73 | 140 | 93 |
| 01 | 41 | 100 | 58 |
| 02 | 29 | 72 | 42 |
| 03 | 29 | 62 | 40 |
| 04 | 47 | 65 | 54 |
| 05 | 119 | 88 | 108 |
| 06 | 517 | 187 | 408 |
| 07 | 870 | 243 | 674 |
| 08 | 859 | 264 | 687 |
| 09 | 755 | 319 | 644 |
| 10 | 697 | 441 | 646 |
| 11 | 666 | 569 | 663 |
| 12 | 653 | 636 | 673 |
| 13 | 637 | 569 | 643 |
| 14 | 639 | 460 | 608 |
| 15 | 667 | 489 | 627 |
| 16 | 669 | 603 | 650 |
| 17 | 733 | 734 | 713 |
| 18 | 987 | 963 | 931 |
| 19 | 1.112 | 1.079 | 1.045 |
| 20 | 784 | 965 | 795 |
| 21 | 436 | 686 | 489 |
| 22 | 235 | 421 | 278 |
| 23 | 127 | 216 | 156 |
| | 12.381 | 10.371 | 11.725 |



Estación: **AG-64(2)**Tipo: **PER**

MEMORIA DE AFOROS 2007

Anterior: **A-64(2)**Rede/Red: **VAC**

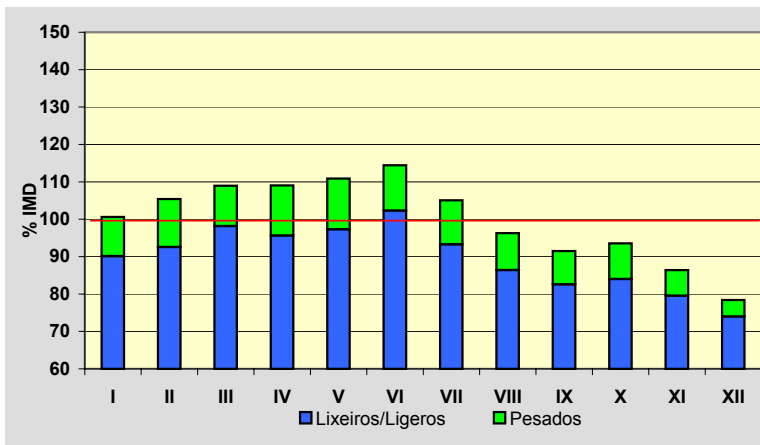
Nome/Nombre:

Río do PozoIMD: **9.563** I₃₀: **980**

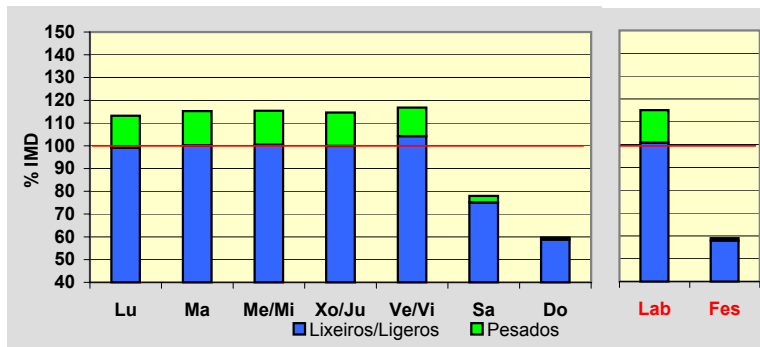
Treito/Tramo:

Glor. AC-116 - Enl. P.I. Río do Pozo% Pes.: **10,4** I₁₅₀: **930****Variación Mensual**

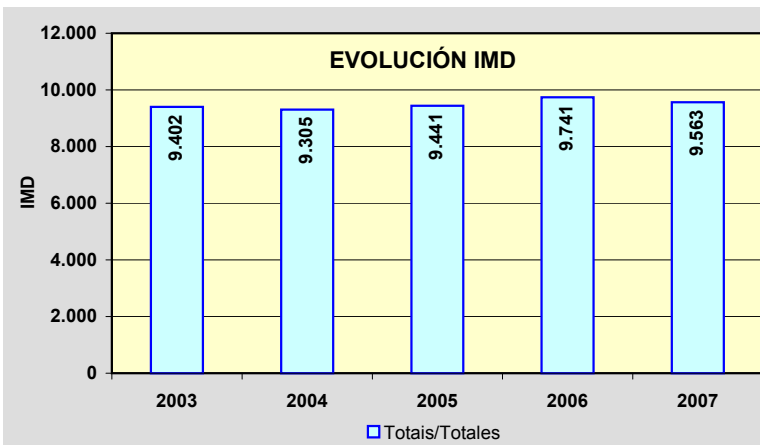
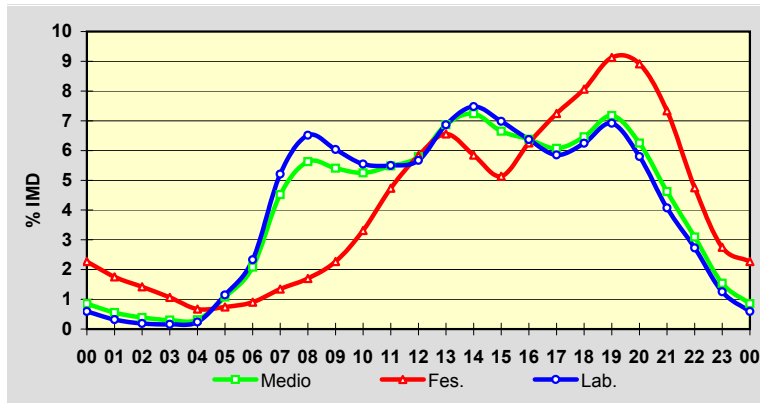
| | I.M.D. | % I.M.D. | % Pes. |
|------|--------|----------|--------|
| I | 9.620 | 100,60 | 10,4 |
| II | 10.082 | 105,43 | 12,2 |
| III | 10.418 | 108,94 | 9,9 |
| IV | 10.429 | 109,06 | 12,3 |
| V | 10.602 | 110,86 | 12,2 |
| VI | 10.945 | 114,45 | 10,6 |
| VII | 10.048 | 105,07 | 11,2 |
| VIII | 9.210 | 96,31 | 10,3 |
| IX | 8.748 | 91,48 | 9,7 |
| X | 8.945 | 93,54 | 10,2 |
| XI | 8.261 | 86,39 | 7,9 |
| XII | 7.497 | 78,40 | 5,6 |

**Semana Media**

| | I.M.D. | % I.M.D. | % Pes. |
|-------|--------|----------|--------|
| Lu | 10.826 | 113,21 | 12,5 |
| Ma | 11.025 | 115,29 | 13,1 |
| Me/Mi | 11.036 | 115,40 | 12,9 |
| Xo/Ju | 10.962 | 114,63 | 12,8 |
| Ve/Vi | 11.169 | 116,79 | 10,8 |
| Sa | 7.457 | 77,98 | 3,7 |
| Do | 5.710 | 59,71 | 1,6 |
| Lab | 11.003 | 115,06 | 12,4 |
| Fes | 5.643 | 59,01 | 1,8 |

**Día Medio**

| | Lab. | Fes. | Medio |
|----|---------------|--------------|--------------|
| 00 | 65 | 128 | 82 |
| 01 | 35 | 99 | 53 |
| 02 | 21 | 80 | 37 |
| 03 | 18 | 60 | 29 |
| 04 | 26 | 38 | 30 |
| 05 | 126 | 42 | 103 |
| 06 | 256 | 51 | 199 |
| 07 | 573 | 76 | 432 |
| 08 | 717 | 96 | 538 |
| 09 | 664 | 128 | 517 |
| 10 | 610 | 187 | 502 |
| 11 | 605 | 267 | 524 |
| 12 | 624 | 329 | 554 |
| 13 | 755 | 370 | 657 |
| 14 | 823 | 330 | 692 |
| 15 | 768 | 290 | 636 |
| 16 | 701 | 353 | 610 |
| 17 | 644 | 409 | 581 |
| 18 | 687 | 455 | 618 |
| 19 | 761 | 515 | 686 |
| 20 | 638 | 503 | 598 |
| 21 | 448 | 414 | 442 |
| 22 | 300 | 268 | 296 |
| 23 | 138 | 155 | 147 |
| | 11.003 | 5.643 | 9.563 |



Estación: **AG-64(5)**Tipo: **COM**

MEMORIA DE AFOROS 2007

Anterior: **A-64(5)**Rede/Red: **VAC**

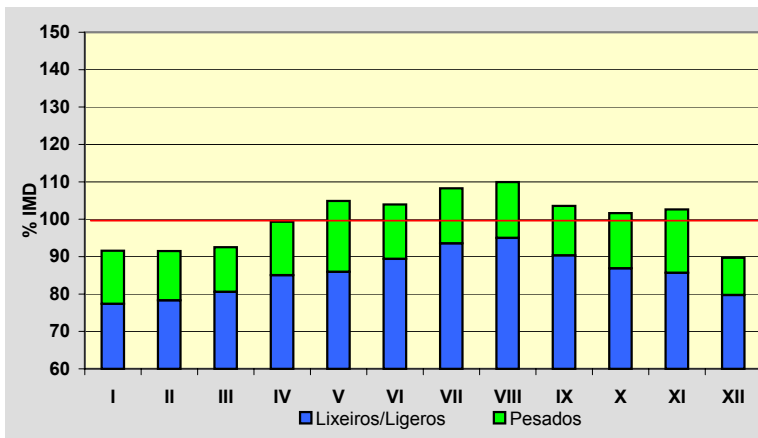
Nome/Nombre:

XubiaIMD: **11.180** I₃₀: **1.004**

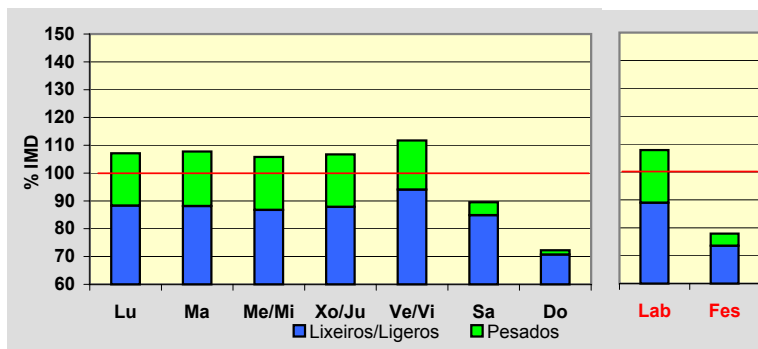
Treito/Tramo:

Enl. Narón (AC-566) - Enl. Sedes (CP-5404)% Pes.: **14,3** I₁₅₀: **935****Variación Mensual**

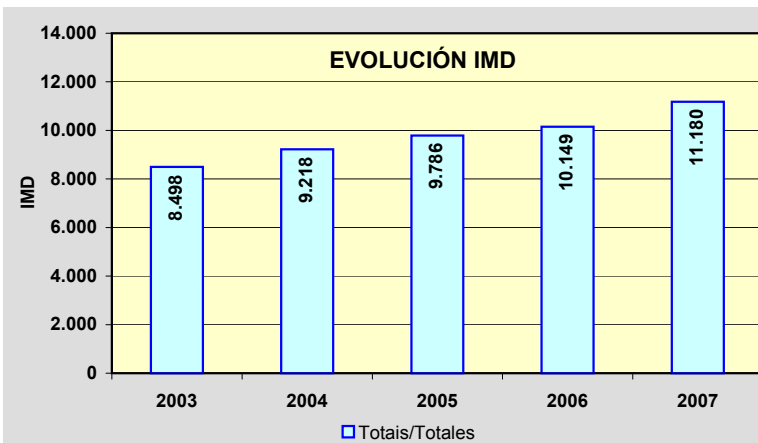
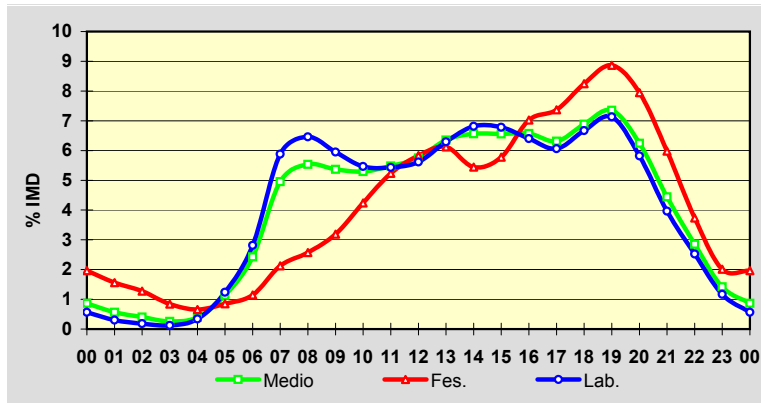
| | I.M.D. | % I.M.D. | % Pes. |
|------|--------|----------|--------|
| I | 10.240 | 91,59 | 15,5 |
| II | 10.229 | 91,49 | 14,4 |
| III | 10.342 | 92,50 | 12,9 |
| IV | 11.105 | 99,33 | 14,4 |
| V | 11.728 | 104,90 | 18,1 |
| VI | 11.624 | 103,97 | 14,0 |
| VII | 12.104 | 108,26 | 13,6 |
| VIII | 12.292 | 109,95 | 13,6 |
| IX | 11.581 | 103,59 | 12,8 |
| X | 11.362 | 101,63 | 14,5 |
| XI | 11.473 | 102,62 | 16,5 |
| XII | 10.027 | 89,69 | 11,1 |

**Semana Media**

| | I.M.D. | % I.M.D. | % Pes. |
|-------|--------|----------|--------|
| Lu | 11.980 | 107,16 | 17,6 |
| Ma | 12.047 | 107,75 | 18,2 |
| Me/Mi | 11.828 | 105,80 | 18,0 |
| Xo/Ju | 11.934 | 106,74 | 17,7 |
| Ve/Vi | 12.493 | 111,74 | 15,8 |
| Sa | 10.011 | 89,54 | 5,2 |
| Do | 8.081 | 72,28 | 2,2 |
| Lab | 12.057 | 107,84 | 17,5 |
| Fes | 8.709 | 77,90 | 5,6 |

**Día Medio**

| | Lab. | Fes. | Medio |
|----|---------------|--------------|---------------|
| 00 | 68 | 171 | 97 |
| 01 | 36 | 136 | 63 |
| 02 | 22 | 111 | 45 |
| 03 | 15 | 73 | 29 |
| 04 | 41 | 57 | 44 |
| 05 | 149 | 74 | 127 |
| 06 | 339 | 100 | 271 |
| 07 | 709 | 185 | 554 |
| 08 | 779 | 224 | 619 |
| 09 | 717 | 278 | 600 |
| 10 | 659 | 369 | 592 |
| 11 | 655 | 456 | 613 |
| 12 | 677 | 508 | 643 |
| 13 | 759 | 533 | 710 |
| 14 | 822 | 474 | 734 |
| 15 | 818 | 503 | 733 |
| 16 | 772 | 612 | 735 |
| 17 | 731 | 642 | 706 |
| 18 | 804 | 718 | 770 |
| 19 | 860 | 772 | 822 |
| 20 | 702 | 692 | 698 |
| 21 | 478 | 521 | 497 |
| 22 | 304 | 325 | 319 |
| 23 | 141 | 175 | 159 |
| | 12.057 | 8.709 | 11.180 |

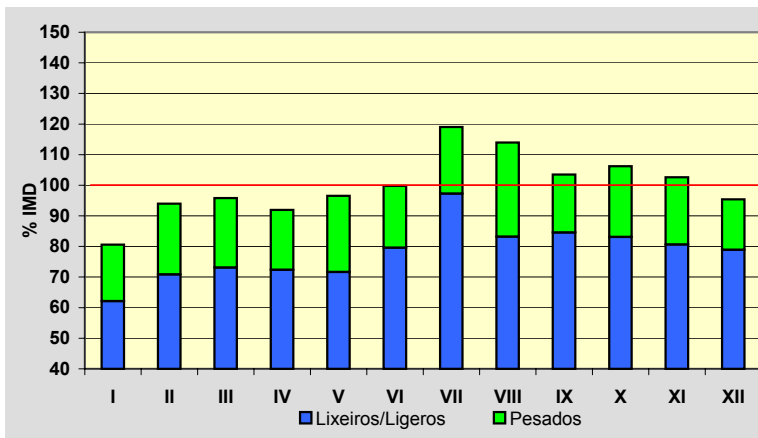


Estación: **AG-64(12)**Tipo: **COM**

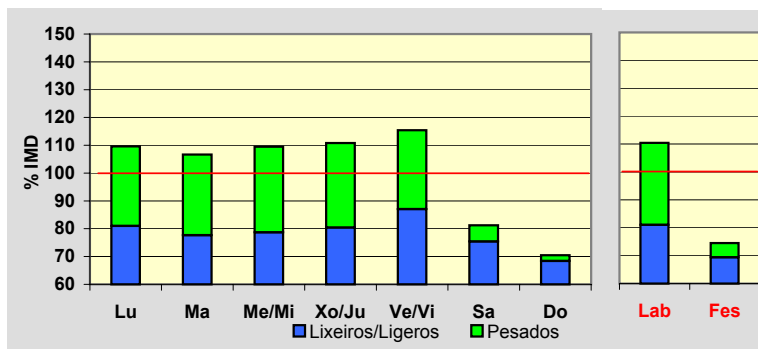
MEMORIA DE AFOROS 2007

Anterior: **A-64(12)**Rede/Red: **VAC**Nome/Nombre: **San Sadurniño**IMD: **5.221** I₃₀: **512**Treito/Tramo: **Enl. Ortigueira (AC-862) - Enl. Narahío (AC-861)**% Pes.: **21,8** I₁₅₀: **471****Variación Mensual**

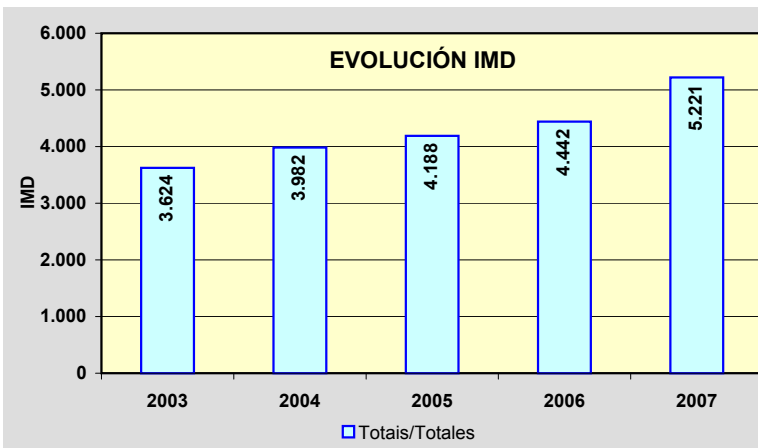
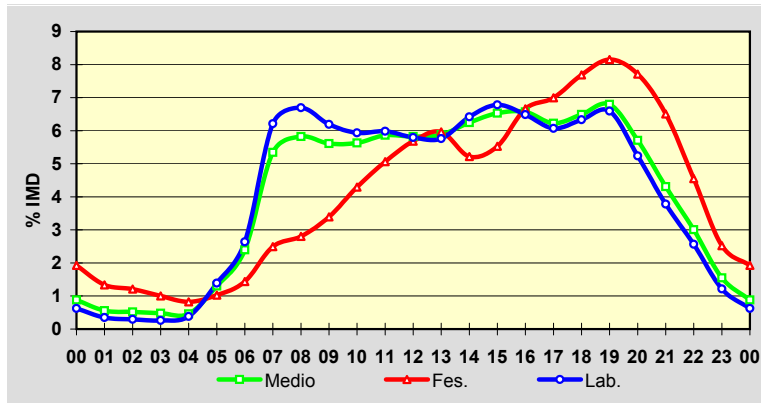
| | I.M.D. | % I.M.D. | % Pes. |
|------|--------|----------|--------|
| I | 4.207 | 80,58 | 22,9 |
| II | 4.906 | 93,97 | 24,6 |
| III | 5.001 | 95,79 | 23,7 |
| IV | 4.800 | 91,94 | 21,3 |
| V | 5.041 | 96,55 | 25,8 |
| VI | 5.209 | 99,77 | 20,2 |
| VII | 6.215 | 119,04 | 18,3 |
| VIII | 5.950 | 113,96 | 27,0 |
| IX | 5.405 | 103,52 | 18,3 |
| X | 5.547 | 106,24 | 21,8 |
| XI | 5.357 | 102,60 | 21,4 |
| XII | 4.981 | 95,40 | 17,3 |

**Semana Media**

| | I.M.D. | % I.M.D. | % Pes. |
|-------|--------|----------|--------|
| Lu | 5.722 | 109,60 | 26,1 |
| Ma | 5.569 | 106,67 | 27,2 |
| Me/Mi | 5.716 | 109,48 | 28,1 |
| Xo/Ju | 5.786 | 110,82 | 27,4 |
| Ve/VI | 6.027 | 115,44 | 24,6 |
| Sa | 4.240 | 81,21 | 7,1 |
| Do | 3.678 | 70,45 | 2,9 |
| Lab | 5.764 | 110,40 | 26,6 |
| Fes | 3.889 | 74,49 | 6,8 |

**Día Medio**

| | Lab. | Fes. | Medio |
|----|--------------|--------------|--------------|
| 00 | 36 | 75 | 46 |
| 01 | 20 | 52 | 29 |
| 02 | 17 | 47 | 27 |
| 03 | 15 | 39 | 25 |
| 04 | 22 | 32 | 24 |
| 05 | 80 | 40 | 68 |
| 06 | 152 | 56 | 125 |
| 07 | 358 | 97 | 279 |
| 08 | 386 | 109 | 304 |
| 09 | 357 | 132 | 293 |
| 10 | 342 | 167 | 294 |
| 11 | 345 | 197 | 306 |
| 12 | 334 | 221 | 304 |
| 13 | 332 | 232 | 307 |
| 14 | 370 | 203 | 326 |
| 15 | 391 | 215 | 341 |
| 16 | 374 | 259 | 343 |
| 17 | 350 | 272 | 325 |
| 18 | 365 | 299 | 339 |
| 19 | 380 | 317 | 355 |
| 20 | 302 | 300 | 298 |
| 21 | 218 | 253 | 225 |
| 22 | 148 | 177 | 157 |
| 23 | 70 | 98 | 81 |
| | 5.764 | 3.889 | 5.221 |



Estación: **AG-64(21)**Tipo: **COM****MEMORIA DE AFOROS 2007**

Anterior:

Rede/Red: **VAC**

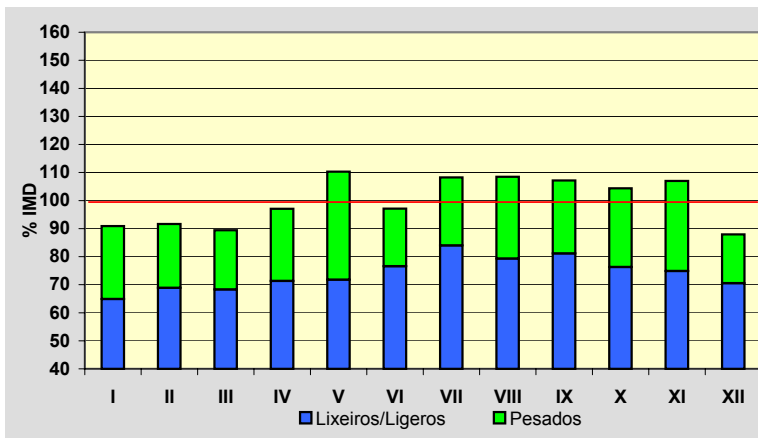
Nome/Nombre:

RamadelaIMD: **4.591** I₃₀: **473**

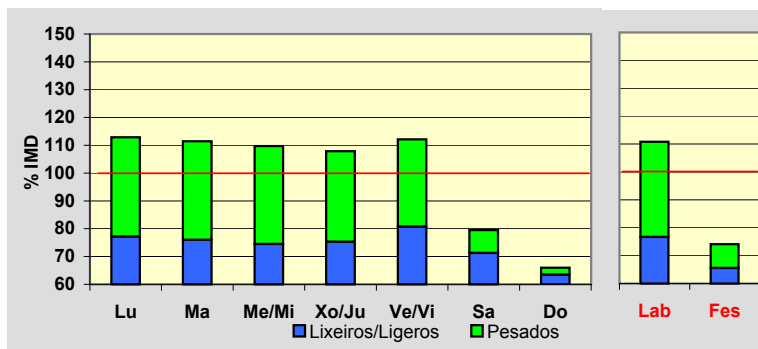
Treito/Tramo:

Enl. Igrexafeita (AC-861) - Enl. Espiñaredo (AC-861)% Pes.: **26,0** I₁₅₀: **433****Variación Mensual**

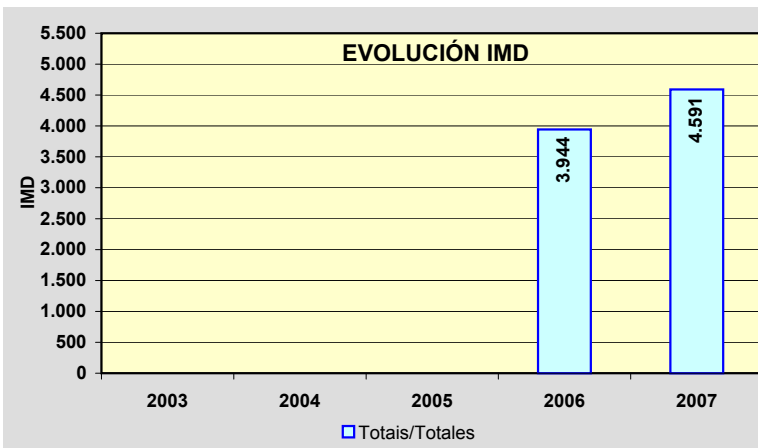
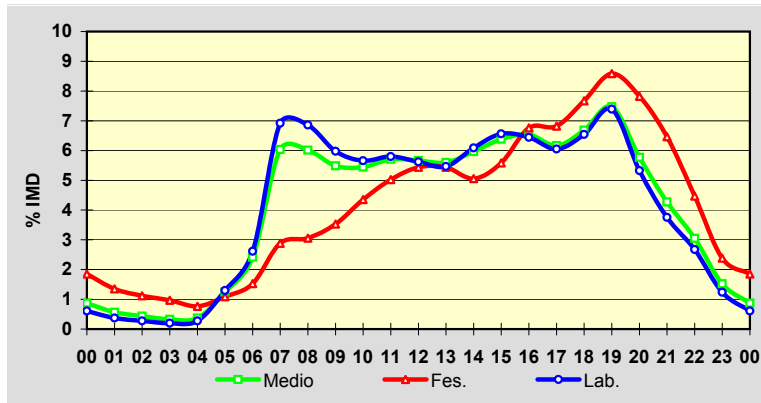
| | I.M.D. | % I.M.D. | % Pes. |
|------|--------|----------|--------|
| I | 4.172 | 90,87 | 28,6 |
| II | 4.206 | 91,61 | 24,8 |
| III | 4.104 | 89,39 | 23,6 |
| IV | 4.456 | 97,06 | 26,5 |
| V | 5.063 | 110,28 | 34,9 |
| VI | 4.460 | 97,15 | 21,2 |
| VII | 4.969 | 108,23 | 22,4 |
| VIII | 4.981 | 108,49 | 26,9 |
| IX | 4.921 | 107,19 | 24,3 |
| X | 4.792 | 104,38 | 26,9 |
| XI | 4.911 | 106,97 | 30,0 |
| XII | 4.036 | 87,91 | 19,8 |

**Semana Media**

| | I.M.D. | % I.M.D. | % Pes. |
|-------|--------|----------|--------|
| Lu | 5.182 | 112,87 | 31,6 |
| Ma | 5.116 | 111,44 | 31,8 |
| Me/Mi | 5.036 | 109,69 | 32,1 |
| Xo/Ju | 4.952 | 107,86 | 30,2 |
| Ve/Vi | 5.149 | 112,15 | 28,0 |
| Sa | 3.651 | 79,53 | 10,4 |
| Do | 3.030 | 66,00 | 3,8 |
| Lab | 5.089 | 110,85 | 30,8 |
| Fes | 3.402 | 74,10 | 11,5 |

**Día Medio**

| | Lab. | Fes. | Medio |
|--------------|--------------|--------------|--------------|
| 00 | 31 | 63 | 40 |
| 01 | 19 | 46 | 26 |
| 02 | 14 | 38 | 20 |
| 03 | 10 | 33 | 15 |
| 04 | 14 | 26 | 17 |
| 05 | 66 | 37 | 57 |
| 06 | 133 | 52 | 111 |
| 07 | 352 | 98 | 277 |
| 08 | 349 | 104 | 276 |
| 09 | 304 | 120 | 252 |
| 10 | 288 | 148 | 250 |
| 11 | 295 | 171 | 262 |
| 12 | 286 | 185 | 260 |
| 13 | 278 | 185 | 257 |
| 14 | 310 | 172 | 274 |
| 15 | 334 | 190 | 293 |
| 16 | 328 | 230 | 300 |
| 17 | 308 | 232 | 283 |
| 18 | 333 | 261 | 307 |
| 19 | 376 | 292 | 343 |
| 20 | 271 | 266 | 265 |
| 21 | 191 | 220 | 196 |
| 22 | 136 | 152 | 140 |
| 23 | 63 | 81 | 70 |
| Total | 5.089 | 3.402 | 4.591 |



Estación: **VG-1.1(1)**Tipo: **COM**

MEMORIA DE AFOROS 2007

Anterior: **VRG-1.1(0)**Rede/Red: **VAC**

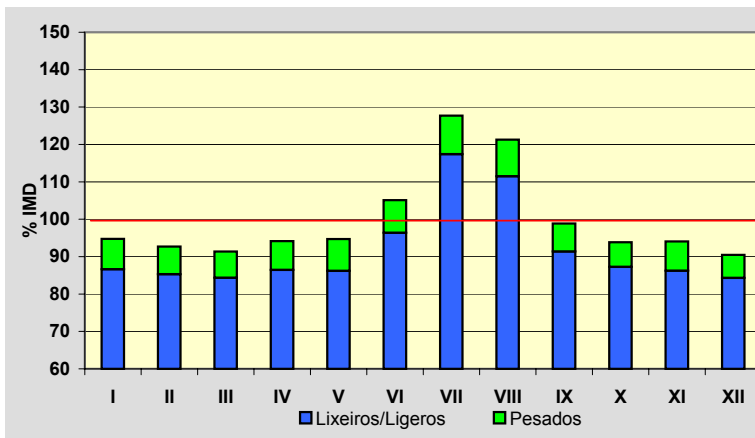
Nome/Nombre:

Padrón (VG)IMD: **11.738** I₃₀: **1.287**

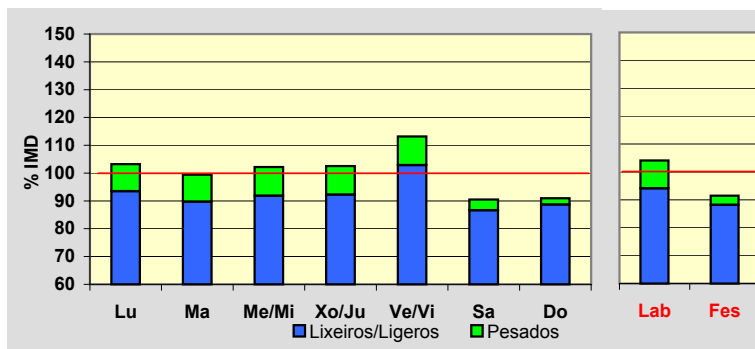
Treito/Tramo:

Padrón (N-550) - Enl. Lestrove (AC-305)% Pes.: **8,0** I₁₅₀: **1.070****Variación Mensual**

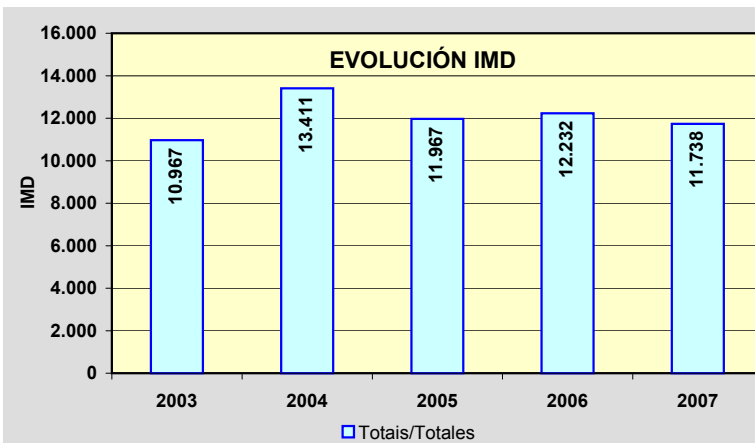
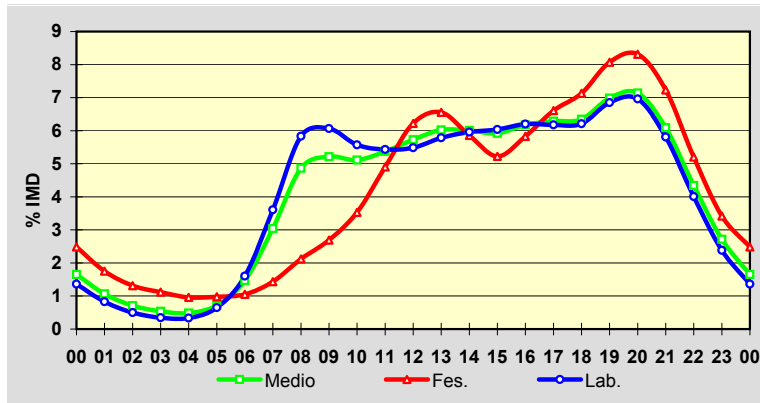
| | I.M.D. | % I.M.D. | % Pes. |
|------|--------|----------|--------|
| I | 11.122 | 94,75 | 8,6 |
| II | 10.883 | 92,72 | 8,0 |
| III | 10.727 | 91,39 | 7,7 |
| IV | 11.051 | 94,15 | 8,2 |
| V | 11.115 | 94,69 | 9,0 |
| VI | 12.337 | 105,10 | 8,3 |
| VII | 14.991 | 127,71 | 8,1 |
| VIII | 14.238 | 121,30 | 8,1 |
| IX | 11.606 | 98,88 | 7,6 |
| X | 11.015 | 93,84 | 7,0 |
| XI | 11.040 | 94,05 | 8,3 |
| XII | 10.617 | 90,45 | 6,8 |

**Semana Media**

| | I.M.D. | % I.M.D. | % Pes. |
|-------|--------|----------|--------|
| Lu | 12.113 | 103,19 | 9,4 |
| Ma | 11.668 | 99,40 | 9,7 |
| Me/Mi | 11.996 | 102,20 | 10,1 |
| Xo/Ju | 12.033 | 102,51 | 10,0 |
| Ve/Vi | 13.284 | 113,17 | 9,1 |
| Sa | 10.625 | 90,52 | 4,3 |
| Do | 10.680 | 90,99 | 2,5 |
| Lab | 12.220 | 104,11 | 9,6 |
| Fes | 10.741 | 91,51 | 3,6 |

**Día Medio**

| | Lab. | Fes. | Medio |
|----|---------------|---------------|---------------|
| 00 | 166 | 267 | 194 |
| 01 | 101 | 188 | 125 |
| 02 | 61 | 141 | 83 |
| 03 | 42 | 120 | 63 |
| 04 | 41 | 103 | 57 |
| 05 | 79 | 105 | 84 |
| 06 | 196 | 113 | 172 |
| 07 | 441 | 154 | 357 |
| 08 | 713 | 228 | 571 |
| 09 | 741 | 289 | 612 |
| 10 | 681 | 379 | 600 |
| 11 | 664 | 527 | 631 |
| 12 | 670 | 668 | 672 |
| 13 | 707 | 704 | 707 |
| 14 | 728 | 629 | 705 |
| 15 | 738 | 561 | 695 |
| 16 | 758 | 626 | 725 |
| 17 | 755 | 710 | 738 |
| 18 | 759 | 766 | 745 |
| 19 | 837 | 867 | 820 |
| 20 | 851 | 893 | 838 |
| 21 | 710 | 777 | 715 |
| 22 | 490 | 559 | 510 |
| 23 | 291 | 367 | 319 |
| | 12.220 | 10.741 | 11.738 |



Estación: **VG-1.1(19)**Tipo: **PER****MEMORIA DE AFOROS 2007**Anterior: **VRG-1.1(19)**Rede/Red: **VAC**

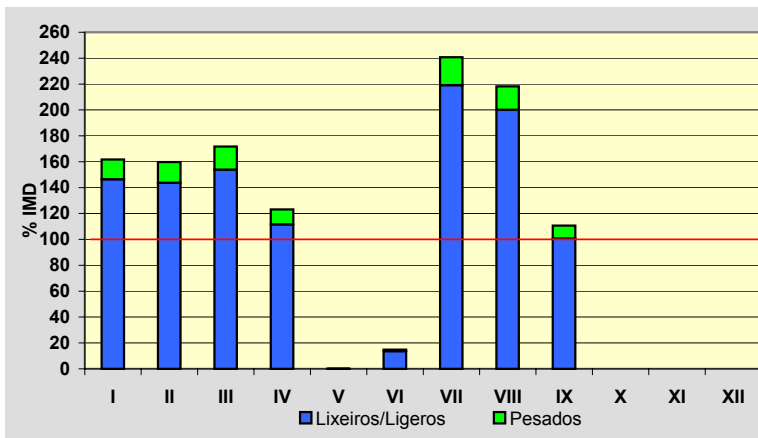
Nome/Nombre:

BoiroIMD: **8.635** I₃₀: **1.766**

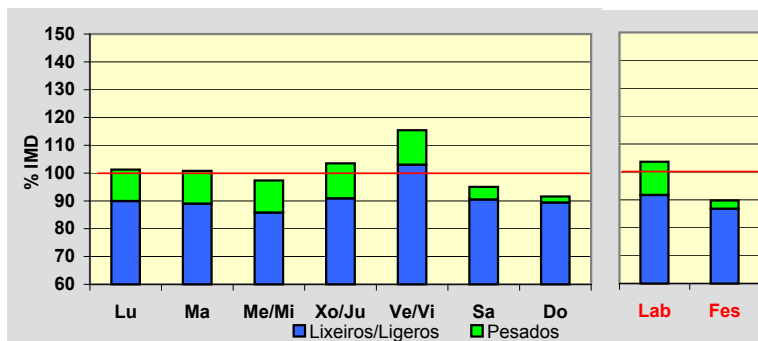
Treito/Tramo:

Enl. Taragoña - Enl. Boiro Norte (AC-305)% Pes.: **9,3** I₁₅₀: **1.455****Variación Mensual**

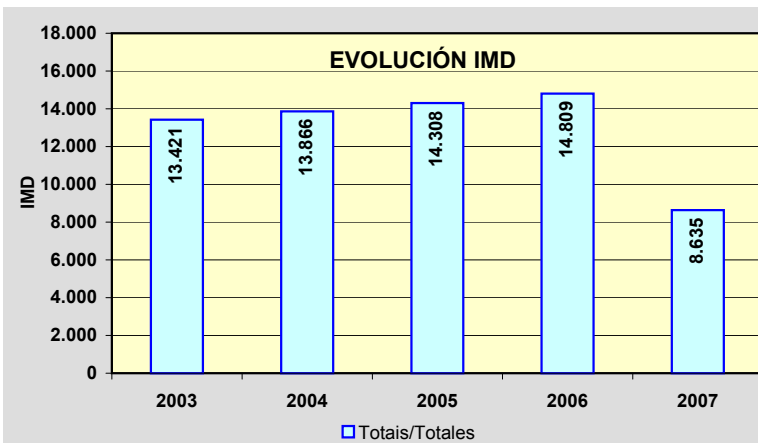
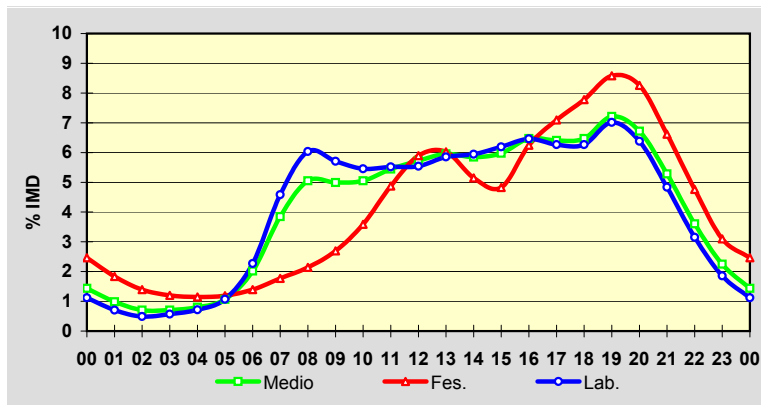
| | I.M.D. | % I.M.D. | % Pes. |
|------|--------|----------|--------|
| I | 13.964 | 161,71 | 9,5 |
| II | 13.796 | 159,77 | 10,1 |
| III | 14.824 | 171,67 | 10,4 |
| IV | 10.638 | 123,20 | 9,5 |
| V | 12 | 0,14 | 8,3 |
| VI | 1.278 | 14,80 | 8,0 |
| VII | 20.789 | 240,75 | 9,0 |
| VIII | 18.842 | 218,20 | 8,3 |
| IX | 9.559 | 110,70 | 9,1 |
| X | 0 | 0,00 | 0,0 |
| XI | 0 | 0,00 | 0,0 |
| XII | 0 | 0,00 | 0,0 |

**Semana Media**

| | I.M.D. | % I.M.D. | % Pes. |
|-------|--------|----------|--------|
| Lu | 8.742 | 101,24 | 11,2 |
| Ma | 8.702 | 100,78 | 11,7 |
| Me/Mi | 8.406 | 97,35 | 11,9 |
| Xo/Ju | 8.940 | 103,53 | 12,2 |
| Ve/Vi | 9.968 | 115,44 | 10,8 |
| Sa | 8.209 | 95,07 | 4,8 |
| Do | 7.908 | 91,58 | 2,4 |
| Lab | 8.950 | 103,65 | 11,5 |
| Fes | 7.752 | 89,77 | 3,3 |

**Día Medio**

| | Lab. | Fes. | Medio |
|----|--------------|--------------|--------------|
| 00 | 100 | 191 | 124 |
| 01 | 63 | 142 | 85 |
| 02 | 44 | 108 | 61 |
| 03 | 51 | 93 | 61 |
| 04 | 64 | 89 | 69 |
| 05 | 96 | 92 | 92 |
| 06 | 203 | 108 | 174 |
| 07 | 410 | 137 | 332 |
| 08 | 540 | 166 | 436 |
| 09 | 511 | 209 | 431 |
| 10 | 488 | 278 | 436 |
| 11 | 494 | 378 | 470 |
| 12 | 496 | 457 | 494 |
| 13 | 524 | 467 | 514 |
| 14 | 532 | 399 | 505 |
| 15 | 554 | 374 | 516 |
| 16 | 578 | 484 | 559 |
| 17 | 561 | 550 | 553 |
| 18 | 561 | 603 | 559 |
| 19 | 628 | 665 | 623 |
| 20 | 571 | 640 | 580 |
| 21 | 433 | 513 | 456 |
| 22 | 282 | 369 | 311 |
| 23 | 166 | 240 | 194 |
| | 8.950 | 7.752 | 8.635 |

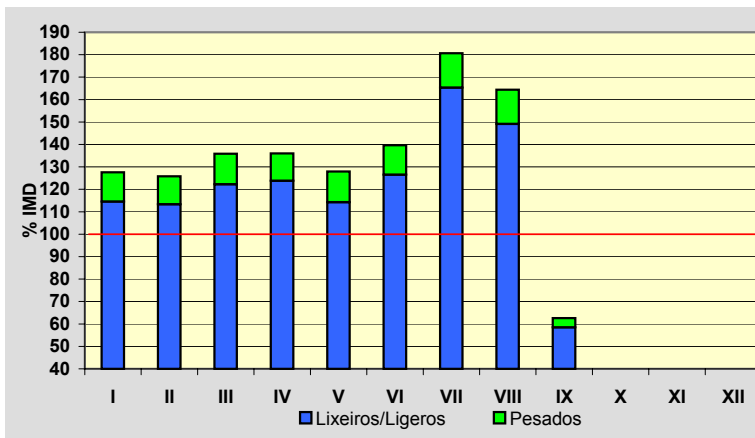


Estación: **VG-1.1(28)**Tipo: **PER**

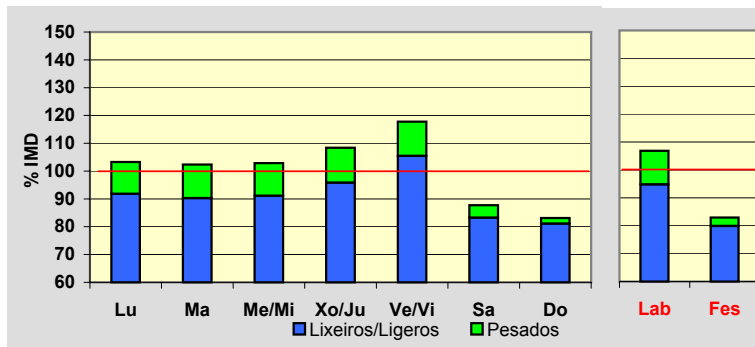
MEMORIA DE AFOROS 2007

Anterior: **VRG-1.1(28)**Rede/Red: **VAC**Nome/Nombre: **Pobra do Caramiñal Norte**IMD: **7.864** I₃₀: **1.266**Treito/Tramo: **Enl. Boiro Sur - Enl. Pobra Norte**% Pes.: **9,4** I₁₅₀: **1.017****Variación Mensual**

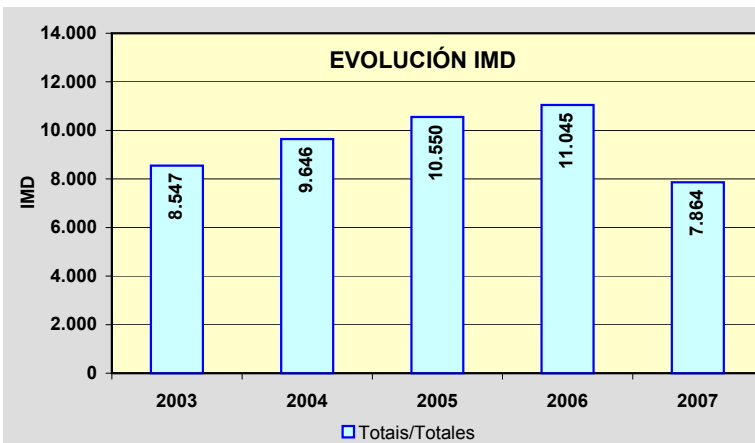
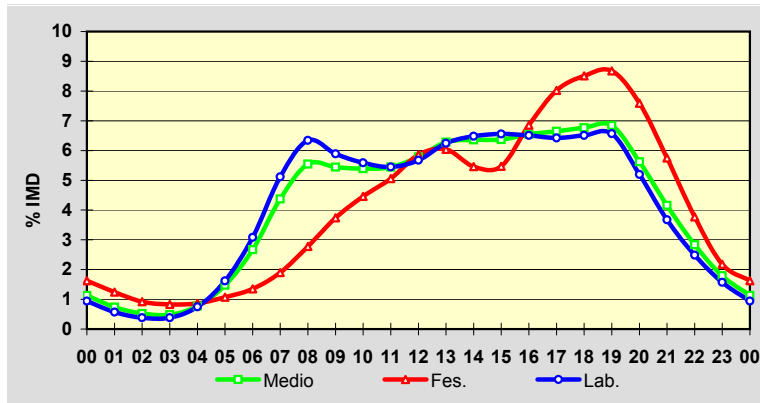
| | I.M.D. | % I.M.D. | % Pes. |
|------|--------|----------|--------|
| I | 10.032 | 127,57 | 10,2 |
| II | 9.894 | 125,81 | 9,9 |
| III | 10.683 | 135,85 | 10,0 |
| IV | 10.697 | 136,02 | 9,0 |
| V | 10.062 | 127,95 | 10,7 |
| VI | 10.982 | 139,65 | 9,4 |
| VII | 14.207 | 180,66 | 8,5 |
| VIII | 12.930 | 164,42 | 9,3 |
| IX | 4.925 | 62,63 | 6,6 |
| X | 0 | 0,00 | 0,0 |
| XI | 0 | 0,00 | 0,0 |
| XII | 0 | 0,00 | 0,0 |

**Semana Media**

| | I.M.D. | % I.M.D. | % Pes. |
|-------|--------|----------|--------|
| Lu | 8.122 | 103,28 | 11,1 |
| Ma | 8.047 | 102,33 | 11,8 |
| Me/Mi | 8.088 | 102,85 | 11,4 |
| Xo/Ju | 8.525 | 108,41 | 11,6 |
| Ve/Vi | 9.264 | 117,80 | 10,5 |
| Sa | 6.899 | 87,73 | 5,1 |
| Do | 6.536 | 83,11 | 2,4 |
| Lab | 8.406 | 106,89 | 11,3 |
| Fes | 6.523 | 82,95 | 3,7 |

**Día Medio**

| | Lab. | Fes. | Medio |
|----|--------------|--------------|--------------|
| 00 | 79 | 106 | 89 |
| 01 | 48 | 81 | 58 |
| 02 | 32 | 60 | 41 |
| 03 | 32 | 54 | 38 |
| 04 | 63 | 56 | 61 |
| 05 | 136 | 70 | 116 |
| 06 | 259 | 88 | 210 |
| 07 | 430 | 124 | 344 |
| 08 | 533 | 181 | 436 |
| 09 | 495 | 244 | 428 |
| 10 | 470 | 291 | 424 |
| 11 | 458 | 330 | 428 |
| 12 | 477 | 382 | 455 |
| 13 | 525 | 394 | 494 |
| 14 | 545 | 356 | 500 |
| 15 | 551 | 357 | 501 |
| 16 | 547 | 447 | 515 |
| 17 | 540 | 523 | 523 |
| 18 | 547 | 555 | 532 |
| 19 | 552 | 566 | 538 |
| 20 | 437 | 495 | 442 |
| 21 | 309 | 375 | 327 |
| 22 | 209 | 246 | 223 |
| 23 | 132 | 142 | 141 |
| | 8.406 | 6.523 | 7.864 |

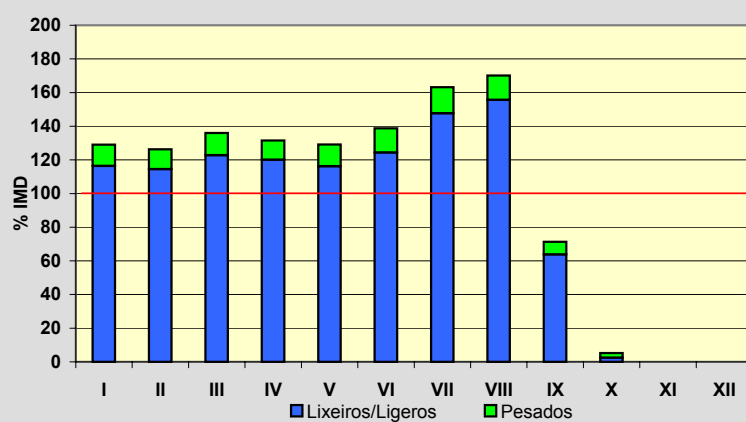


Estación: **VG-1.1(37)**Tipo: **PER**

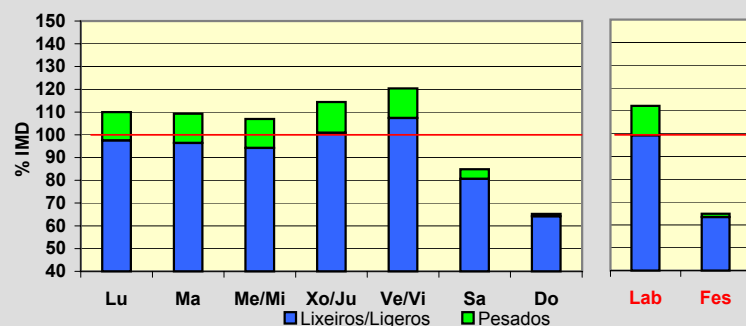
MEMORIA DE AFOROS 2007

Anterior: **VRG-1.1(36)**Rede/Red: **VAC**Nome/Nombre: **Pobra do Caramiñal Sur**IMD: **6.545** I₃₀: **894**Treito/Tramo: **Enl. Pobra Sur (AC-302) - Enl. Palmeira**% Pes.: **9,7** I₁₅₀: **789****Variación Mensual**

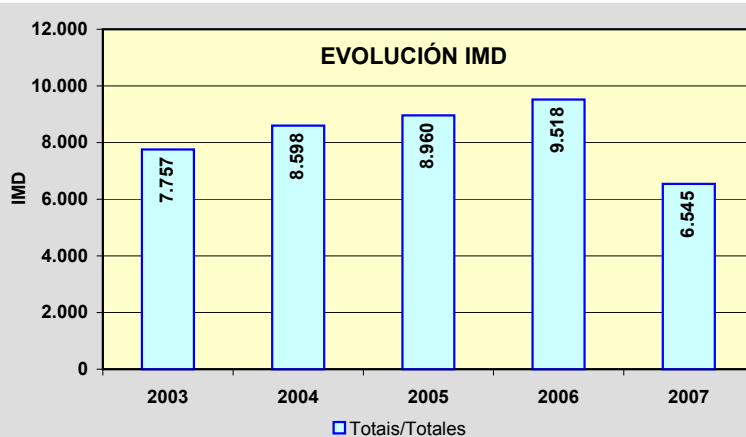
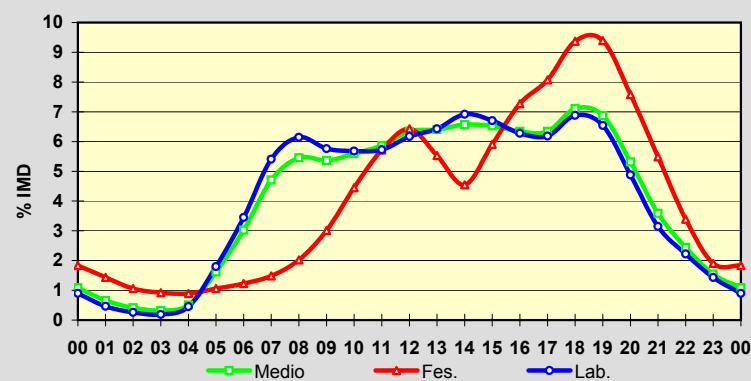
| | I.M.D. | % I.M.D. | % Pes. |
|------|--------|----------|--------|
| I | 8.447 | 129,06 | 9,8 |
| II | 8.269 | 126,34 | 9,4 |
| III | 8.901 | 136,00 | 9,7 |
| IV | 8.609 | 131,54 | 8,7 |
| V | 8.451 | 129,12 | 10,0 |
| VI | 9.079 | 138,72 | 10,3 |
| VII | 10.684 | 163,24 | 9,5 |
| VIII | 11.136 | 170,15 | 8,5 |
| IX | 4.669 | 71,34 | 10,6 |
| X | 341 | 5,21 | 52,2 |
| XI | 2 | 0,03 | 0,0 |
| XII | 0 | 0,00 | 0,0 |

**Semana Media**

| | I.M.D. | % I.M.D. | % Pes. |
|-------|--------|----------|--------|
| Lu | 7.197 | 109,96 | 11,3 |
| Ma | 7.153 | 109,29 | 11,8 |
| Me/Mi | 6.999 | 106,94 | 11,9 |
| Xo/Ju | 7.488 | 114,41 | 11,8 |
| Ve/Vi | 7.879 | 120,38 | 10,8 |
| Sa | 5.555 | 84,87 | 5,0 |
| Do | 4.272 | 65,27 | 1,7 |
| Lab | 7.341 | 112,16 | 11,5 |
| Fes | 4.248 | 64,90 | 2,3 |

**Día Medio**

| | Lab. | Fes. | Medio |
|----|--------------|--------------|--------------|
| 00 | 66 | 78 | 71 |
| 01 | 34 | 61 | 43 |
| 02 | 19 | 45 | 27 |
| 03 | 14 | 39 | 21 |
| 04 | 33 | 38 | 33 |
| 05 | 132 | 45 | 106 |
| 06 | 253 | 52 | 198 |
| 07 | 397 | 63 | 308 |
| 08 | 451 | 86 | 357 |
| 09 | 423 | 128 | 351 |
| 10 | 417 | 189 | 366 |
| 11 | 420 | 243 | 384 |
| 12 | 453 | 273 | 415 |
| 13 | 472 | 235 | 419 |
| 14 | 508 | 193 | 430 |
| 15 | 492 | 251 | 427 |
| 16 | 461 | 309 | 415 |
| 17 | 454 | 343 | 415 |
| 18 | 505 | 398 | 465 |
| 19 | 480 | 399 | 450 |
| 20 | 358 | 322 | 348 |
| 21 | 231 | 233 | 235 |
| 22 | 163 | 144 | 160 |
| 23 | 105 | 81 | 101 |
| | 7.341 | 4.248 | 6.545 |



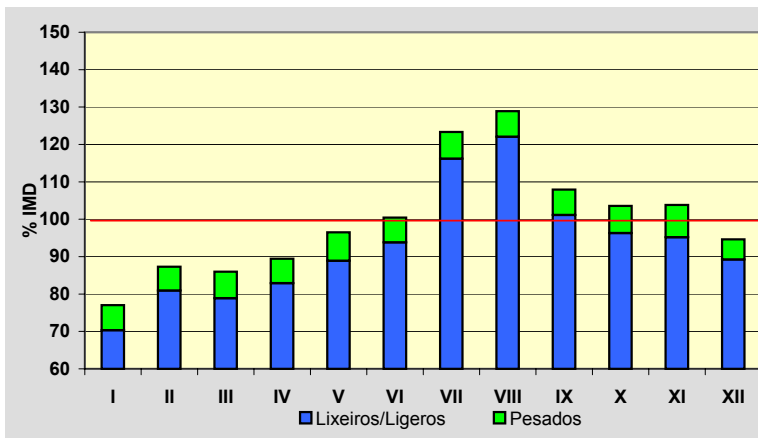
Estación: **VG-1.2(3)**Tipo: **COM**

MEMORIA DE AFOROS 2007

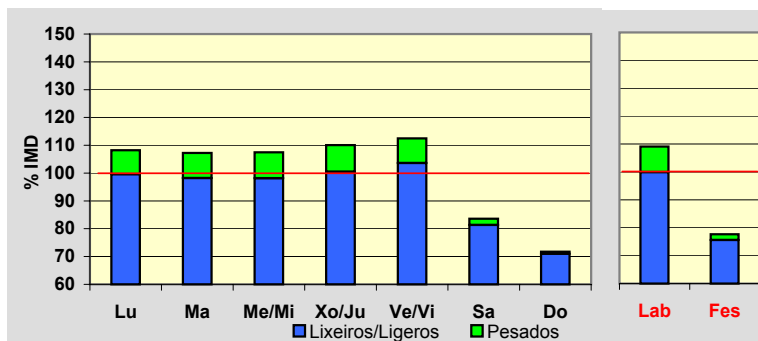
Anterior:

Rede/Red: **VAC**Nome/Nombre: **Lodairo (VG-1.2)**IMD: **6.849** I₃₀: **792**Treito/Tramo: **Enl. S. Xoán Piñeiro (AC-122) - Enl. (AC-123)**% Pes.: **6,9** I₁₅₀: **680****Variación Mensual**

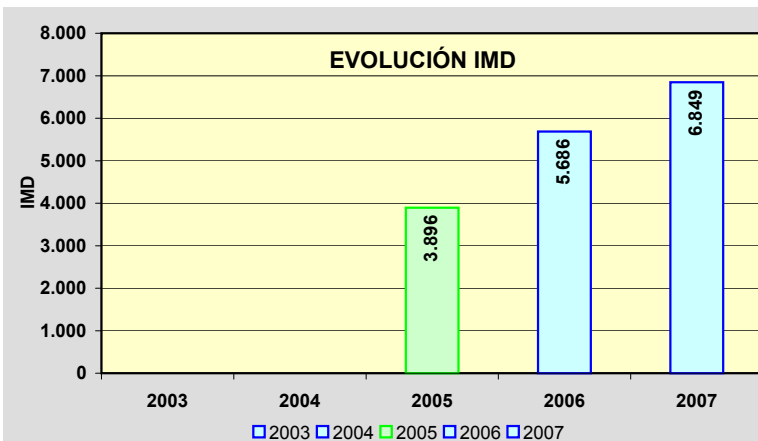
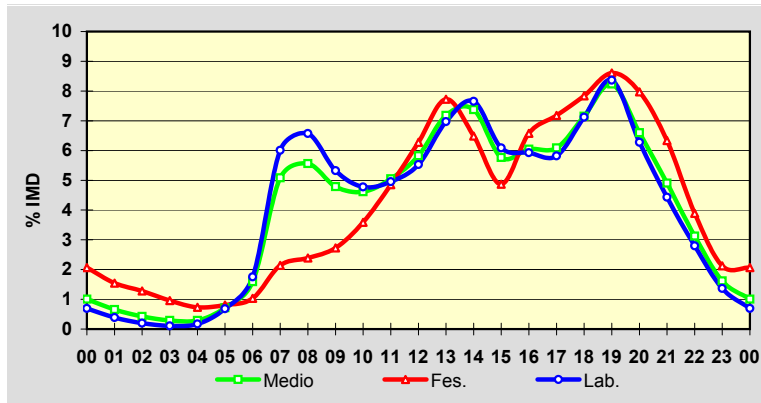
| | I.M.D. | % I.M.D. | % Pes. |
|------|--------|----------|--------|
| I | 5.276 | 77,03 | 8,7 |
| II | 5.979 | 87,30 | 7,3 |
| III | 5.890 | 86,00 | 8,3 |
| IV | 6.125 | 89,43 | 7,3 |
| V | 6.610 | 96,51 | 7,9 |
| VI | 6.879 | 100,44 | 6,6 |
| VII | 8.447 | 123,33 | 5,8 |
| VIII | 8.828 | 128,89 | 5,3 |
| IX | 7.391 | 107,91 | 6,3 |
| X | 7.092 | 103,55 | 7,0 |
| XI | 7.110 | 103,81 | 8,3 |
| XII | 6.481 | 94,63 | 5,7 |

**Semana Media**

| | I.M.D. | % I.M.D. | % Pes. |
|-------|--------|----------|--------|
| Lu | 7.414 | 108,25 | 8,0 |
| Ma | 7.344 | 107,23 | 8,4 |
| Me/Mi | 7.361 | 107,48 | 8,7 |
| Xo/Ju | 7.540 | 110,09 | 8,7 |
| Ve/Vi | 7.704 | 112,48 | 7,9 |
| Sa | 5.725 | 83,59 | 2,7 |
| Do | 4.912 | 71,72 | 1,0 |
| Lab | 7.471 | 109,08 | 8,4 |
| Fes | 5.320 | 77,68 | 2,7 |

**Día Medio**

| | Lab. | Fes. | Medio |
|----|--------------|--------------|--------------|
| 00 | 52 | 110 | 69 |
| 01 | 29 | 82 | 45 |
| 02 | 15 | 68 | 29 |
| 03 | 8 | 51 | 20 |
| 04 | 13 | 39 | 20 |
| 05 | 51 | 43 | 49 |
| 06 | 131 | 55 | 109 |
| 07 | 449 | 114 | 348 |
| 08 | 491 | 127 | 381 |
| 09 | 398 | 145 | 328 |
| 10 | 357 | 191 | 316 |
| 11 | 370 | 258 | 346 |
| 12 | 413 | 334 | 399 |
| 13 | 521 | 411 | 492 |
| 14 | 572 | 345 | 505 |
| 15 | 455 | 259 | 395 |
| 16 | 443 | 350 | 414 |
| 17 | 435 | 382 | 417 |
| 18 | 532 | 417 | 490 |
| 19 | 625 | 458 | 564 |
| 20 | 469 | 424 | 452 |
| 21 | 331 | 337 | 336 |
| 22 | 209 | 207 | 214 |
| 23 | 102 | 113 | 111 |
| | 7.471 | 5.320 | 6.849 |



PROVINCIA DE LUGO

2007

| Código Estación | Tipo | Cuadríc. | | Nome / Nombre | Treito / Tramo | Rede Red | IMD | %Pes |
|--------------------|------|----------|---|---------------------|---|-------------|--------|------|
| | | X | Y | | | | | |
| CG-2.1(5) | Com | 15 | J | Moreda | Enl. Monforte Oeste (VG-2.1) - Enl. Toiriz-Ferreira | VAC | 3.658 | 9,8 |
| CG-2.1(16) | Com | 14 | J | Escairón (CG-2.1) | Enl. Escairón Oeste (LU-617) - Escairón (LU-533) | VAC | 2.618 | 11,1 |
| LU-111(12) | Per | 15 | Q | Cospeito (LU-111) | Rábade - Feira do Monte (Cospeito) | PC | 2.288 | 11,4 |
| LU-113(10) | Com | 16 | Q | Castro | Castro (LU-115) - LU-120 | PC | 2.667 | 9,2 |
| LU-120(1) | Com | 14 | R | Vilalba (LU-120) | Vilalba (N-634) - Tumbo (LU-111) | PC | 3.951 | 9,7 |
| LU-122(30) | Com | 17 | T | A Laxe | Cruz da Cancela (LU-124) - Lourenzá (N-634) | PC | 2.182 | 13,5 |
| LU-132(1) | Com | 17 | T | Lourenzá (LU-132) | Lourenzá - Trabada | PC | 474 | 10,5 |
| LU-160(9) | Com | 17 | T | Masma | Masma (LU-153) - Alfoz | PC | 1.497 | 13,9 |
| LU-212(9) | Per | 13 | L | Monterroso (LU-212) | Taboada - Monterroso | S | 2.185 | 10,4 |
| LU-221(2) | Com | 13 | L | Monterroso (LU-221) | Monterroso - Palas de Rei | S | 2.044 | 11,3 |
| LU-231(2) | Com | 13 | O | Friol (LU-231) | Friol - Palas de Rei | S | 661 | 6,5 |
| LU-232(16) | Com | 13 | O | Cotá | LU-234 - Friol | PC | 2.057 | 6,2 |
| LU-530(2) | Per | 15 | O | Lugo (LU-530) | Lugo - Enl. A-6 | PB | 8.380 | 5,0 |
| LU-530(31) | Com | 18 | O | Baleira | Cádabo (LU-750) - Fonsagrada | PB | 1.450 | 10,3 |
| LU-540(6) | Per | 15 | V | Merille | LU-161 (Landrove) - Ouro (LU-105) | PB | 2.658 | 11,5 |
| LU-541(0) | Per | 15 | P | Rábade (LU-541) | Enl. A-6 - Variante Vilalba | PB | 8.110 | 13,0 |
| LU-546(0) | Com | 16 | N | Nadela | Nadela (N-VI) - Maceda (Estda. Dep.) | PB | 11.131 | 10,8 |
| LU-546(0) | Per | 16 | N | Nadela | Nadela (N-VI) - Maceda (Estda. Dep.) | PB | 11.076 | 10,5 |
| LU-546(10) | Com | 16 | M | Maceda | Maceda (Estda. Dep.) - Pobra de San Xiao (LU-614) | PB | 10.446 | 11,3 |
| LU-546(16) | Com | 16 | M | Sarria (LU-546) | Celtigós (Estda. Dep.) - Sarria (LU-633) | PB | 8.870 | 12,3 |
| LU-546(50) | Per | 16 | J | Monforte de Lemos | Bóveda (LU-652) - Monforte | PB | 4.462 | 9,1 |
| LU-611(35) | Per | 14 | L | Taboada | Currelos (Dep. LU-4202) - Taboada | S | 520 | 8,7 |
| LU-612(5) | Com | 15 | N | Santiago de Saa | Lugo (antiga N-540) - Lousada (Estda. Dep.) | PC | 2.987 | 6,0 |
| LU-617(15) | Com | 15 | J | Escairón (LU-617) | Escairón - LU-533 | S | 677 | 5,7 |
| LU-633(31) | Com | 17 | L | Samos | Triacastela - Samos | PC | 989 | 22,6 |
| LU-633(76) | Com | 14 | M | Portomarín | Portomarín (LU-613) - O Alto do Hospital (N-540) | PC | 822 | 14,0 |
| LU-644(4) | Com | 16 | K | Laiosa | Laiosa (LU-643) - Cruz do Incio | S | 780 | 6,7 |
| LU-652(7) | Com | 16 | J | Río Cabe | LU-933 - Bóveda | PC | 1.148 | 20,5 |
| LU-710(14) | Com | 18 | O | Baleira (LU-710) | Enl. A-6 - Baleira | PC | 504 | 10,8 |

TIPO: PER (Permanente), SEM (Semipermanente) y COM (Complementaria)

REDE: VAC (Via alta capacidade), PB (Primaria básica), PC (Primaria complementaria) y S (Secundaria)

Estación: **CG-2.1(5)**Tipo: **COM**

MEMORIA DE AFOROS 2007

Anterior:

Rede/Red: **VAC**

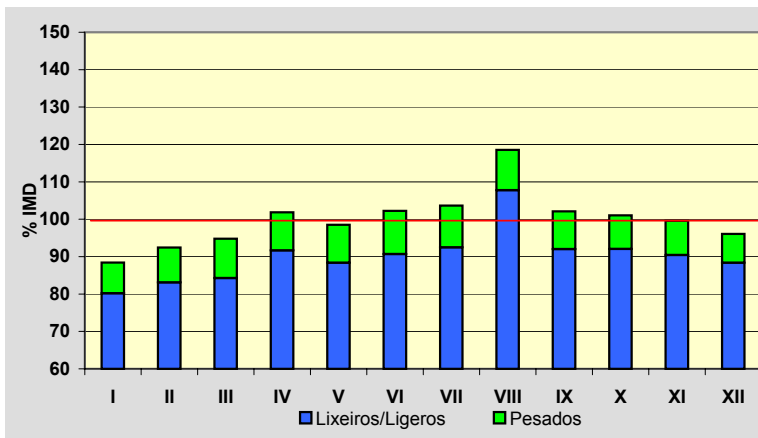
Nome/Nombre:

MoredaIMD: **3.658** I₃₀: **349**

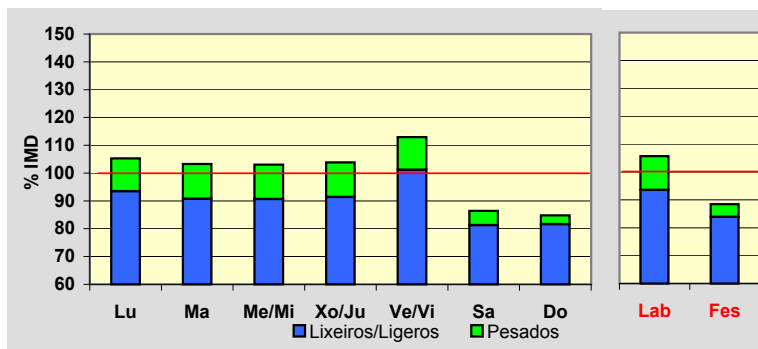
Treito/Tramo:

Enl. Monforte Oeste (VG-2.1) - Enl. Toiriz-Ferreira% Pes.: **9,8** I₁₅₀: **314****Variación Mensual**

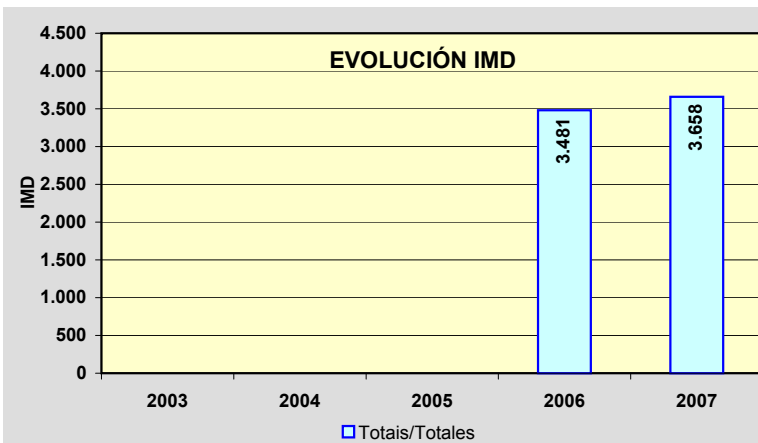
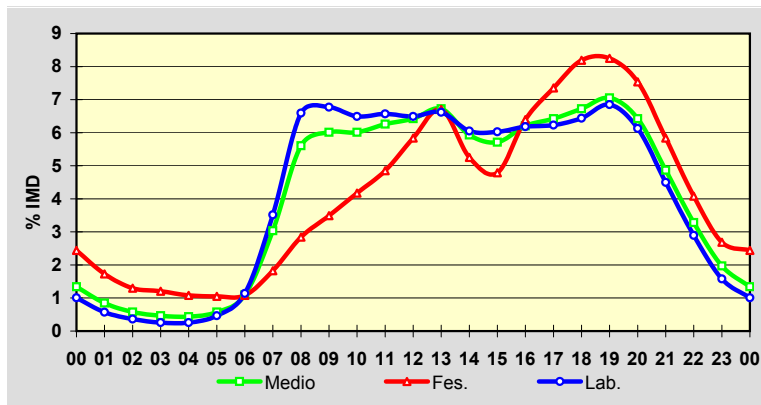
| | I.M.D. | % I.M.D. | % Pes. |
|------|--------|----------|--------|
| I | 3.235 | 88,44 | 9,3 |
| II | 3.381 | 92,43 | 10,1 |
| III | 3.468 | 94,81 | 11,1 |
| IV | 3.726 | 101,86 | 10,0 |
| V | 3.604 | 98,52 | 10,3 |
| VI | 3.740 | 102,24 | 11,3 |
| VII | 3.792 | 103,66 | 10,8 |
| VIII | 4.336 | 118,53 | 9,1 |
| IX | 3.735 | 102,10 | 9,9 |
| X | 3.696 | 101,04 | 8,9 |
| XI | 3.643 | 99,59 | 9,2 |
| XII | 3.514 | 96,06 | 8,0 |

**Semana Media**

| | I.M.D. | % I.M.D. | % Pes. |
|-------|--------|----------|--------|
| Lu | 3.852 | 105,30 | 11,2 |
| Ma | 3.777 | 103,25 | 12,1 |
| Me/Mi | 3.770 | 103,06 | 12,0 |
| Xo/Ju | 3.799 | 103,85 | 12,0 |
| Ve/Vi | 4.132 | 112,96 | 10,4 |
| Sa | 3.160 | 86,39 | 5,9 |
| Do | 3.101 | 84,77 | 3,7 |
| Lab | 3.867 | 105,71 | 11,5 |
| Fes | 3.236 | 88,46 | 5,1 |

**Día Medio**

| | Lab. | Fes. | Medio |
|----|--------------|--------------|--------------|
| 00 | 39 | 79 | 49 |
| 01 | 22 | 56 | 31 |
| 02 | 14 | 42 | 21 |
| 03 | 10 | 39 | 17 |
| 04 | 10 | 35 | 16 |
| 05 | 18 | 34 | 21 |
| 06 | 44 | 35 | 40 |
| 07 | 136 | 59 | 111 |
| 08 | 255 | 92 | 205 |
| 09 | 262 | 113 | 220 |
| 10 | 251 | 135 | 220 |
| 11 | 254 | 157 | 229 |
| 12 | 251 | 189 | 235 |
| 13 | 256 | 217 | 246 |
| 14 | 234 | 170 | 217 |
| 15 | 233 | 155 | 209 |
| 16 | 239 | 207 | 227 |
| 17 | 241 | 238 | 235 |
| 18 | 249 | 265 | 246 |
| 19 | 265 | 267 | 258 |
| 20 | 237 | 244 | 235 |
| 21 | 174 | 189 | 178 |
| 22 | 112 | 132 | 120 |
| 23 | 61 | 87 | 72 |
| | 3.867 | 3.236 | 3.658 |

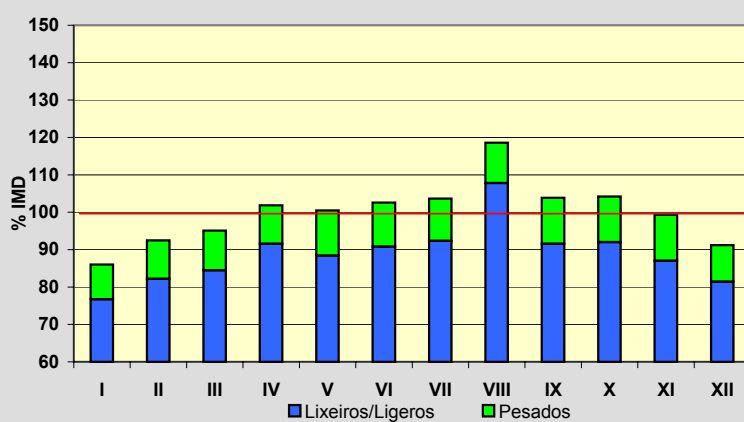


Estación: **CG-2.1(16)**Tipo: **COM**

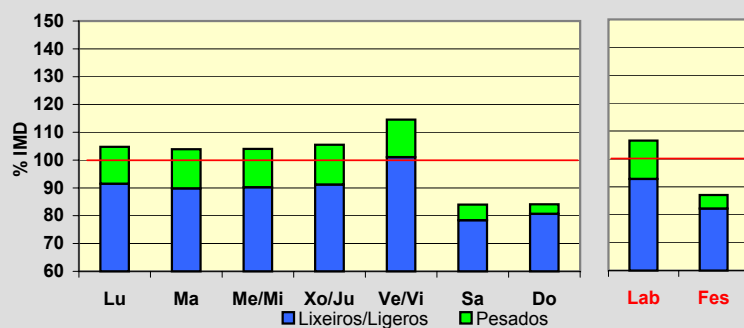
MEMORIA DE AFOROS 2007

Anterior: **CRG-2.1(133)**Rede/Red: **VAC**Nome/Nombre: **Escairón (CG-2.1)**IMD: **2.618** I₃₀: **252**Treito/Tramo: **Enl. Escairón Oeste (LU-617) - Escairón (LU-533)**% Pes.: **11,1** I₁₅₀: **230****Variación Mensual**

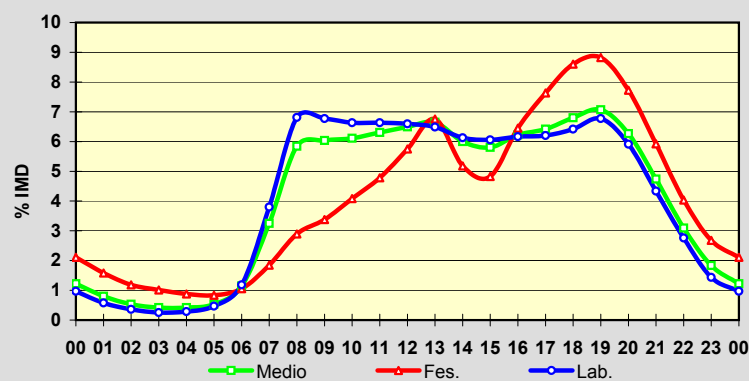
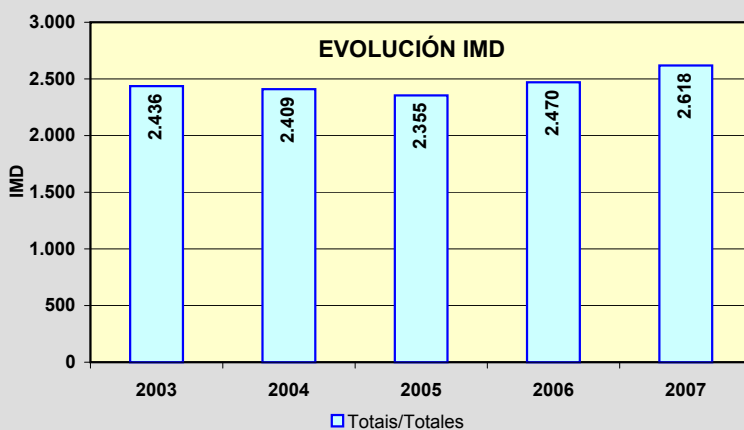
| | I.M.D. | % I.M.D. | % Pes. |
|------|--------|----------|--------|
| I | 2.252 | 86,02 | 10,8 |
| II | 2.421 | 92,48 | 11,1 |
| III | 2.490 | 95,11 | 11,2 |
| IV | 2.667 | 101,87 | 10,1 |
| V | 2.631 | 100,50 | 12,0 |
| VI | 2.686 | 102,60 | 11,5 |
| VII | 2.714 | 103,67 | 10,9 |
| VIII | 3.105 | 118,60 | 9,1 |
| IX | 2.719 | 103,86 | 11,8 |
| X | 2.728 | 104,20 | 11,7 |
| XI | 2.601 | 99,35 | 12,4 |
| XII | 2.388 | 91,21 | 10,7 |

**Semana Media**

| | I.M.D. | % I.M.D. | % Pes. |
|-------|--------|----------|--------|
| Lu | 2.743 | 104,77 | 12,7 |
| Ma | 2.721 | 103,93 | 13,6 |
| Me/Mi | 2.724 | 104,05 | 13,3 |
| Xo/Ju | 2.763 | 105,54 | 13,6 |
| Ve/Vi | 2.999 | 114,55 | 11,8 |
| Sa | 2.199 | 84,00 | 6,7 |
| Do | 2.202 | 84,11 | 4,1 |
| Lab | 2.790 | 106,57 | 12,9 |
| Fes | 2.279 | 87,05 | 5,6 |

**Día Medio**

| | Lab. | Fes. | Medio |
|----|--------------|--------------|--------------|
| 00 | 27 | 48 | 32 |
| 01 | 16 | 36 | 21 |
| 02 | 10 | 27 | 14 |
| 03 | 7 | 23 | 11 |
| 04 | 8 | 20 | 11 |
| 05 | 13 | 19 | 14 |
| 06 | 33 | 24 | 30 |
| 07 | 106 | 42 | 85 |
| 08 | 190 | 66 | 153 |
| 09 | 189 | 77 | 158 |
| 10 | 185 | 93 | 160 |
| 11 | 185 | 109 | 165 |
| 12 | 184 | 131 | 170 |
| 13 | 181 | 154 | 174 |
| 14 | 171 | 118 | 157 |
| 15 | 169 | 110 | 152 |
| 16 | 172 | 147 | 163 |
| 17 | 173 | 174 | 168 |
| 18 | 179 | 196 | 178 |
| 19 | 189 | 201 | 185 |
| 20 | 165 | 176 | 164 |
| 21 | 121 | 135 | 124 |
| 22 | 77 | 92 | 81 |
| 23 | 40 | 61 | 48 |
| | 2.790 | 2.279 | 2.618 |

**EVOLUCIÓN IMD**

Estación: **LU-111(12)**Tipo: **PER**

MEMORIA DE AFOROS 2007

Anterior: **LU-111(12)**Rede/Red: **PC**

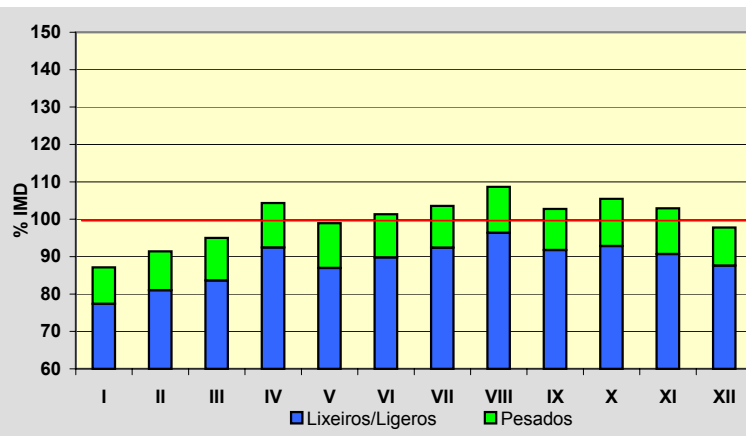
Nome/Nombre:

Cospeito (LU-111)IMD: **2.288** I₃₀: **223**

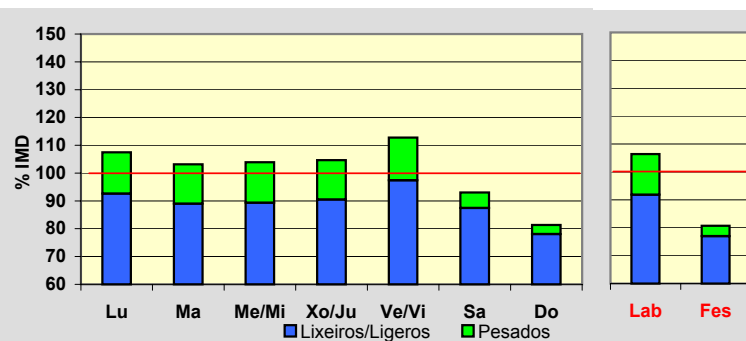
Treito/Tramo:

Rábade - Feira do Monte (Cospeito)% Pes.: **11,4** I₁₅₀: **197****Variación Mensual**

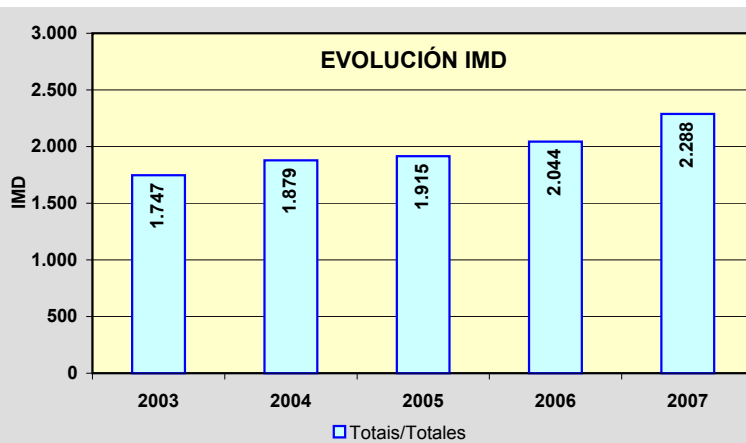
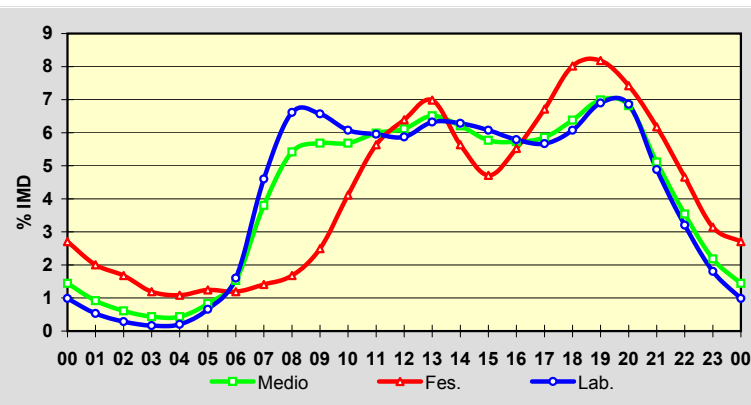
| | I.M.D. | % I.M.D. | % Pes. |
|------|--------|----------|--------|
| I | 1.994 | 87,15 | 11,2 |
| II | 2.092 | 91,43 | 11,4 |
| III | 2.174 | 95,02 | 12,0 |
| IV | 2.387 | 104,33 | 11,4 |
| V | 2.264 | 98,95 | 12,1 |
| VI | 2.319 | 101,35 | 11,4 |
| VII | 2.370 | 103,58 | 10,8 |
| VIII | 2.486 | 108,65 | 11,3 |
| IX | 2.351 | 102,75 | 10,7 |
| X | 2.413 | 105,46 | 12,0 |
| XI | 2.355 | 102,93 | 11,9 |
| XII | 2.237 | 97,77 | 10,4 |

**Semana Media**

| | I.M.D. | % I.M.D. | % Pes. |
|-------|--------|----------|--------|
| Lu | 2.459 | 107,47 | 13,8 |
| Ma | 2.360 | 103,15 | 13,7 |
| Me/Mi | 2.377 | 103,89 | 14,0 |
| Xo/Ju | 2.394 | 104,63 | 13,5 |
| Ve/Vi | 2.580 | 112,76 | 13,6 |
| Sa | 2.128 | 93,01 | 6,0 |
| Do | 1.861 | 81,34 | 4,0 |
| Lab | 2.435 | 106,42 | 13,7 |
| Fes | 1.846 | 80,68 | 4,6 |

**Día Medio**

| | Lab. | Fes. | Medio |
|----|--------------|--------------|--------------|
| 00 | 24 | 50 | 33 |
| 01 | 13 | 37 | 21 |
| 02 | 7 | 31 | 14 |
| 03 | 4 | 22 | 10 |
| 04 | 5 | 20 | 10 |
| 05 | 16 | 23 | 19 |
| 06 | 39 | 22 | 35 |
| 07 | 112 | 26 | 87 |
| 08 | 161 | 31 | 124 |
| 09 | 160 | 46 | 130 |
| 10 | 148 | 76 | 130 |
| 11 | 145 | 104 | 137 |
| 12 | 143 | 118 | 140 |
| 13 | 154 | 129 | 149 |
| 14 | 153 | 104 | 142 |
| 15 | 148 | 87 | 132 |
| 16 | 141 | 102 | 131 |
| 17 | 138 | 124 | 134 |
| 18 | 148 | 148 | 146 |
| 19 | 168 | 151 | 160 |
| 20 | 167 | 137 | 156 |
| 21 | 119 | 114 | 117 |
| 22 | 78 | 86 | 81 |
| 23 | 44 | 58 | 50 |
| | 2.435 | 1.846 | 2.288 |



Estación: **LU-113(10)**Tipo: **COM**

MEMORIA DE AFOROS 2007

Anterior: **LU-1101(10)**Rede/Red: **PC**

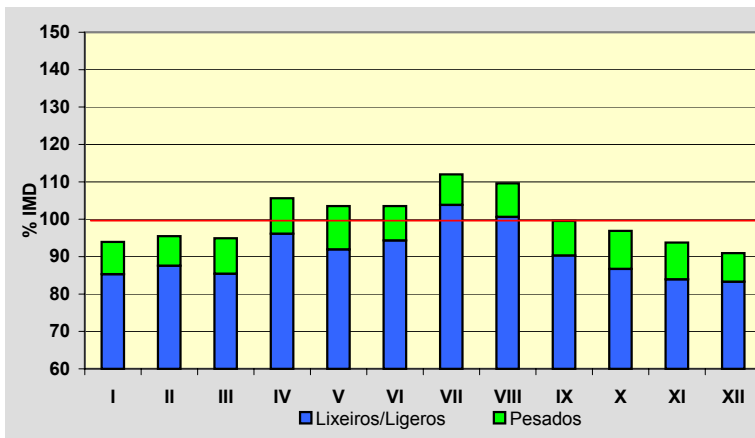
Nome/Nombre:

CastroIMD: **2.667** I₃₀: **249**

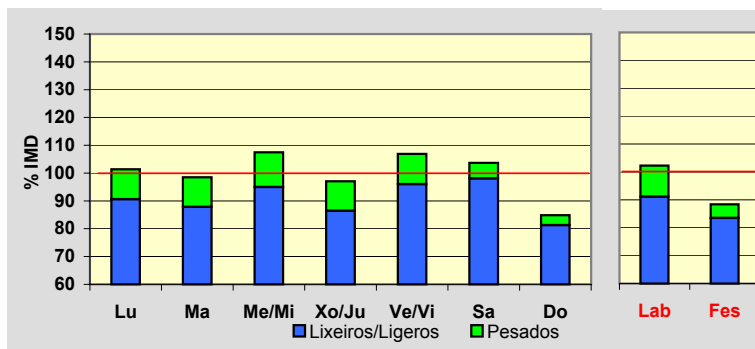
Treito/Tramo:

Castro (LU-115) - LU-120% Pes.: **9,2** I₁₅₀: **220****Variación Mensual**

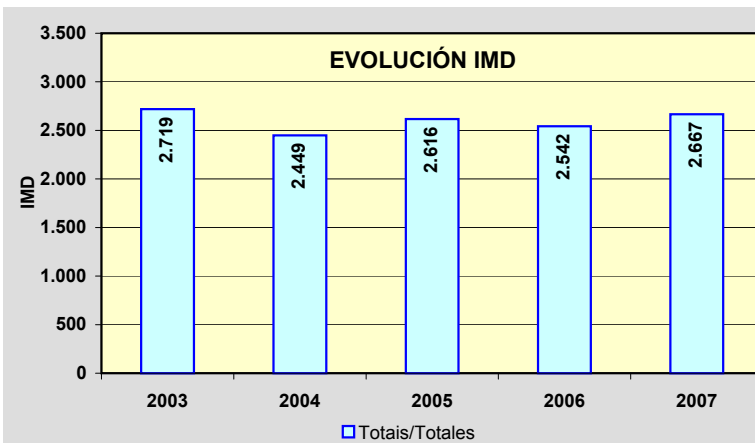
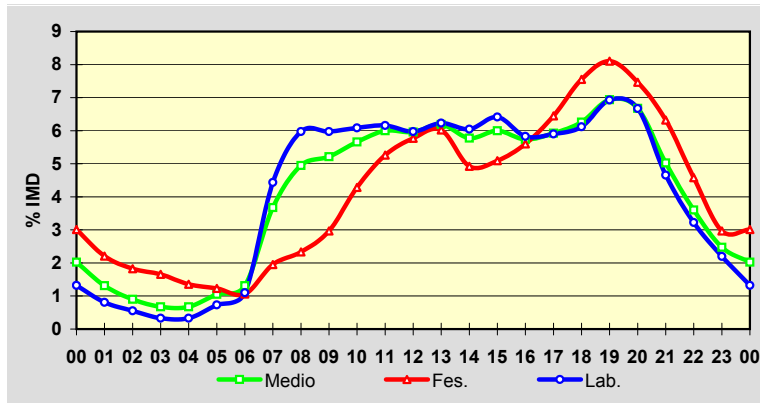
| | I.M.D. | % I.M.D. | % Pes. |
|------|--------|----------|--------|
| I | 2.505 | 93,93 | 9,2 |
| II | 2.546 | 95,46 | 8,3 |
| III | 2.531 | 94,90 | 10,0 |
| IV | 2.817 | 105,62 | 9,0 |
| V | 2.761 | 103,52 | 11,2 |
| VI | 2.761 | 103,52 | 8,9 |
| VII | 2.987 | 112,00 | 7,3 |
| VIII | 2.923 | 109,60 | 8,2 |
| IX | 2.655 | 99,55 | 9,3 |
| X | 2.584 | 96,89 | 10,5 |
| XI | 2.501 | 93,78 | 10,5 |
| XII | 2.425 | 90,93 | 8,4 |

**Semana Media**

| | I.M.D. | % I.M.D. | % Pes. |
|-------|--------|----------|--------|
| Lu | 2.704 | 101,39 | 10,6 |
| Ma | 2.627 | 98,50 | 10,8 |
| Me/Mi | 2.866 | 107,46 | 11,6 |
| Xo/Ju | 2.589 | 97,08 | 10,9 |
| Ve/Vi | 2.851 | 106,90 | 10,2 |
| Sa | 2.765 | 103,67 | 5,4 |
| Do | 2.263 | 84,85 | 4,2 |
| Lab | 2.728 | 102,29 | 10,9 |
| Fes | 2.357 | 88,38 | 5,5 |

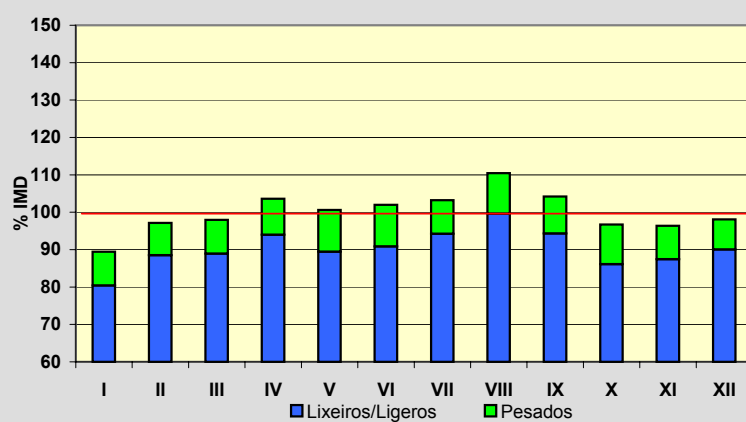
**Día Medio**

| | Lab. | Fes. | Medio |
|----|--------------|--------------|--------------|
| 00 | 36 | 71 | 54 |
| 01 | 22 | 52 | 35 |
| 02 | 15 | 43 | 24 |
| 03 | 9 | 39 | 18 |
| 04 | 9 | 32 | 18 |
| 05 | 20 | 29 | 28 |
| 06 | 30 | 25 | 35 |
| 07 | 121 | 46 | 98 |
| 08 | 163 | 55 | 132 |
| 09 | 163 | 70 | 139 |
| 10 | 166 | 101 | 151 |
| 11 | 168 | 124 | 160 |
| 12 | 163 | 136 | 159 |
| 13 | 170 | 142 | 165 |
| 14 | 165 | 116 | 154 |
| 15 | 175 | 120 | 160 |
| 16 | 159 | 132 | 153 |
| 17 | 161 | 152 | 158 |
| 18 | 167 | 178 | 167 |
| 19 | 189 | 191 | 185 |
| 20 | 182 | 176 | 178 |
| 21 | 127 | 149 | 134 |
| 22 | 88 | 108 | 96 |
| 23 | 60 | 70 | 66 |
| | 2.728 | 2.357 | 2.667 |

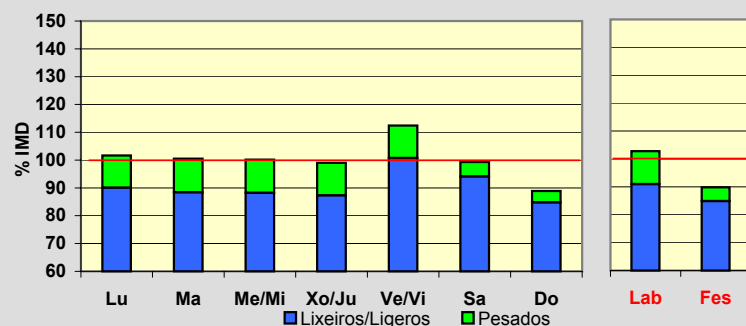


Estación: **LU-120(1)**Tipo: **COM****MEMORIA DE AFOROS 2007**Anterior: **LU-120(3)**Rede/Red: **PC**Nome/Nombre: **Vilalba (LU-120)**IMD: **3.951** I₃₀: **385**Treito/Tramo: **Vilalba (N-634) - Tumbo (LU-111)**% Pes.: **9,7** I₁₅₀: **338****Variación Mensual**

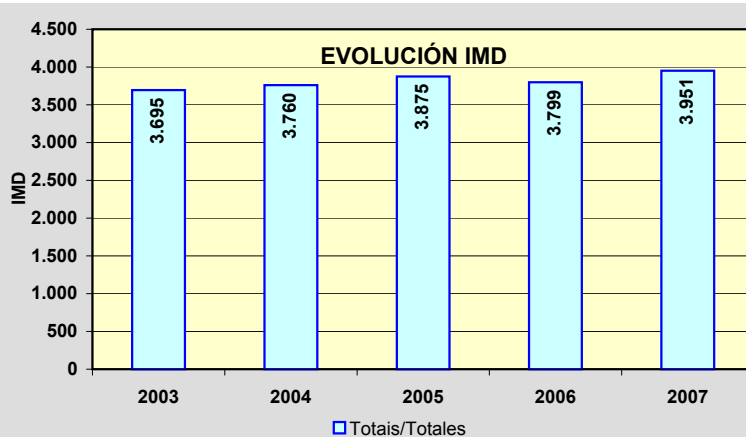
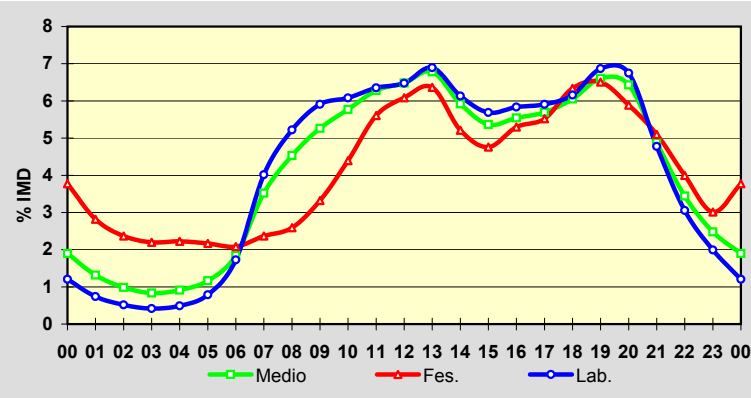
| | I.M.D. | % I.M.D. | % Pes. |
|------|--------|----------|--------|
| I | 3.534 | 89,45 | 10,1 |
| II | 3.839 | 97,17 | 8,9 |
| III | 3.870 | 97,95 | 9,2 |
| IV | 4.094 | 103,62 | 9,3 |
| V | 3.976 | 100,63 | 11,1 |
| VI | 4.029 | 101,97 | 10,9 |
| VII | 4.079 | 103,24 | 8,7 |
| VIII | 4.364 | 110,45 | 9,8 |
| IX | 4.118 | 104,23 | 9,5 |
| X | 3.822 | 96,74 | 11,0 |
| XI | 3.808 | 96,38 | 9,3 |
| XII | 3.875 | 98,08 | 8,2 |

**Semana Media**

| | I.M.D. | % I.M.D. | % Pes. |
|-------|--------|----------|--------|
| Lu | 4.017 | 101,67 | 11,4 |
| Ma | 3.971 | 100,51 | 12,0 |
| Me/Mi | 3.958 | 100,18 | 11,9 |
| Xo/Ju | 3.911 | 98,99 | 11,8 |
| Ve/Vi | 4.442 | 112,43 | 10,4 |
| Sa | 3.924 | 99,32 | 5,2 |
| Do | 3.513 | 88,91 | 4,6 |
| Lab | 4.061 | 102,78 | 11,5 |
| Fes | 3.550 | 89,85 | 5,5 |

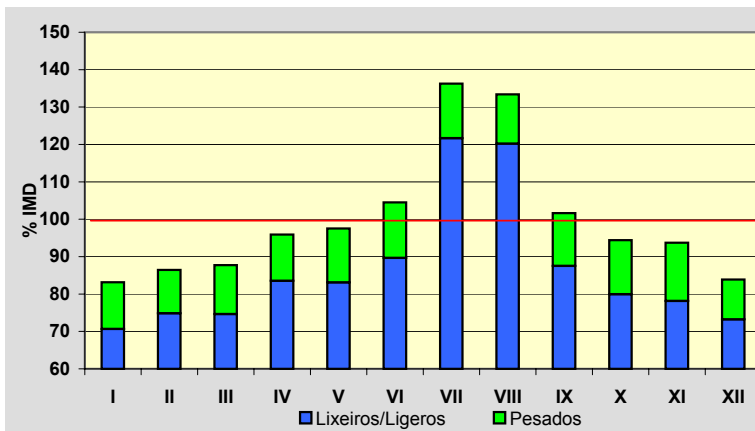
**Día Medio**

| | Lab. | Fes. | Medio |
|----|--------------|--------------|--------------|
| 00 | 49 | 134 | 75 |
| 01 | 30 | 100 | 52 |
| 02 | 21 | 84 | 39 |
| 03 | 17 | 78 | 33 |
| 04 | 20 | 79 | 36 |
| 05 | 32 | 77 | 46 |
| 06 | 70 | 74 | 73 |
| 07 | 163 | 84 | 139 |
| 08 | 212 | 92 | 179 |
| 09 | 240 | 118 | 208 |
| 10 | 247 | 156 | 228 |
| 11 | 258 | 199 | 248 |
| 12 | 263 | 216 | 256 |
| 13 | 280 | 226 | 268 |
| 14 | 249 | 185 | 234 |
| 15 | 231 | 169 | 212 |
| 16 | 237 | 188 | 219 |
| 17 | 240 | 196 | 225 |
| 18 | 250 | 225 | 239 |
| 19 | 279 | 231 | 261 |
| 20 | 274 | 209 | 254 |
| 21 | 194 | 181 | 193 |
| 22 | 124 | 142 | 136 |
| 23 | 81 | 107 | 98 |
| | 4.061 | 3.550 | 3.951 |

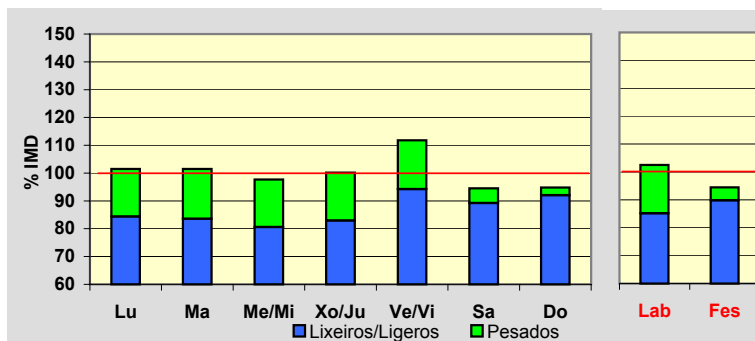


Estación: **LU-122(30)**Tipo: **COM****MEMORIA DE AFOROS 2007**Anterior: **LU-131(2)**Rede/Red: **PC**Nome/Nombre: **A Laxe**IMD: **2.182** I₃₀: **330**Treito/Tramo: **Cruz da Cancela (LU-124) - Lourenzá (N-634)**% Pes.: **13,5** I₁₅₀: **232****Variación Mensual**

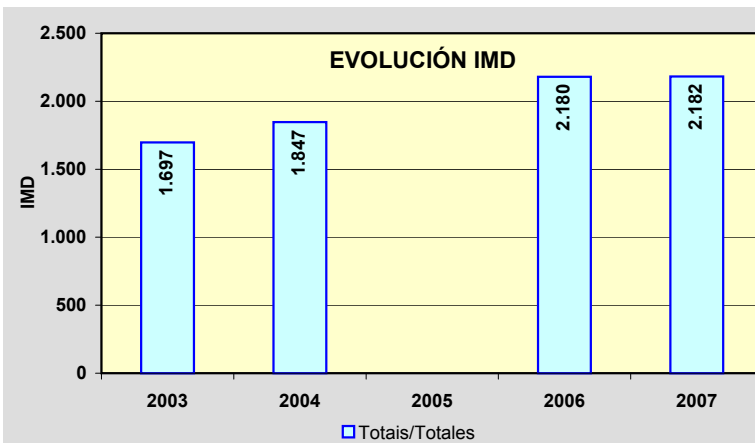
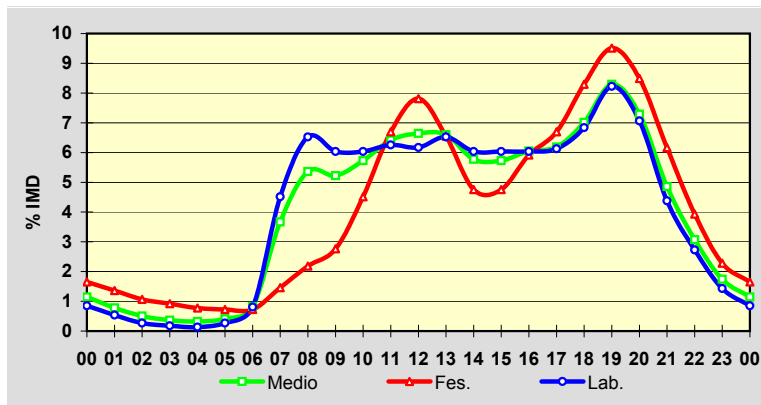
| | I.M.D. | % I.M.D. | % Pes. |
|------|--------|----------|--------|
| I | 1.814 | 83,13 | 15,0 |
| II | 1.886 | 86,43 | 13,4 |
| III | 1.914 | 87,72 | 14,9 |
| IV | 2.093 | 95,92 | 12,9 |
| V | 2.128 | 97,53 | 14,8 |
| VI | 2.280 | 104,49 | 14,2 |
| VII | 2.973 | 136,25 | 10,7 |
| VIII | 2.911 | 133,41 | 9,9 |
| IX | 2.218 | 101,65 | 13,9 |
| X | 2.060 | 94,41 | 15,3 |
| XI | 2.045 | 93,72 | 16,6 |
| XII | 1.830 | 83,87 | 12,7 |

**Semana Media**

| | I.M.D. | % I.M.D. | % Pes. |
|-------|--------|----------|--------|
| Lu | 2.214 | 101,47 | 16,8 |
| Ma | 2.214 | 101,47 | 17,6 |
| Me/Mi | 2.132 | 97,71 | 17,5 |
| Xo/Ju | 2.186 | 100,18 | 17,2 |
| Ve/Vi | 2.439 | 111,78 | 15,7 |
| Sa | 2.063 | 94,55 | 5,6 |
| Do | 2.069 | 94,82 | 2,9 |
| Lab | 2.237 | 102,52 | 16,9 |
| Fes | 2.061 | 94,45 | 4,9 |

**Día Medio**

| | Lab. | Fes. | Medio |
|--------------|--------------|--------------|--------------|
| 00 | 19 | 34 | 25 |
| 01 | 12 | 28 | 17 |
| 02 | 6 | 22 | 11 |
| 03 | 4 | 19 | 8 |
| 04 | 3 | 16 | 7 |
| 05 | 6 | 15 | 9 |
| 06 | 18 | 15 | 18 |
| 07 | 101 | 30 | 80 |
| 08 | 146 | 45 | 117 |
| 09 | 135 | 57 | 114 |
| 10 | 135 | 93 | 125 |
| 11 | 140 | 138 | 140 |
| 12 | 138 | 161 | 145 |
| 13 | 146 | 135 | 144 |
| 14 | 135 | 98 | 126 |
| 15 | 135 | 98 | 125 |
| 16 | 135 | 122 | 132 |
| 17 | 137 | 138 | 135 |
| 18 | 153 | 171 | 153 |
| 19 | 184 | 196 | 181 |
| 20 | 158 | 175 | 159 |
| 21 | 98 | 127 | 106 |
| 22 | 61 | 81 | 67 |
| 23 | 32 | 47 | 38 |
| Total | 2.237 | 2.061 | 2.182 |



Estación: **LU-132(1)**Tipo: **COM**

MEMORIA DE AFOROS 2007

Anterior: **LU-132(1)**Rede/Red: **PC**

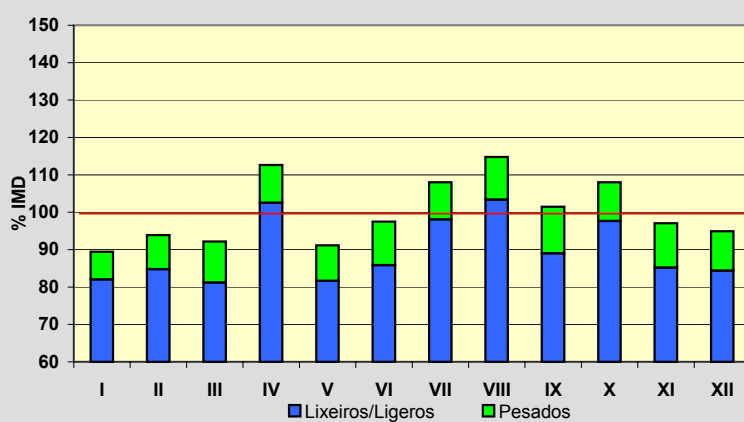
Nome/Nombre:

Lourenzá (LU-132)IMD: **474** I₃₀: **69**

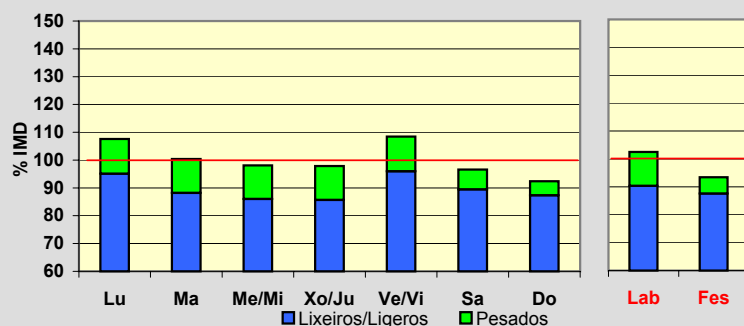
Treito/Tramo:

Lourenzá - Trabada% Pes.: **10,5** I₁₅₀: **50****Variación Mensual**

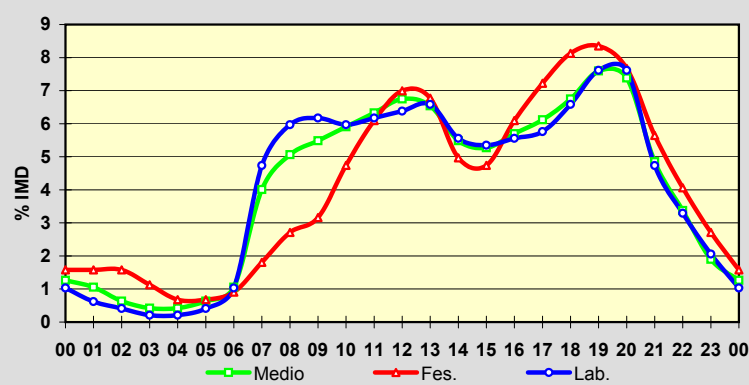
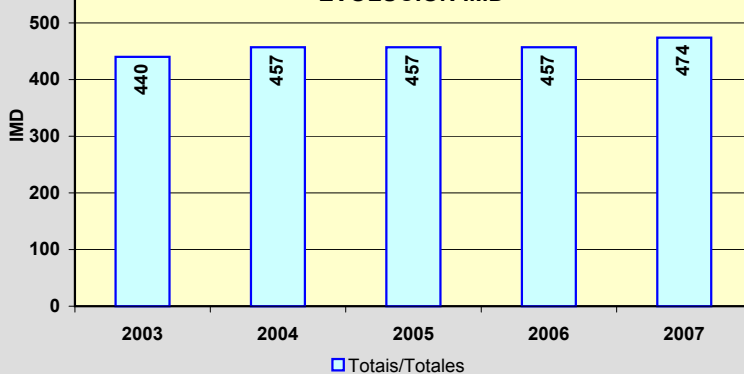
| | I.M.D. | % I.M.D. | % Pes. |
|------|--------|----------|--------|
| I | 424 | 89,45 | 8,3 |
| II | 445 | 93,88 | 9,7 |
| III | 437 | 92,19 | 11,9 |
| IV | 534 | 112,66 | 9,0 |
| V | 432 | 91,14 | 10,4 |
| VI | 462 | 97,47 | 11,9 |
| VII | 512 | 108,02 | 9,2 |
| VIII | 544 | 114,77 | 9,9 |
| IX | 481 | 101,48 | 12,3 |
| X | 512 | 108,02 | 9,6 |
| XI | 460 | 97,05 | 12,2 |
| XII | 450 | 94,94 | 11,1 |

**Semana Media**

| | I.M.D. | % I.M.D. | % Pes. |
|-------|--------|----------|--------|
| Lu | 510 | 107,59 | 11,6 |
| Ma | 476 | 100,42 | 12,2 |
| Me/Mi | 465 | 98,10 | 12,3 |
| Xo/Ju | 464 | 97,89 | 12,5 |
| Ve/Vi | 514 | 108,44 | 11,5 |
| Sa | 458 | 96,62 | 7,4 |
| Do | 438 | 92,41 | 5,5 |
| Lab | 486 | 102,53 | 11,9 |
| Fes | 443 | 93,46 | 6,3 |

**Día Medio**

| | Lab. | Fes. | Medio |
|----|------------|------------|------------|
| 00 | 5 | 7 | 6 |
| 01 | 3 | 7 | 5 |
| 02 | 2 | 7 | 3 |
| 03 | 1 | 5 | 2 |
| 04 | 1 | 3 | 2 |
| 05 | 2 | 3 | 3 |
| 06 | 5 | 4 | 5 |
| 07 | 23 | 8 | 19 |
| 08 | 29 | 12 | 24 |
| 09 | 30 | 14 | 26 |
| 10 | 29 | 21 | 28 |
| 11 | 30 | 27 | 30 |
| 12 | 31 | 31 | 32 |
| 13 | 32 | 30 | 31 |
| 14 | 27 | 22 | 26 |
| 15 | 26 | 21 | 25 |
| 16 | 27 | 27 | 27 |
| 17 | 28 | 32 | 29 |
| 18 | 32 | 36 | 32 |
| 19 | 37 | 37 | 36 |
| 20 | 37 | 34 | 35 |
| 21 | 23 | 25 | 23 |
| 22 | 16 | 18 | 16 |
| 23 | 10 | 12 | 9 |
| | 486 | 443 | 474 |

**EVOLUCIÓN IMD**

Estación: **LU-160(9)**Tipo: **COM****MEMORIA DE AFOROS 2007**Anterior: **LU-160(9)**Rede/Red: **PC**

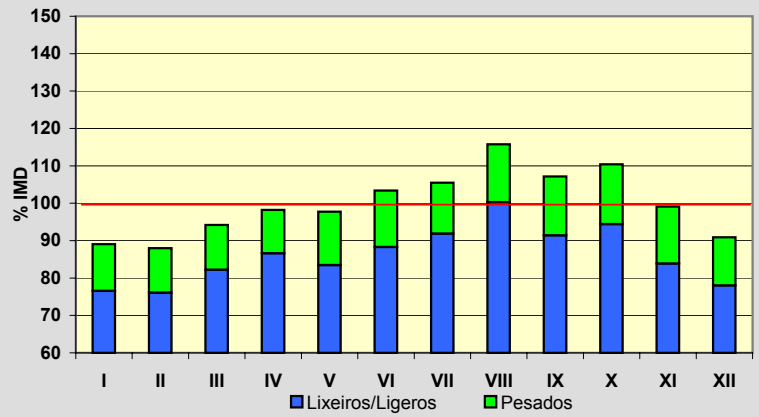
Nome/Nombre:

MasmaIMD: **1.497** I₃₀: **166**

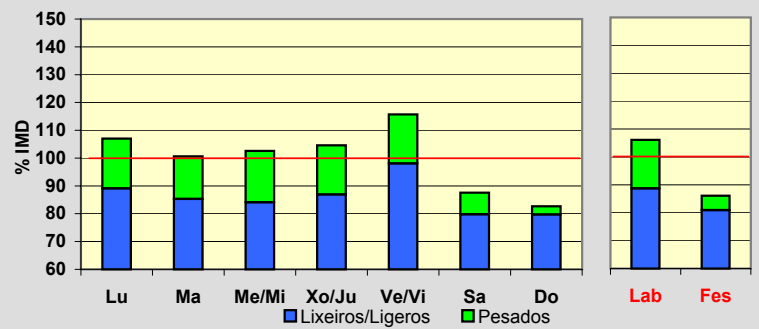
Treito/Tramo:

Masma (LU-153) - Alfoz% Pes.: **13,9** I₁₅₀: **141****Variación Mensual**

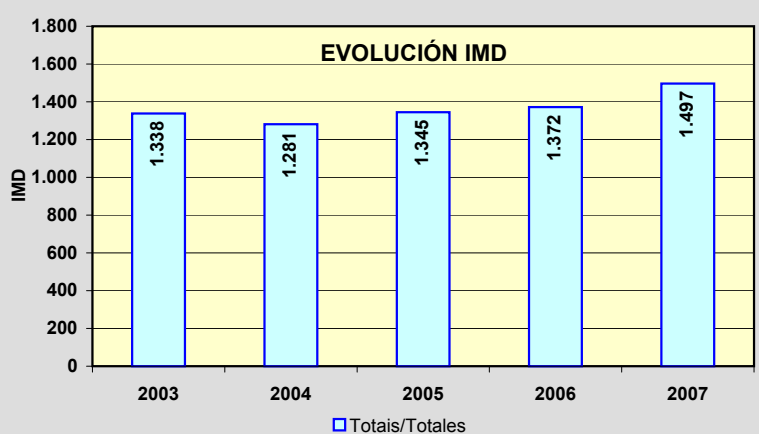
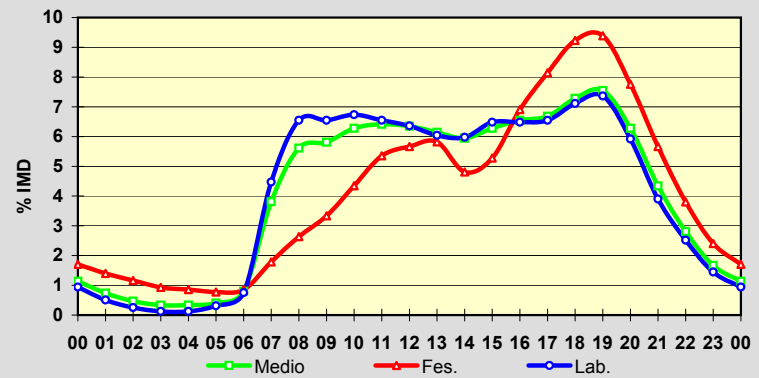
| | I.M.D. | % I.M.D. | % Pes. |
|------|--------|----------|--------|
| I | 1.333 | 89,04 | 14,0 |
| II | 1.317 | 87,98 | 13,5 |
| III | 1.410 | 94,19 | 12,7 |
| IV | 1.470 | 98,20 | 11,8 |
| V | 1.463 | 97,73 | 14,6 |
| VI | 1.548 | 103,41 | 14,6 |
| VII | 1.579 | 105,48 | 12,9 |
| VIII | 1.733 | 115,76 | 13,4 |
| IX | 1.604 | 107,15 | 14,7 |
| X | 1.653 | 110,42 | 14,5 |
| XI | 1.484 | 99,13 | 15,4 |
| XII | 1.361 | 90,92 | 14,2 |

**Semana Media**

| | I.M.D. | % I.M.D. | % Pes. |
|-------|--------|----------|--------|
| Lu | 1.602 | 107,01 | 16,7 |
| Ma | 1.506 | 100,60 | 15,2 |
| Me/Mi | 1.536 | 102,61 | 18,0 |
| Xo/Ju | 1.566 | 104,61 | 16,9 |
| Ve/Vi | 1.732 | 115,70 | 15,2 |
| Sa | 1.311 | 87,58 | 8,9 |
| Do | 1.238 | 82,70 | 3,6 |
| Lab | 1.589 | 106,15 | 16,4 |
| Fes | 1.289 | 86,11 | 6,0 |

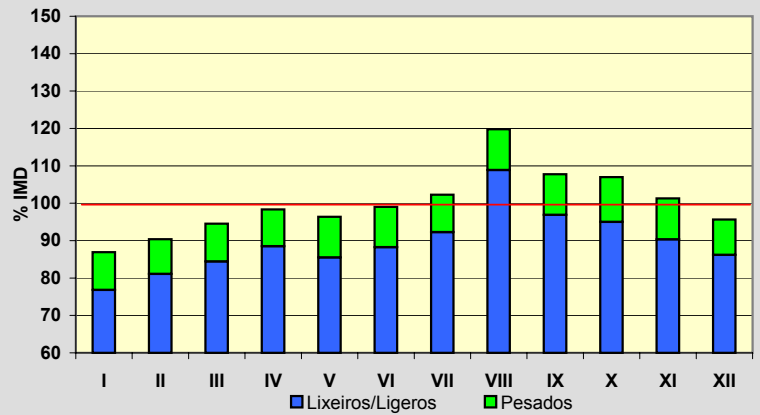
**Día Medio**

| | Lab. | Fes. | Medio |
|----|--------------|--------------|--------------|
| 00 | 15 | 22 | 17 |
| 01 | 8 | 18 | 11 |
| 02 | 4 | 15 | 7 |
| 03 | 2 | 12 | 5 |
| 04 | 2 | 11 | 5 |
| 05 | 5 | 10 | 6 |
| 06 | 12 | 11 | 12 |
| 07 | 71 | 23 | 57 |
| 08 | 104 | 34 | 84 |
| 09 | 104 | 43 | 87 |
| 10 | 107 | 56 | 94 |
| 11 | 104 | 69 | 96 |
| 12 | 101 | 73 | 95 |
| 13 | 96 | 75 | 92 |
| 14 | 95 | 62 | 89 |
| 15 | 103 | 68 | 94 |
| 16 | 103 | 89 | 98 |
| 17 | 104 | 105 | 100 |
| 18 | 113 | 119 | 109 |
| 19 | 117 | 121 | 113 |
| 20 | 94 | 100 | 94 |
| 21 | 62 | 73 | 65 |
| 22 | 40 | 49 | 42 |
| 23 | 23 | 31 | 25 |
| | 1.589 | 1.289 | 1.497 |

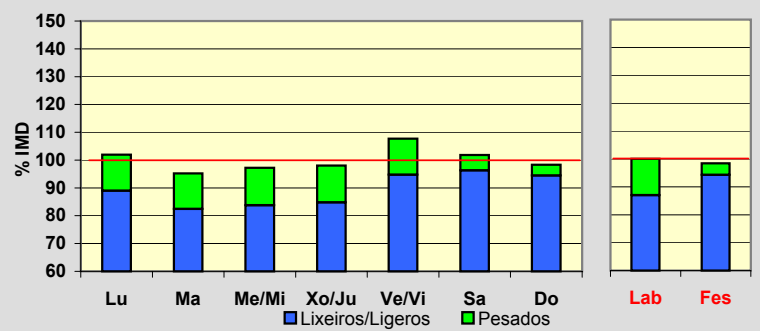


Estación: **LU-212(9)**Tipo: **PER****MEMORIA DE AFOROS 2007**Anterior: **LU-212(9)**Rede/Red: **S**Nome/Nombre: **Monterroso (LU-212)**IMD: **2.185** I₃₀: **237**Treito/Tramo: **Taboada - Monterroso**% Pes.: **10,4** I₁₅₀: **196****Variación Mensual**

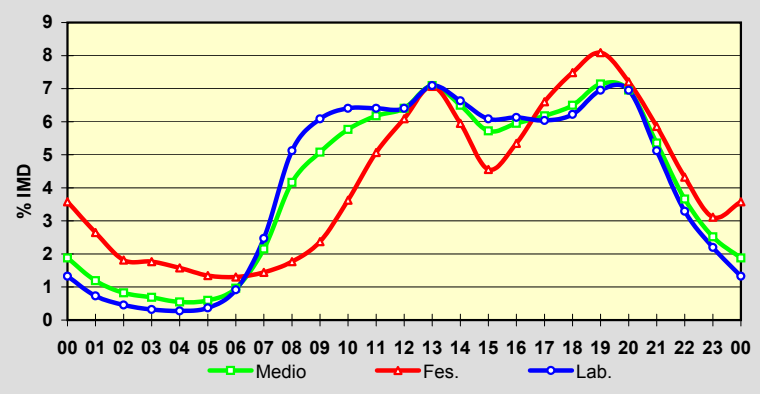
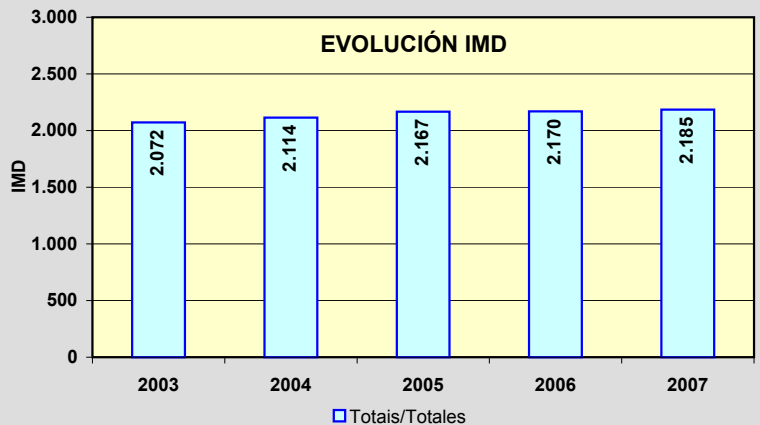
| | I.M.D. | % I.M.D. | % Pes. |
|------|--------|----------|--------|
| I | 1.899 | 86,91 | 11,6 |
| II | 1.975 | 90,39 | 10,3 |
| III | 2.066 | 94,55 | 10,7 |
| IV | 2.149 | 98,35 | 10,0 |
| V | 2.106 | 96,38 | 11,3 |
| VI | 2.164 | 99,04 | 10,9 |
| VII | 2.235 | 102,29 | 9,8 |
| VIII | 2.617 | 119,77 | 9,1 |
| IX | 2.355 | 107,78 | 10,1 |
| X | 2.338 | 107,00 | 11,2 |
| XI | 2.213 | 101,28 | 10,8 |
| XII | 2.090 | 95,65 | 9,9 |

**Semana Media**

| | I.M.D. | % I.M.D. | % Pes. |
|-------|--------|----------|--------|
| Lu | 2.228 | 101,97 | 12,7 |
| Ma | 2.080 | 95,19 | 13,4 |
| Me/Mi | 2.124 | 97,21 | 13,8 |
| Xo/Ju | 2.142 | 98,03 | 13,5 |
| Ve/Vi | 2.353 | 107,69 | 12,0 |
| Sa | 2.225 | 101,83 | 5,4 |
| Do | 2.148 | 98,31 | 3,9 |
| Lab | 2.186 | 100,05 | 13,0 |
| Fes | 2.151 | 98,44 | 4,2 |

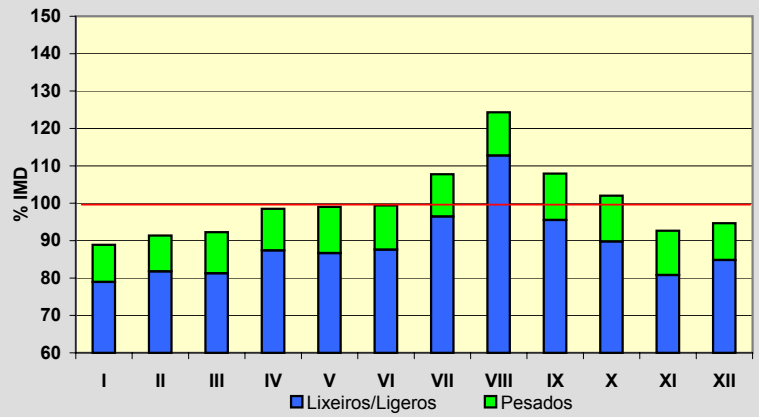
**Día Medio**

| | Lab. | Fes. | Medio |
|----|--------------|--------------|--------------|
| 00 | 29 | 77 | 41 |
| 01 | 16 | 57 | 26 |
| 02 | 10 | 39 | 18 |
| 03 | 7 | 38 | 15 |
| 04 | 6 | 34 | 12 |
| 05 | 8 | 29 | 13 |
| 06 | 20 | 28 | 21 |
| 07 | 54 | 31 | 47 |
| 08 | 112 | 38 | 91 |
| 09 | 133 | 51 | 111 |
| 10 | 140 | 78 | 126 |
| 11 | 140 | 109 | 135 |
| 12 | 140 | 131 | 140 |
| 13 | 155 | 152 | 155 |
| 14 | 145 | 128 | 142 |
| 15 | 133 | 98 | 125 |
| 16 | 134 | 115 | 130 |
| 17 | 132 | 142 | 135 |
| 18 | 136 | 161 | 142 |
| 19 | 152 | 174 | 156 |
| 20 | 152 | 155 | 152 |
| 21 | 112 | 126 | 117 |
| 22 | 72 | 93 | 80 |
| 23 | 48 | 67 | 55 |
| | 2.186 | 2.151 | 2.185 |

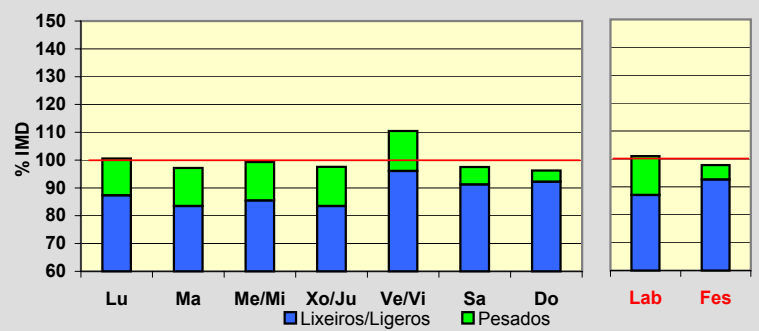
**EVOLUCIÓN IMD**

Estación: **LU-221(2)**Tipo: **COM****MEMORIA DE AFOROS 2007**Anterior: **LU-221(0)**Rede/Red: **S**Nome/Nombre: **Monterroso (LU-221)**IMD: **2.044** I₃₀: **239**Treito/Tramo: **Monterroso - Palas de Rei**% Pes.: **11,3** I₁₅₀: **196****Variación Mensual**

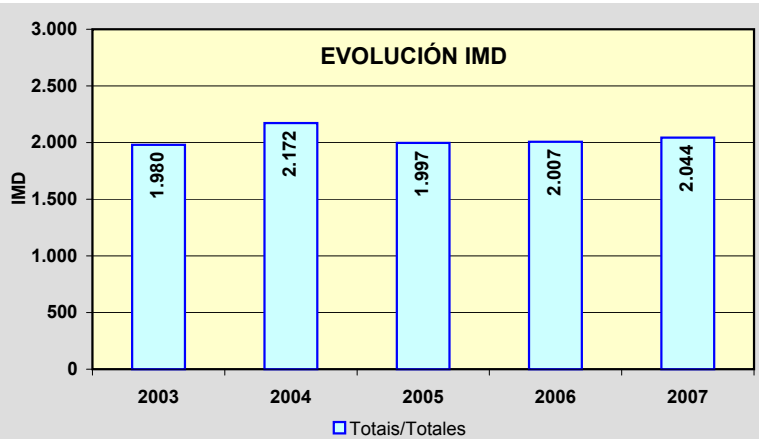
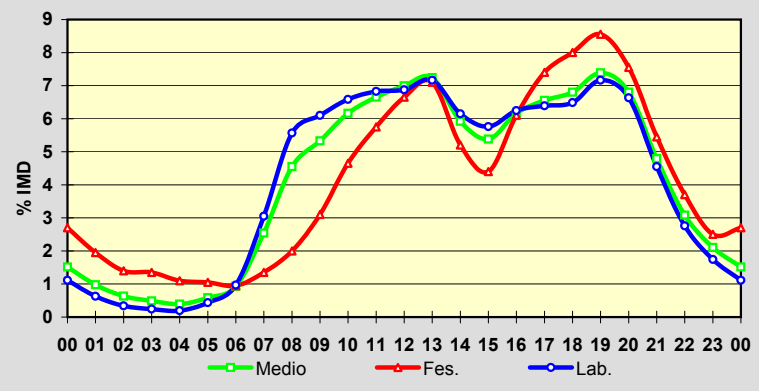
| | I.M.D. | % I.M.D. | % Pes. |
|------|--------|----------|--------|
| I | 1.817 | 88,89 | 11,2 |
| II | 1.868 | 91,39 | 10,5 |
| III | 1.886 | 92,27 | 11,9 |
| IV | 2.014 | 98,53 | 11,3 |
| V | 2.024 | 99,02 | 12,5 |
| VI | 2.032 | 99,41 | 11,9 |
| VII | 2.203 | 107,78 | 10,5 |
| VIII | 2.541 | 124,32 | 9,3 |
| IX | 2.206 | 107,93 | 11,5 |
| X | 2.085 | 102,01 | 12,0 |
| XI | 1.894 | 92,66 | 12,8 |
| XII | 1.935 | 94,67 | 10,4 |

**Semana Media**

| | I.M.D. | % I.M.D. | % Pes. |
|-------|--------|----------|--------|
| Lu | 2.056 | 100,59 | 13,2 |
| Ma | 1.986 | 97,16 | 14,1 |
| Me/Mi | 2.030 | 99,32 | 13,9 |
| Xo/Ju | 1.995 | 97,60 | 14,5 |
| Ve/Vi | 2.258 | 110,47 | 13,0 |
| Sa | 1.993 | 97,50 | 6,4 |
| Do | 1.968 | 96,28 | 4,2 |
| Lab | 2.065 | 101,03 | 13,8 |
| Fes | 1.999 | 97,80 | 5,3 |

**Día Medio**

| | Lab. | Fes. | Medio |
|----|--------------|--------------|--------------|
| 00 | 23 | 54 | 31 |
| 01 | 13 | 39 | 20 |
| 02 | 7 | 28 | 13 |
| 03 | 5 | 27 | 10 |
| 04 | 4 | 22 | 8 |
| 05 | 9 | 21 | 12 |
| 06 | 20 | 19 | 19 |
| 07 | 63 | 27 | 52 |
| 08 | 115 | 40 | 93 |
| 09 | 126 | 62 | 109 |
| 10 | 136 | 93 | 126 |
| 11 | 141 | 115 | 136 |
| 12 | 142 | 133 | 143 |
| 13 | 148 | 142 | 148 |
| 14 | 127 | 104 | 121 |
| 15 | 119 | 88 | 110 |
| 16 | 129 | 122 | 126 |
| 17 | 132 | 148 | 134 |
| 18 | 134 | 160 | 139 |
| 19 | 148 | 171 | 151 |
| 20 | 137 | 151 | 139 |
| 21 | 94 | 109 | 98 |
| 22 | 57 | 74 | 63 |
| 23 | 36 | 50 | 43 |
| | 2.065 | 1.999 | 2.044 |



Estación: **LU-231(2)**Tipo: **COM****MEMORIA DE AFOROS 2007**Anterior: **LU-231(2)**Rede/Red: **S**

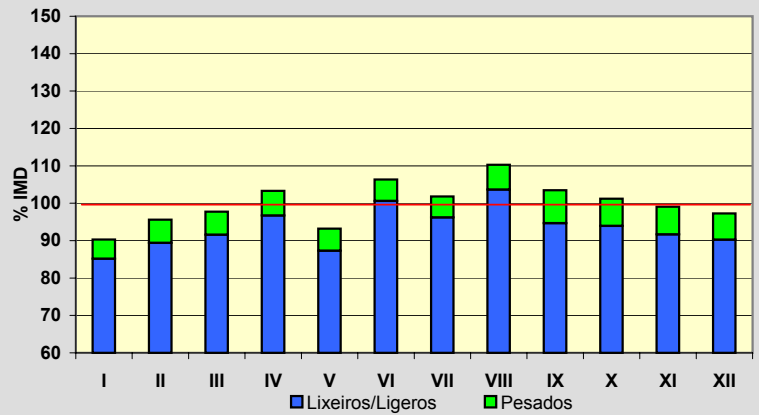
Nome/Nombre:

Friol (LU-231)IMD: **661** I₃₀: **90**

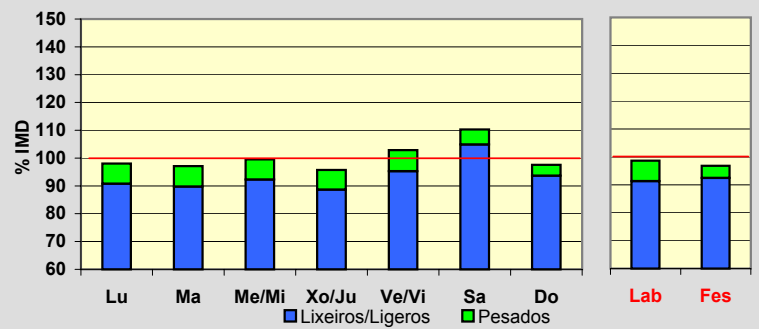
Treito/Tramo:

Friol - Palas de Rei% Pes.: **6,5** I₁₅₀: **66****Variación Mensual**

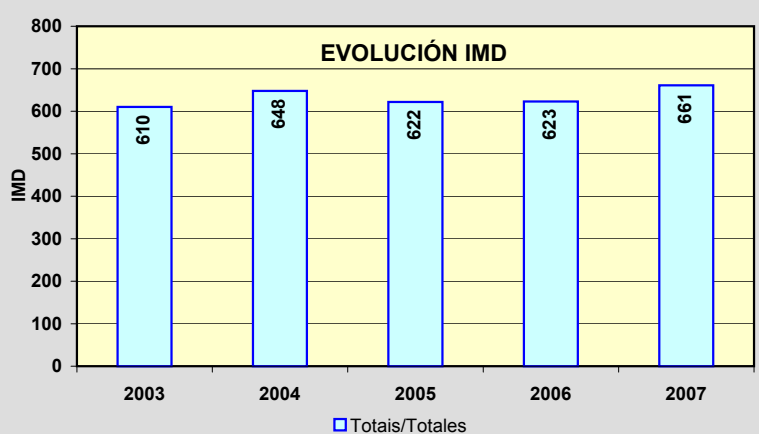
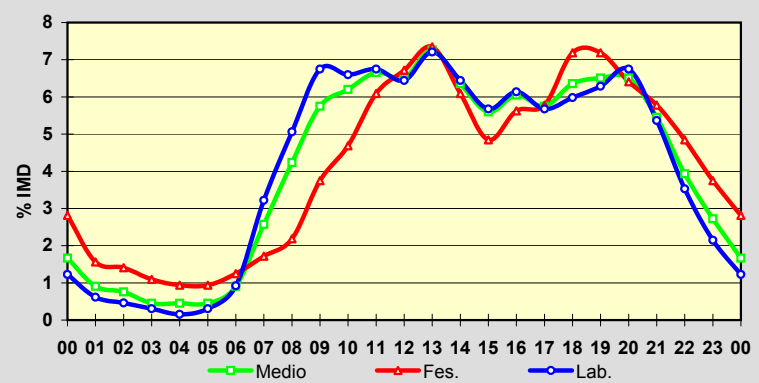
| | I.M.D. | % I.M.D. | % Pes. |
|------|--------|----------|--------|
| I | 597 | 90,32 | 5,7 |
| II | 632 | 95,61 | 6,5 |
| III | 646 | 97,73 | 6,3 |
| IV | 683 | 103,33 | 6,4 |
| V | 616 | 93,19 | 6,3 |
| VI | 703 | 106,35 | 5,4 |
| VII | 673 | 101,82 | 5,5 |
| VIII | 729 | 110,29 | 6,0 |
| IX | 684 | 103,48 | 8,5 |
| X | 669 | 101,21 | 7,2 |
| XI | 655 | 99,09 | 7,5 |
| XII | 643 | 97,28 | 7,2 |

**Semana Media**

| | I.M.D. | % I.M.D. | % Pes. |
|-------|--------|----------|--------|
| Lu | 648 | 98,03 | 7,4 |
| Ma | 642 | 97,13 | 7,6 |
| Me/Mi | 658 | 99,55 | 7,3 |
| Xo/Ju | 633 | 95,76 | 7,4 |
| Ve/Vi | 680 | 102,87 | 7,4 |
| Sa | 729 | 110,29 | 4,9 |
| Do | 645 | 97,58 | 4,0 |
| Lab | 652 | 98,64 | 7,4 |
| Fes | 640 | 96,82 | 4,5 |

**Día Medio**

| | Lab. | Fes. | Medio |
|--------------|------------|------------|------------|
| 00 | 8 | 18 | 11 |
| 01 | 4 | 10 | 6 |
| 02 | 3 | 9 | 5 |
| 03 | 2 | 7 | 3 |
| 04 | 1 | 6 | 3 |
| 05 | 2 | 6 | 3 |
| 06 | 6 | 8 | 6 |
| 07 | 21 | 11 | 17 |
| 08 | 33 | 14 | 28 |
| 09 | 44 | 24 | 38 |
| 10 | 43 | 30 | 41 |
| 11 | 44 | 39 | 44 |
| 12 | 42 | 43 | 43 |
| 13 | 47 | 47 | 48 |
| 14 | 42 | 39 | 42 |
| 15 | 37 | 31 | 37 |
| 16 | 40 | 36 | 40 |
| 17 | 37 | 37 | 38 |
| 18 | 39 | 46 | 42 |
| 19 | 41 | 46 | 43 |
| 20 | 44 | 41 | 43 |
| 21 | 35 | 37 | 36 |
| 22 | 23 | 31 | 26 |
| 23 | 14 | 24 | 18 |
| Total | 652 | 640 | 661 |



Estación: **LU-232(16)**Tipo: **COM****MEMORIA DE AFOROS 2007**Anterior: **LU-232(16)**Rede/Red: **PC**

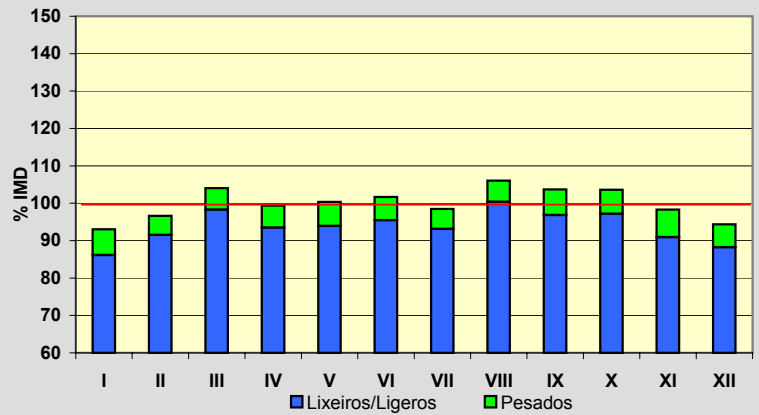
Nome/Nombre:

CotáIMD: **2.057** I₃₀: **214**

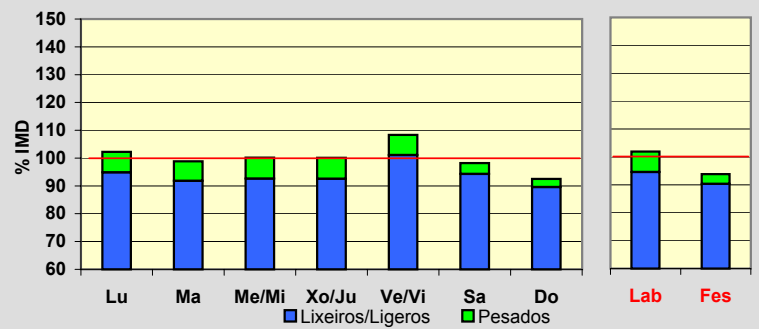
Treito/Tramo:

LU-234 - Friol% Pes.: **6,2** I₁₅₀: **176****Variación Mensual**

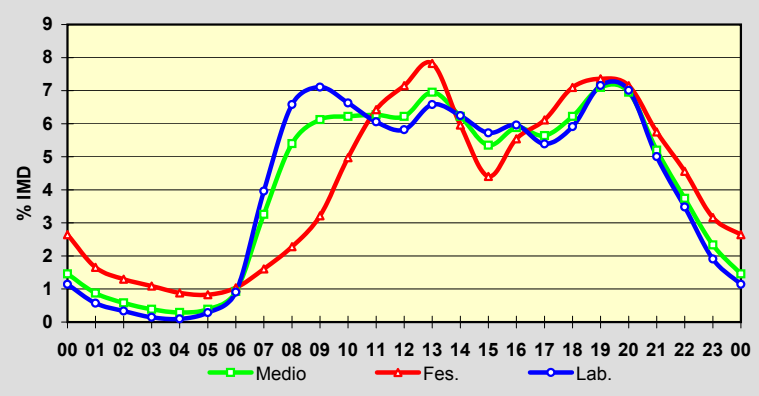
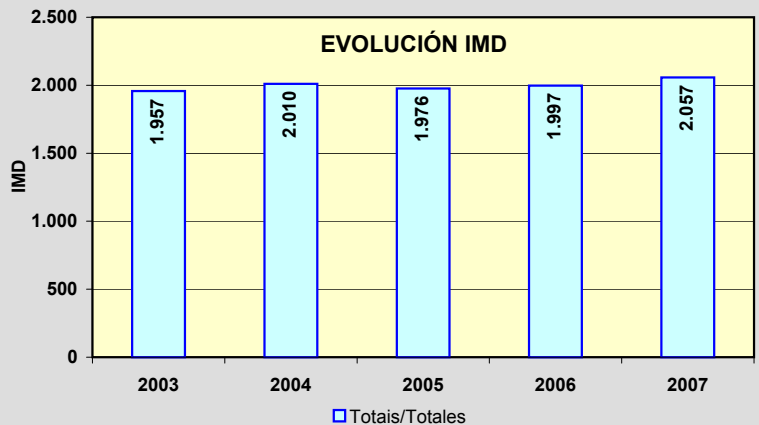
| | I.M.D. | % I.M.D. | % Pes. |
|------|--------|----------|--------|
| I | 1.914 | 93,05 | 7,4 |
| II | 1.988 | 96,65 | 5,3 |
| III | 2.140 | 104,04 | 5,5 |
| IV | 2.044 | 99,37 | 5,9 |
| V | 2.064 | 100,34 | 6,4 |
| VI | 2.092 | 101,70 | 6,1 |
| VII | 2.026 | 98,49 | 5,4 |
| VIII | 2.181 | 106,03 | 5,3 |
| IX | 2.133 | 103,69 | 6,6 |
| X | 2.131 | 103,60 | 6,2 |
| XI | 2.022 | 98,30 | 7,5 |
| XII | 1.941 | 94,36 | 6,5 |

**Semana Media**

| | I.M.D. | % I.M.D. | % Pes. |
|-------|--------|----------|--------|
| Lu | 2.103 | 102,24 | 7,2 |
| Ma | 2.033 | 98,83 | 7,1 |
| Me/Mi | 2.060 | 100,15 | 7,5 |
| Xo/Ju | 2.059 | 100,10 | 7,5 |
| Ve/Vi | 2.229 | 108,36 | 6,7 |
| Sa | 2.020 | 98,20 | 4,0 |
| Do | 1.903 | 92,51 | 3,2 |
| Lab | 2.097 | 101,94 | 7,2 |
| Fes | 1.930 | 93,83 | 3,7 |

**Día Medio**

| | Lab. | Fes. | Medio |
|----|--------------|--------------|--------------|
| 00 | 24 | 51 | 30 |
| 01 | 12 | 32 | 18 |
| 02 | 7 | 25 | 12 |
| 03 | 3 | 21 | 8 |
| 04 | 2 | 17 | 6 |
| 05 | 6 | 16 | 8 |
| 06 | 19 | 20 | 19 |
| 07 | 83 | 31 | 67 |
| 08 | 138 | 44 | 111 |
| 09 | 149 | 62 | 126 |
| 10 | 139 | 96 | 128 |
| 11 | 127 | 124 | 129 |
| 12 | 122 | 138 | 128 |
| 13 | 138 | 151 | 143 |
| 14 | 131 | 115 | 128 |
| 15 | 120 | 85 | 110 |
| 16 | 125 | 107 | 121 |
| 17 | 113 | 118 | 116 |
| 18 | 124 | 137 | 128 |
| 19 | 150 | 142 | 146 |
| 20 | 147 | 138 | 143 |
| 21 | 105 | 111 | 107 |
| 22 | 73 | 88 | 77 |
| 23 | 40 | 61 | 48 |
| | 2.097 | 1.930 | 2.057 |

**EVOLUCIÓN IMD**

Estación: **LU-530(2)**Tipo: **PER**

MEMORIA DE AFOROS 2007

Anterior:

Rede/Red: **PB**

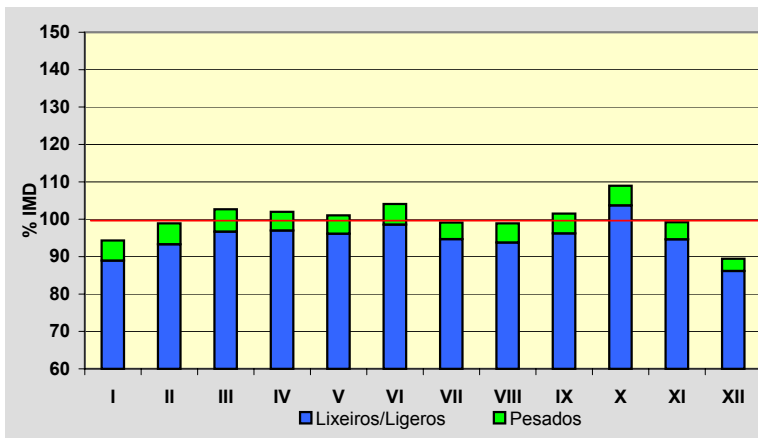
Nome/Nombre:

Lugo (LU-530)IMD: **8.380** I₃₀: **856**

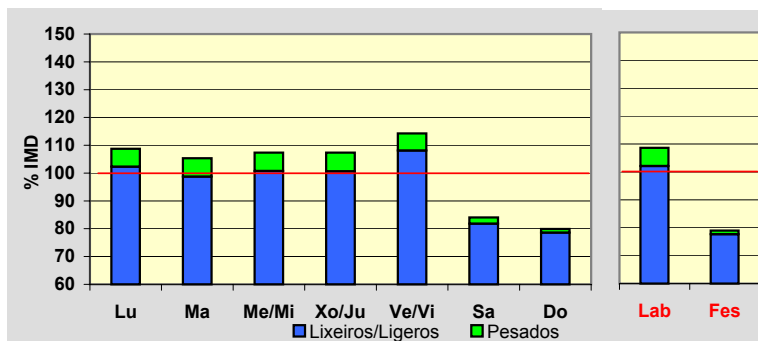
Treito/Tramo:

Lugo - Enl. A-6% Pes.: **5,0** I₁₅₀: **783****Variación Mensual**

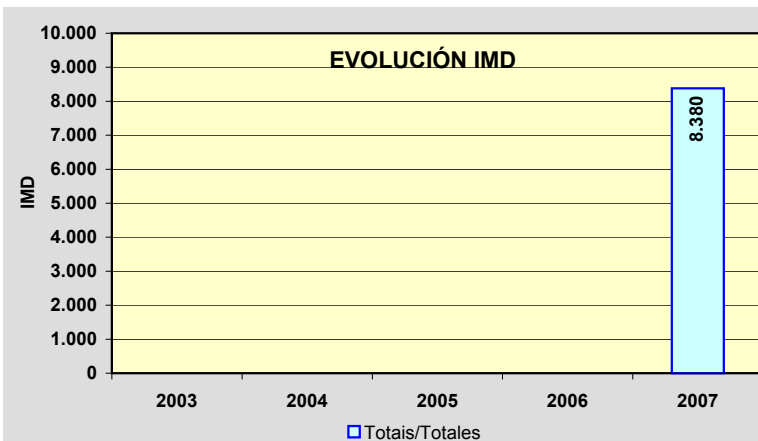
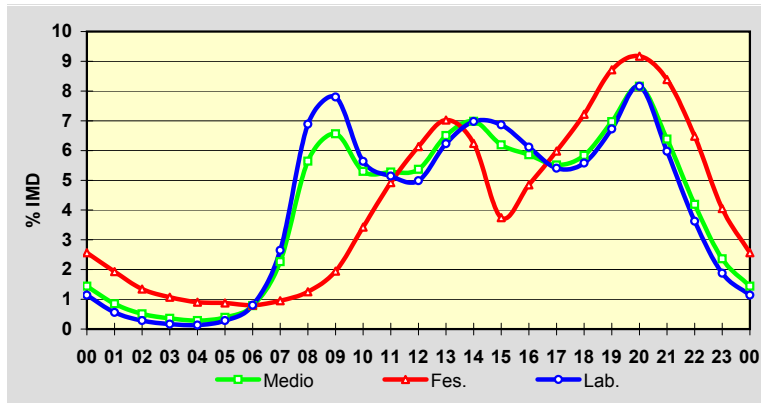
| | I.M.D. | % I.M.D. | % Pes. |
|------|--------|----------|--------|
| I | 7.903 | 94,31 | 5,7 |
| II | 8.289 | 98,91 | 5,7 |
| III | 8.602 | 102,65 | 5,8 |
| IV | 8.545 | 101,97 | 4,9 |
| V | 8.469 | 101,06 | 4,9 |
| VI | 8.721 | 104,07 | 5,3 |
| VII | 8.305 | 99,11 | 4,5 |
| VIII | 8.287 | 98,89 | 5,2 |
| IX | 8.506 | 101,50 | 5,2 |
| X | 9.129 | 108,94 | 4,8 |
| XI | 8.313 | 99,20 | 4,6 |
| XII | 7.495 | 89,44 | 3,7 |

**Semana Media**

| | I.M.D. | % I.M.D. | % Pes. |
|-------|--------|----------|--------|
| Lu | 9.112 | 108,74 | 5,9 |
| Ma | 8.829 | 105,36 | 6,3 |
| Me/Mi | 8.999 | 107,39 | 6,2 |
| Xo/Ju | 8.998 | 107,37 | 6,3 |
| Ve/Vi | 9.577 | 114,28 | 5,4 |
| Sa | 7.046 | 84,08 | 2,7 |
| Do | 6.695 | 79,89 | 1,6 |
| Lab | 9.104 | 108,64 | 6,0 |
| Fes | 6.620 | 79,00 | 1,7 |

**Día Medio**

| | Lab. | Fes. | Medio |
|----|--------------|--------------|--------------|
| 00 | 104 | 170 | 121 |
| 01 | 51 | 128 | 71 |
| 02 | 26 | 89 | 43 |
| 03 | 15 | 71 | 30 |
| 04 | 12 | 60 | 24 |
| 05 | 26 | 58 | 33 |
| 06 | 73 | 53 | 66 |
| 07 | 241 | 63 | 190 |
| 08 | 627 | 83 | 473 |
| 09 | 710 | 129 | 550 |
| 10 | 513 | 227 | 444 |
| 11 | 468 | 326 | 442 |
| 12 | 454 | 406 | 450 |
| 13 | 567 | 465 | 545 |
| 14 | 635 | 413 | 585 |
| 15 | 625 | 248 | 519 |
| 16 | 557 | 321 | 491 |
| 17 | 492 | 396 | 462 |
| 18 | 508 | 478 | 489 |
| 19 | 612 | 577 | 584 |
| 20 | 743 | 607 | 684 |
| 21 | 544 | 555 | 535 |
| 22 | 330 | 429 | 351 |
| 23 | 171 | 268 | 198 |
| | 9.104 | 6.620 | 8.380 |



Estación: **LU-530(31)**Tipo: **COM****MEMORIA DE AFOROS 2007**Anterior: **C-630(31)**Rede/Red: **PB**

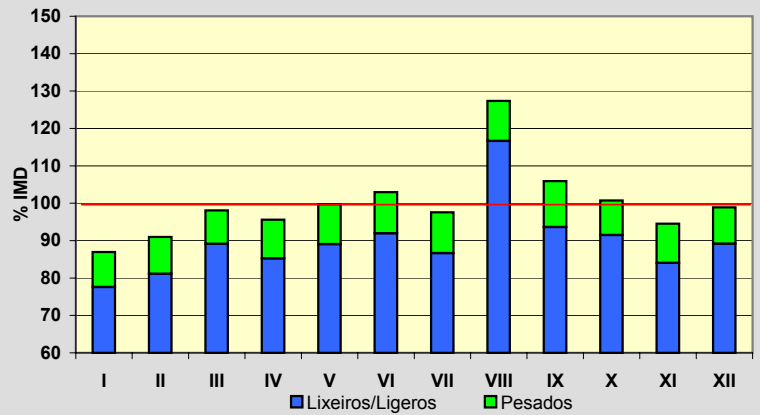
Nome/Nombre:

BaleiraIMD: **1.450** I₃₀: **175**

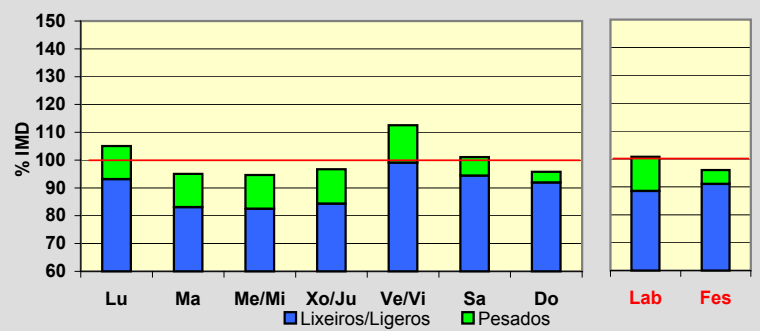
Treito/Tramo:

Cádabo (LU-750) - Fonsagrada% Pes.: **10,3** I₁₅₀: **142****Variación Mensual**

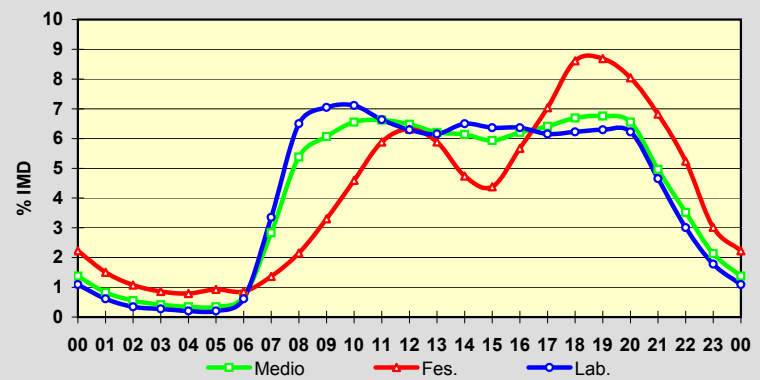
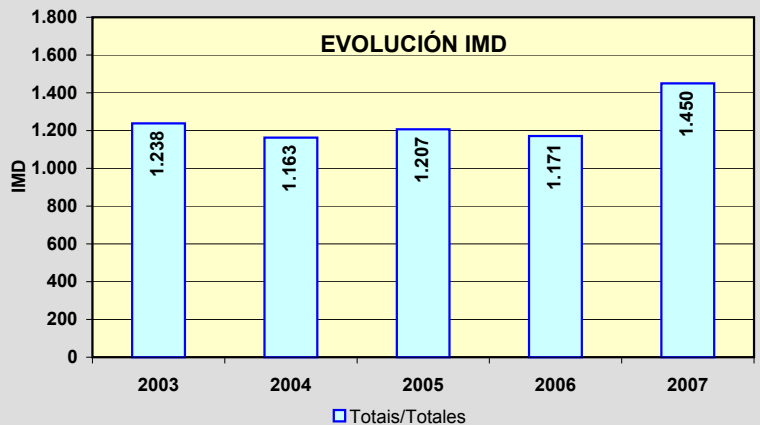
| | I.M.D. | % I.M.D. | % Pes. |
|------|--------|----------|--------|
| I | 1.261 | 86,97 | 10,8 |
| II | 1.319 | 90,97 | 10,8 |
| III | 1.422 | 98,07 | 9,1 |
| IV | 1.386 | 95,59 | 10,8 |
| V | 1.446 | 99,72 | 10,7 |
| VI | 1.493 | 102,97 | 10,7 |
| VII | 1.415 | 97,59 | 11,2 |
| VIII | 1.847 | 127,38 | 8,4 |
| IX | 1.536 | 105,93 | 11,6 |
| X | 1.461 | 100,76 | 9,2 |
| XI | 1.371 | 94,55 | 11,1 |
| XII | 1.434 | 98,90 | 9,8 |

**Semana Media**

| | I.M.D. | % I.M.D. | % Pes. |
|-------|--------|----------|--------|
| Lu | 1.523 | 105,03 | 11,3 |
| Ma | 1.378 | 95,03 | 12,6 |
| Me/Mi | 1.372 | 94,62 | 12,8 |
| Xo/Ju | 1.402 | 96,69 | 12,8 |
| Ve/Vi | 1.632 | 112,55 | 12,0 |
| Sa | 1.466 | 101,10 | 6,6 |
| Do | 1.389 | 95,79 | 4,0 |
| Lab | 1.462 | 100,83 | 12,2 |
| Fes | 1.393 | 96,07 | 5,2 |

**Día Medio**

| | Lab. | Fes. | Medio |
|----|--------------|--------------|--------------|
| 00 | 16 | 31 | 20 |
| 01 | 9 | 21 | 12 |
| 02 | 5 | 15 | 8 |
| 03 | 4 | 12 | 6 |
| 04 | 3 | 11 | 5 |
| 05 | 3 | 13 | 5 |
| 06 | 9 | 12 | 10 |
| 07 | 49 | 19 | 41 |
| 08 | 95 | 30 | 78 |
| 09 | 103 | 46 | 88 |
| 10 | 104 | 64 | 95 |
| 11 | 97 | 82 | 96 |
| 12 | 92 | 88 | 94 |
| 13 | 90 | 82 | 90 |
| 14 | 95 | 66 | 89 |
| 15 | 93 | 61 | 86 |
| 16 | 93 | 79 | 90 |
| 17 | 90 | 98 | 93 |
| 18 | 91 | 120 | 97 |
| 19 | 92 | 121 | 98 |
| 20 | 91 | 112 | 95 |
| 21 | 68 | 95 | 72 |
| 22 | 44 | 73 | 51 |
| 23 | 26 | 42 | 31 |
| | 1.462 | 1.393 | 1.450 |

**EVOLUCIÓN IMD**

Estación: **LU-540(6)**Tipo: **PER**

MEMORIA DE AFOROS 2007

Anterior: **C-640(6)**Rede/Red: **PB**

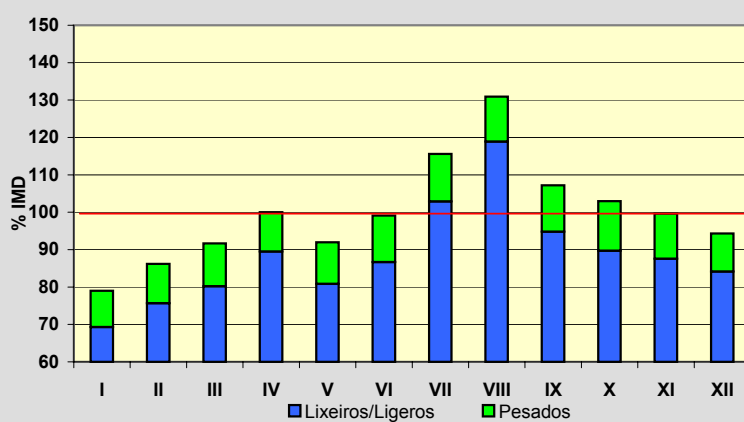
Nome/Nombre:

MerilleIMD: **2.658** I₃₀: **326**

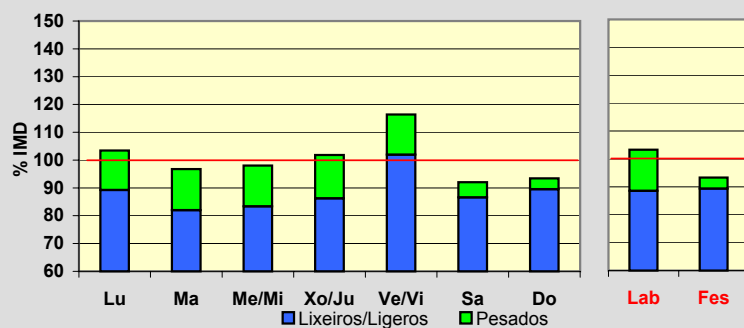
Treito/Tramo:

LU-161 (Landrove) - Oourol (LU-105)% Pes.: **11,5** I₁₅₀: **266****Variación Mensual**

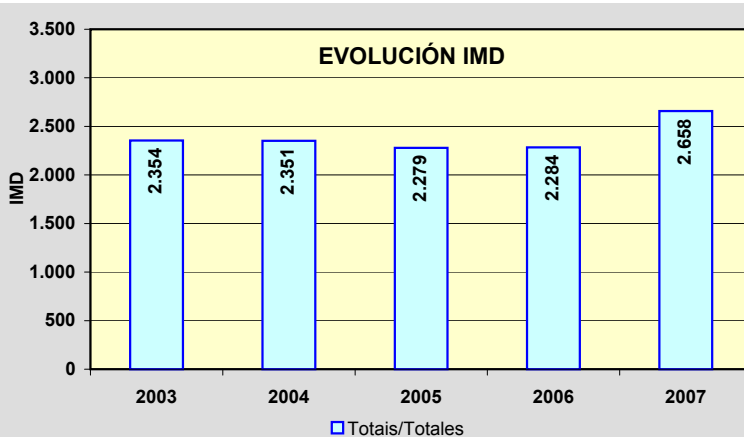
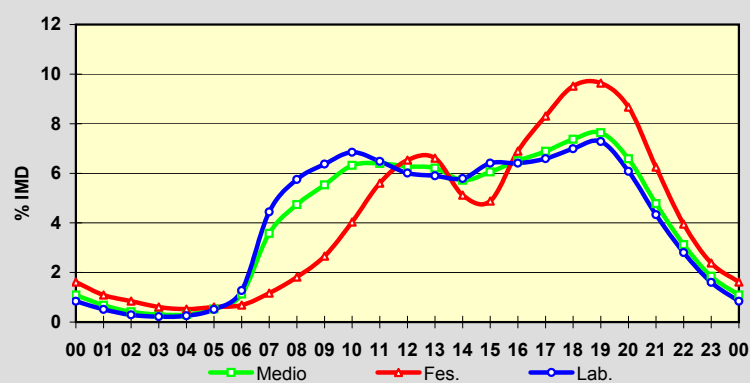
| | I.M.D. | % I.M.D. | % Pes. |
|------|--------|----------|--------|
| I | 2.100 | 79,01 | 12,3 |
| II | 2.291 | 86,19 | 12,2 |
| III | 2.436 | 91,65 | 12,5 |
| IV | 2.658 | 100,00 | 10,5 |
| V | 2.445 | 91,99 | 12,1 |
| VI | 2.635 | 99,13 | 12,6 |
| VII | 3.073 | 115,61 | 11,0 |
| VIII | 3.480 | 130,93 | 9,2 |
| IX | 2.850 | 107,22 | 11,6 |
| X | 2.737 | 102,97 | 12,9 |
| XI | 2.648 | 99,62 | 12,1 |
| XII | 2.507 | 94,32 | 10,8 |

**Semana Media**

| | I.M.D. | % I.M.D. | % Pes. |
|-------|--------|----------|--------|
| Lu | 2.749 | 103,42 | 13,7 |
| Ma | 2.572 | 96,76 | 15,3 |
| Me/Mi | 2.606 | 98,04 | 15,0 |
| Xo/Ju | 2.707 | 101,84 | 15,3 |
| Ve/Vi | 3.094 | 116,40 | 12,4 |
| Sa | 2.446 | 92,02 | 5,9 |
| Do | 2.484 | 93,45 | 4,2 |
| Lab | 2.746 | 103,31 | 14,3 |
| Fes | 2.480 | 93,30 | 4,2 |

**Día Medio**

| | Lab. | Fes. | Medio |
|----|--------------|--------------|--------------|
| 00 | 23 | 40 | 29 |
| 01 | 14 | 27 | 18 |
| 02 | 8 | 21 | 11 |
| 03 | 6 | 15 | 8 |
| 04 | 7 | 13 | 8 |
| 05 | 14 | 15 | 14 |
| 06 | 35 | 17 | 30 |
| 07 | 122 | 29 | 95 |
| 08 | 158 | 45 | 126 |
| 09 | 175 | 66 | 147 |
| 10 | 188 | 100 | 168 |
| 11 | 178 | 139 | 170 |
| 12 | 165 | 162 | 167 |
| 13 | 162 | 164 | 165 |
| 14 | 159 | 127 | 152 |
| 15 | 176 | 121 | 161 |
| 16 | 176 | 171 | 173 |
| 17 | 181 | 206 | 183 |
| 18 | 192 | 236 | 196 |
| 19 | 200 | 239 | 203 |
| 20 | 167 | 215 | 175 |
| 21 | 119 | 155 | 127 |
| 22 | 77 | 98 | 83 |
| 23 | 44 | 59 | 49 |
| | 2.746 | 2.480 | 2.658 |



Estación: **LU-541(0)**Tipo: **PER**

MEMORIA DE AFOROS 2007

Anterior: **C-641(1)**Rede/Red: **PB**

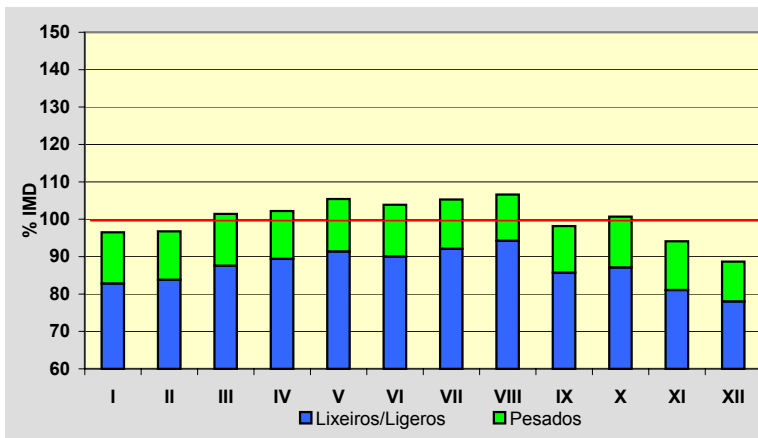
Nome/Nombre:

Rábade (LU-541)IMD: **8.110** I₃₀: **795**

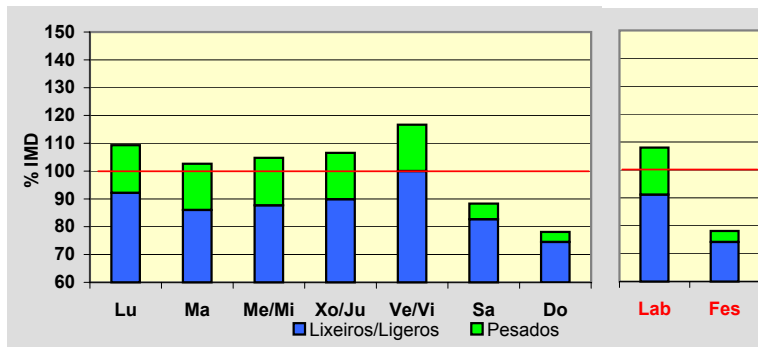
Treito/Tramo:

Enl. A-6 - Variante Vilalba% Pes.: **13,0** I₁₅₀: **705****Variación Mensual**

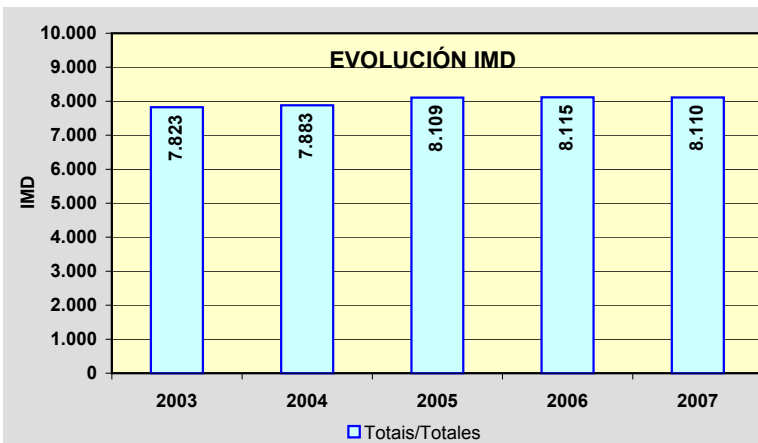
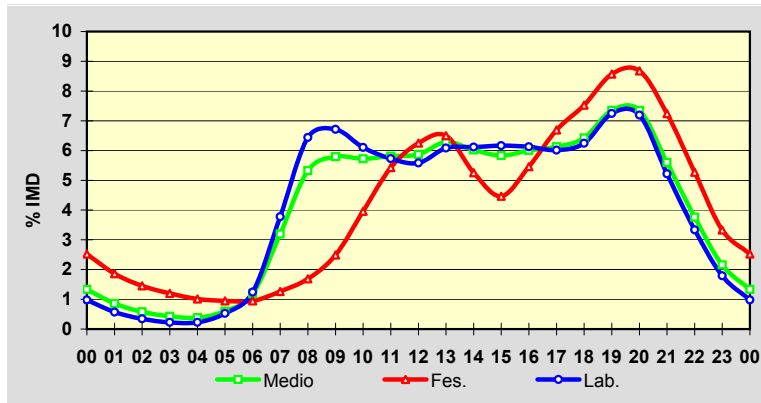
| | I.M.D. | % I.M.D. | % Pes. |
|------|--------|----------|--------|
| I | 7.828 | 96,52 | 14,2 |
| II | 7.847 | 96,76 | 13,4 |
| III | 8.227 | 101,44 | 13,7 |
| IV | 8.288 | 102,19 | 12,5 |
| V | 8.548 | 105,40 | 13,3 |
| VI | 8.423 | 103,86 | 13,3 |
| VII | 8.537 | 105,27 | 12,5 |
| VIII | 8.646 | 106,61 | 11,6 |
| IX | 7.963 | 98,19 | 12,7 |
| X | 8.166 | 100,69 | 13,5 |
| XI | 7.633 | 94,12 | 13,9 |
| XII | 7.190 | 88,66 | 12,0 |

**Semana Media**

| | I.M.D. | % I.M.D. | % Pes. |
|-------|--------|----------|--------|
| Lu | 8.867 | 109,33 | 15,7 |
| Ma | 8.322 | 102,61 | 16,2 |
| Me/Mi | 8.497 | 104,77 | 16,3 |
| Xo/Ju | 8.643 | 106,57 | 15,7 |
| Ve/Vi | 9.465 | 116,71 | 14,3 |
| Sa | 7.163 | 88,32 | 6,4 |
| Do | 6.338 | 78,15 | 4,7 |
| Lab | 8.761 | 108,03 | 15,6 |
| Fes | 6.338 | 78,15 | 5,1 |

**Día Medio**

| | Lab. | Fes. | Medio |
|----|--------------|--------------|--------------|
| 00 | 86 | 160 | 108 |
| 01 | 50 | 118 | 70 |
| 02 | 30 | 92 | 47 |
| 03 | 20 | 76 | 35 |
| 04 | 20 | 64 | 31 |
| 05 | 46 | 60 | 49 |
| 06 | 109 | 60 | 96 |
| 07 | 331 | 80 | 259 |
| 08 | 564 | 107 | 432 |
| 09 | 588 | 158 | 470 |
| 10 | 535 | 251 | 464 |
| 11 | 502 | 344 | 471 |
| 12 | 489 | 396 | 476 |
| 13 | 533 | 412 | 510 |
| 14 | 536 | 333 | 488 |
| 15 | 540 | 283 | 473 |
| 16 | 537 | 346 | 487 |
| 17 | 527 | 424 | 497 |
| 18 | 547 | 477 | 521 |
| 19 | 635 | 543 | 596 |
| 20 | 630 | 550 | 596 |
| 21 | 457 | 459 | 454 |
| 22 | 292 | 334 | 305 |
| 23 | 157 | 211 | 175 |
| | 8.761 | 6.338 | 8.110 |



Estación: **LU-546(0)**Tipo: **COM****MEMORIA DE AFOROS 2007**Anterior: **C-546(0)**Rede/Red: **PB**

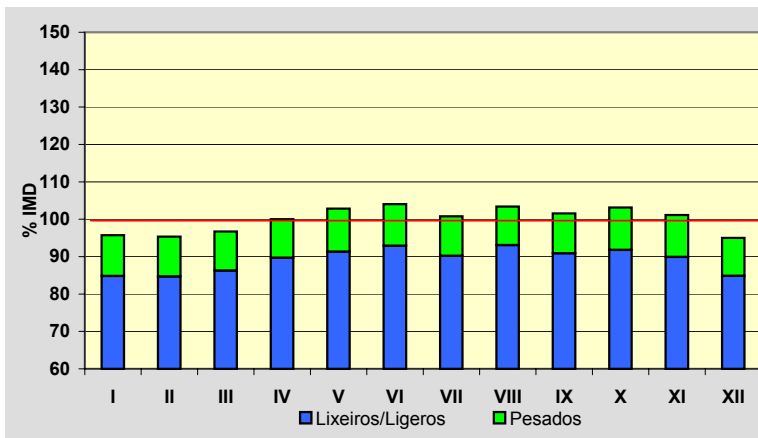
Nome/Nombre:

NadelaIMD: **11.131** I₃₀: **1.020**

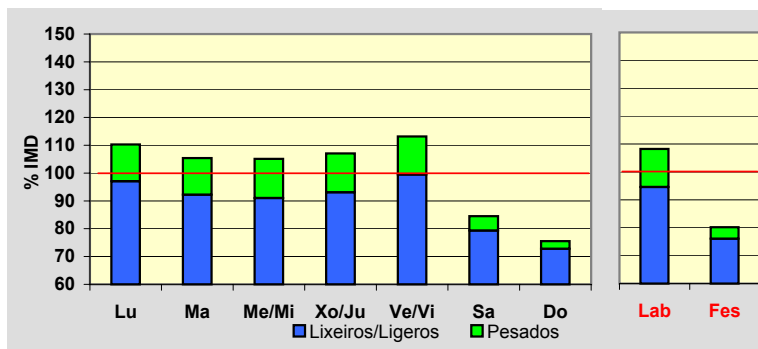
Treito/Tramo:

Nadela (N-VI) - Maceda (Estda. Dep.)% Pes.: **10,8** I₁₅₀: **938****Variación Mensual**

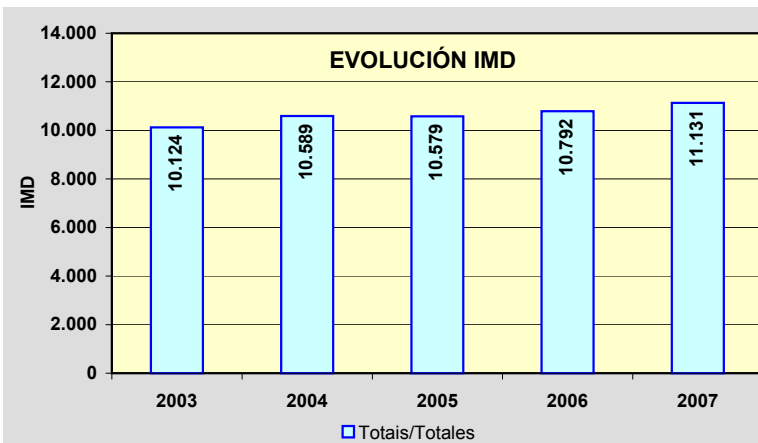
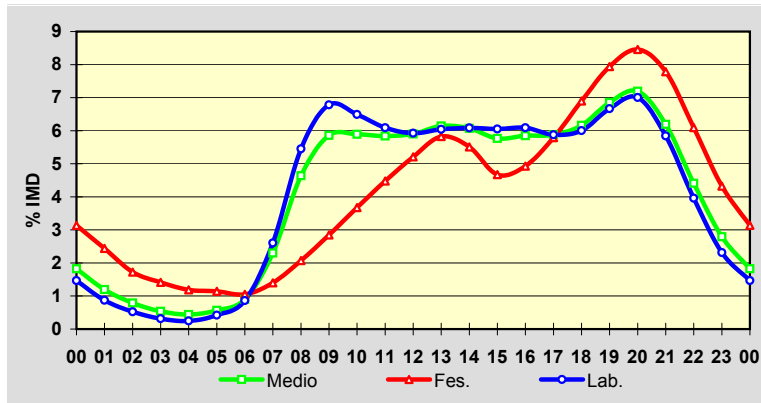
| | I.M.D. | % I.M.D. | % Pes. |
|------|--------|----------|--------|
| I | 10.656 | 95,73 | 11,4 |
| II | 10.615 | 95,36 | 11,2 |
| III | 10.768 | 96,74 | 10,8 |
| IV | 11.131 | 100,00 | 10,3 |
| V | 11.446 | 102,83 | 11,2 |
| VI | 11.582 | 104,05 | 10,7 |
| VII | 11.218 | 100,78 | 10,5 |
| VIII | 11.510 | 103,40 | 10,0 |
| IX | 11.306 | 101,57 | 10,5 |
| X | 11.479 | 103,13 | 11,0 |
| XI | 11.256 | 101,12 | 11,1 |
| XII | 10.577 | 95,02 | 10,7 |

**Semana Media**

| | I.M.D. | % I.M.D. | % Pes. |
|-------|--------|----------|--------|
| Lu | 12.276 | 110,29 | 12,0 |
| Ma | 11.735 | 105,43 | 12,5 |
| Me/Mi | 11.698 | 105,09 | 13,4 |
| Xo/Ju | 11.921 | 107,10 | 13,1 |
| Ve/Vi | 12.596 | 113,16 | 12,1 |
| Sa | 9.407 | 84,51 | 6,1 |
| Do | 8.405 | 75,51 | 3,6 |
| Lab | 12.048 | 108,24 | 12,6 |
| Fes | 8.928 | 80,21 | 5,2 |

**Día Medio**

| | Lab. | Fes. | Medio |
|----|---------------|--------------|---------------|
| 00 | 177 | 280 | 203 |
| 01 | 105 | 218 | 133 |
| 02 | 63 | 154 | 88 |
| 03 | 38 | 126 | 60 |
| 04 | 30 | 106 | 49 |
| 05 | 51 | 102 | 63 |
| 06 | 104 | 94 | 100 |
| 07 | 314 | 125 | 256 |
| 08 | 657 | 185 | 516 |
| 09 | 817 | 254 | 652 |
| 10 | 782 | 328 | 656 |
| 11 | 734 | 400 | 650 |
| 12 | 714 | 465 | 657 |
| 13 | 728 | 520 | 684 |
| 14 | 733 | 492 | 676 |
| 15 | 729 | 417 | 642 |
| 16 | 734 | 440 | 651 |
| 17 | 708 | 517 | 654 |
| 18 | 723 | 616 | 686 |
| 19 | 803 | 709 | 763 |
| 20 | 844 | 755 | 801 |
| 21 | 704 | 695 | 689 |
| 22 | 477 | 544 | 491 |
| 23 | 279 | 386 | 311 |
| | 12.048 | 8.928 | 11.131 |



Estación: **LU-546(0)**Tipo: **PER****MEMORIA DE AFOROS 2007**

Anterior:

Rede/Red: **PB**

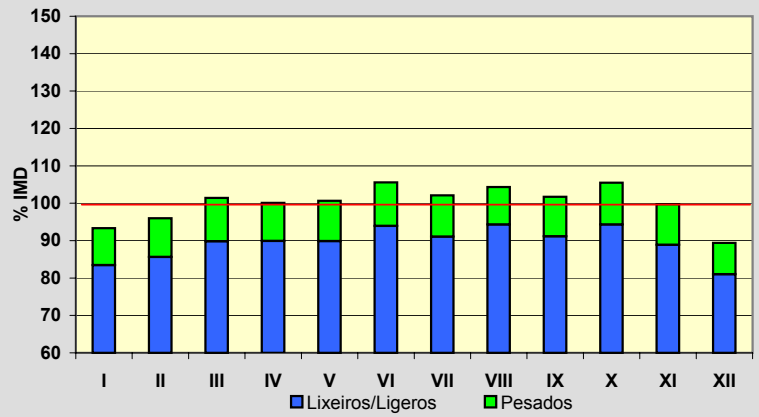
Nome/Nombre:

NadelaIMD: **11.076** I₃₀: **1.020**

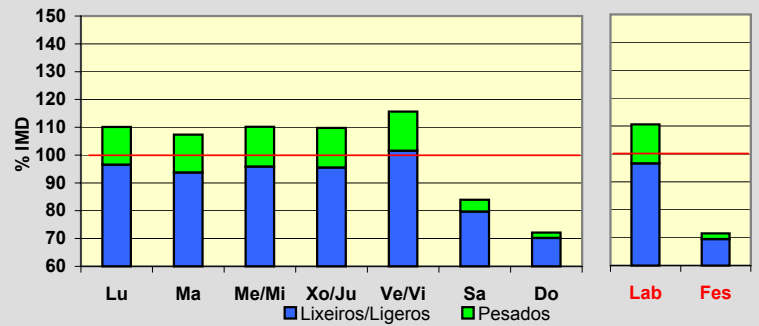
Treito/Tramo:

Nadela (N-VI) - Maceda (Estda. Dep.)% Pes.: **10,5** I₁₅₀: **965****Variación Mensual**

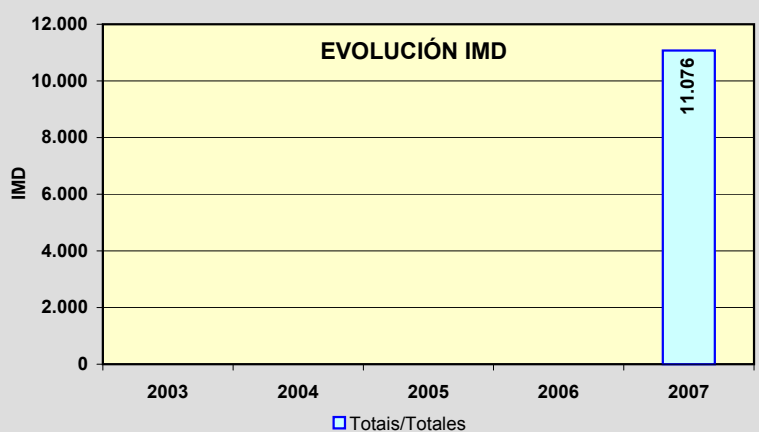
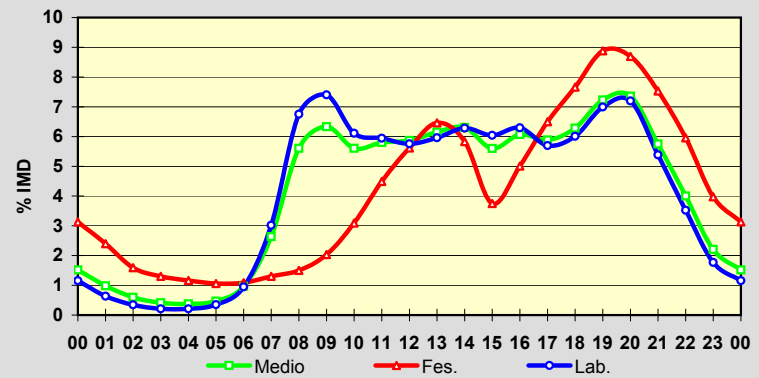
| | I.M.D. | % I.M.D. | % Pes. |
|------|--------|----------|--------|
| I | 10.340 | 93,36 | 10,6 |
| II | 10.631 | 95,98 | 10,8 |
| III | 11.232 | 101,41 | 11,4 |
| IV | 11.088 | 100,11 | 10,2 |
| V | 11.148 | 100,65 | 10,7 |
| VI | 11.693 | 105,57 | 11,0 |
| VII | 11.310 | 102,11 | 10,8 |
| VIII | 11.554 | 104,32 | 9,6 |
| IX | 11.268 | 101,73 | 10,4 |
| X | 11.684 | 105,49 | 10,6 |
| XI | 11.049 | 99,76 | 10,9 |
| XII | 9.902 | 89,40 | 9,4 |

**Semana Media**

| | I.M.D. | % I.M.D. | % Pes. |
|-------|--------|----------|--------|
| Lu | 12.195 | 110,10 | 12,3 |
| Ma | 11.890 | 107,35 | 12,7 |
| Me/Mi | 12.203 | 110,18 | 13,0 |
| Xo/Ju | 12.160 | 109,79 | 13,0 |
| Ve/Vi | 12.809 | 115,65 | 12,2 |
| Sa | 9.297 | 83,94 | 5,1 |
| Do | 7.991 | 72,15 | 2,7 |
| Lab | 12.252 | 110,62 | 12,7 |
| Fes | 7.925 | 71,55 | 2,9 |

**Día Medio**

| | Lab. | Fes. | Medio |
|----|---------------|--------------|---------------|
| 00 | 142 | 248 | 168 |
| 01 | 78 | 190 | 109 |
| 02 | 42 | 126 | 66 |
| 03 | 26 | 103 | 46 |
| 04 | 26 | 92 | 42 |
| 05 | 43 | 84 | 52 |
| 06 | 116 | 86 | 107 |
| 07 | 370 | 103 | 292 |
| 08 | 827 | 119 | 621 |
| 09 | 907 | 161 | 701 |
| 10 | 749 | 245 | 621 |
| 11 | 728 | 356 | 642 |
| 12 | 705 | 445 | 650 |
| 13 | 730 | 512 | 681 |
| 14 | 770 | 462 | 698 |
| 15 | 740 | 297 | 620 |
| 16 | 771 | 397 | 672 |
| 17 | 698 | 515 | 652 |
| 18 | 736 | 607 | 696 |
| 19 | 857 | 704 | 801 |
| 20 | 882 | 689 | 815 |
| 21 | 660 | 597 | 637 |
| 22 | 432 | 472 | 443 |
| 23 | 217 | 315 | 244 |
| | 12.252 | 7.925 | 11.076 |



Estación: **LU-546(10)**Tipo: **COM****MEMORIA DE AFOROS 2007**Anterior: **C-546(10)**Rede/Red: **PB**

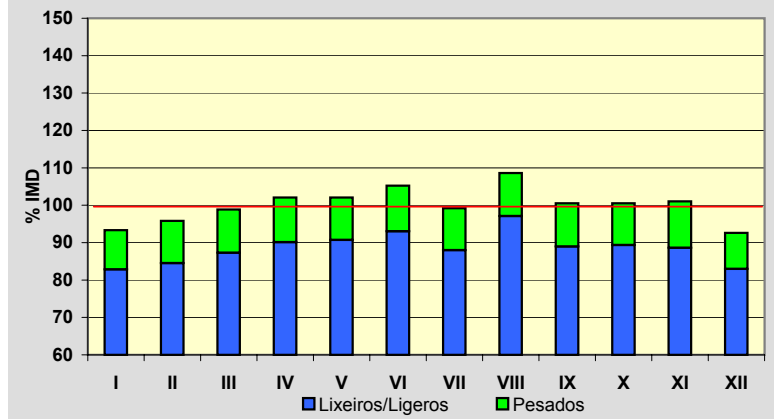
Nome/Nombre:

MacedaIMD: **10.446** I₃₀: **935**

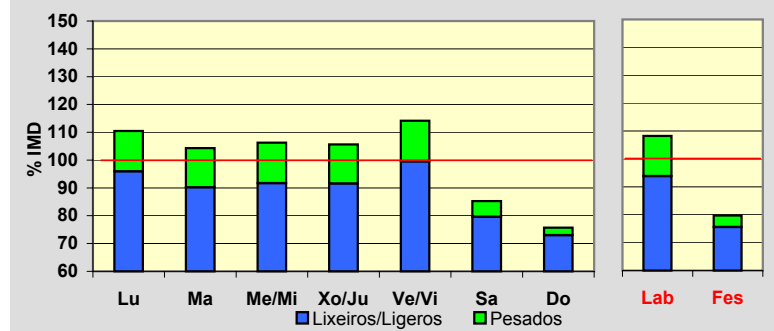
Treito/Tramo:

Maceda (Estda. Dep.) - Pobra de San Xiao (LU-614)% Pes.: **11,3** I₁₅₀: **883****Variación Mensual**

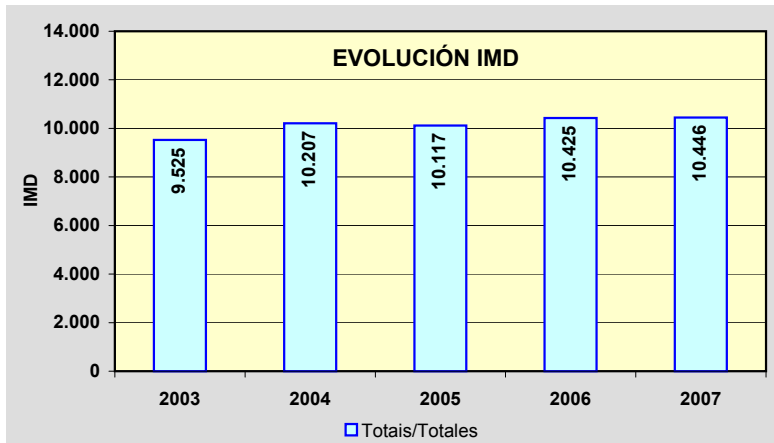
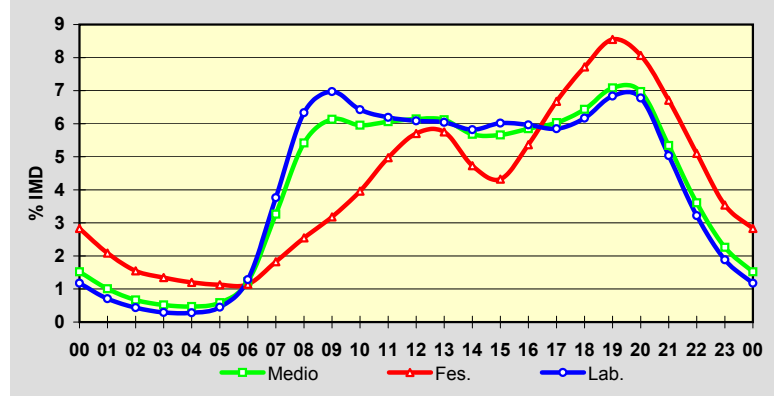
| | I.M.D. | % I.M.D. | % Pes. |
|------|--------|----------|--------|
| I | 9.748 | 93,32 | 11,2 |
| II | 10.011 | 95,84 | 11,8 |
| III | 10.327 | 98,86 | 11,7 |
| IV | 10.662 | 102,07 | 11,7 |
| V | 10.663 | 102,08 | 11,1 |
| VI | 10.994 | 105,25 | 11,6 |
| VII | 10.361 | 99,19 | 11,3 |
| VIII | 11.348 | 108,63 | 10,6 |
| IX | 10.501 | 100,53 | 11,5 |
| X | 10.499 | 100,51 | 11,1 |
| XI | 10.555 | 101,04 | 12,3 |
| XII | 9.675 | 92,62 | 10,4 |

**Semana Media**

| | I.M.D. | % I.M.D. | % Pes. |
|-------|--------|----------|--------|
| Lu | 11.539 | 110,46 | 13,1 |
| Ma | 10.896 | 104,31 | 13,5 |
| Me/Mi | 11.102 | 106,28 | 13,7 |
| Xo/Ju | 11.037 | 105,66 | 13,3 |
| Ve/Vi | 11.925 | 114,16 | 12,8 |
| Sa | 8.908 | 85,28 | 6,6 |
| Do | 7.911 | 75,73 | 3,6 |
| Lab | 11.304 | 108,21 | 13,3 |
| Fes | 8.330 | 79,74 | 5,2 |

**Día Medio**

| | Lab. | Fes. | Medio |
|----|---------------|--------------|---------------|
| 00 | 133 | 236 | 159 |
| 01 | 80 | 174 | 105 |
| 02 | 49 | 129 | 70 |
| 03 | 33 | 112 | 54 |
| 04 | 32 | 100 | 49 |
| 05 | 51 | 94 | 61 |
| 06 | 145 | 95 | 128 |
| 07 | 425 | 152 | 341 |
| 08 | 716 | 212 | 566 |
| 09 | 788 | 265 | 641 |
| 10 | 726 | 330 | 622 |
| 11 | 700 | 414 | 633 |
| 12 | 688 | 475 | 642 |
| 13 | 683 | 479 | 639 |
| 14 | 658 | 394 | 593 |
| 15 | 680 | 360 | 591 |
| 16 | 674 | 447 | 611 |
| 17 | 661 | 556 | 630 |
| 18 | 697 | 643 | 672 |
| 19 | 773 | 712 | 740 |
| 20 | 766 | 672 | 728 |
| 21 | 569 | 559 | 558 |
| 22 | 364 | 425 | 377 |
| 23 | 213 | 295 | 236 |
| | 11.304 | 8.330 | 10.446 |

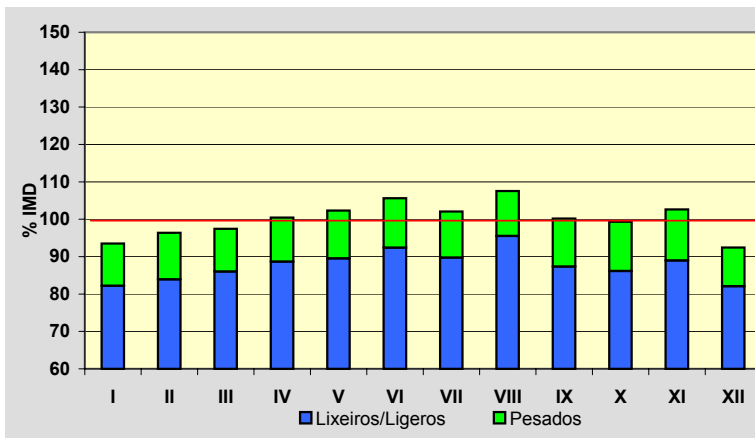


Estación: **LU-546(16)**Tipo: **COM**

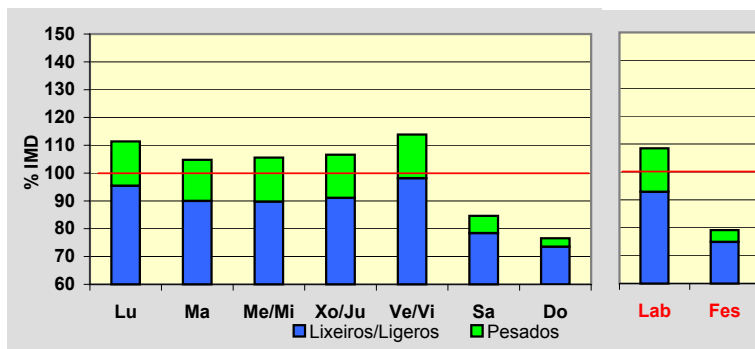
MEMORIA DE AFOROS 2007

Anterior: **C-546(16)**Rede/Red: **PB**Nome/Nombre: **Sarria (LU-546)**IMD: **8.870** I₃₀: **804**Treito/Tramo: **Celtigós (Estda. Dep.) - Sarria (LU-633)**% Pes.: **12,3** I₁₅₀: **746****Variación Mensual**

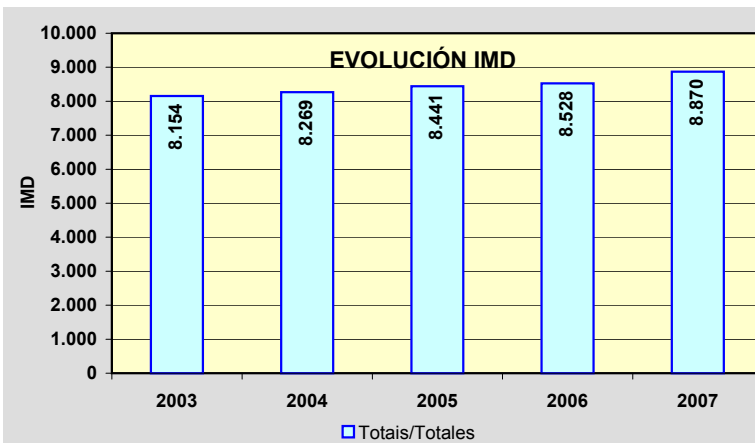
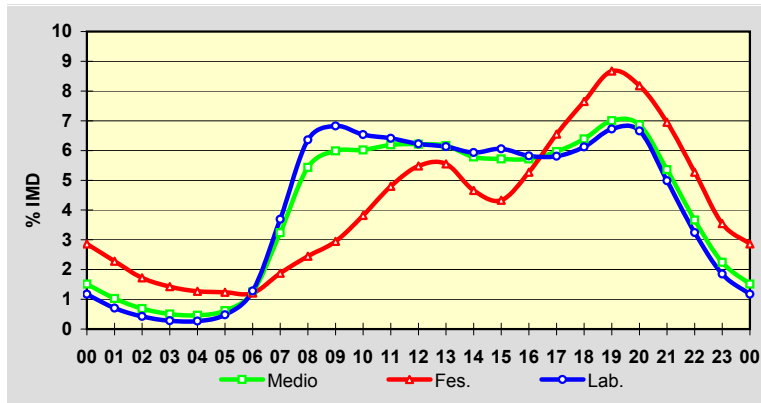
| | I.M.D. | % I.M.D. | % Pes. |
|------|--------|----------|--------|
| I | 8.296 | 93,53 | 12,1 |
| II | 8.547 | 96,36 | 12,9 |
| III | 8.642 | 97,43 | 11,7 |
| IV | 8.908 | 100,43 | 11,7 |
| V | 9.075 | 102,31 | 12,5 |
| VI | 9.368 | 105,61 | 12,5 |
| VII | 9.054 | 102,07 | 12,1 |
| VIII | 9.541 | 107,56 | 11,2 |
| IX | 8.885 | 100,17 | 12,8 |
| X | 8.812 | 99,35 | 13,3 |
| XI | 9.101 | 102,60 | 13,3 |
| XII | 8.201 | 92,46 | 11,2 |

**Semana Media**

| | I.M.D. | % I.M.D. | % Pes. |
|-------|--------|----------|--------|
| Lu | 9.880 | 111,39 | 14,3 |
| Ma | 9.291 | 104,75 | 14,1 |
| Me/Mi | 9.366 | 105,59 | 15,0 |
| Xo/Ju | 9.458 | 106,63 | 14,6 |
| Ve/Vi | 10.102 | 113,89 | 13,8 |
| Sa | 7.505 | 84,61 | 7,3 |
| Do | 6.792 | 76,57 | 4,0 |
| Lab | 9.623 | 108,49 | 14,4 |
| Fes | 7.022 | 79,17 | 5,4 |

**Día Medio**

| | Lab. | Fes. | Medio |
|----|--------------|--------------|--------------|
| 00 | 113 | 201 | 134 |
| 01 | 68 | 160 | 91 |
| 02 | 41 | 121 | 61 |
| 03 | 27 | 100 | 45 |
| 04 | 26 | 89 | 41 |
| 05 | 46 | 87 | 55 |
| 06 | 123 | 85 | 110 |
| 07 | 355 | 132 | 287 |
| 08 | 612 | 172 | 482 |
| 09 | 657 | 207 | 531 |
| 10 | 629 | 268 | 534 |
| 11 | 617 | 337 | 549 |
| 12 | 599 | 385 | 551 |
| 13 | 590 | 390 | 547 |
| 14 | 571 | 327 | 513 |
| 15 | 583 | 304 | 507 |
| 16 | 560 | 370 | 507 |
| 17 | 559 | 460 | 529 |
| 18 | 589 | 537 | 567 |
| 19 | 647 | 609 | 621 |
| 20 | 641 | 574 | 609 |
| 21 | 480 | 488 | 475 |
| 22 | 312 | 370 | 325 |
| 23 | 178 | 249 | 199 |
| | 9.623 | 7.022 | 8.870 |



Estación: **LU-546(50)**Tipo: **PER**

MEMORIA DE AFOROS 2007

Anterior:

Rede/Red: **PB**

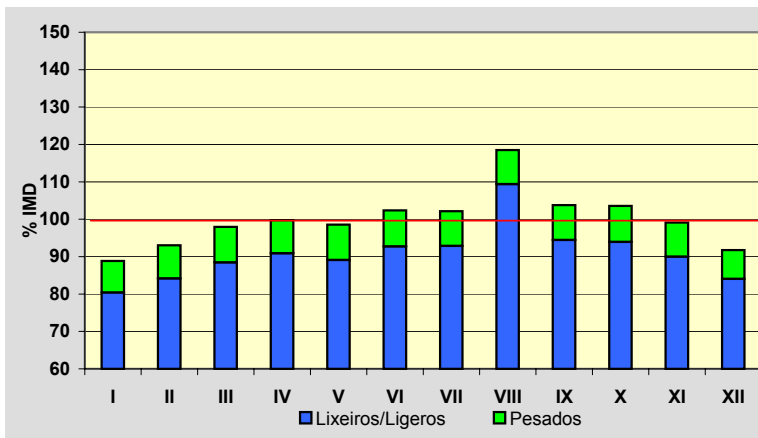
Nome/Nombre:

Monforte de LemosIMD: **4.462** I₃₀: **417**

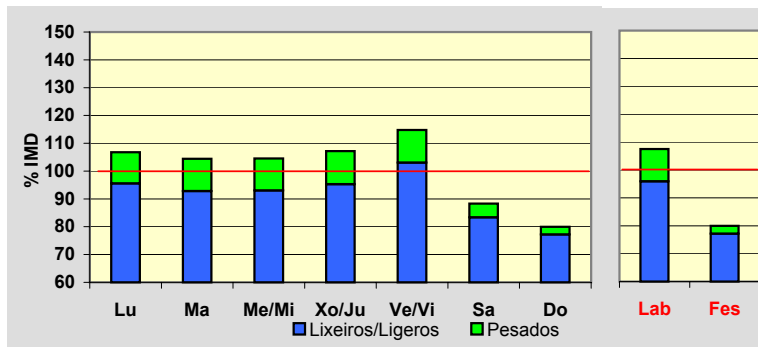
Treito/Tramo:

Bóveda (LU-652) - Monforte% Pes.: **9,1** I₁₅₀: **375****Variación Mensual**

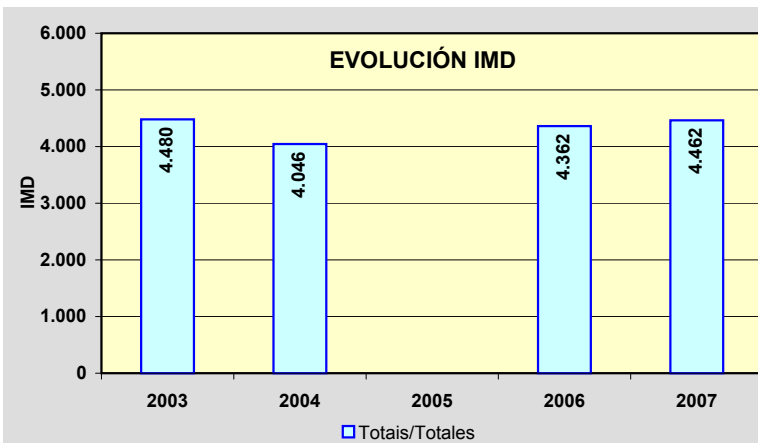
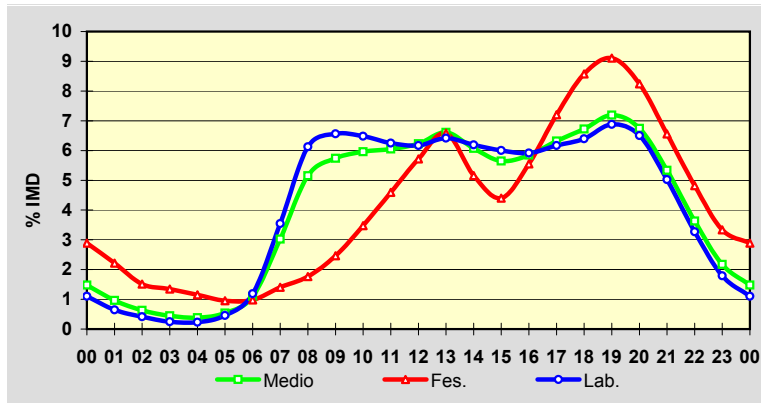
| | I.M.D. | % I.M.D. | % Pes. |
|------|--------|----------|--------|
| I | 3.964 | 88,84 | 9,5 |
| II | 4.151 | 93,03 | 9,5 |
| III | 4.371 | 97,96 | 9,7 |
| IV | 4.452 | 99,78 | 8,9 |
| V | 4.397 | 98,54 | 9,6 |
| VI | 4.568 | 102,38 | 9,4 |
| VII | 4.559 | 102,17 | 9,1 |
| VIII | 5.288 | 118,51 | 7,7 |
| IX | 4.631 | 103,79 | 9,0 |
| X | 4.622 | 103,59 | 9,3 |
| XI | 4.422 | 99,10 | 9,2 |
| XII | 4.095 | 91,77 | 8,4 |

**Semana Media**

| | I.M.D. | % I.M.D. | % Pes. |
|-------|--------|----------|--------|
| Lu | 4.765 | 106,79 | 10,5 |
| Ma | 4.659 | 104,42 | 11,1 |
| Me/Mi | 4.664 | 104,53 | 11,0 |
| Xo/Ju | 4.783 | 107,19 | 11,1 |
| Ve/Vi | 5.121 | 114,77 | 10,2 |
| Sa | 3.941 | 88,32 | 5,6 |
| Do | 3.567 | 79,94 | 3,4 |
| Lab | 4.798 | 107,53 | 10,8 |
| Fes | 3.568 | 79,96 | 3,5 |

**Día Medio**

| | Lab. | Fes. | Medio |
|----|--------------|--------------|--------------|
| 00 | 53 | 103 | 66 |
| 01 | 31 | 79 | 43 |
| 02 | 20 | 54 | 28 |
| 03 | 12 | 48 | 20 |
| 04 | 11 | 41 | 17 |
| 05 | 22 | 34 | 24 |
| 06 | 57 | 35 | 49 |
| 07 | 170 | 50 | 135 |
| 08 | 294 | 63 | 230 |
| 09 | 315 | 88 | 256 |
| 10 | 311 | 124 | 266 |
| 11 | 300 | 164 | 270 |
| 12 | 296 | 204 | 278 |
| 13 | 308 | 235 | 295 |
| 14 | 297 | 184 | 271 |
| 15 | 288 | 157 | 252 |
| 16 | 284 | 198 | 261 |
| 17 | 296 | 257 | 282 |
| 18 | 307 | 306 | 300 |
| 19 | 330 | 325 | 321 |
| 20 | 312 | 294 | 301 |
| 21 | 241 | 234 | 238 |
| 22 | 157 | 172 | 162 |
| 23 | 86 | 119 | 97 |
| | 4.798 | 3.568 | 4.462 |



Estación: **LU-611(35)**Tipo: **PER**

MEMORIA DE AFOROS 2007

Anterior: **LU-611(36)**Rede/Red: **S**

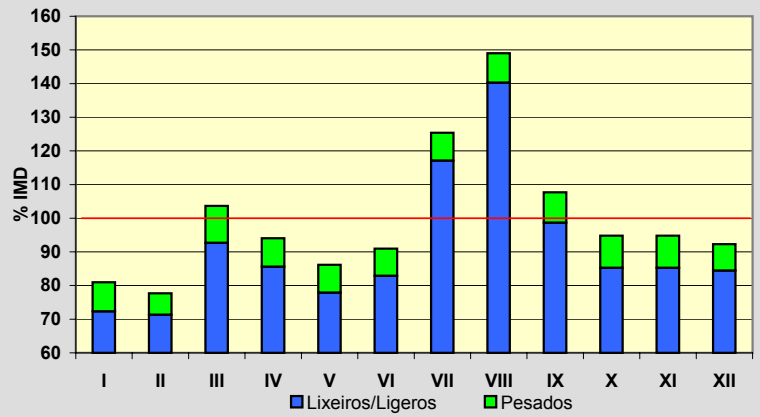
Nome/Nombre:

TaboadaIMD: **520** I₃₀: **107**

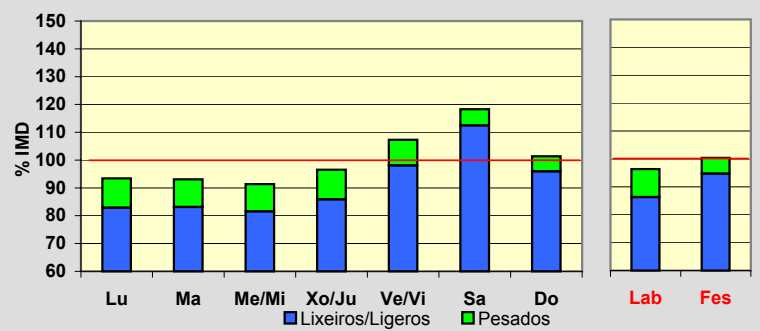
Treito/Tramo:

Currelos (Dep. LU-4202) - Taboada% Pes.: **8,7** I₁₅₀: **68****Variación Mensual**

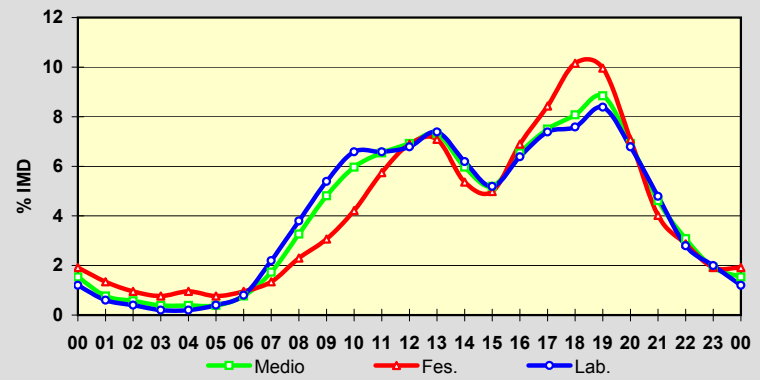
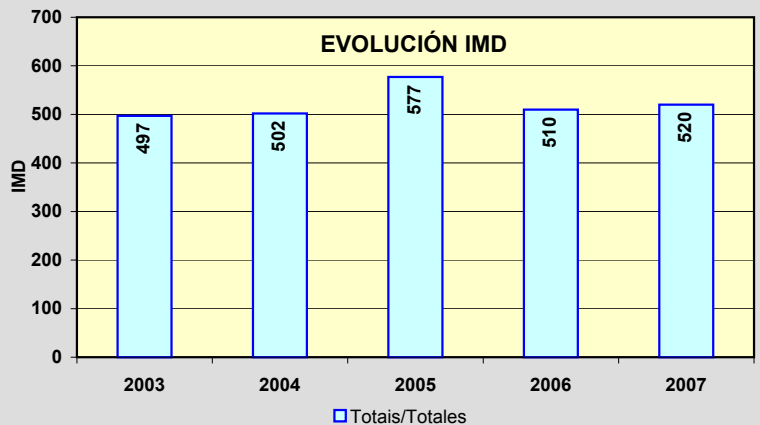
| | I.M.D. | % I.M.D. | % Pes. |
|------|--------|----------|--------|
| I | 421 | 80,96 | 10,7 |
| II | 404 | 77,69 | 8,2 |
| III | 539 | 103,65 | 10,6 |
| IV | 489 | 94,04 | 9,0 |
| V | 448 | 86,15 | 9,6 |
| VI | 473 | 90,96 | 8,9 |
| VII | 652 | 125,38 | 6,6 |
| VIII | 775 | 149,04 | 5,9 |
| IX | 560 | 107,69 | 8,4 |
| X | 493 | 94,81 | 10,1 |
| XI | 493 | 94,81 | 10,1 |
| XII | 480 | 92,31 | 8,5 |

**Semana Media**

| | I.M.D. | % I.M.D. | % Pes. |
|-------|--------|----------|--------|
| Lu | 486 | 93,46 | 11,3 |
| Ma | 484 | 93,08 | 10,7 |
| Me/Mi | 475 | 91,35 | 10,7 |
| Xo/Ju | 502 | 96,54 | 11,0 |
| Ve/Vi | 558 | 107,31 | 8,6 |
| Sa | 615 | 118,27 | 4,9 |
| Do | 527 | 101,35 | 5,3 |
| Lab | 501 | 96,35 | 10,4 |
| Fes | 522 | 100,38 | 5,6 |

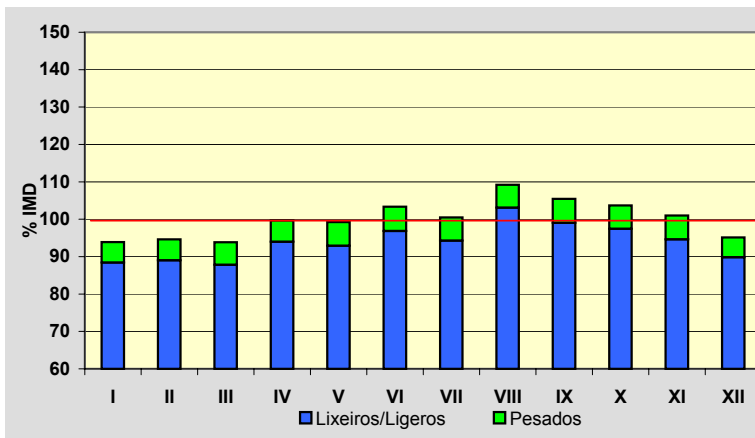
**Día Medio**

| | Lab. | Fes. | Medio |
|--------------|------------|------------|------------|
| 00 | 6 | 10 | 8 |
| 01 | 3 | 7 | 4 |
| 02 | 2 | 5 | 3 |
| 03 | 1 | 4 | 2 |
| 04 | 1 | 5 | 2 |
| 05 | 2 | 4 | 2 |
| 06 | 4 | 5 | 4 |
| 07 | 11 | 7 | 9 |
| 08 | 19 | 12 | 17 |
| 09 | 27 | 16 | 25 |
| 10 | 33 | 22 | 31 |
| 11 | 33 | 30 | 34 |
| 12 | 34 | 36 | 36 |
| 13 | 37 | 37 | 38 |
| 14 | 31 | 28 | 31 |
| 15 | 26 | 26 | 27 |
| 16 | 32 | 36 | 34 |
| 17 | 37 | 44 | 39 |
| 18 | 38 | 53 | 42 |
| 19 | 42 | 52 | 46 |
| 20 | 34 | 37 | 36 |
| 21 | 24 | 21 | 24 |
| 22 | 14 | 15 | 16 |
| 23 | 10 | 10 | 10 |
| Total | 501 | 522 | 520 |

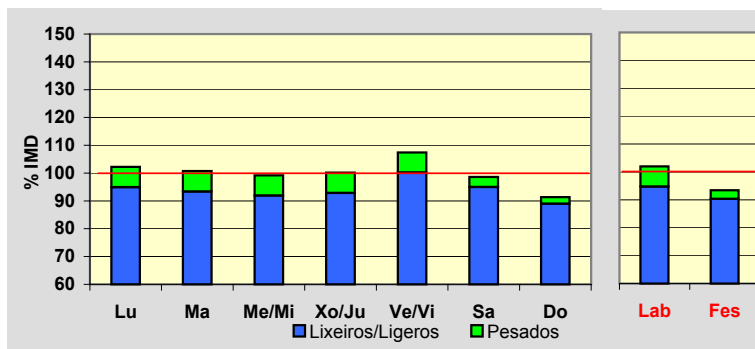
**EVOLUCIÓN IMD**

Estación: **LU-612(5)**Tipo: **COM****MEMORIA DE AFOROS 2007**Anterior: **LU-612(5)**Rede/Red: **PC**Nome/Nombre: **Santiago de Saa**IMD: **2.987** I₃₀: **283**Treito/Tramo: **Lugo (antiga N-540) - Lousada (Estda. Dep.)**% Pes.: **6,0** I₁₅₀: **255****Variación Mensual**

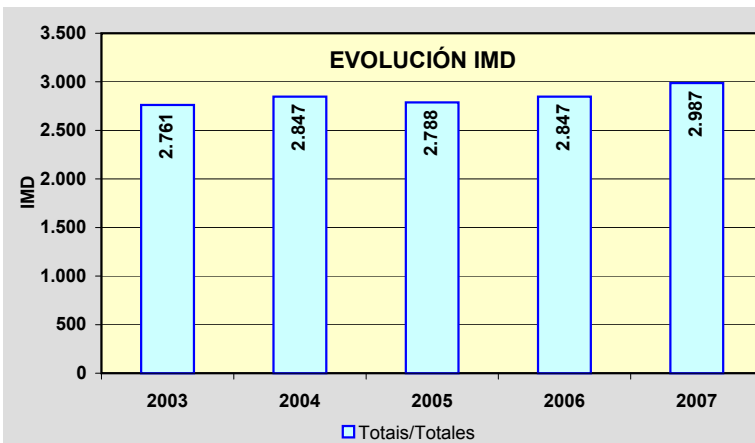
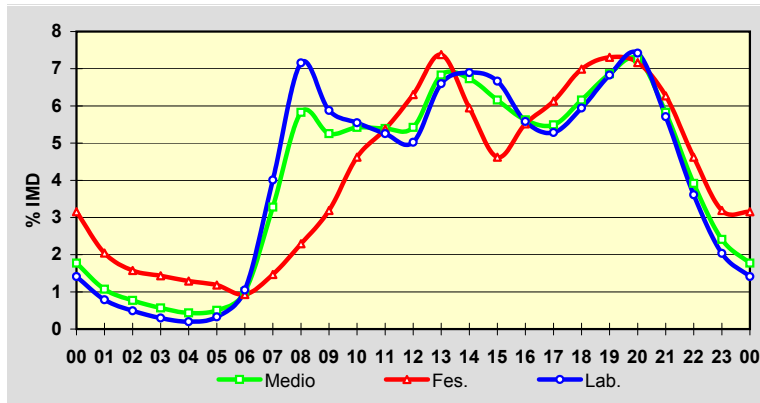
| | I.M.D. | % I.M.D. | % Pes. |
|------|--------|----------|--------|
| I | 2.804 | 93,87 | 5,8 |
| II | 2.826 | 94,61 | 5,9 |
| III | 2.803 | 93,84 | 6,4 |
| IV | 2.977 | 99,67 | 5,7 |
| V | 2.965 | 99,26 | 6,4 |
| VI | 3.087 | 103,35 | 6,3 |
| VII | 3.002 | 100,50 | 6,2 |
| VIII | 3.262 | 109,21 | 5,6 |
| IX | 3.150 | 105,46 | 6,1 |
| X | 3.097 | 103,68 | 6,0 |
| XI | 3.017 | 101,00 | 6,3 |
| XII | 2.842 | 95,15 | 5,6 |

**Semana Media**

| | I.M.D. | % I.M.D. | % Pes. |
|-------|--------|----------|--------|
| Lu | 3.053 | 102,21 | 7,1 |
| Ma | 3.009 | 100,74 | 7,3 |
| Me/Mi | 2.962 | 99,16 | 7,3 |
| Xo/Ju | 2.992 | 100,17 | 7,3 |
| Ve/Vi | 3.209 | 107,43 | 6,7 |
| Sa | 2.946 | 98,63 | 3,7 |
| Do | 2.729 | 91,36 | 2,6 |
| Lab | 3.046 | 101,98 | 7,1 |
| Fes | 2.791 | 93,44 | 3,3 |

**Día Medio**

| | Lab. | Fes. | Medio |
|----|--------------|--------------|--------------|
| 00 | 43 | 88 | 53 |
| 01 | 24 | 57 | 32 |
| 02 | 15 | 44 | 23 |
| 03 | 9 | 40 | 17 |
| 04 | 6 | 36 | 13 |
| 05 | 10 | 33 | 15 |
| 06 | 32 | 26 | 30 |
| 07 | 122 | 41 | 98 |
| 08 | 218 | 64 | 174 |
| 09 | 179 | 89 | 157 |
| 10 | 169 | 129 | 162 |
| 11 | 160 | 150 | 161 |
| 12 | 153 | 176 | 162 |
| 13 | 201 | 206 | 204 |
| 14 | 210 | 166 | 201 |
| 15 | 203 | 129 | 184 |
| 16 | 170 | 154 | 168 |
| 17 | 161 | 171 | 164 |
| 18 | 181 | 195 | 184 |
| 19 | 208 | 204 | 205 |
| 20 | 226 | 200 | 217 |
| 21 | 174 | 175 | 174 |
| 22 | 110 | 129 | 117 |
| 23 | 62 | 89 | 72 |
| | 3.046 | 2.791 | 2.987 |

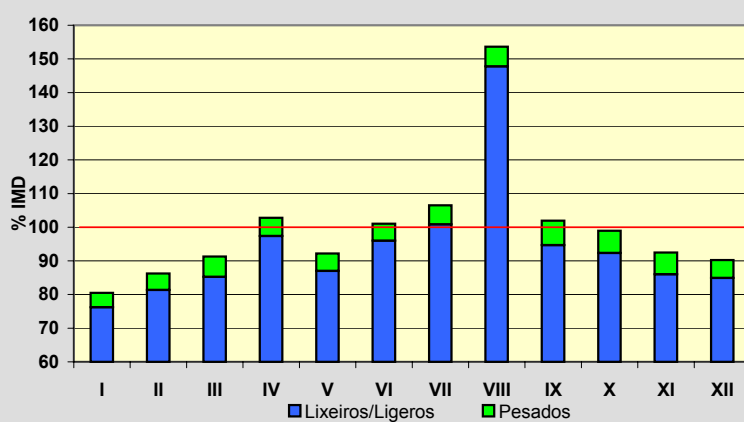


Estación: **LU-617(15)**Tipo: **COM**

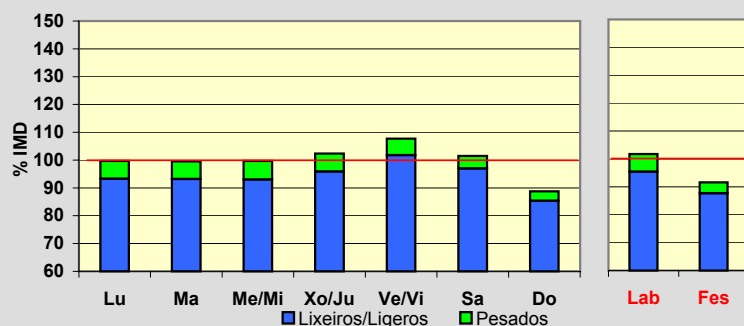
MEMORIA DE AFOROS 2007

Anterior: **C-533(133)**Rede/Red: **S**Nome/Nombre: **Escairón (LU-617)**IMD: **677** I₃₀: **101**Treito/Tramo: **Escairón - LU-533**% Pes.: **5,7** I₁₅₀: **75****Variación Mensual**

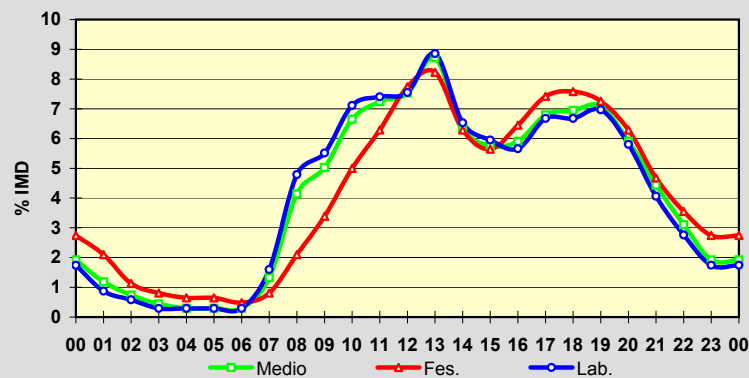
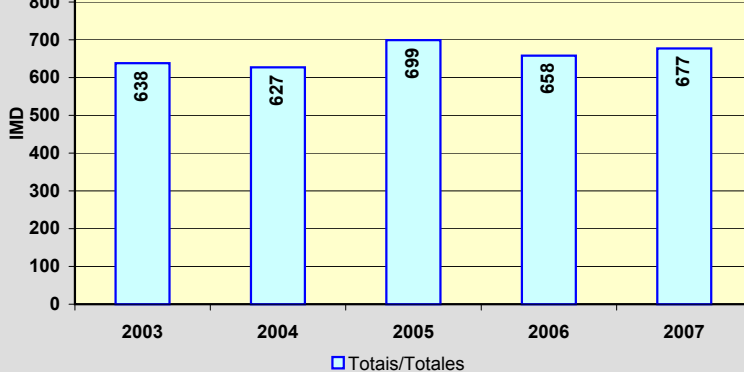
| | I.M.D. | % I.M.D. | % Pes. |
|------|--------|----------|--------|
| I | 545 | 80,50 | 5,3 |
| II | 584 | 86,26 | 5,7 |
| III | 618 | 91,29 | 6,6 |
| IV | 696 | 102,81 | 5,3 |
| V | 624 | 92,17 | 5,6 |
| VI | 684 | 101,03 | 5,0 |
| VII | 721 | 106,50 | 5,3 |
| VIII | 1.040 | 153,62 | 3,8 |
| IX | 690 | 101,92 | 7,1 |
| X | 670 | 98,97 | 6,7 |
| XI | 626 | 92,47 | 7,0 |
| XII | 611 | 90,25 | 5,9 |

**Semana Media**

| | I.M.D. | % I.M.D. | % Pes. |
|-------|--------|----------|--------|
| Lu | 675 | 99,70 | 6,4 |
| Ma | 674 | 99,56 | 6,4 |
| Me/Mi | 675 | 99,70 | 6,7 |
| Xo/Ju | 693 | 102,36 | 6,3 |
| Ve/Vi | 729 | 107,68 | 5,5 |
| Sa | 687 | 101,48 | 4,4 |
| Do | 601 | 88,77 | 3,8 |
| Lab | 689 | 101,77 | 6,2 |
| Fes | 620 | 91,58 | 4,2 |

**Día Medio**

| | Lab. | Fes. | Medio |
|--------------|------------|------------|------------|
| 00 | 12 | 17 | 13 |
| 01 | 6 | 13 | 8 |
| 02 | 4 | 7 | 5 |
| 03 | 2 | 5 | 3 |
| 04 | 2 | 4 | 2 |
| 05 | 2 | 4 | 2 |
| 06 | 2 | 3 | 2 |
| 07 | 11 | 5 | 9 |
| 08 | 33 | 13 | 28 |
| 09 | 38 | 21 | 34 |
| 10 | 49 | 31 | 45 |
| 11 | 51 | 39 | 49 |
| 12 | 52 | 48 | 51 |
| 13 | 61 | 51 | 59 |
| 14 | 45 | 39 | 43 |
| 15 | 41 | 35 | 39 |
| 16 | 39 | 40 | 40 |
| 17 | 46 | 46 | 46 |
| 18 | 46 | 47 | 47 |
| 19 | 48 | 45 | 48 |
| 20 | 40 | 39 | 40 |
| 21 | 28 | 29 | 30 |
| 22 | 19 | 22 | 21 |
| 23 | 12 | 17 | 13 |
| Total | 689 | 620 | 677 |

**EVOLUCIÓN IMD**

Estación: **LU-633(31)**Tipo: **COM**

MEMORIA DE AFOROS 2007

Anterior: **LU-634(5)**Rede/Red: **PC**

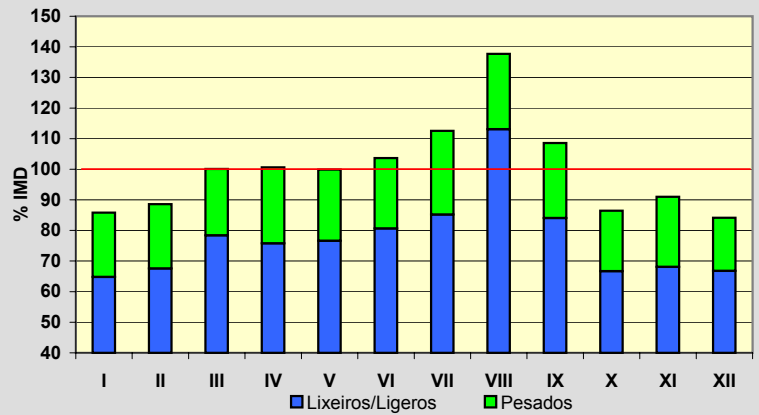
Nome/Nombre:

SamosIMD: **989** I₃₀: **122**

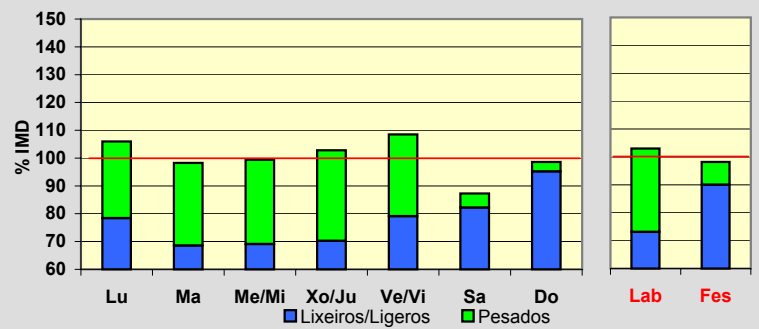
Treito/Tramo:

Triacastela - Samos% Pes.: **22,6** I₁₅₀: **101****Variación Mensual**

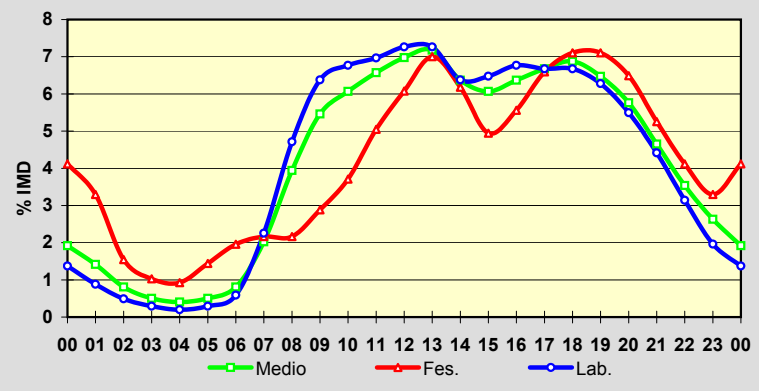
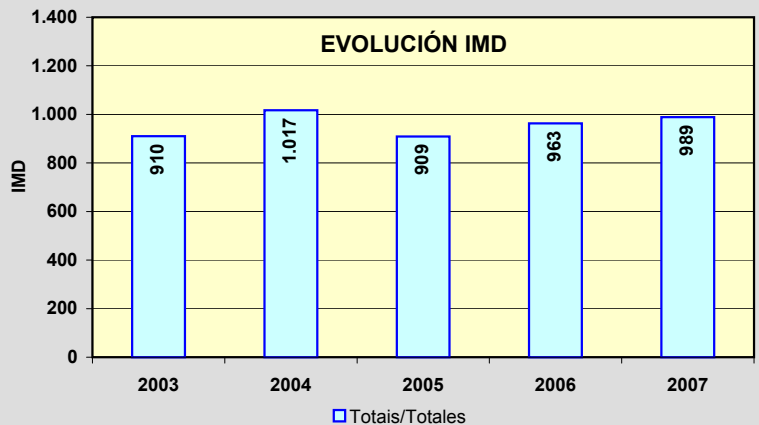
| | I.M.D. | % I.M.D. | % Pes. |
|------|--------|----------|--------|
| I | 849 | 85,84 | 24,5 |
| II | 876 | 88,57 | 23,7 |
| III | 990 | 100,10 | 21,7 |
| IV | 995 | 100,61 | 24,7 |
| V | 988 | 99,90 | 23,3 |
| VI | 1.025 | 103,64 | 22,2 |
| VII | 1.113 | 112,54 | 24,3 |
| VIII | 1.362 | 137,71 | 17,9 |
| IX | 1.074 | 108,59 | 22,6 |
| X | 855 | 86,45 | 22,9 |
| XI | 900 | 91,00 | 25,2 |
| XII | 832 | 84,13 | 20,6 |

**Semana Media**

| | I.M.D. | % I.M.D. | % Pes. |
|-------|--------|----------|--------|
| Lu | 1.048 | 105,97 | 26,0 |
| Ma | 972 | 98,28 | 30,2 |
| Me/Mi | 983 | 99,39 | 30,5 |
| Xo/Ju | 1.017 | 102,83 | 31,7 |
| Ve/Vi | 1.073 | 108,49 | 27,1 |
| Sa | 863 | 87,26 | 5,8 |
| Do | 975 | 98,58 | 3,4 |
| Lab | 1.019 | 103,03 | 29,0 |
| Fes | 971 | 98,18 | 8,3 |

**Día Medio**

| | Lab. | Fes. | Medio |
|----|--------------|------------|------------|
| 00 | 14 | 40 | 19 |
| 01 | 9 | 32 | 14 |
| 02 | 5 | 15 | 8 |
| 03 | 3 | 10 | 5 |
| 04 | 2 | 9 | 4 |
| 05 | 3 | 14 | 5 |
| 06 | 6 | 19 | 8 |
| 07 | 23 | 21 | 20 |
| 08 | 48 | 21 | 39 |
| 09 | 65 | 28 | 54 |
| 10 | 69 | 36 | 60 |
| 11 | 71 | 49 | 65 |
| 12 | 74 | 59 | 69 |
| 13 | 74 | 68 | 71 |
| 14 | 65 | 60 | 63 |
| 15 | 66 | 48 | 60 |
| 16 | 69 | 54 | 63 |
| 17 | 68 | 64 | 66 |
| 18 | 68 | 69 | 68 |
| 19 | 64 | 69 | 64 |
| 20 | 56 | 63 | 57 |
| 21 | 45 | 51 | 46 |
| 22 | 32 | 40 | 35 |
| 23 | 20 | 32 | 26 |
| | 1.019 | 971 | 989 |

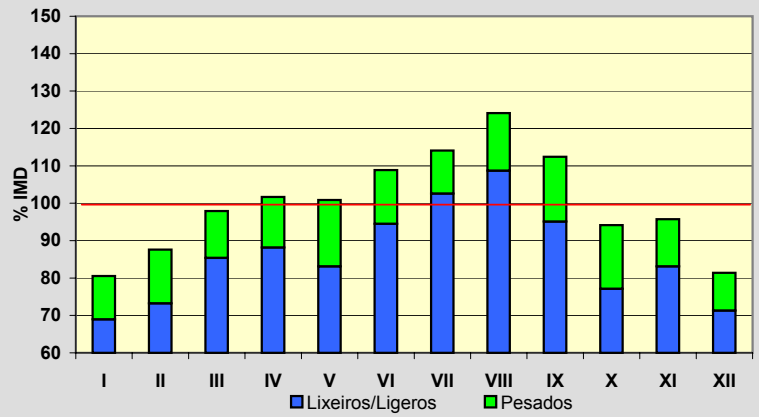
**EVOLUCIÓN IMD**

Estación: **LU-633(76)**Tipo: **COM****MEMORIA DE AFOROS 2007**Anterior: **C-535(58)**Rede/Red: **PC**

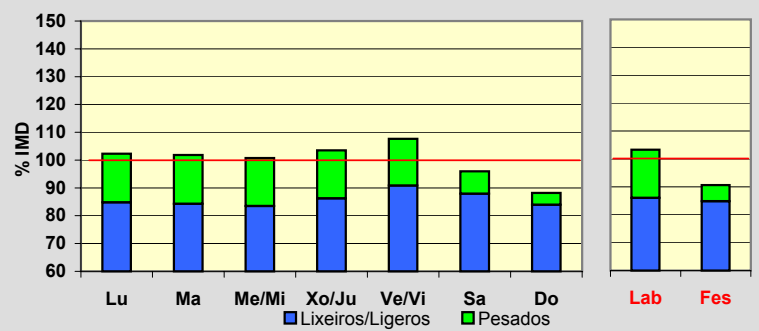
Nome/Nombre:

PortomarínIMD: **822** I₃₀: **110**Treito/Tramo: **Portomarín (LU-613) - O Alto do Hospital (N-540)**% Pes.: **14,0** I₁₅₀: **84****Variación Mensual**

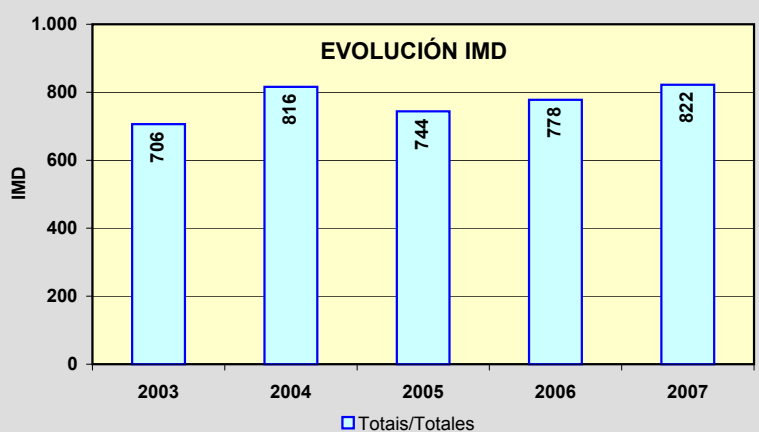
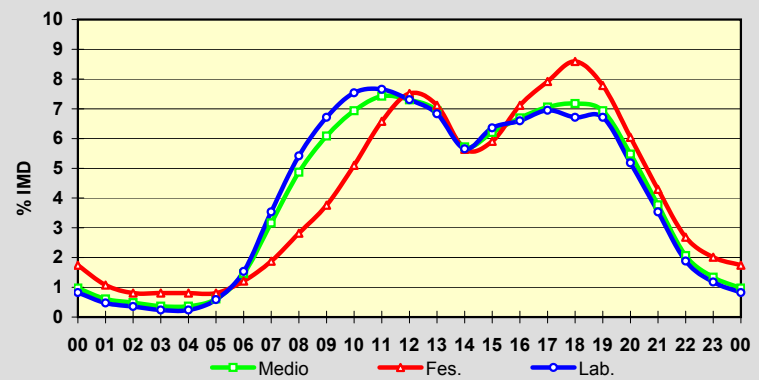
| | I.M.D. | % I.M.D. | % Pes. |
|------|--------|----------|--------|
| I | 662 | 80,54 | 14,4 |
| II | 720 | 87,59 | 16,4 |
| III | 805 | 97,93 | 12,8 |
| IV | 836 | 101,70 | 13,3 |
| V | 829 | 100,85 | 17,6 |
| VI | 895 | 108,88 | 13,2 |
| VII | 938 | 114,11 | 10,1 |
| VIII | 1.020 | 124,09 | 12,4 |
| IX | 924 | 112,41 | 15,4 |
| X | 774 | 94,16 | 18,1 |
| XI | 787 | 95,74 | 13,2 |
| XII | 669 | 81,39 | 12,4 |

**Semana Media**

| | I.M.D. | % I.M.D. | % Pes. |
|-------|--------|----------|--------|
| Lu | 841 | 102,31 | 17,1 |
| Ma | 837 | 101,82 | 17,2 |
| Me/Mi | 828 | 100,73 | 17,1 |
| Xo/Ju | 851 | 103,53 | 16,7 |
| Ve/Vi | 885 | 107,66 | 15,6 |
| Sa | 789 | 95,99 | 8,4 |
| Do | 725 | 88,20 | 4,8 |
| Lab | 849 | 103,28 | 16,7 |
| Fes | 745 | 90,63 | 6,4 |

**Día Medio**

| | Lab. | Fes. | Medio |
|----|------------|------------|------------|
| 00 | 7 | 13 | 8 |
| 01 | 4 | 8 | 5 |
| 02 | 3 | 6 | 4 |
| 03 | 2 | 6 | 3 |
| 04 | 2 | 6 | 3 |
| 05 | 5 | 6 | 5 |
| 06 | 13 | 9 | 12 |
| 07 | 30 | 14 | 26 |
| 08 | 46 | 21 | 40 |
| 09 | 57 | 28 | 50 |
| 10 | 64 | 38 | 57 |
| 11 | 65 | 49 | 61 |
| 12 | 62 | 56 | 60 |
| 13 | 58 | 53 | 57 |
| 14 | 48 | 42 | 47 |
| 15 | 54 | 44 | 51 |
| 16 | 56 | 53 | 55 |
| 17 | 59 | 59 | 58 |
| 18 | 57 | 64 | 59 |
| 19 | 57 | 58 | 57 |
| 20 | 44 | 45 | 45 |
| 21 | 30 | 32 | 31 |
| 22 | 16 | 20 | 17 |
| 23 | 10 | 15 | 11 |
| | 849 | 745 | 822 |



Estación: **LU-644(4)**Tipo: **COM****MEMORIA DE AFOROS 2007**Anterior: **LU-643(4)**Rede/Red: **S**

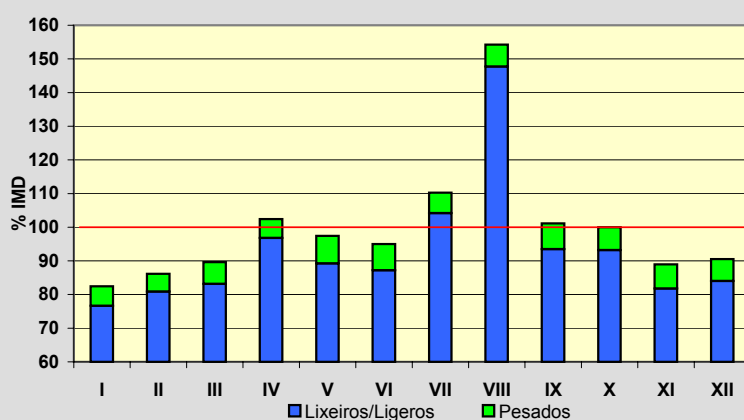
Nome/Nombre:

LaiosaIMD: **780** I₃₀: **106**

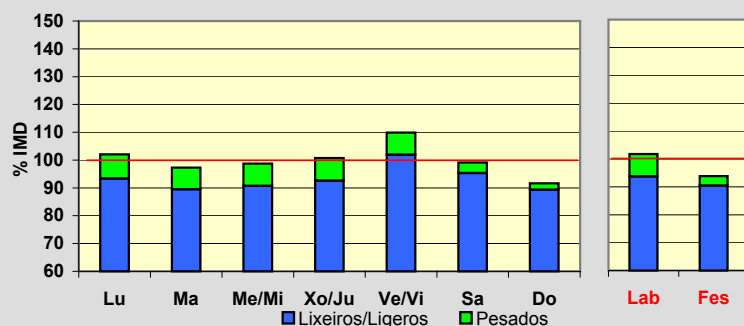
Treito/Tramo:

Laiosa (LU-643) - Cruz do Incio% Pes.: **6,7** I₁₅₀: **81****Variación Mensual**

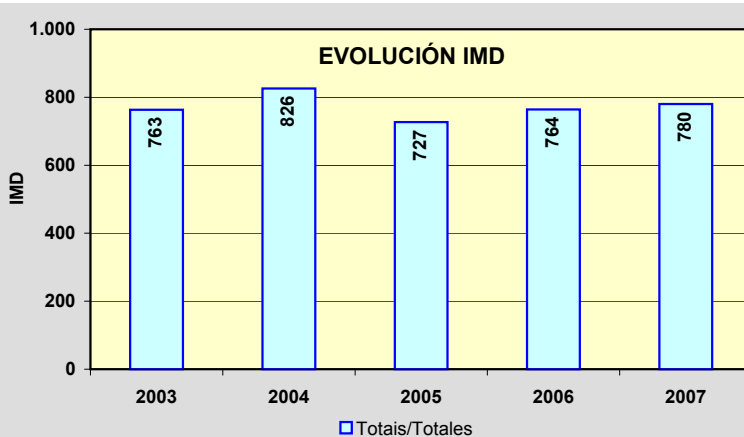
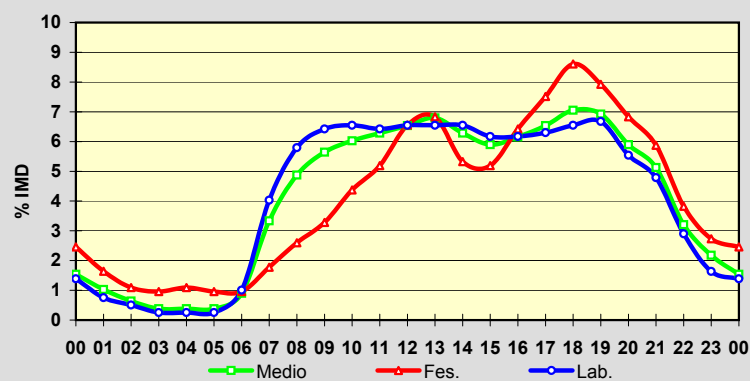
| | I.M.D. | % I.M.D. | % Pes. |
|------|--------|----------|--------|
| I | 643 | 82,44 | 7,0 |
| II | 672 | 86,15 | 6,1 |
| III | 699 | 89,62 | 7,2 |
| IV | 799 | 102,44 | 5,5 |
| V | 760 | 97,44 | 8,4 |
| VI | 741 | 95,00 | 8,2 |
| VII | 860 | 110,26 | 5,5 |
| VIII | 1.203 | 154,23 | 4,2 |
| IX | 789 | 101,15 | 7,6 |
| X | 780 | 100,00 | 6,8 |
| XI | 694 | 88,97 | 8,1 |
| XII | 706 | 90,51 | 7,2 |

**Semana Media**

| | I.M.D. | % I.M.D. | % Pes. |
|-------|--------|----------|--------|
| Lu | 796 | 102,05 | 8,5 |
| Ma | 759 | 97,31 | 8,0 |
| Me/Mi | 770 | 98,72 | 8,1 |
| Xo/Ju | 786 | 100,77 | 8,1 |
| Ve/Vi | 857 | 109,87 | 7,2 |
| Sa | 773 | 99,10 | 3,8 |
| Do | 715 | 91,67 | 2,5 |
| Lab | 794 | 101,79 | 7,9 |
| Fes | 732 | 93,85 | 3,6 |

**Día Medio**

| | Lab. | Fes. | Medio |
|----|------------|------------|------------|
| 00 | 11 | 18 | 12 |
| 01 | 6 | 12 | 8 |
| 02 | 4 | 8 | 5 |
| 03 | 2 | 7 | 3 |
| 04 | 2 | 8 | 3 |
| 05 | 2 | 7 | 3 |
| 06 | 8 | 7 | 7 |
| 07 | 32 | 13 | 26 |
| 08 | 46 | 19 | 38 |
| 09 | 51 | 24 | 44 |
| 10 | 52 | 32 | 47 |
| 11 | 51 | 38 | 49 |
| 12 | 52 | 48 | 51 |
| 13 | 52 | 50 | 53 |
| 14 | 52 | 39 | 49 |
| 15 | 49 | 38 | 46 |
| 16 | 49 | 47 | 48 |
| 17 | 50 | 55 | 51 |
| 18 | 52 | 63 | 55 |
| 19 | 53 | 58 | 54 |
| 20 | 44 | 50 | 46 |
| 21 | 38 | 43 | 40 |
| 22 | 23 | 28 | 25 |
| 23 | 13 | 20 | 17 |
| | 794 | 732 | 780 |



Estación: **LU-652(7)**Tipo: **COM****MEMORIA DE AFOROS 2007**Anterior: **LU-652(5)**Rede/Red: **PC**

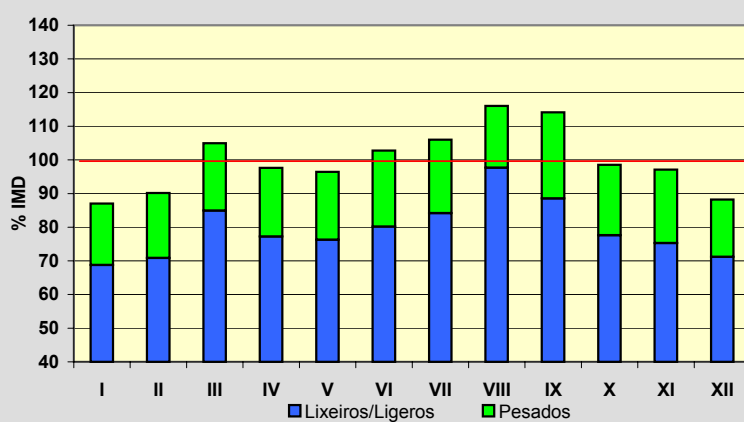
Nome/Nombre:

Río CabeIMD: **1.148** I₃₀: **135**

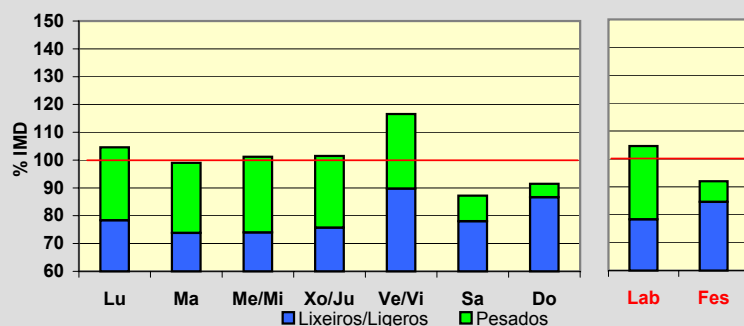
Treito/Tramo:

LU-933 - Bóveda% Pes.: **20,5** I₁₅₀: **114****Variación Mensual**

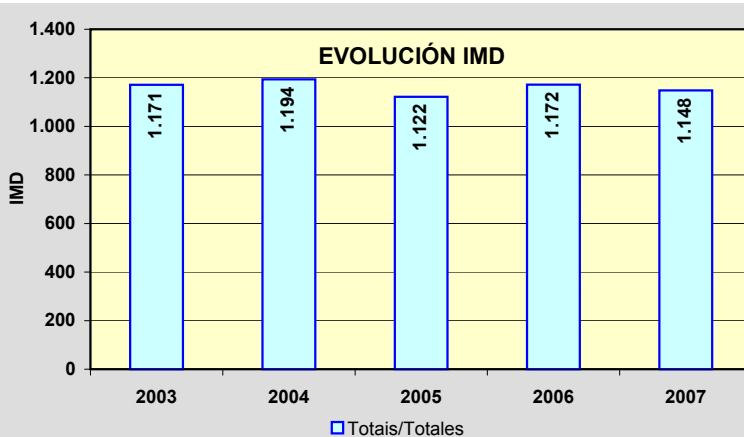
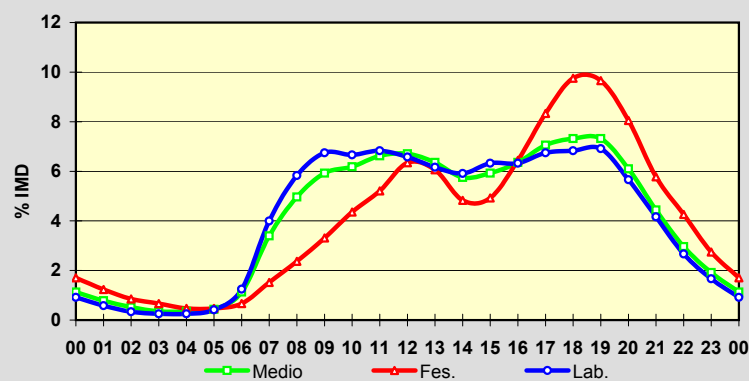
| | I.M.D. | % I.M.D. | % Pes. |
|------|--------|----------|--------|
| I | 999 | 87,02 | 21,0 |
| II | 1.035 | 90,16 | 21,4 |
| III | 1.205 | 104,97 | 19,1 |
| IV | 1.121 | 97,65 | 20,9 |
| V | 1.107 | 96,43 | 20,9 |
| VI | 1.180 | 102,79 | 22,0 |
| VII | 1.217 | 106,01 | 20,6 |
| VIII | 1.332 | 116,03 | 15,8 |
| IX | 1.310 | 114,11 | 22,4 |
| X | 1.131 | 98,52 | 21,2 |
| XI | 1.115 | 97,13 | 22,5 |
| XII | 1.013 | 88,24 | 19,3 |

**Semana Media**

| | I.M.D. | % I.M.D. | % Pes. |
|-------|--------|----------|--------|
| Lu | 1.201 | 104,62 | 25,1 |
| Ma | 1.137 | 99,04 | 25,5 |
| Me/Mi | 1.162 | 101,22 | 26,9 |
| Xo/Ju | 1.165 | 101,48 | 25,4 |
| Ve/Vi | 1.338 | 116,55 | 23,0 |
| Sa | 1.001 | 87,20 | 10,5 |
| Do | 1.050 | 91,46 | 5,3 |
| Lab | 1.201 | 104,62 | 25,1 |
| Fes | 1.056 | 91,99 | 8,0 |

**Día Medio**

| | Lab. | Fes. | Medio |
|----|--------------|--------------|--------------|
| 00 | 11 | 18 | 13 |
| 01 | 7 | 13 | 9 |
| 02 | 4 | 9 | 6 |
| 03 | 3 | 7 | 4 |
| 04 | 3 | 5 | 4 |
| 05 | 5 | 5 | 5 |
| 06 | 15 | 7 | 13 |
| 07 | 48 | 16 | 39 |
| 08 | 70 | 25 | 57 |
| 09 | 81 | 35 | 68 |
| 10 | 80 | 46 | 71 |
| 11 | 82 | 55 | 76 |
| 12 | 79 | 67 | 77 |
| 13 | 74 | 64 | 73 |
| 14 | 71 | 51 | 66 |
| 15 | 76 | 52 | 68 |
| 16 | 76 | 68 | 73 |
| 17 | 81 | 88 | 81 |
| 18 | 82 | 103 | 84 |
| 19 | 83 | 102 | 84 |
| 20 | 68 | 85 | 70 |
| 21 | 50 | 61 | 51 |
| 22 | 32 | 45 | 34 |
| 23 | 20 | 29 | 22 |
| | 1.201 | 1.056 | 1.148 |



Estación: **LU-710(14)**Tipo: **COM****MEMORIA DE AFOROS 2007**Anterior: **LU-710(14)**Rede/Red: **PC**

Nome/Nombre:

Baleira (LU-710)

IMD:

504I₃₀:**73**

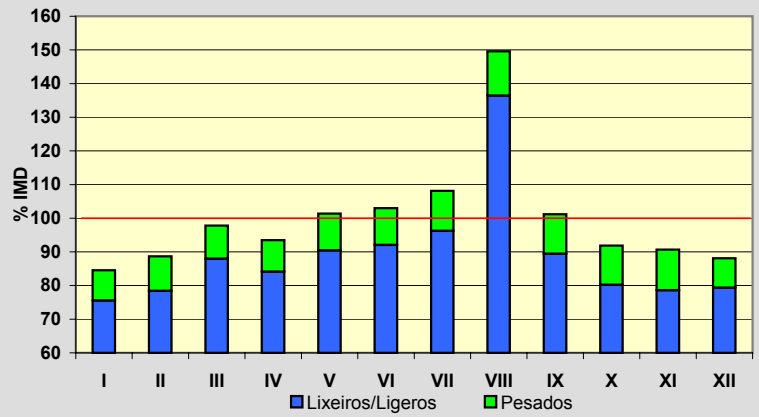
Treito/Tramo:

Enl. A-6 - Baleira

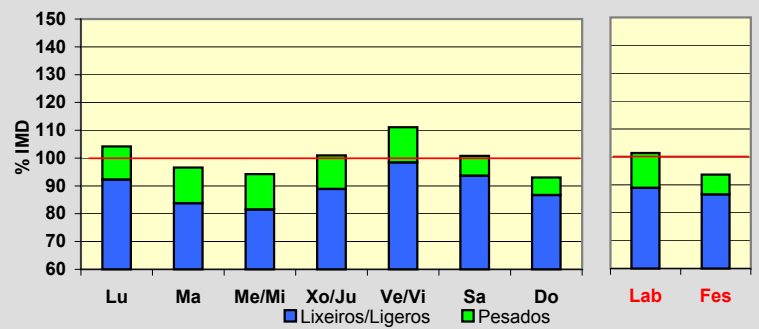
% Pes.:

10,8I₁₅₀:**55****Variación Mensual**

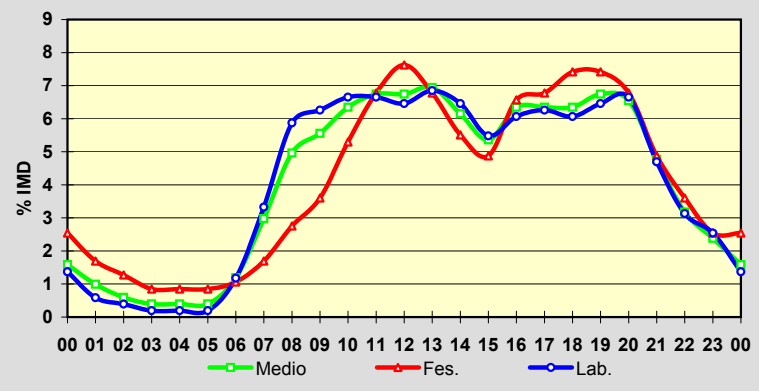
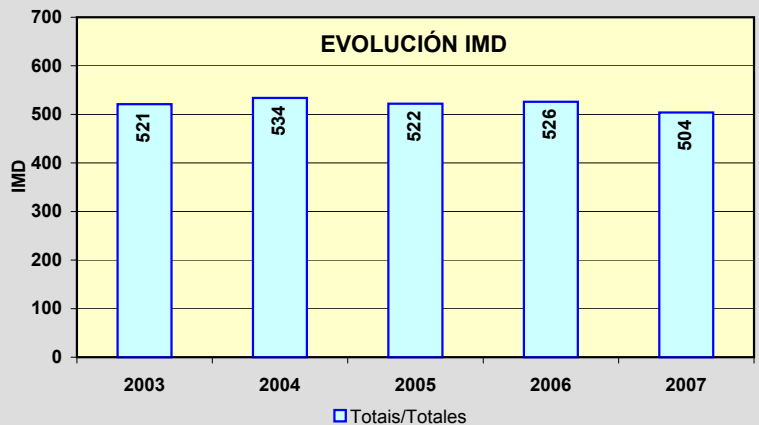
| | I.M.D. | % I.M.D. | % Pes. |
|------|--------|----------|--------|
| I | 426 | 84,52 | 10,6 |
| II | 447 | 88,69 | 11,6 |
| III | 493 | 97,82 | 10,1 |
| IV | 471 | 93,45 | 10,0 |
| V | 511 | 101,39 | 10,8 |
| VI | 519 | 102,98 | 10,6 |
| VII | 545 | 108,13 | 11,0 |
| VIII | 754 | 149,60 | 8,8 |
| IX | 510 | 101,19 | 11,6 |
| X | 463 | 91,87 | 12,7 |
| XI | 457 | 90,67 | 13,3 |
| XII | 444 | 88,10 | 9,9 |

**Semana Media**

| | I.M.D. | % I.M.D. | % Pes. |
|-------|--------|----------|--------|
| Lu | 525 | 104,17 | 11,4 |
| Ma | 487 | 96,63 | 13,3 |
| Me/Mi | 475 | 94,25 | 13,5 |
| Xo/Ju | 509 | 100,99 | 12,0 |
| Ve/Vi | 560 | 111,11 | 11,4 |
| Sa | 508 | 100,79 | 7,1 |
| Do | 469 | 93,06 | 6,8 |
| Lab | 511 | 101,39 | 12,3 |
| Fes | 472 | 93,65 | 7,6 |

**Día Medio**

| | Lab. | Fes. | Medio |
|----|------------|------------|------------|
| 00 | 7 | 12 | 8 |
| 01 | 3 | 8 | 5 |
| 02 | 2 | 6 | 3 |
| 03 | 1 | 4 | 2 |
| 04 | 1 | 4 | 2 |
| 05 | 1 | 4 | 2 |
| 06 | 6 | 5 | 6 |
| 07 | 17 | 8 | 15 |
| 08 | 30 | 13 | 25 |
| 09 | 32 | 17 | 28 |
| 10 | 34 | 25 | 32 |
| 11 | 34 | 32 | 34 |
| 12 | 33 | 36 | 34 |
| 13 | 35 | 32 | 35 |
| 14 | 33 | 26 | 31 |
| 15 | 28 | 23 | 27 |
| 16 | 31 | 31 | 32 |
| 17 | 32 | 32 | 32 |
| 18 | 31 | 35 | 32 |
| 19 | 33 | 35 | 34 |
| 20 | 34 | 32 | 33 |
| 21 | 24 | 23 | 24 |
| 22 | 16 | 17 | 16 |
| 23 | 13 | 12 | 12 |
| | 511 | 472 | 504 |

**EVOLUCIÓN IMD**

PROVINCIA DE LUGO

2007

| Código Estación | Tipo | Cuadríc. | | Nome / Nombre | Treito / Tramo | Rede Red | 2007 | |
|--------------------|------|----------|---|------------------|-------------------------------|-------------|-------|------|
| | | X | Y | | | | IMD | %Pes |
| LU-861(1) | Per | 14 | R | Vilalba (LU-861) | Vilalba (N-634) - LU-118 | PB | 4.427 | 18,2 |
| LU-861(16) | Com | 13 | S | San Martiño | LU-118 - Cabreiros (LU-540) | PB | 5.852 | 15,9 |
| LU-862(81) | Com | 14 | V | Viveiro Oeste | Límite de Provincia - Viveiro | PB | 5.012 | 6,4 |
| LU-862(90) | Com | 15 | V | Viveiro Leste | Viveiro - Xove (Estda. Dep.) | PB | 7.116 | 9,6 |

TIPO: PER (Permanente), SEM (Semipermanente) y COM (Complementaria)

REDE: VAC (Vía alta capacidade), PB (Primaria básica), PC (Primaria complementaria) y S (Secundaria)

Estación: **LU-861(1)**Tipo: **PER**

MEMORIA DE AFOROS 2007

Anterior:

Rede/Red: **PB**

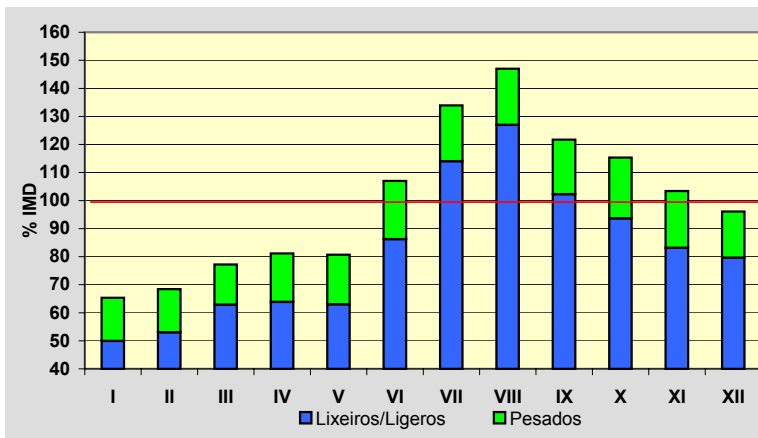
Nome/Nombre:

Vilalba (LU-861)IMD: **4.427** I₃₀: **651**

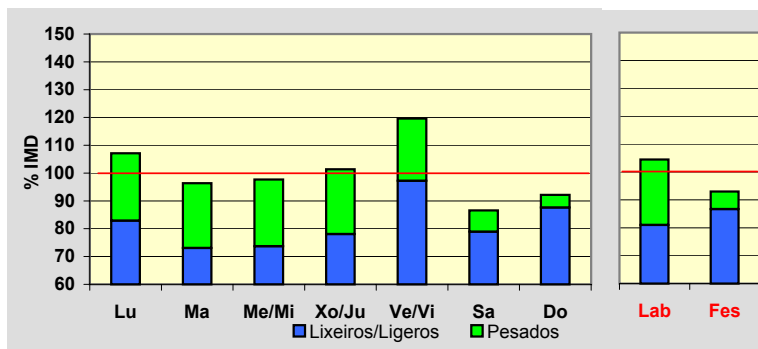
Treito/Tramo:

Vilalba (N-634) - LU-118% Pes.: **18,2** I₁₅₀: **533****Variación Mensual**

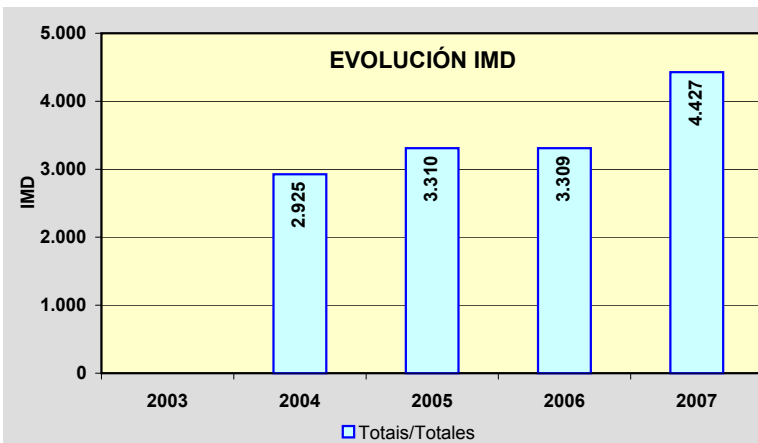
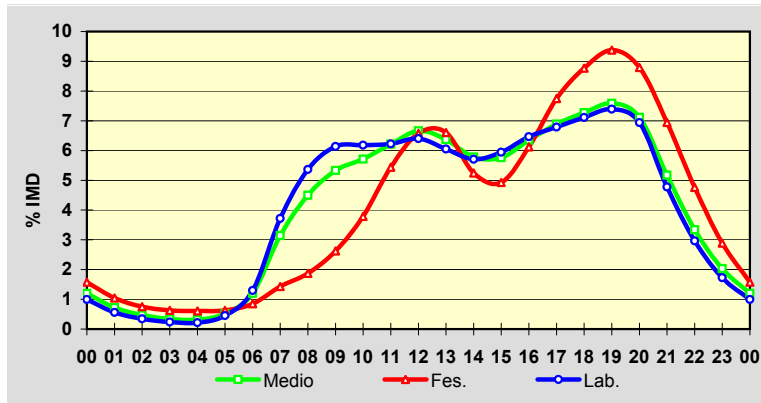
| | I.M.D. | % I.M.D. | % Pes. |
|------|--------|----------|--------|
| I | 2.892 | 65,33 | 23,6 |
| II | 3.028 | 68,40 | 22,5 |
| III | 3.417 | 77,19 | 18,5 |
| IV | 3.591 | 81,12 | 21,3 |
| V | 3.571 | 80,66 | 21,9 |
| VI | 4.737 | 107,00 | 19,4 |
| VII | 5.930 | 133,95 | 14,9 |
| VIII | 6.506 | 146,96 | 13,6 |
| IX | 5.389 | 121,73 | 16,0 |
| X | 5.106 | 115,34 | 18,8 |
| XI | 4.578 | 103,41 | 19,6 |
| XII | 4.255 | 96,11 | 17,2 |

**Semana Media**

| | I.M.D. | % I.M.D. | % Pes. |
|-------|--------|----------|--------|
| Lu | 4.742 | 107,12 | 22,6 |
| Ma | 4.267 | 96,39 | 24,2 |
| Me/Mi | 4.326 | 97,72 | 24,6 |
| Xo/Ju | 4.488 | 101,38 | 23,0 |
| Ve/Vi | 5.295 | 119,61 | 18,7 |
| Sa | 3.832 | 86,56 | 8,8 |
| Do | 4.079 | 92,14 | 4,9 |
| Lab | 4.626 | 104,50 | 22,5 |
| Fes | 4.118 | 93,02 | 6,8 |

**Día Medio**

| | Lab. | Fes. | Medio |
|----|--------------|--------------|--------------|
| 00 | 46 | 65 | 53 |
| 01 | 26 | 43 | 32 |
| 02 | 16 | 31 | 21 |
| 03 | 11 | 26 | 15 |
| 04 | 10 | 25 | 14 |
| 05 | 21 | 26 | 23 |
| 06 | 60 | 35 | 53 |
| 07 | 172 | 59 | 139 |
| 08 | 248 | 77 | 199 |
| 09 | 284 | 108 | 236 |
| 10 | 286 | 156 | 253 |
| 11 | 288 | 224 | 275 |
| 12 | 296 | 271 | 295 |
| 13 | 280 | 272 | 282 |
| 14 | 264 | 216 | 256 |
| 15 | 275 | 203 | 255 |
| 16 | 299 | 252 | 281 |
| 17 | 314 | 319 | 305 |
| 18 | 329 | 361 | 322 |
| 19 | 342 | 386 | 336 |
| 20 | 321 | 362 | 315 |
| 21 | 221 | 286 | 229 |
| 22 | 137 | 196 | 148 |
| 23 | 80 | 119 | 90 |
| | 4.626 | 4.118 | 4.427 |



Estación: **LU-861(16)**Tipo: **COM**

MEMORIA DE AFOROS 2007

Anterior: **C-641(37)**Rede/Red: **PB**

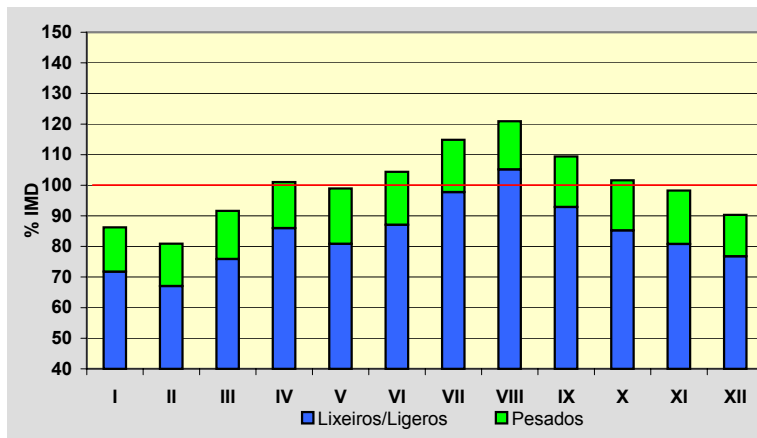
Nome/Nombre:

San MartiñoIMD: **5.852** I₃₀: **674**

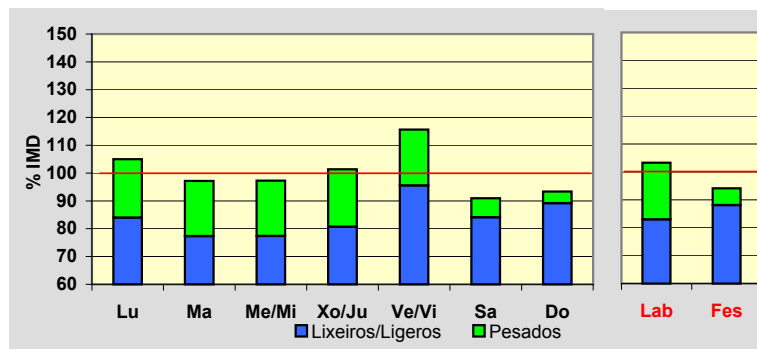
Treito/Tramo:

LU-118 - Cabreiros (LU-540)% Pes.: **15,9** I₁₅₀: **580****Variación Mensual**

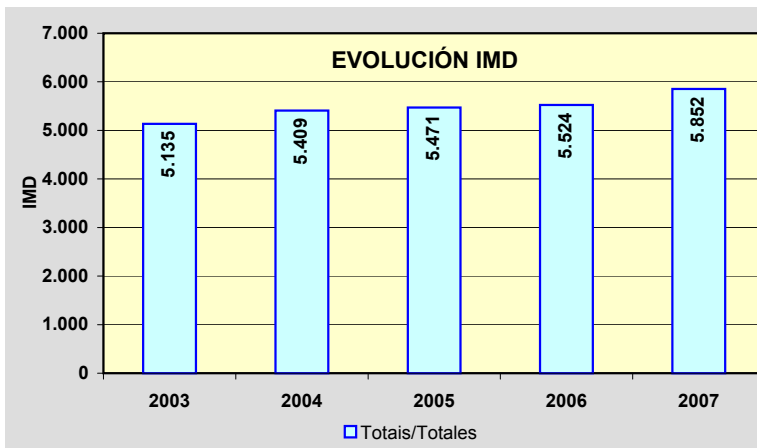
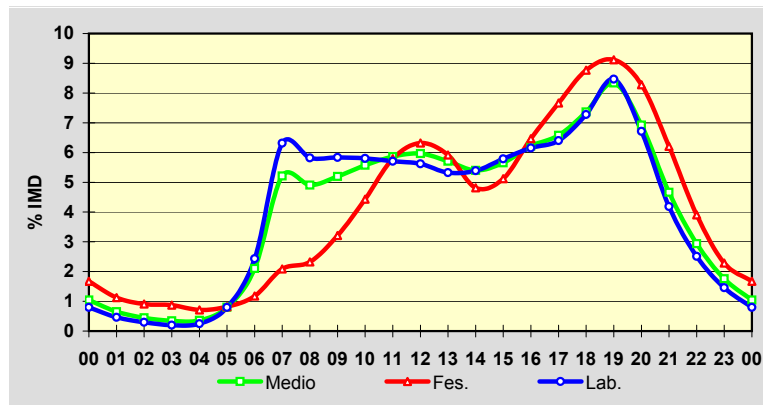
| | I.M.D. | % I.M.D. | % Pes. |
|------|--------|----------|--------|
| I | 5.047 | 86,24 | 16,8 |
| II | 4.734 | 80,90 | 17,1 |
| III | 5.363 | 91,64 | 17,2 |
| IV | 5.912 | 101,03 | 14,9 |
| V | 5.791 | 98,96 | 18,3 |
| VI | 6.110 | 104,41 | 16,6 |
| VII | 6.721 | 114,85 | 14,9 |
| VIII | 7.075 | 120,90 | 13,0 |
| IX | 6.403 | 109,42 | 15,1 |
| X | 5.947 | 101,62 | 16,1 |
| XI | 5.752 | 98,29 | 17,8 |
| XII | 5.285 | 90,31 | 15,0 |

**Semana Media**

| | I.M.D. | % I.M.D. | % Pes. |
|-------|--------|----------|--------|
| Lu | 6.146 | 105,02 | 20,0 |
| Ma | 5.686 | 97,16 | 20,4 |
| Me/Mi | 5.695 | 97,32 | 20,5 |
| Xo/Ju | 5.932 | 101,37 | 20,4 |
| Ve/Vi | 6.769 | 115,67 | 17,4 |
| Sa | 5.323 | 90,96 | 7,5 |
| Do | 5.463 | 93,35 | 4,5 |
| Lab | 6.047 | 103,33 | 19,7 |
| Fes | 5.507 | 94,10 | 6,4 |

**Día Medio**

| | Lab. | Fes. | Medio |
|----|--------------|--------------|--------------|
| 00 | 48 | 92 | 61 |
| 01 | 28 | 62 | 38 |
| 02 | 18 | 50 | 26 |
| 03 | 12 | 48 | 20 |
| 04 | 15 | 39 | 21 |
| 05 | 48 | 45 | 47 |
| 06 | 147 | 65 | 123 |
| 07 | 382 | 115 | 305 |
| 08 | 352 | 128 | 287 |
| 09 | 353 | 177 | 304 |
| 10 | 351 | 244 | 326 |
| 11 | 345 | 319 | 343 |
| 12 | 340 | 348 | 349 |
| 13 | 322 | 326 | 334 |
| 14 | 326 | 265 | 316 |
| 15 | 350 | 282 | 331 |
| 16 | 372 | 356 | 364 |
| 17 | 387 | 422 | 385 |
| 18 | 440 | 483 | 431 |
| 19 | 512 | 502 | 488 |
| 20 | 406 | 456 | 405 |
| 21 | 253 | 342 | 273 |
| 22 | 152 | 215 | 172 |
| 23 | 88 | 126 | 103 |
| | 6.047 | 5.507 | 5.852 |



Estación: **LU-862(81)**Tipo: **COM****MEMORIA DE AFOROS 2007**Anterior: **C-642(72)**Rede/Red: **PB**

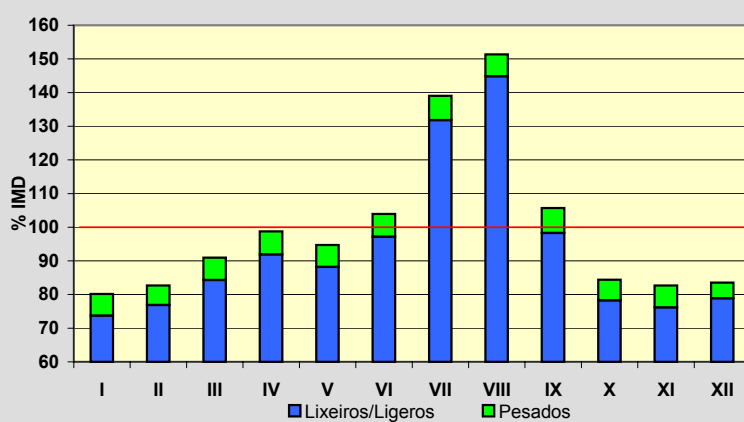
Nome/Nombre:

Viveiro OesteIMD: **5.012** I₃₀: **685**

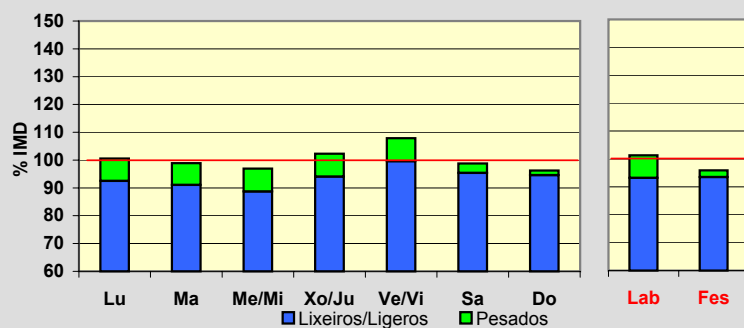
Treito/Tramo:

Límite de Provincia - Viveiro% Pes.: **6,4** I₁₅₀: **576****Variación Mensual**

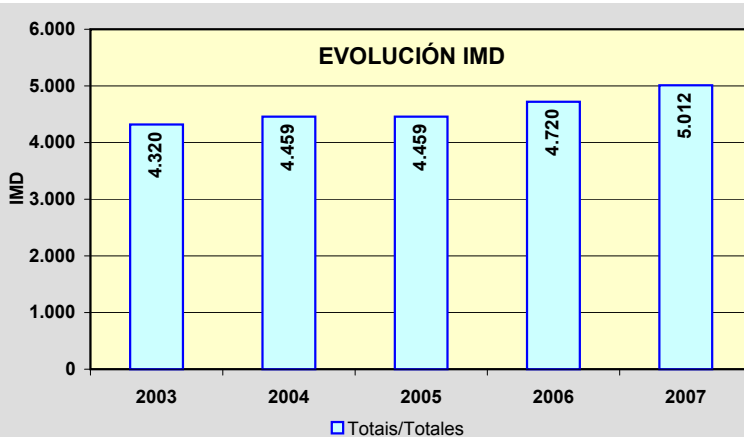
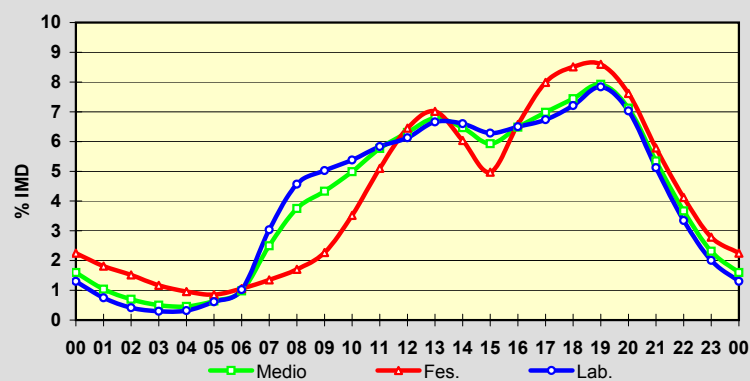
| | I.M.D. | % I.M.D. | % Pes. |
|------|--------|----------|--------|
| I | 4.018 | 80,17 | 8,0 |
| II | 4.144 | 82,68 | 7,0 |
| III | 4.558 | 90,94 | 7,3 |
| IV | 4.949 | 98,74 | 6,9 |
| V | 4.747 | 94,71 | 6,9 |
| VI | 5.210 | 103,95 | 6,5 |
| VII | 6.969 | 139,05 | 5,2 |
| VIII | 7.585 | 151,34 | 4,3 |
| IX | 5.297 | 105,69 | 7,0 |
| X | 4.231 | 84,42 | 7,3 |
| XI | 4.145 | 82,70 | 7,9 |
| XII | 4.188 | 83,56 | 5,6 |

**Semana Media**

| | I.M.D. | % I.M.D. | % Pes. |
|-------|--------|----------|--------|
| Lu | 5.040 | 100,56 | 8,0 |
| Ma | 4.957 | 98,90 | 7,9 |
| Me/Mi | 4.860 | 96,97 | 8,5 |
| Xo/Ju | 5.126 | 102,27 | 8,0 |
| Ve/Vi | 5.408 | 107,90 | 7,7 |
| Sa | 4.950 | 98,76 | 3,4 |
| Do | 4.824 | 96,25 | 1,7 |
| Lab | 5.077 | 101,30 | 8,0 |
| Fes | 4.806 | 95,89 | 2,5 |

**Día Medio**

| | Lab. | Fes. | Medio |
|----|--------------|--------------|--------------|
| 00 | 66 | 108 | 80 |
| 01 | 38 | 87 | 52 |
| 02 | 21 | 73 | 35 |
| 03 | 15 | 56 | 25 |
| 04 | 16 | 46 | 23 |
| 05 | 31 | 41 | 32 |
| 06 | 52 | 51 | 49 |
| 07 | 154 | 65 | 125 |
| 08 | 232 | 82 | 188 |
| 09 | 255 | 109 | 217 |
| 10 | 273 | 169 | 250 |
| 11 | 296 | 245 | 289 |
| 12 | 311 | 310 | 316 |
| 13 | 338 | 337 | 340 |
| 14 | 335 | 290 | 324 |
| 15 | 319 | 239 | 297 |
| 16 | 330 | 316 | 325 |
| 17 | 342 | 384 | 350 |
| 18 | 366 | 409 | 373 |
| 19 | 398 | 413 | 397 |
| 20 | 357 | 366 | 357 |
| 21 | 260 | 278 | 268 |
| 22 | 170 | 198 | 184 |
| 23 | 102 | 134 | 116 |
| | 5.077 | 4.806 | 5.012 |



Estación: **LU-862(90)**Tipo: **COM****MEMORIA DE AFOROS 2007**Anterior: **C-642(90)**Rede/Red: **PB**

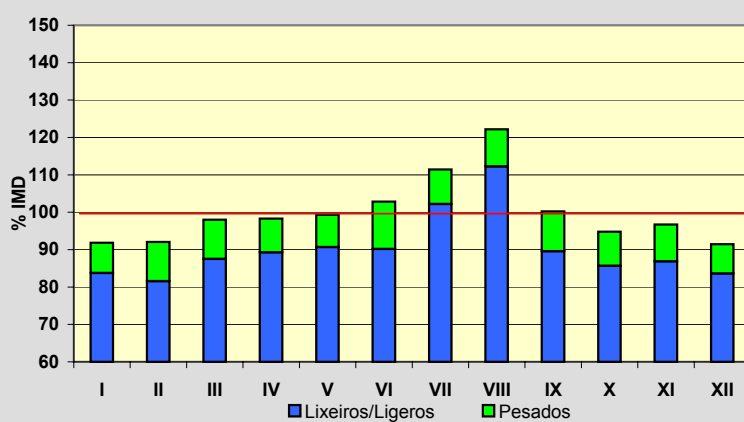
Nome/Nombre:

Viveiro LesteIMD: **7.116** I₃₀: **694**

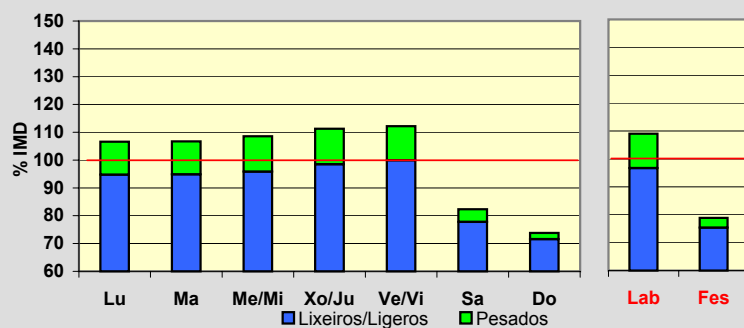
Treito/Tramo:

Viveiro - Xove (Estda. Dep.)% Pes.: **9,6** I₁₅₀: **619****Variación Mensual**

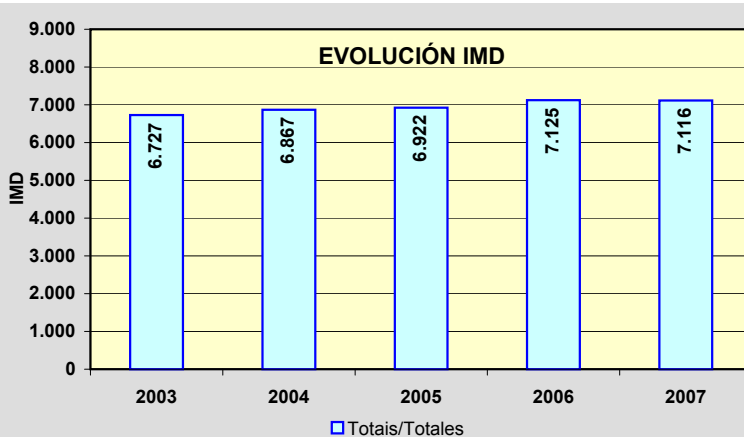
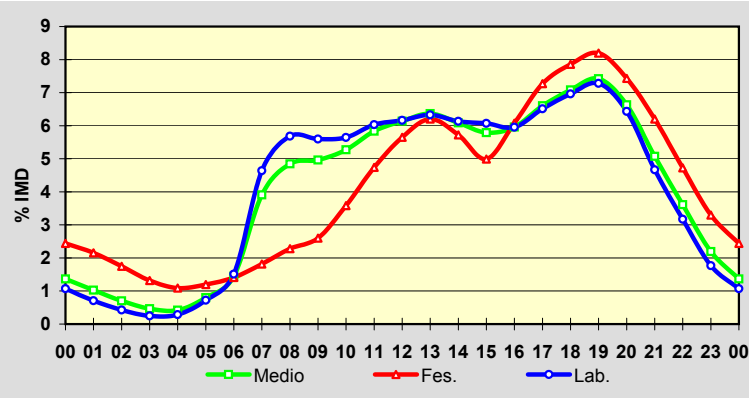
| | I.M.D. | % I.M.D. | % Pes. |
|------|--------|----------|--------|
| I | 6.535 | 91,84 | 8,8 |
| II | 6.552 | 92,07 | 11,4 |
| III | 6.975 | 98,02 | 10,7 |
| IV | 6.995 | 98,30 | 9,2 |
| V | 7.067 | 99,31 | 8,7 |
| VI | 7.317 | 102,82 | 12,3 |
| VII | 7.929 | 111,42 | 8,3 |
| VIII | 8.693 | 122,16 | 8,1 |
| IX | 7.131 | 100,21 | 10,6 |
| X | 6.744 | 94,77 | 9,6 |
| XI | 6.884 | 96,74 | 10,2 |
| XII | 6.509 | 91,47 | 8,6 |

**Semana Media**

| | I.M.D. | % I.M.D. | % Pes. |
|-------|--------|----------|--------|
| Lu | 7.586 | 106,60 | 11,1 |
| Ma | 7.594 | 106,72 | 11,1 |
| Me/Mi | 7.725 | 108,56 | 11,7 |
| Xo/Ju | 7.919 | 111,28 | 11,5 |
| Ve/Vi | 7.982 | 112,17 | 10,9 |
| Sa | 5.859 | 82,34 | 5,5 |
| Do | 5.252 | 73,81 | 3,0 |
| Lab | 7.758 | 109,02 | 11,3 |
| Fes | 5.611 | 78,85 | 4,4 |

**Día Medio**

| | Lab. | Fes. | Medio |
|----|--------------|--------------|--------------|
| 00 | 83 | 137 | 97 |
| 01 | 55 | 121 | 73 |
| 02 | 33 | 98 | 50 |
| 03 | 19 | 74 | 33 |
| 04 | 22 | 61 | 30 |
| 05 | 56 | 67 | 57 |
| 06 | 117 | 79 | 103 |
| 07 | 360 | 102 | 278 |
| 08 | 441 | 128 | 345 |
| 09 | 434 | 146 | 353 |
| 10 | 438 | 201 | 375 |
| 11 | 468 | 266 | 415 |
| 12 | 478 | 317 | 437 |
| 13 | 491 | 348 | 453 |
| 14 | 476 | 321 | 433 |
| 15 | 471 | 280 | 412 |
| 16 | 462 | 341 | 424 |
| 17 | 505 | 408 | 470 |
| 18 | 540 | 441 | 504 |
| 19 | 565 | 460 | 528 |
| 20 | 499 | 417 | 472 |
| 21 | 362 | 348 | 361 |
| 22 | 246 | 265 | 257 |
| 23 | 137 | 185 | 156 |
| | 7.758 | 5.611 | 7.116 |



PROVINCIA DE OURENSE

2007

| Código Estación | Tipo | Cuadríc. | | Nome / Nombre | Treito / Tramo | Rede Red | IMD | %Pes |
|--------------------|------|----------|---|-------------------------|---|-------------|-------|------|
| | | X | Y | | | | | |
| OU-101(3) | Com | 13 | G | Santa Mariña | Os Viros (OU-510) - P.I. (OU-537) | PC | 3.290 | 5,0 |
| OU-103(1) | Com | 15 | F | Maceda (OU-103) | Maceda - Os Milagres do Medo | S | 1.855 | 4,0 |
| OU-105(4) | Com | 13 | G | A Ponte Noalla (OU-105) | Estda. Dep. - A Ponte Noalla (N-525) | S | 8.745 | 14,3 |
| OU-113(37) | Com | 15 | E | Borrán | Albergueira (OU-111) - Vilar de Barrio | S | 148 | 10,2 |
| OU-122(0) | Com | 21 | H | Carballeda | Sobradelo - Límite Provincia | PC | 1.060 | 22,1 |
| OU-300(9) | Com | 13 | E | Santa Baia | Corbillón (Estda. Dep.) - Celanova (OU-531) | S | 375 | 8,2 |
| OU-301(3) | Per | 14 | D | As Lamas | Xinzo de Limia (N-525) - Ganade (Estda. Dep.) | S | 1.482 | 5,5 |
| OU-304(3) | Com | 14 | D | Baltar | Damil - Baltar | S | 1.764 | 9,8 |
| OU-402(3) | Com | 12 | G | Ourense (OU-402) | Ourense - Enl. A-52 | S | 1.671 | 6,1 |
| OU-411(0) | Com | 12 | D | Bande Oeste | Bande - Bangueses | S | 326 | 5,7 |
| OU-504(23) | Com | 12 | I | Fondo de Cea | OU-206 - Enl. N-525 | PB | 4.876 | 13,0 |
| OU-504(27) | Per | 12 | I | Cea | Enl. N-525 - Cea | PB | 1.148 | 7,7 |
| OU-531(4) | Com | 14 | D | Vilar de Santos | Xinzo de Limia - OU-300 | PB | 2.520 | 12,2 |
| OU-531(31) | Per | 12 | F | Pambre | Celanova (OU-540) - Cortegada (OU-801) | PB | 1.991 | 4,7 |
| OU-533(11) | Com | 19 | E | Pradocabalos | A Gudiña - Viana de Bolo | PB | 1.195 | 14,5 |
| OU-533(37) | Com | 19 | G | Santa Cruz | Viana de Bolo - Freixido (OU-636) | PB | 1.557 | 8,9 |
| OU-536(14) | Com | 14 | G | Esgos | A Derrasa - Alto do Couso (OU-104) | PB | 5.120 | 7,1 |
| OU-536(33) | Com | 16 | G | Vilariño Frio | Alto do Couso (OU-104) - Castro Caldelas (OU-903) | PB | 2.170 | 7,8 |
| OU-537(2) | Per | 13 | G | San Ciprián (OU-537) | A Medorra - A Derrasa (OU-536) | PB | 6.885 | 9,1 |
| OU-540(4) | Com | 13 | G | Loiro | Enl. A-52 - Manchica (Estda. Dep.) | PB | 9.880 | 5,1 |
| OU-540(16) | Com | 12 | F | Manchica | Manchica (Estda. Dep.) - Celanova (OU-531) | PB | 6.883 | 6,3 |
| OU-540(39) | Com | 12 | D | Bande (OU-540) | Celanova (OU-531) - Bande (OU-301) | PB | 2.827 | 7,8 |
| OU-636(18) | Com | 19 | H | Freixido (OU-636) | A Pobra de Tribes - Freixido | PC | 1.027 | 7,3 |
| OU-801(2) | Com | 10 | G | Francelos | Ribadavia - Prexigueiro (OU-190) | PB | 836 | 4,4 |
| OU-801(16) | Per | 10 | F | Cortegada | Cortegada (OU-402) - Pte. Barxas (OU-411) | PB | 1.246 | 6,7 |

TIPO: PER (Permanente), SEM (Semipermanente) y COM (Complementaria)

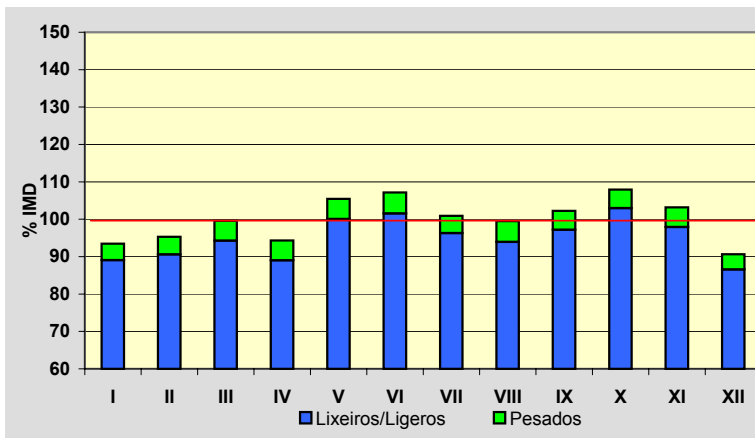
REDE: VAC (Via alta capacidade), PB (Primaria básica), PC (Primaria complementaria) y S (Secundaria)

Estación: **OU-101(3)**Tipo: **COM**

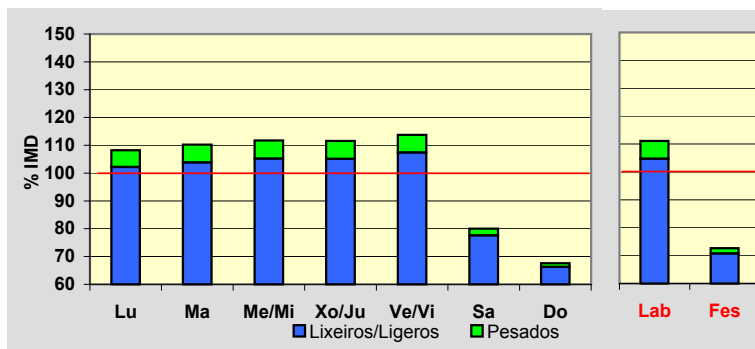
MEMORIA DE AFOROS 2007

Anterior: **OU-101(4)**Rede/Red: **PC**Nome/Nombre: **Santa Mariña**IMD: **3.290** I₃₀: **341**Treito/Tramo: **Os Viros (OU-510) - P.I. (OU-537)**% Pes.: **5,0** I₁₅₀: **319****Variación Mensual**

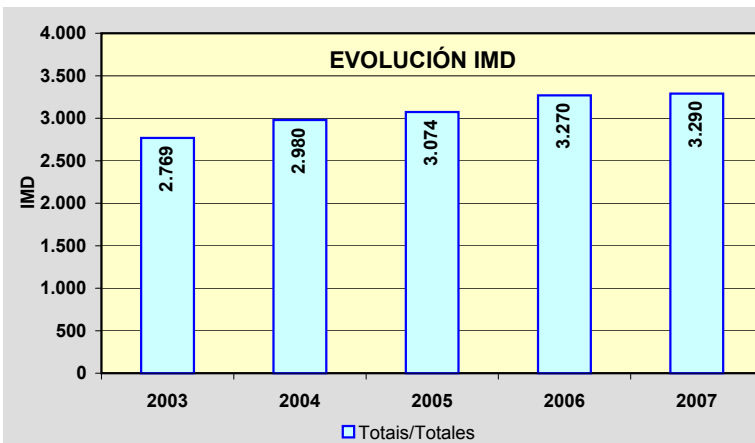
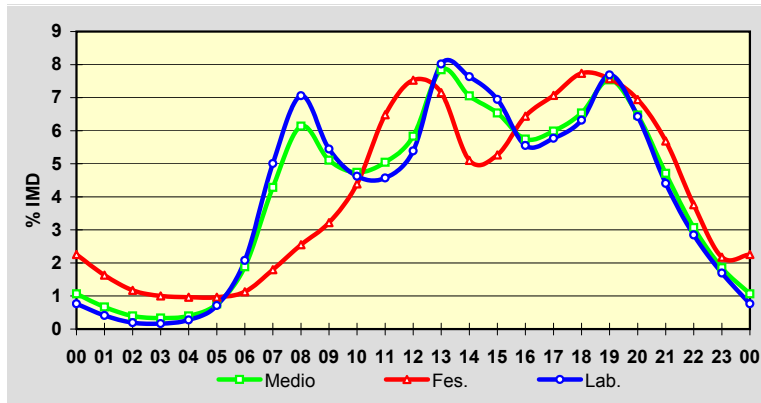
| | I.M.D. | % I.M.D. | % Pes. |
|------|--------|----------|--------|
| I | 3.075 | 93,47 | 4,7 |
| II | 3.135 | 95,29 | 4,9 |
| III | 3.276 | 99,57 | 5,3 |
| IV | 3.103 | 94,32 | 5,6 |
| V | 3.469 | 105,44 | 5,1 |
| VI | 3.525 | 107,14 | 5,2 |
| VII | 3.320 | 100,91 | 4,6 |
| VIII | 3.274 | 99,51 | 5,6 |
| IX | 3.363 | 102,22 | 4,9 |
| X | 3.551 | 107,93 | 4,6 |
| XI | 3.395 | 103,19 | 5,1 |
| XII | 2.982 | 90,64 | 4,5 |

**Semana Media**

| | I.M.D. | % I.M.D. | % Pes. |
|-------|--------|----------|--------|
| Lu | 3.561 | 108,24 | 5,6 |
| Ma | 3.626 | 110,21 | 5,8 |
| Me/Mi | 3.676 | 111,73 | 5,8 |
| Xo/Ju | 3.671 | 111,58 | 5,8 |
| Ve/VI | 3.743 | 113,77 | 5,6 |
| Sa | 2.632 | 80,00 | 3,0 |
| Do | 2.223 | 67,57 | 1,9 |
| Lab | 3.655 | 111,09 | 5,7 |
| Fes | 2.391 | 72,67 | 2,6 |

**Día Medio**

| | Lab. | Fes. | Medio |
|----|--------------|--------------|--------------|
| 00 | 28 | 54 | 35 |
| 01 | 15 | 39 | 22 |
| 02 | 7 | 28 | 13 |
| 03 | 6 | 24 | 11 |
| 04 | 10 | 23 | 13 |
| 05 | 26 | 23 | 25 |
| 06 | 76 | 27 | 62 |
| 07 | 183 | 43 | 141 |
| 08 | 258 | 61 | 202 |
| 09 | 199 | 77 | 168 |
| 10 | 169 | 105 | 156 |
| 11 | 167 | 155 | 166 |
| 12 | 197 | 180 | 192 |
| 13 | 293 | 171 | 258 |
| 14 | 279 | 122 | 232 |
| 15 | 254 | 126 | 215 |
| 16 | 203 | 154 | 189 |
| 17 | 211 | 169 | 197 |
| 18 | 231 | 185 | 215 |
| 19 | 281 | 181 | 248 |
| 20 | 235 | 166 | 213 |
| 21 | 161 | 136 | 155 |
| 22 | 104 | 90 | 101 |
| 23 | 62 | 52 | 61 |
| | 3.655 | 2.391 | 3.290 |



Estación: **OU-103(1)**Tipo: **COM**

MEMORIA DE AFOROS 2007

Anterior: **OU-103(1)**Rede/Red: **S**

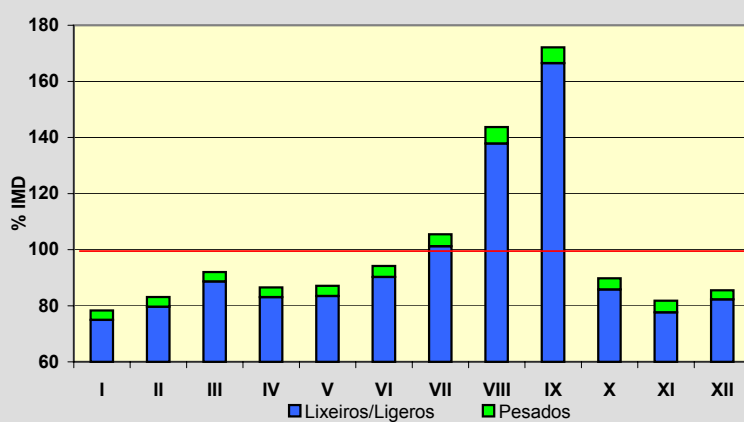
Nome/Nombre:

Maceda (OU-103)IMD: **1.855** I₃₀: **529**

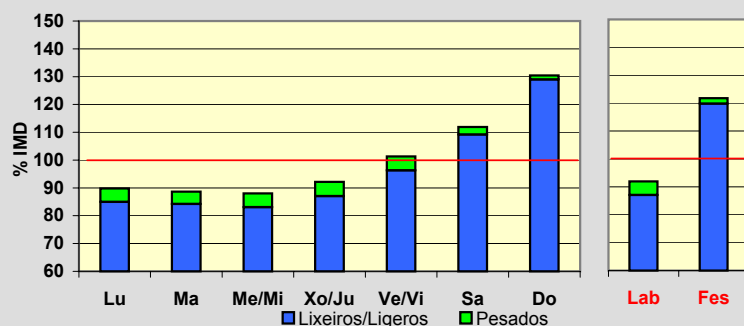
Treito/Tramo:

Maceda - Os Milagres do Medo% Pes.: **4,0** I₁₅₀: **257****Variación Mensual**

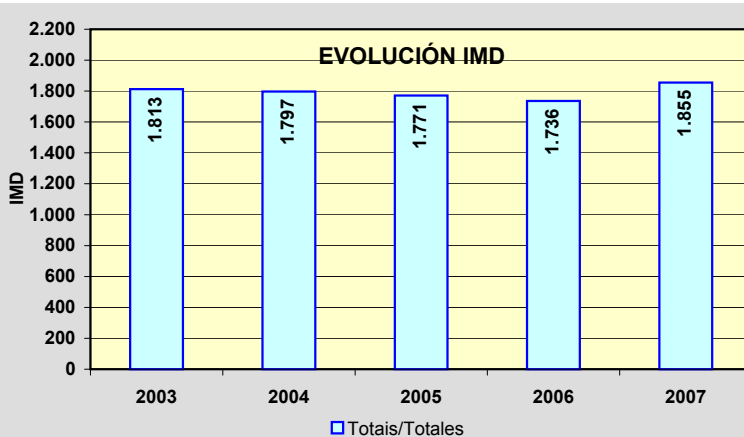
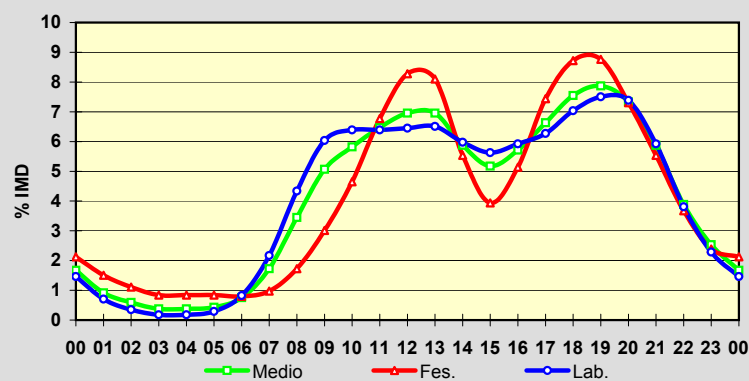
| | I.M.D. | % I.M.D. | % Pes. |
|------|--------|----------|--------|
| I | 1.453 | 78,33 | 4,3 |
| II | 1.542 | 83,13 | 4,2 |
| III | 1.707 | 92,02 | 3,7 |
| IV | 1.605 | 86,52 | 4,0 |
| V | 1.616 | 87,12 | 4,2 |
| VI | 1.747 | 94,18 | 4,2 |
| VII | 1.957 | 105,50 | 4,1 |
| VIII | 2.666 | 143,72 | 4,1 |
| IX | 3.193 | 172,13 | 3,3 |
| X | 1.666 | 89,81 | 4,5 |
| XI | 1.517 | 81,78 | 5,1 |
| XII | 1.586 | 85,50 | 3,8 |

**Semana Media**

| | I.M.D. | % I.M.D. | % Pes. |
|-------|--------|----------|--------|
| Lu | 1.666 | 89,81 | 5,4 |
| Ma | 1.645 | 88,68 | 5,0 |
| Me/Mi | 1.633 | 88,03 | 5,6 |
| Xo/Ju | 1.710 | 92,18 | 5,6 |
| Ve/Vi | 1.879 | 101,29 | 4,9 |
| Sa | 2.076 | 111,91 | 2,4 |
| Do | 2.420 | 130,46 | 1,1 |
| Lab | 1.706 | 91,97 | 5,3 |
| Fes | 2.259 | 121,78 | 1,6 |

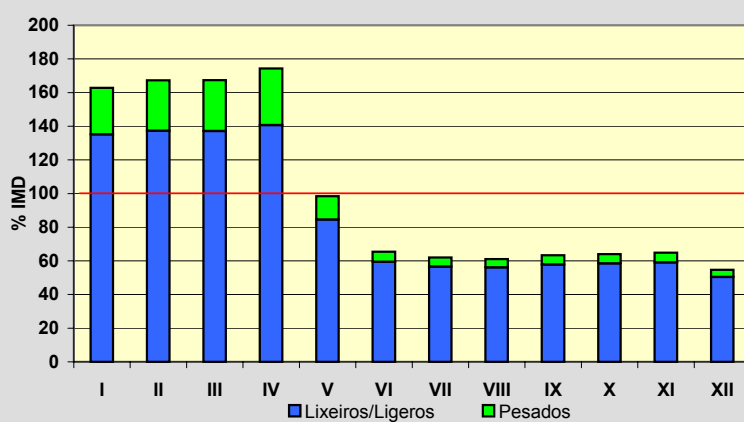
**Día Medio**

| | Lab. | Fes. | Medio |
|----|--------------|--------------|--------------|
| 00 | 25 | 48 | 31 |
| 01 | 12 | 34 | 17 |
| 02 | 6 | 25 | 11 |
| 03 | 3 | 19 | 7 |
| 04 | 3 | 19 | 7 |
| 05 | 5 | 19 | 8 |
| 06 | 14 | 18 | 14 |
| 07 | 37 | 22 | 32 |
| 08 | 74 | 39 | 64 |
| 09 | 103 | 68 | 94 |
| 10 | 109 | 105 | 108 |
| 11 | 109 | 153 | 120 |
| 12 | 110 | 187 | 129 |
| 13 | 111 | 183 | 129 |
| 14 | 102 | 125 | 109 |
| 15 | 96 | 89 | 96 |
| 16 | 101 | 116 | 106 |
| 17 | 107 | 168 | 123 |
| 18 | 120 | 197 | 140 |
| 19 | 128 | 198 | 146 |
| 20 | 126 | 165 | 136 |
| 21 | 101 | 125 | 109 |
| 22 | 65 | 83 | 72 |
| 23 | 39 | 54 | 47 |
| | 1.706 | 2.259 | 1.855 |

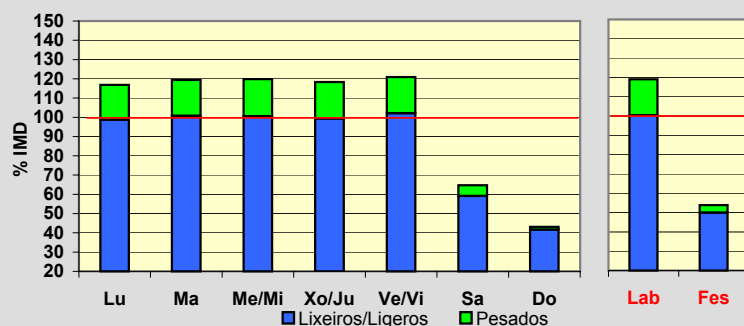


Estación: **OU-105(4)**Tipo: **COM****MEMORIA DE AFOROS 2007**Anterior: **OU-105(547)**Rede/Red: **S**Nome/Nombre: **A Ponte Noalla (OU-105)**IMD: **8.745** I₃₀: **1.353**Treito/Tramo: **Estda. Dep. - A Ponte Noalla (N-525)**% Pes.: **14,3** I₁₅₀: **1.271****Variación Mensual**

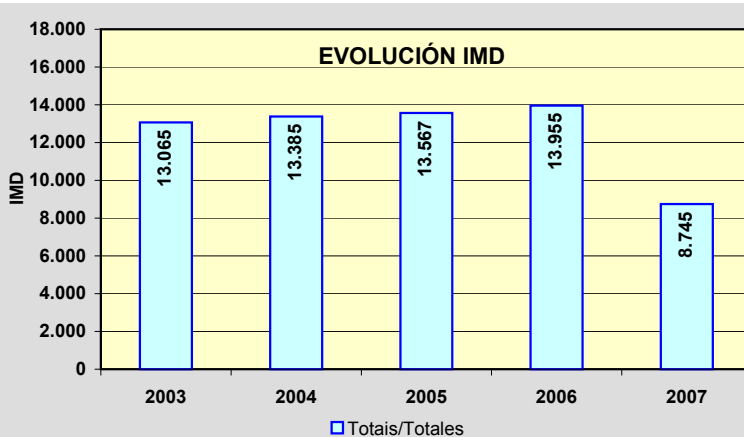
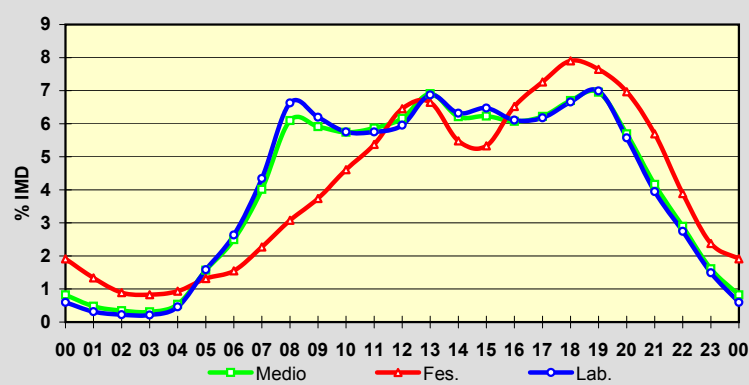
| | I.M.D. | % I.M.D. | % Pes. |
|------|--------|----------|--------|
| I | 14.236 | 162,79 | 17,0 |
| II | 14.631 | 167,31 | 17,9 |
| III | 14.641 | 167,42 | 18,1 |
| IV | 15.247 | 174,35 | 19,3 |
| V | 8.609 | 98,44 | 14,1 |
| VI | 5.721 | 65,42 | 9,2 |
| VII | 5.421 | 61,99 | 8,7 |
| VIII | 5.336 | 61,02 | 8,1 |
| IX | 5.536 | 63,30 | 8,6 |
| X | 5.593 | 63,96 | 8,5 |
| XI | 5.670 | 64,84 | 8,9 |
| XII | 4.778 | 54,64 | 7,8 |

**Semana Media**

| | I.M.D. | % I.M.D. | % Pes. |
|-------|--------|----------|--------|
| Lu | 10.214 | 116,80 | 15,5 |
| Ma | 10.443 | 119,42 | 15,6 |
| Me/Mi | 10.481 | 119,85 | 16,1 |
| Xo/Ju | 10.350 | 118,35 | 16,0 |
| Ve/Vi | 10.573 | 120,90 | 15,5 |
| Sa | 5.662 | 64,75 | 8,6 |
| Do | 3.772 | 43,13 | 3,4 |
| Lab | 10.411 | 119,05 | 15,7 |
| Fes | 4.709 | 53,85 | 7,2 |

**Día Medio**

| | Lab. | Fes. | Medio |
|----|---------------|--------------|--------------|
| 00 | 62 | 90 | 72 |
| 01 | 33 | 63 | 42 |
| 02 | 23 | 42 | 30 |
| 03 | 22 | 39 | 27 |
| 04 | 48 | 44 | 47 |
| 05 | 165 | 62 | 137 |
| 06 | 274 | 73 | 218 |
| 07 | 452 | 107 | 351 |
| 08 | 690 | 145 | 533 |
| 09 | 645 | 176 | 517 |
| 10 | 599 | 217 | 502 |
| 11 | 599 | 253 | 513 |
| 12 | 620 | 304 | 539 |
| 13 | 715 | 313 | 604 |
| 14 | 658 | 258 | 543 |
| 15 | 674 | 251 | 545 |
| 16 | 636 | 307 | 531 |
| 17 | 643 | 342 | 544 |
| 18 | 693 | 372 | 586 |
| 19 | 728 | 360 | 608 |
| 20 | 580 | 328 | 498 |
| 21 | 411 | 268 | 364 |
| 22 | 286 | 183 | 253 |
| 23 | 155 | 112 | 141 |
| | 10.411 | 4.709 | 8.745 |

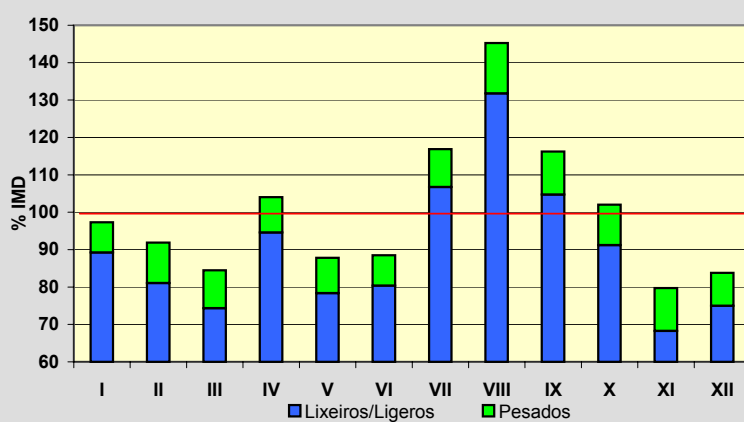


Estación: **OU-113(37)**Tipo: **COM****MEMORIA DE AFOROS 2007**Anterior: **OU-110(18)**Rede/Red: **S**

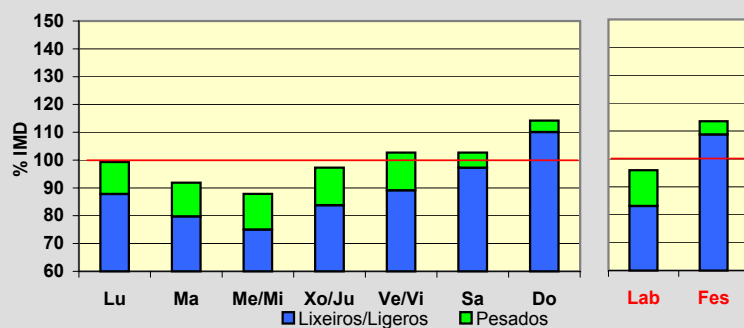
Nome/Nombre:

BorránIMD: **148** I₃₀: **30**Treito/Tramo: **Albergueira (OU-111) - Vilar de Barrio**% Pes.: **10,2** I₁₅₀: **22****Variación Mensual**

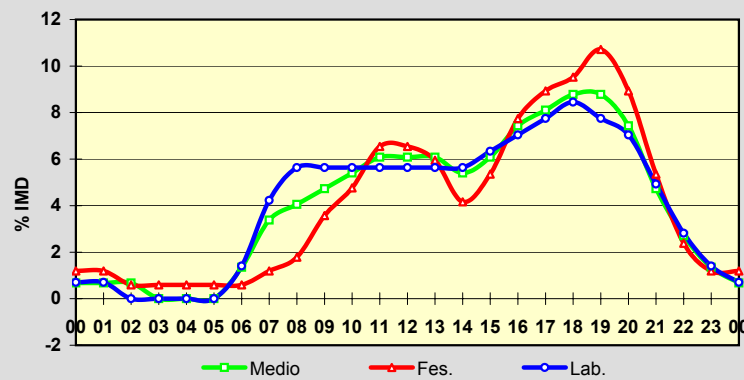
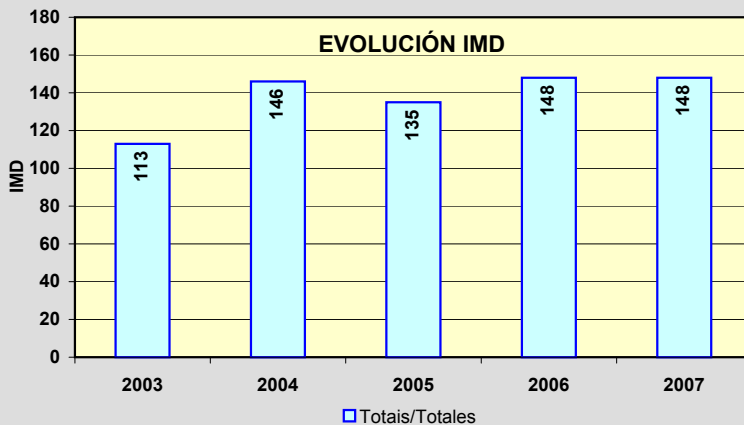
| | I.M.D. | % I.M.D. | % Pes. |
|------|--------|----------|--------|
| I | 144 | 97,30 | 8,3 |
| II | 136 | 91,89 | 11,8 |
| III | 125 | 84,46 | 12,0 |
| IV | 154 | 104,05 | 9,1 |
| V | 130 | 87,84 | 10,8 |
| VI | 131 | 88,51 | 9,2 |
| VII | 173 | 116,89 | 8,7 |
| VIII | 215 | 145,27 | 9,3 |
| IX | 172 | 116,22 | 9,9 |
| X | 151 | 102,03 | 10,6 |
| XI | 118 | 79,73 | 14,4 |
| XII | 124 | 83,78 | 10,5 |

**Semana Media**

| | I.M.D. | % I.M.D. | % Pes. |
|-------|--------|----------|--------|
| Lu | 147 | 99,32 | 11,6 |
| Ma | 136 | 91,89 | 13,2 |
| Me/Mi | 130 | 87,84 | 14,6 |
| Xo/Ju | 144 | 97,30 | 13,9 |
| Ve/Vi | 152 | 102,70 | 13,2 |
| Sa | 152 | 102,70 | 5,3 |
| Do | 169 | 114,19 | 3,6 |
| Lab | 142 | 95,95 | 13,4 |
| Fes | 168 | 113,51 | 4,2 |

**Día Medio**

| | Lab. | Fes. | Medio |
|----|------------|------------|------------|
| 00 | 1 | 2 | 1 |
| 01 | 1 | 2 | 1 |
| 02 | 0 | 1 | 1 |
| 03 | 0 | 1 | 0 |
| 04 | 0 | 1 | 0 |
| 05 | 0 | 1 | 0 |
| 06 | 2 | 1 | 2 |
| 07 | 6 | 2 | 5 |
| 08 | 8 | 3 | 6 |
| 09 | 8 | 6 | 7 |
| 10 | 8 | 8 | 8 |
| 11 | 8 | 11 | 9 |
| 12 | 8 | 11 | 9 |
| 13 | 8 | 10 | 9 |
| 14 | 8 | 7 | 8 |
| 15 | 9 | 9 | 9 |
| 16 | 10 | 13 | 11 |
| 17 | 11 | 15 | 12 |
| 18 | 12 | 16 | 13 |
| 19 | 11 | 18 | 13 |
| 20 | 10 | 15 | 11 |
| 21 | 7 | 9 | 7 |
| 22 | 4 | 4 | 4 |
| 23 | 2 | 2 | 2 |
| | 142 | 168 | 148 |

**EVOLUCIÓN IMD**

Estación: **OU-122(0)**Tipo: **COM****MEMORIA DE AFOROS 2007**Anterior: **OU-122(0)**Rede/Red: **PC**

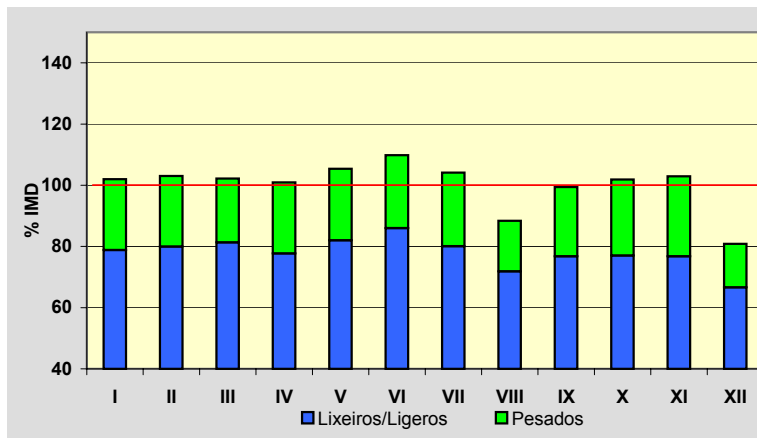
Nome/Nombre:

CarballedaIMD: **1.060** I₃₀: **187**

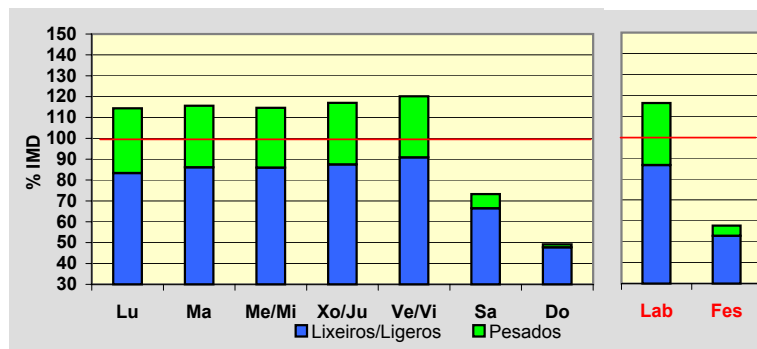
Treito/Tramo:

Sobradelo - Límite Provincia% Pes.: **22,1** I₁₅₀: **168****Variación Mensual**

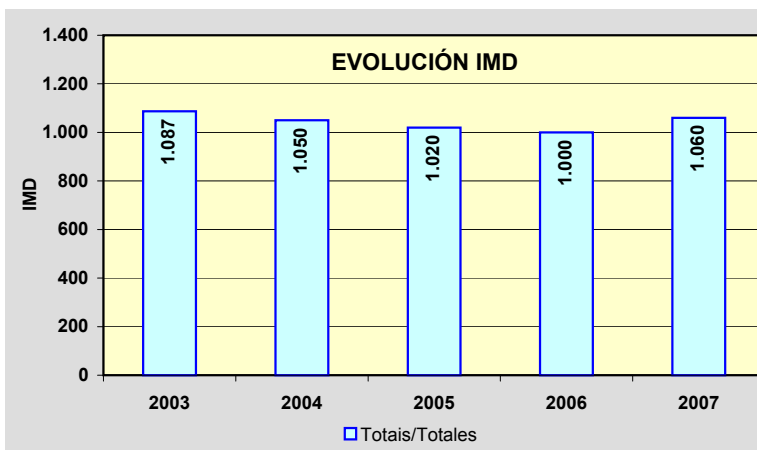
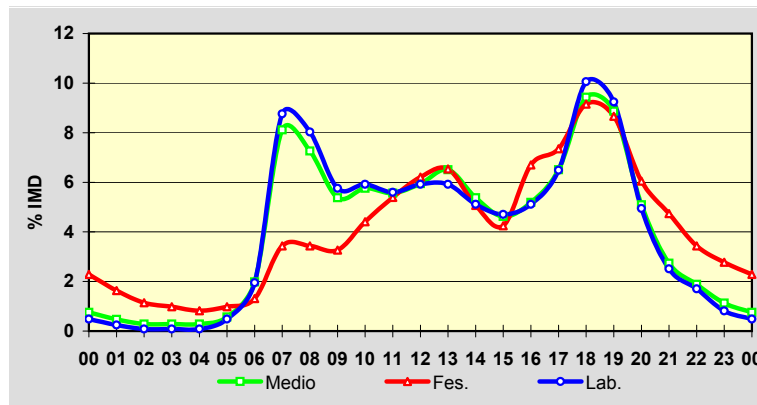
| | I.M.D. | % I.M.D. | % Pes. |
|------|--------|----------|--------|
| I | 1.081 | 101,98 | 22,7 |
| II | 1.092 | 103,02 | 22,4 |
| III | 1.083 | 102,17 | 20,4 |
| IV | 1.070 | 100,94 | 23,0 |
| V | 1.117 | 105,38 | 22,2 |
| VI | 1.164 | 109,81 | 21,7 |
| VII | 1.104 | 104,15 | 23,1 |
| VIII | 937 | 88,40 | 18,7 |
| IX | 1.054 | 99,43 | 22,8 |
| X | 1.080 | 101,89 | 24,4 |
| XI | 1.091 | 102,92 | 25,4 |
| XII | 857 | 80,85 | 17,6 |

**Semana Media**

| | I.M.D. | % I.M.D. | % Pes. |
|-------|--------|----------|--------|
| Lu | 1.213 | 114,43 | 27,2 |
| Ma | 1.226 | 115,66 | 25,6 |
| Me/Mi | 1.215 | 114,62 | 25,0 |
| Xo/Ju | 1.240 | 116,98 | 25,2 |
| Ve/Vi | 1.274 | 120,19 | 24,4 |
| Sa | 777 | 73,30 | 9,4 |
| Do | 521 | 49,15 | 2,9 |
| Lab | 1.233 | 116,32 | 25,5 |
| Fes | 612 | 57,74 | 8,5 |

**Día Medio**

| | Lab. | Fes. | Medio |
|--------------|--------------|------------|--------------|
| 00 | 6 | 14 | 8 |
| 01 | 3 | 10 | 5 |
| 02 | 1 | 7 | 3 |
| 03 | 1 | 6 | 3 |
| 04 | 1 | 5 | 3 |
| 05 | 6 | 6 | 6 |
| 06 | 24 | 8 | 21 |
| 07 | 108 | 21 | 86 |
| 08 | 99 | 21 | 77 |
| 09 | 71 | 20 | 57 |
| 10 | 73 | 27 | 61 |
| 11 | 69 | 33 | 59 |
| 12 | 73 | 38 | 63 |
| 13 | 73 | 40 | 69 |
| 14 | 63 | 31 | 57 |
| 15 | 58 | 26 | 49 |
| 16 | 63 | 41 | 55 |
| 17 | 80 | 45 | 69 |
| 18 | 124 | 56 | 100 |
| 19 | 114 | 53 | 94 |
| 20 | 61 | 37 | 54 |
| 21 | 31 | 29 | 29 |
| 22 | 21 | 21 | 20 |
| 23 | 10 | 17 | 12 |
| Total | 1.233 | 612 | 1.060 |



Estación: **OU-300(9)**Tipo: **COM**

MEMORIA DE AFOROS 2007

Anterior: **OU-300(10)**Rede/Red: **S**

Nome/Nombre:

Santa Baia

IMD:

375I₃₀:**61**

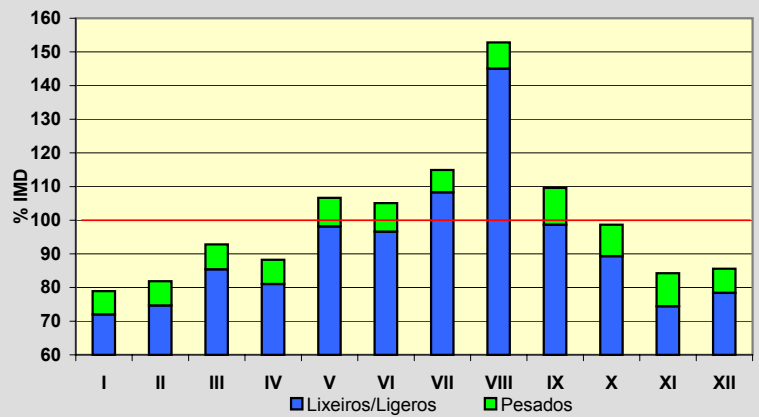
Treito/Tramo:

Corbillón (Estda. Dep.) - Celanova (OU-531)

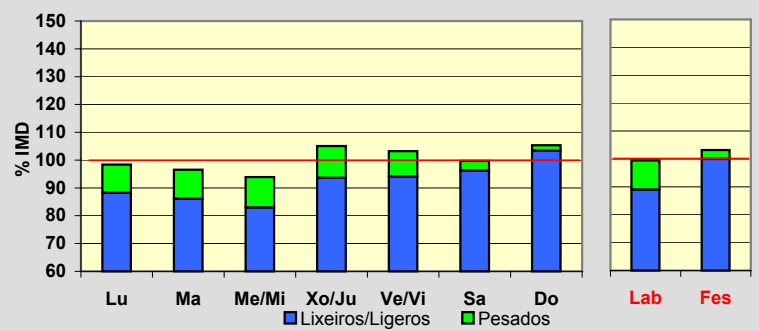
% Pes.:

8,2I₁₅₀:**47****Variación Mensual**

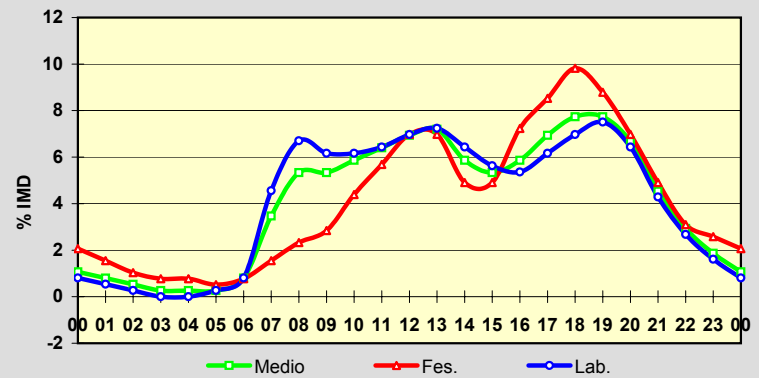
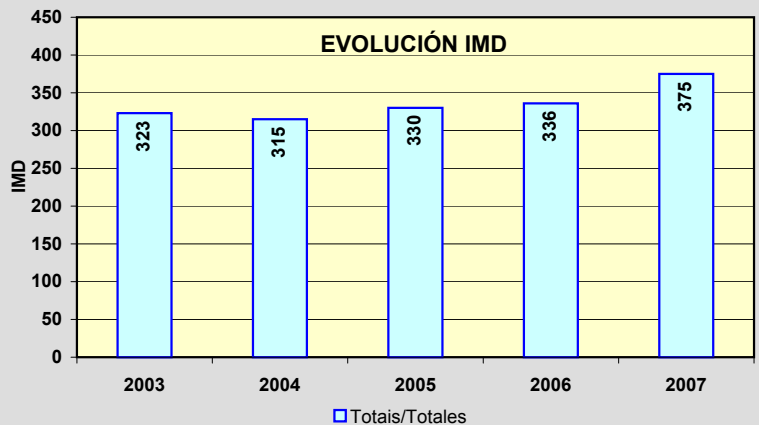
| | I.M.D. | % I.M.D. | % Pes. |
|------|--------|----------|--------|
| I | 296 | 78,93 | 8,8 |
| II | 307 | 81,87 | 8,8 |
| III | 348 | 92,80 | 8,0 |
| IV | 331 | 88,27 | 8,2 |
| V | 400 | 106,67 | 8,0 |
| VI | 394 | 105,07 | 8,1 |
| VII | 431 | 114,93 | 5,8 |
| VIII | 573 | 152,80 | 5,1 |
| IX | 411 | 109,60 | 10,0 |
| X | 370 | 98,67 | 9,5 |
| XI | 316 | 84,27 | 11,7 |
| XII | 321 | 85,60 | 8,4 |

**Semana Media**

| | I.M.D. | % I.M.D. | % Pes. |
|-------|--------|----------|--------|
| Lu | 369 | 98,40 | 10,3 |
| Ma | 362 | 96,53 | 10,8 |
| Me/Mi | 352 | 93,87 | 11,6 |
| Xo/Ju | 394 | 105,07 | 10,9 |
| Ve/Vi | 387 | 103,20 | 8,8 |
| Sa | 374 | 99,73 | 3,5 |
| Do | 395 | 105,33 | 1,8 |
| Lab | 373 | 99,47 | 10,5 |
| Fes | 387 | 103,20 | 3,1 |

**Día Medio**

| | Lab. | Fes. | Medio |
|----|------------|------------|------------|
| 00 | 3 | 8 | 4 |
| 01 | 2 | 6 | 3 |
| 02 | 1 | 4 | 2 |
| 03 | 0 | 3 | 1 |
| 04 | 0 | 3 | 1 |
| 05 | 1 | 2 | 1 |
| 06 | 3 | 3 | 3 |
| 07 | 17 | 6 | 13 |
| 08 | 25 | 9 | 20 |
| 09 | 23 | 11 | 20 |
| 10 | 23 | 17 | 22 |
| 11 | 24 | 22 | 24 |
| 12 | 26 | 27 | 26 |
| 13 | 27 | 27 | 27 |
| 14 | 24 | 19 | 22 |
| 15 | 21 | 19 | 20 |
| 16 | 20 | 28 | 22 |
| 17 | 23 | 33 | 26 |
| 18 | 26 | 38 | 29 |
| 19 | 28 | 34 | 29 |
| 20 | 24 | 27 | 25 |
| 21 | 16 | 19 | 17 |
| 22 | 10 | 12 | 11 |
| 23 | 6 | 10 | 7 |
| | 373 | 387 | 375 |

**EVOLUCIÓN IMD**

Estación: **OU-301(3)**Tipo: **PER****MEMORIA DE AFOROS 2007**Anterior: **OU-301(3)**Rede/Red: **S**

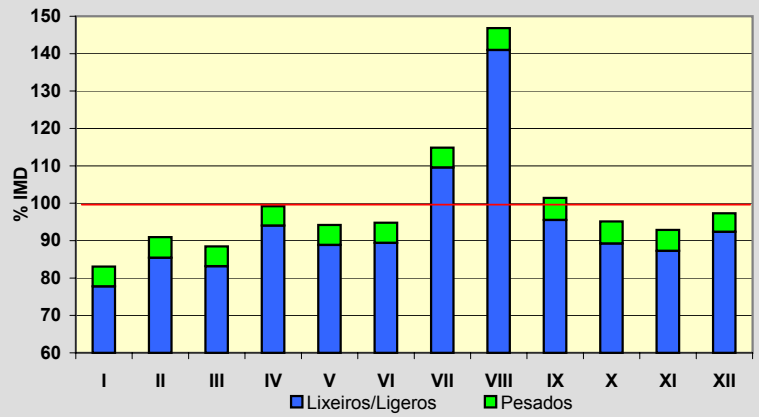
Nome/Nombre:

As LamasIMD: **1.482** I₃₀: **194**

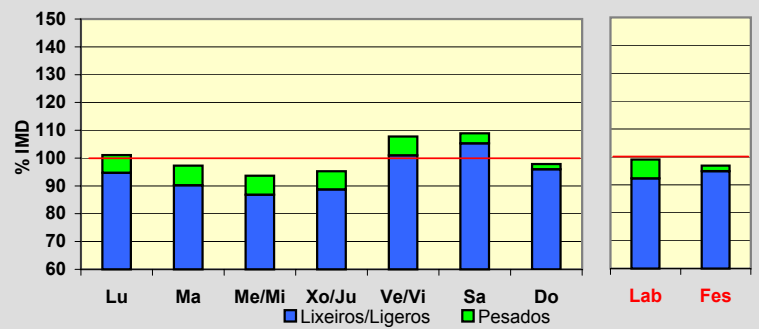
Treito/Tramo:

Xinzo de Limia (N-525) - Ganade (Estda. Dep.)% Pes.: **5,5** I₁₅₀: **155****Variación Mensual**

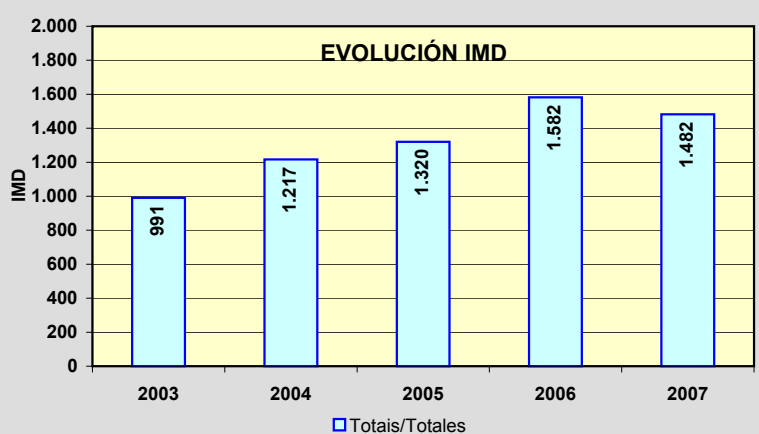
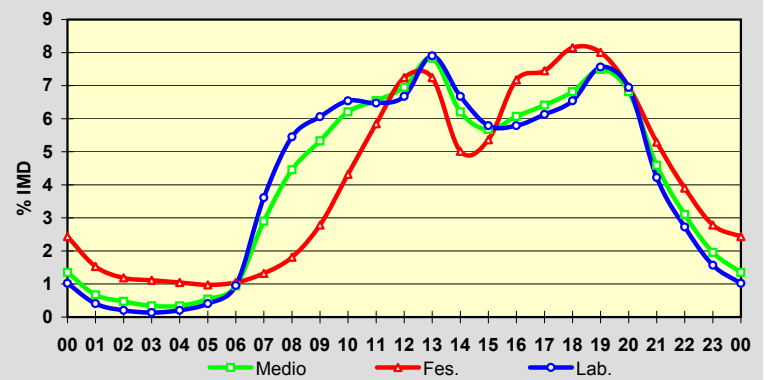
| | I.M.D. | % I.M.D. | % Pes. |
|------|--------|----------|--------|
| I | 1.231 | 83,06 | 6,4 |
| II | 1.348 | 90,96 | 6,1 |
| III | 1.311 | 88,46 | 6,0 |
| IV | 1.470 | 99,19 | 5,2 |
| V | 1.396 | 94,20 | 5,7 |
| VI | 1.405 | 94,80 | 5,7 |
| VII | 1.702 | 114,84 | 4,6 |
| VIII | 2.176 | 146,83 | 4,0 |
| IX | 1.503 | 101,42 | 5,8 |
| X | 1.410 | 95,14 | 6,2 |
| XI | 1.376 | 92,85 | 6,0 |
| XII | 1.442 | 97,30 | 5,1 |

**Semana Media**

| | I.M.D. | % I.M.D. | % Pes. |
|-------|--------|----------|--------|
| Lu | 1.498 | 101,08 | 6,3 |
| Ma | 1.442 | 97,30 | 7,3 |
| Me/Mi | 1.388 | 93,66 | 7,3 |
| Xo/Ju | 1.412 | 95,28 | 6,9 |
| Ve/Vi | 1.597 | 107,76 | 6,3 |
| Sa | 1.614 | 108,91 | 3,3 |
| Do | 1.450 | 97,84 | 1,9 |
| Lab | 1.468 | 99,06 | 6,8 |
| Fes | 1.436 | 96,90 | 2,1 |

**Día Medio**

| | Lab. | Fes. | Medio |
|----|--------------|--------------|--------------|
| 00 | 15 | 35 | 20 |
| 01 | 6 | 22 | 10 |
| 02 | 3 | 17 | 7 |
| 03 | 2 | 16 | 5 |
| 04 | 3 | 15 | 5 |
| 05 | 6 | 14 | 8 |
| 06 | 14 | 15 | 14 |
| 07 | 53 | 19 | 43 |
| 08 | 80 | 26 | 66 |
| 09 | 89 | 40 | 79 |
| 10 | 96 | 62 | 92 |
| 11 | 95 | 84 | 97 |
| 12 | 98 | 104 | 103 |
| 13 | 116 | 104 | 116 |
| 14 | 98 | 72 | 92 |
| 15 | 85 | 77 | 84 |
| 16 | 85 | 103 | 90 |
| 17 | 90 | 107 | 95 |
| 18 | 96 | 117 | 101 |
| 19 | 111 | 115 | 111 |
| 20 | 102 | 100 | 101 |
| 21 | 62 | 76 | 68 |
| 22 | 40 | 56 | 46 |
| 23 | 23 | 40 | 29 |
| | 1.468 | 1.436 | 1.482 |



Estación: **OU-304(3)**Tipo: **COM**

MEMORIA DE AFOROS 2007

Anterior: **OU-304(3)**Rede/Red: **S**

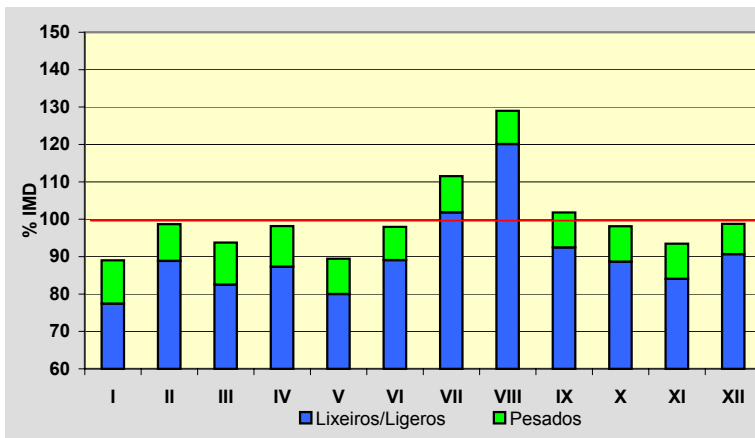
Nome/Nombre:

BaltarIMD: **1.764** I₃₀: **196**

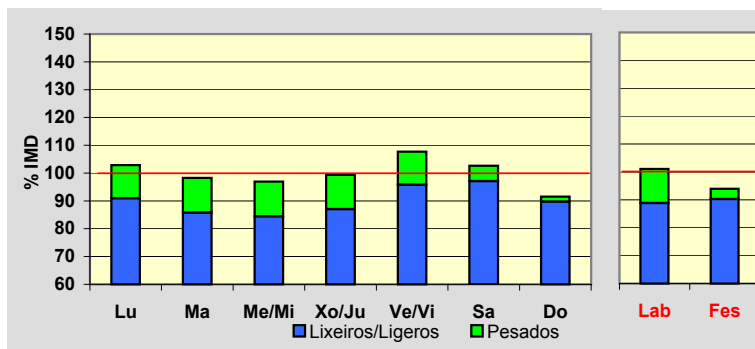
Treito/Tramo:

Damil - Baltar% Pes.: **9,8** I₁₅₀: **167****Variación Mensual**

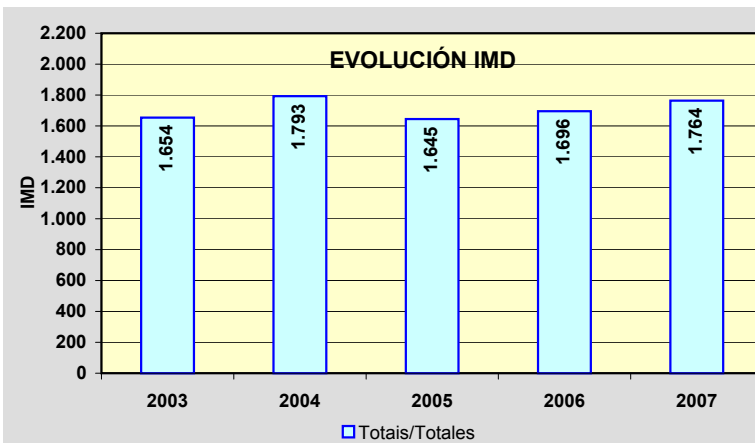
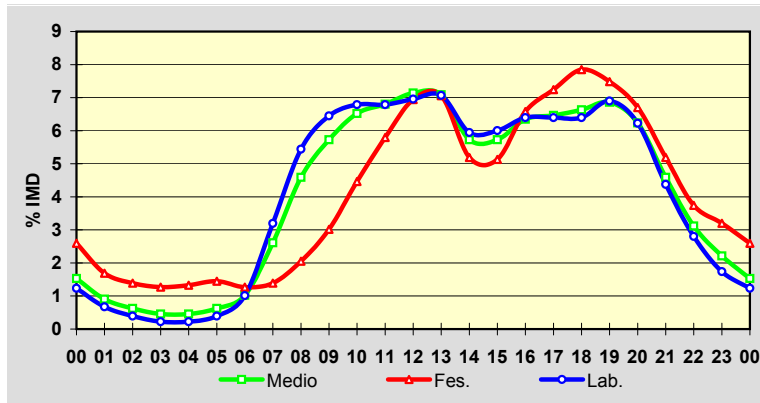
| | I.M.D. | % I.M.D. | % Pes. |
|------|--------|----------|--------|
| I | 1.570 | 89,00 | 13,0 |
| II | 1.741 | 98,70 | 10,0 |
| III | 1.654 | 93,76 | 12,0 |
| IV | 1.732 | 98,19 | 11,1 |
| V | 1.578 | 89,46 | 10,6 |
| VI | 1.728 | 97,96 | 9,1 |
| VII | 1.967 | 111,51 | 8,7 |
| VIII | 2.275 | 128,97 | 6,9 |
| IX | 1.796 | 101,81 | 9,2 |
| X | 1.731 | 98,13 | 9,7 |
| XI | 1.649 | 93,48 | 10,1 |
| XII | 1.742 | 98,75 | 8,2 |

**Semana Media**

| | I.M.D. | % I.M.D. | % Pes. |
|-------|--------|----------|--------|
| Lu | 1.815 | 102,89 | 11,6 |
| Ma | 1.733 | 98,24 | 12,6 |
| Me/Mi | 1.710 | 96,94 | 12,9 |
| Xo/Ju | 1.753 | 99,38 | 12,4 |
| Ve/Vi | 1.900 | 107,71 | 11,0 |
| Sa | 1.811 | 102,66 | 5,4 |
| Do | 1.615 | 91,55 | 2,0 |
| Lab | 1.783 | 101,08 | 12,1 |
| Fes | 1.657 | 93,93 | 3,9 |

**Día Medio**

| | Lab. | Fes. | Medio |
|----|--------------|--------------|--------------|
| 00 | 22 | 43 | 27 |
| 01 | 12 | 28 | 16 |
| 02 | 7 | 23 | 11 |
| 03 | 4 | 21 | 8 |
| 04 | 4 | 22 | 8 |
| 05 | 7 | 24 | 11 |
| 06 | 18 | 21 | 18 |
| 07 | 57 | 23 | 46 |
| 08 | 97 | 34 | 81 |
| 09 | 115 | 50 | 101 |
| 10 | 121 | 74 | 115 |
| 11 | 121 | 96 | 120 |
| 12 | 124 | 115 | 126 |
| 13 | 126 | 117 | 125 |
| 14 | 106 | 86 | 101 |
| 15 | 107 | 85 | 101 |
| 16 | 114 | 109 | 112 |
| 17 | 114 | 120 | 114 |
| 18 | 114 | 130 | 117 |
| 19 | 123 | 124 | 121 |
| 20 | 111 | 111 | 110 |
| 21 | 78 | 86 | 81 |
| 22 | 50 | 62 | 55 |
| 23 | 31 | 53 | 39 |
| | 1.783 | 1.657 | 1.764 |



Estación: **OU-402(3)**Tipo: **COM**

MEMORIA DE AFOROS 2007

Anterior: **OU-402(4)**Rede/Red: **S**

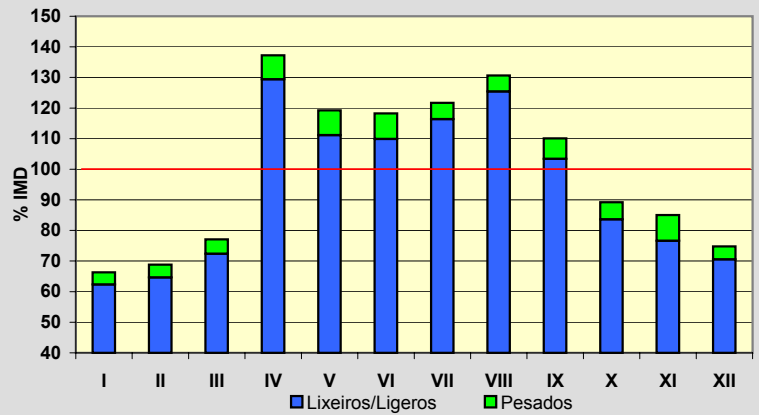
Nome/Nombre:

Ourense (OU-402)IMD: **1.671** I₃₀: **343**

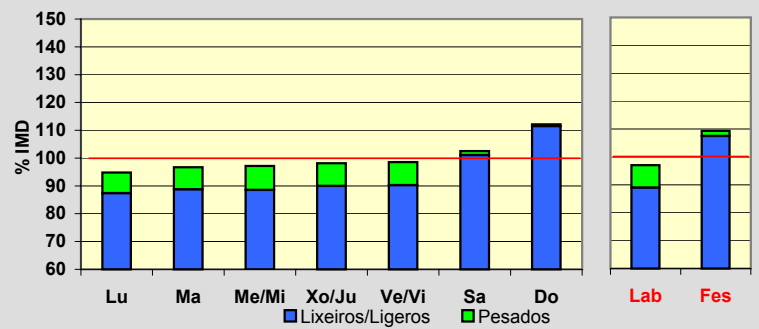
Treito/Tramo:

Ourense - Enl. A-52% Pes.: **6,1** I₁₅₀: **214****Variación Mensual**

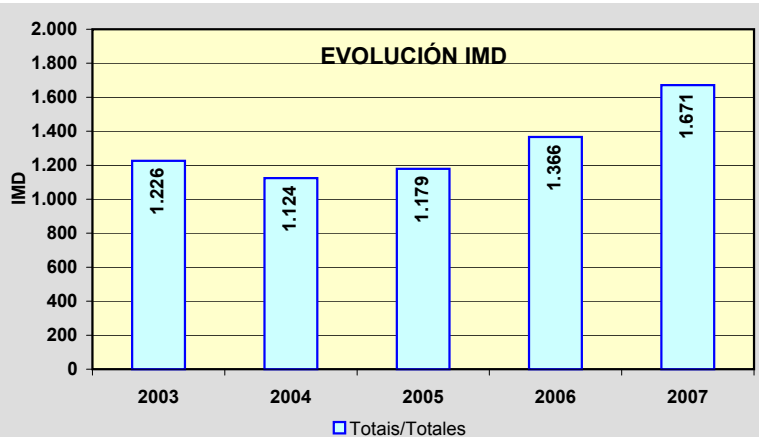
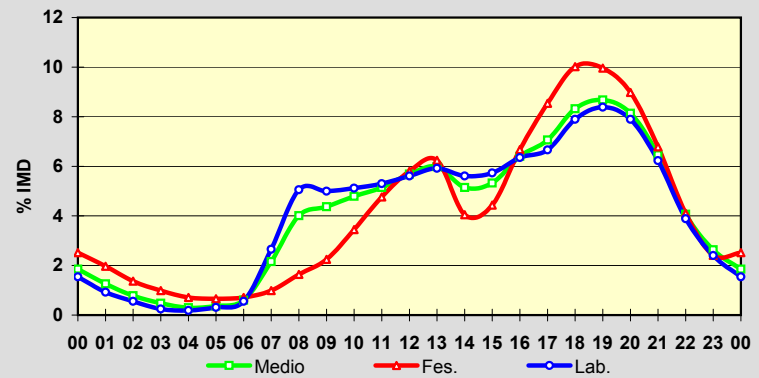
| | I.M.D. | % I.M.D. | % Pes. |
|------|--------|----------|--------|
| I | 1.108 | 66,31 | 6,0 |
| II | 1.150 | 68,82 | 6,1 |
| III | 1.288 | 77,08 | 6,1 |
| IV | 2.293 | 137,22 | 5,7 |
| V | 1.993 | 119,27 | 6,8 |
| VI | 1.976 | 118,25 | 7,1 |
| VII | 2.034 | 121,72 | 4,4 |
| VIII | 2.183 | 130,64 | 4,0 |
| IX | 1.840 | 110,11 | 6,1 |
| X | 1.491 | 89,23 | 6,3 |
| XI | 1.421 | 85,04 | 9,9 |
| XII | 1.250 | 74,81 | 5,7 |

**Semana Media**

| | I.M.D. | % I.M.D. | % Pes. |
|-------|--------|----------|--------|
| Lu | 1.584 | 94,79 | 7,8 |
| Ma | 1.616 | 96,71 | 8,2 |
| Me/Mi | 1.624 | 97,19 | 8,9 |
| Xo/Ju | 1.640 | 98,14 | 8,3 |
| Ve/Vi | 1.647 | 98,56 | 8,4 |
| Sa | 1.713 | 102,51 | 1,4 |
| Do | 1.874 | 112,15 | 0,6 |
| Lab | 1.622 | 97,07 | 8,3 |
| Fes | 1.827 | 109,34 | 1,7 |

**Día Medio**

| | Lab. | Fes. | Medio |
|----|--------------|--------------|--------------|
| 00 | 25 | 46 | 31 |
| 01 | 15 | 36 | 21 |
| 02 | 9 | 25 | 13 |
| 03 | 4 | 18 | 8 |
| 04 | 3 | 13 | 5 |
| 05 | 5 | 12 | 6 |
| 06 | 9 | 13 | 10 |
| 07 | 43 | 18 | 36 |
| 08 | 82 | 30 | 67 |
| 09 | 81 | 41 | 73 |
| 10 | 83 | 63 | 80 |
| 11 | 86 | 87 | 86 |
| 12 | 91 | 106 | 95 |
| 13 | 96 | 114 | 100 |
| 14 | 91 | 74 | 86 |
| 15 | 93 | 81 | 89 |
| 16 | 103 | 122 | 107 |
| 17 | 108 | 156 | 118 |
| 18 | 128 | 183 | 139 |
| 19 | 136 | 182 | 145 |
| 20 | 128 | 164 | 136 |
| 21 | 101 | 124 | 108 |
| 22 | 63 | 75 | 68 |
| 23 | 39 | 44 | 44 |
| | 1.622 | 1.827 | 1.671 |



Estación: **OU-411(0)**Tipo: **COM****MEMORIA DE AFOROS 2007**Anterior: **OU-411(0)**Rede/Red: **S**

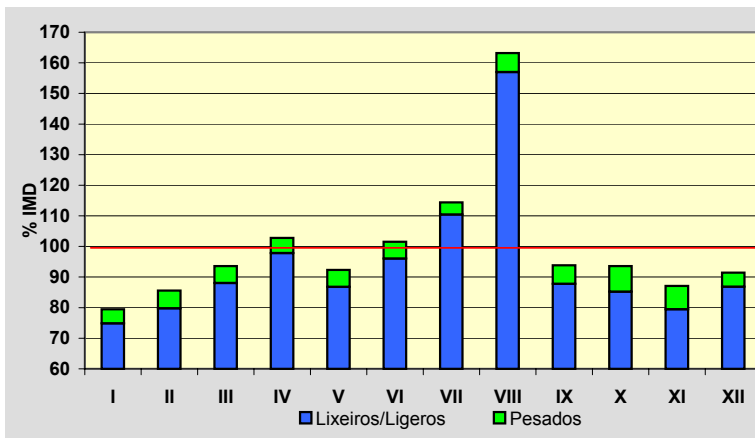
Nome/Nombre:

Bande OesteIMD: **326** I₃₀: **55**

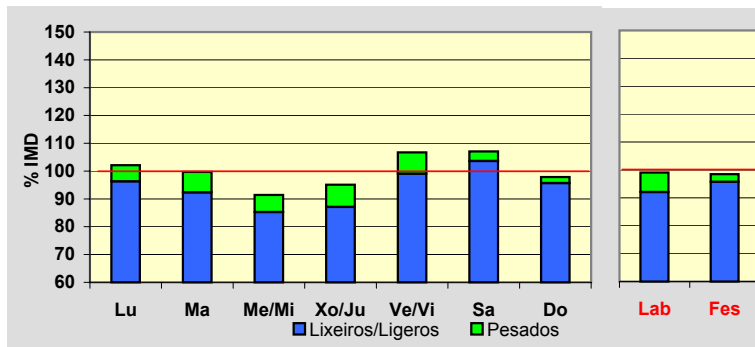
Treito/Tramo:

Bande - Bangueses% Pes.: **5,7** I₁₅₀: **41****Variación Mensual**

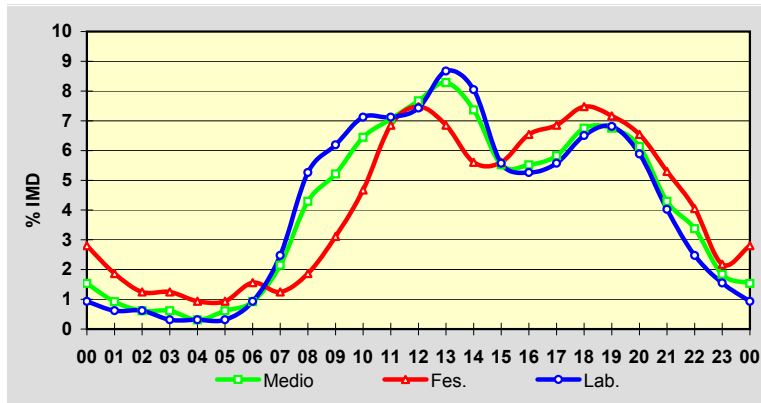
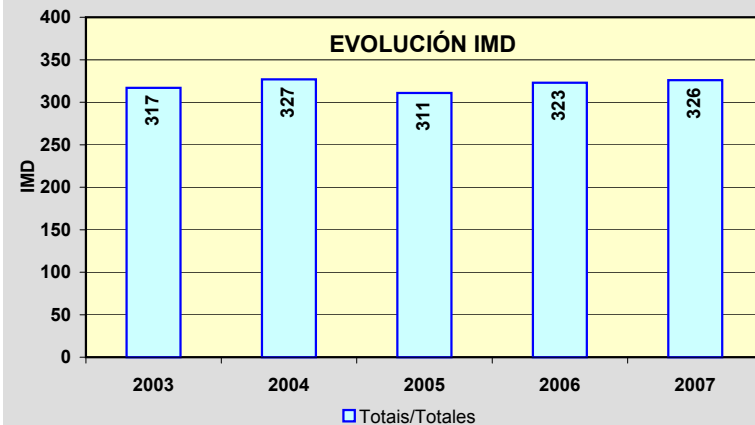
| | I.M.D. | % I.M.D. | % Pes. |
|------|--------|----------|--------|
| I | 259 | 79,45 | 5,8 |
| II | 279 | 85,58 | 6,8 |
| III | 305 | 93,56 | 5,9 |
| IV | 335 | 102,76 | 4,8 |
| V | 301 | 92,33 | 6,0 |
| VI | 331 | 101,53 | 5,4 |
| VII | 373 | 114,42 | 3,5 |
| VIII | 532 | 163,19 | 3,8 |
| IX | 306 | 93,87 | 6,5 |
| X | 305 | 93,56 | 8,9 |
| XI | 284 | 87,12 | 8,8 |
| XII | 298 | 91,41 | 5,0 |

**Semana Media**

| | I.M.D. | % I.M.D. | % Pes. |
|-------|--------|----------|--------|
| Lu | 333 | 102,15 | 5,7 |
| Ma | 325 | 99,69 | 7,4 |
| Me/Mi | 298 | 91,41 | 6,7 |
| Xo/Ju | 310 | 95,09 | 8,4 |
| Ve/Vi | 348 | 106,75 | 7,2 |
| Sa | 349 | 107,06 | 3,2 |
| Do | 319 | 97,85 | 2,2 |
| Lab | 323 | 99,08 | 7,1 |
| Fes | 321 | 98,47 | 2,8 |

**Día Medio**

| | Lab. | Fes. | Medio |
|----|------------|------------|------------|
| 00 | 3 | 9 | 5 |
| 01 | 2 | 6 | 3 |
| 02 | 2 | 4 | 2 |
| 03 | 1 | 4 | 2 |
| 04 | 1 | 3 | 1 |
| 05 | 1 | 3 | 2 |
| 06 | 3 | 5 | 3 |
| 07 | 8 | 4 | 7 |
| 08 | 17 | 6 | 14 |
| 09 | 20 | 10 | 17 |
| 10 | 23 | 15 | 21 |
| 11 | 23 | 22 | 23 |
| 12 | 24 | 24 | 25 |
| 13 | 28 | 22 | 27 |
| 14 | 26 | 18 | 24 |
| 15 | 18 | 18 | 18 |
| 16 | 17 | 21 | 18 |
| 17 | 18 | 22 | 19 |
| 18 | 21 | 24 | 22 |
| 19 | 22 | 23 | 22 |
| 20 | 19 | 21 | 20 |
| 21 | 13 | 17 | 14 |
| 22 | 8 | 13 | 11 |
| 23 | 5 | 7 | 6 |
| | 323 | 321 | 326 |

**EVOLUCIÓN IMD**

Estación: **OU-504(23)**Tipo: **COM**

MEMORIA DE AFOROS 2007

Anterior: **OU-204(3)**Rede/Red: **PB**

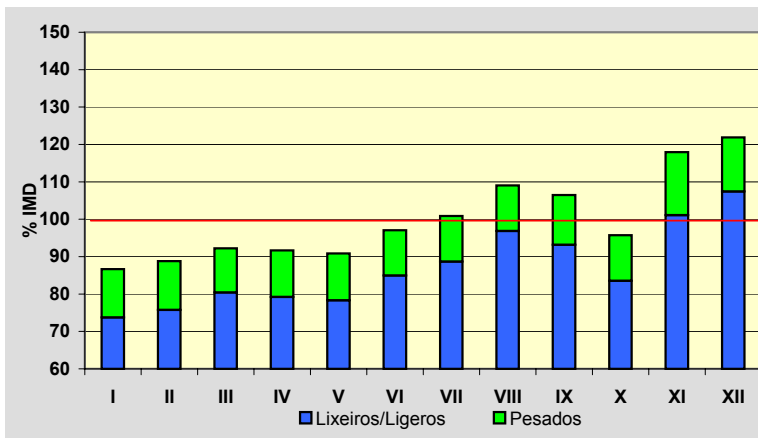
Nome/Nombre:

Fondo de CeaIMD: **4.876** I₃₀: **532**

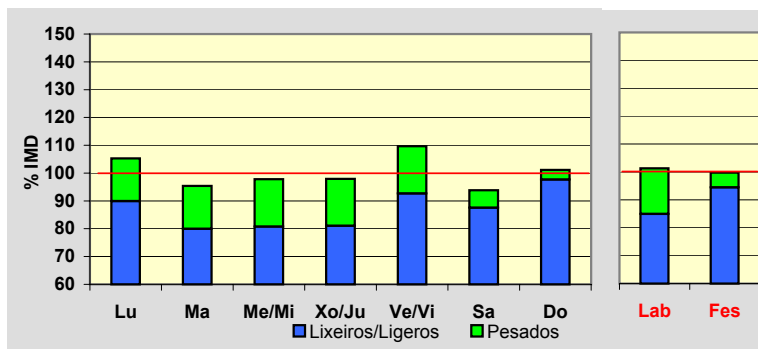
Treito/Tramo:

OU-206- Enl. N-525% Pes.: **13,0** I₁₅₀: **462****Variación Mensual**

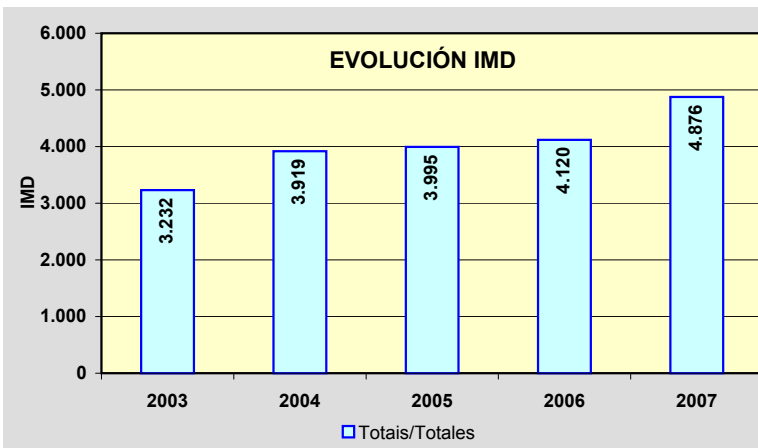
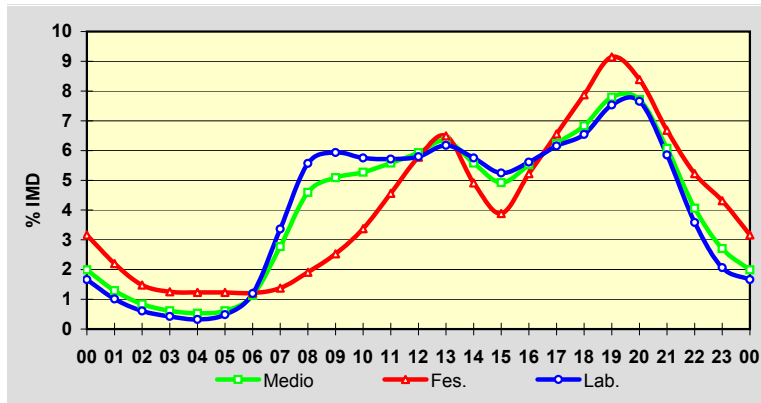
| | I.M.D. | % I.M.D. | % Pes. |
|------|--------|----------|--------|
| I | 4.226 | 86,67 | 14,9 |
| II | 4.331 | 88,82 | 14,7 |
| III | 4.497 | 92,23 | 12,8 |
| IV | 4.470 | 91,67 | 13,6 |
| V | 4.430 | 90,85 | 13,8 |
| VI | 4.733 | 97,07 | 12,5 |
| VII | 4.918 | 100,86 | 12,1 |
| VIII | 5.318 | 109,06 | 11,2 |
| IX | 5.192 | 106,48 | 12,5 |
| X | 4.667 | 95,71 | 12,7 |
| XI | 5.751 | 117,95 | 14,3 |
| XII | 5.944 | 121,90 | 11,9 |

**Semana Media**

| | I.M.D. | % I.M.D. | % Pes. |
|-------|--------|----------|--------|
| Lu | 5.135 | 105,31 | 14,6 |
| Ma | 4.652 | 95,41 | 16,2 |
| Me/Mi | 4.769 | 97,81 | 17,4 |
| Xo/Ju | 4.775 | 97,93 | 17,2 |
| Ve/Vi | 5.347 | 109,66 | 15,5 |
| Sa | 4.576 | 93,85 | 6,7 |
| Do | 4.932 | 101,15 | 3,4 |
| Lab | 4.938 | 101,27 | 16,1 |
| Fes | 4.865 | 99,77 | 5,3 |

**Día Medio**

| | Lab. | Fes. | Medio |
|----|--------------|--------------|--------------|
| 00 | 82 | 154 | 97 |
| 01 | 50 | 107 | 63 |
| 02 | 30 | 72 | 41 |
| 03 | 21 | 61 | 30 |
| 04 | 16 | 60 | 26 |
| 05 | 24 | 60 | 30 |
| 06 | 59 | 59 | 55 |
| 07 | 166 | 67 | 135 |
| 08 | 275 | 93 | 224 |
| 09 | 293 | 123 | 248 |
| 10 | 284 | 164 | 257 |
| 11 | 282 | 222 | 272 |
| 12 | 286 | 281 | 289 |
| 13 | 305 | 316 | 309 |
| 14 | 284 | 239 | 272 |
| 15 | 259 | 189 | 240 |
| 16 | 277 | 254 | 269 |
| 17 | 304 | 319 | 304 |
| 18 | 323 | 383 | 333 |
| 19 | 372 | 445 | 380 |
| 20 | 378 | 408 | 376 |
| 21 | 289 | 325 | 296 |
| 22 | 177 | 254 | 198 |
| 23 | 102 | 210 | 132 |
| | 4.938 | 4.865 | 4.876 |



Estación: **OU-504(27)**Tipo: **PER**

MEMORIA DE AFOROS 2007

Anterior: **OU-504(27)**Rede/Red: **PB**

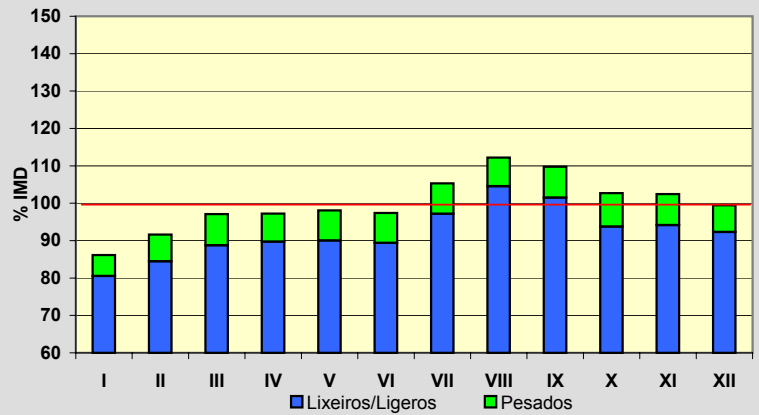
Nome/Nombre:

CeaIMD: **1.148** I₃₀: **140**

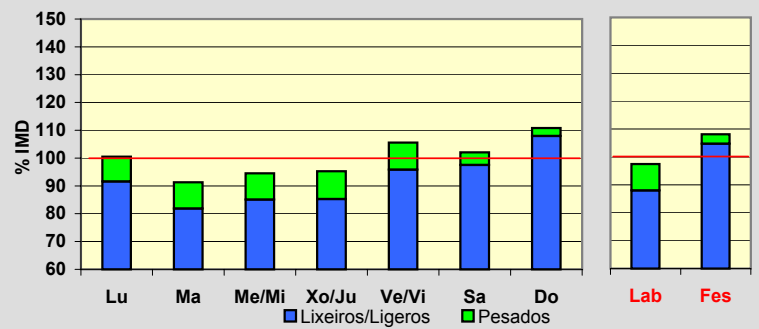
Treito/Tramo:

Enl. N-525 - Cea% Pes.: **7,7** I₁₅₀: **114****Variación Mensual**

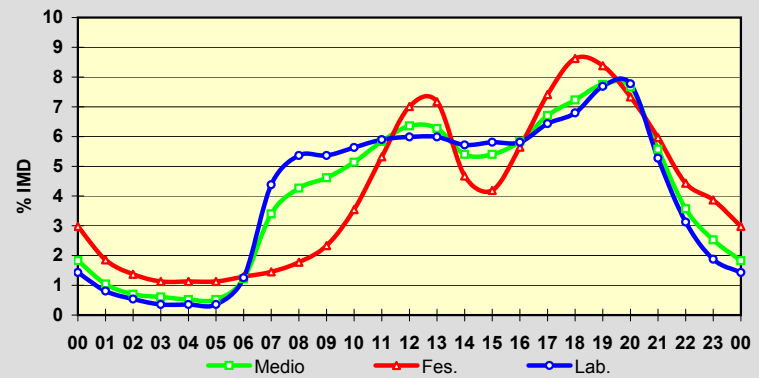
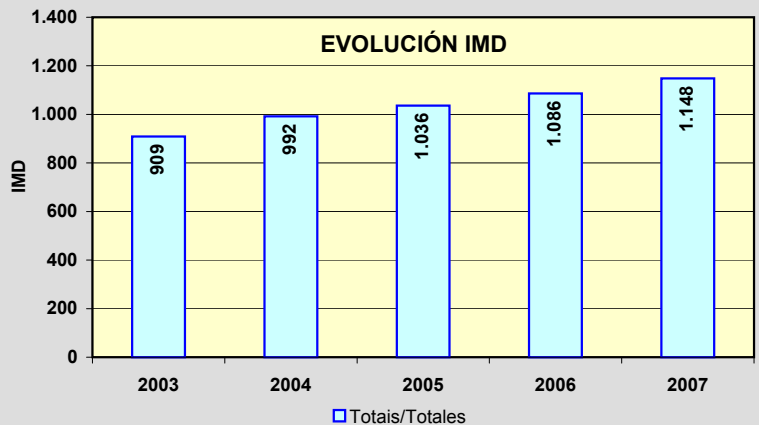
| | I.M.D. | % I.M.D. | % Pes. |
|------|--------|----------|--------|
| I | 989 | 86,15 | 6,5 |
| II | 1.052 | 91,64 | 7,8 |
| III | 1.115 | 97,13 | 8,6 |
| IV | 1.116 | 97,21 | 7,7 |
| V | 1.126 | 98,08 | 8,2 |
| VI | 1.118 | 97,39 | 8,2 |
| VII | 1.209 | 105,31 | 7,7 |
| VIII | 1.288 | 112,20 | 6,8 |
| IX | 1.260 | 109,76 | 7,5 |
| X | 1.179 | 102,70 | 8,7 |
| XI | 1.176 | 102,44 | 8,1 |
| XII | 1.142 | 99,48 | 7,2 |

**Semana Media**

| | I.M.D. | % I.M.D. | % Pes. |
|-------|--------|----------|--------|
| Lu | 1.154 | 100,52 | 8,9 |
| Ma | 1.048 | 91,29 | 10,3 |
| Me/Mi | 1.085 | 94,51 | 10,0 |
| Xo/Ju | 1.094 | 95,30 | 10,5 |
| Ve/Vi | 1.212 | 105,57 | 9,2 |
| Sa | 1.172 | 102,09 | 4,5 |
| Do | 1.272 | 110,80 | 2,6 |
| Lab | 1.119 | 97,47 | 9,7 |
| Fes | 1.241 | 108,10 | 3,1 |

**Día Medio**

| | Lab. | Fes. | Medio |
|----|--------------|--------------|--------------|
| 00 | 16 | 37 | 21 |
| 01 | 9 | 23 | 12 |
| 02 | 6 | 17 | 8 |
| 03 | 4 | 14 | 7 |
| 04 | 4 | 14 | 6 |
| 05 | 4 | 14 | 6 |
| 06 | 14 | 16 | 14 |
| 07 | 49 | 18 | 39 |
| 08 | 60 | 22 | 49 |
| 09 | 60 | 29 | 53 |
| 10 | 63 | 44 | 59 |
| 11 | 66 | 66 | 67 |
| 12 | 67 | 87 | 73 |
| 13 | 67 | 89 | 72 |
| 14 | 64 | 58 | 62 |
| 15 | 65 | 52 | 62 |
| 16 | 65 | 70 | 67 |
| 17 | 72 | 92 | 77 |
| 18 | 76 | 107 | 83 |
| 19 | 86 | 104 | 89 |
| 20 | 87 | 91 | 88 |
| 21 | 59 | 74 | 64 |
| 22 | 35 | 55 | 41 |
| 23 | 21 | 48 | 29 |
| | 1.119 | 1.241 | 1.148 |

**EVOLUCIÓN IMD**

Estación: **OU-531(4)**Tipo: **COM**

MEMORIA DE AFOROS 2007

Anterior: **C-531c(3)**Rede/Red: **PB**

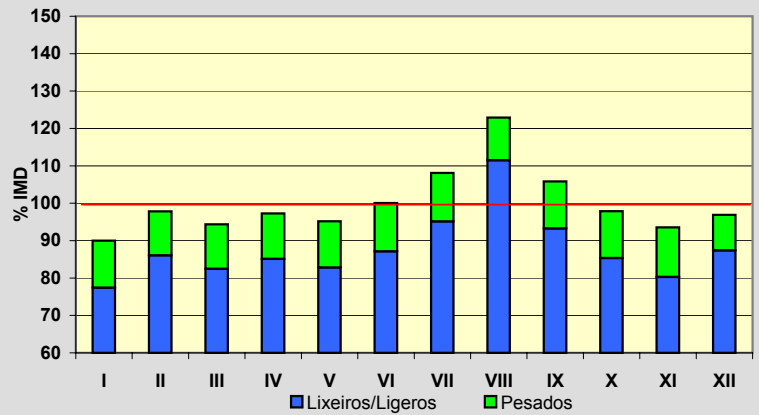
Nome/Nombre:

Vilar de SantosIMD: **2.520** I₃₀: **278**

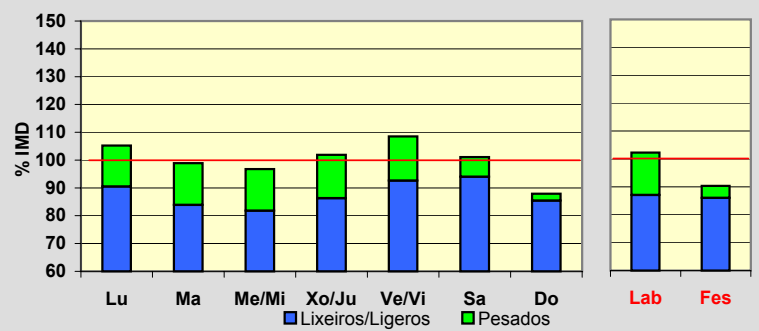
Treito/Tramo:

Xinzo de Limia - OU-300% Pes.: **12,2** I₁₅₀: **236****Variación Mensual**

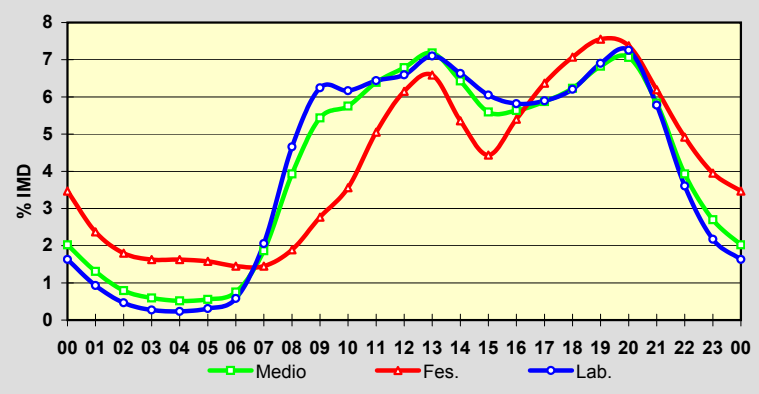
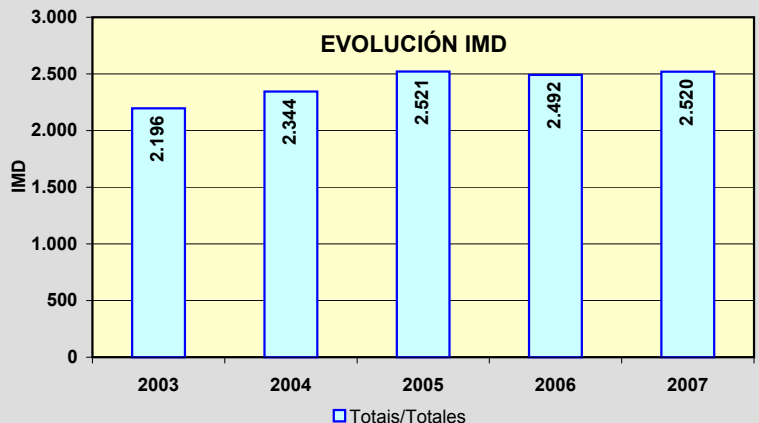
| | I.M.D. | % I.M.D. | % Pes. |
|------|--------|----------|--------|
| I | 2.268 | 90,00 | 14,0 |
| II | 2.465 | 97,82 | 12,0 |
| III | 2.378 | 94,37 | 12,6 |
| IV | 2.451 | 97,26 | 12,5 |
| V | 2.399 | 95,20 | 13,0 |
| VI | 2.521 | 100,04 | 12,9 |
| VII | 2.724 | 108,10 | 12,0 |
| VIII | 3.097 | 122,90 | 9,3 |
| IX | 2.667 | 105,83 | 11,9 |
| X | 2.466 | 97,86 | 12,8 |
| XI | 2.358 | 93,57 | 14,2 |
| XII | 2.442 | 96,90 | 9,8 |

**Semana Media**

| | I.M.D. | % I.M.D. | % Pes. |
|-------|--------|----------|--------|
| Lu | 2.652 | 105,24 | 14,0 |
| Ma | 2.493 | 98,93 | 15,2 |
| Me/Mi | 2.439 | 96,79 | 15,5 |
| Xo/Ju | 2.567 | 101,87 | 15,3 |
| Ve/Vi | 2.734 | 108,49 | 14,6 |
| Sa | 2.548 | 101,11 | 7,0 |
| Do | 2.215 | 87,90 | 2,8 |
| Lab | 2.578 | 102,30 | 14,9 |
| Fes | 2.277 | 90,36 | 4,8 |

**Día Medio**

| | Lab. | Fes. | Medio |
|----|--------------|--------------|--------------|
| 00 | 42 | 79 | 51 |
| 01 | 24 | 54 | 33 |
| 02 | 12 | 41 | 20 |
| 03 | 7 | 37 | 15 |
| 04 | 6 | 37 | 13 |
| 05 | 8 | 36 | 14 |
| 06 | 15 | 33 | 19 |
| 07 | 53 | 33 | 47 |
| 08 | 120 | 43 | 99 |
| 09 | 161 | 63 | 137 |
| 10 | 159 | 81 | 145 |
| 11 | 166 | 115 | 161 |
| 12 | 170 | 140 | 171 |
| 13 | 183 | 150 | 181 |
| 14 | 171 | 122 | 162 |
| 15 | 156 | 101 | 141 |
| 16 | 150 | 123 | 142 |
| 17 | 152 | 145 | 148 |
| 18 | 160 | 161 | 157 |
| 19 | 178 | 172 | 172 |
| 20 | 187 | 168 | 178 |
| 21 | 149 | 141 | 147 |
| 22 | 93 | 112 | 99 |
| 23 | 56 | 90 | 68 |
| | 2.578 | 2.277 | 2.520 |

**EVOLUCIÓN IMD**

Estación: **OU-531(31)**Tipo: **PER**

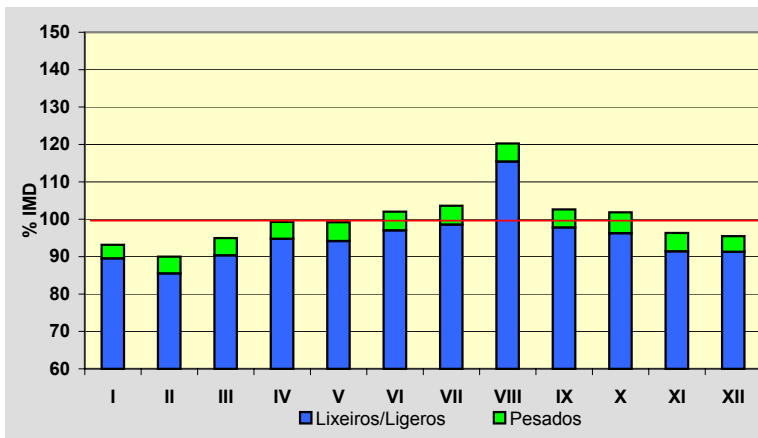
MEMORIA DE AFOROS 2007

Anterior: **C-531c(33)**Rede/Red: **PB**

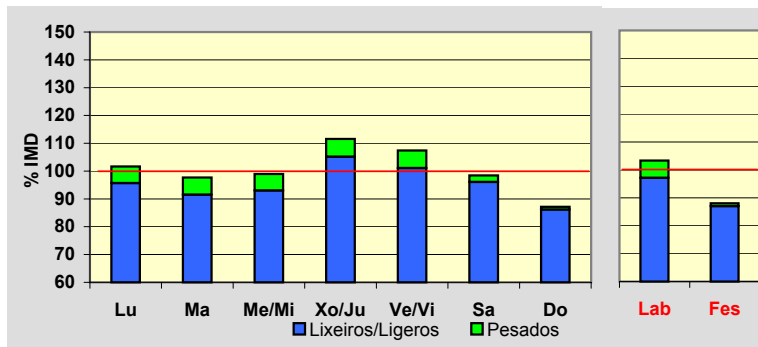
Nome/Nombre:

PambreIMD: **1.991** I₃₀: **210**Treito/Tramo: **Celanova (OU-540) - Cortegada (OU-801)**% Pes.: **4,7** I₁₅₀: **183****Variación Mensual**

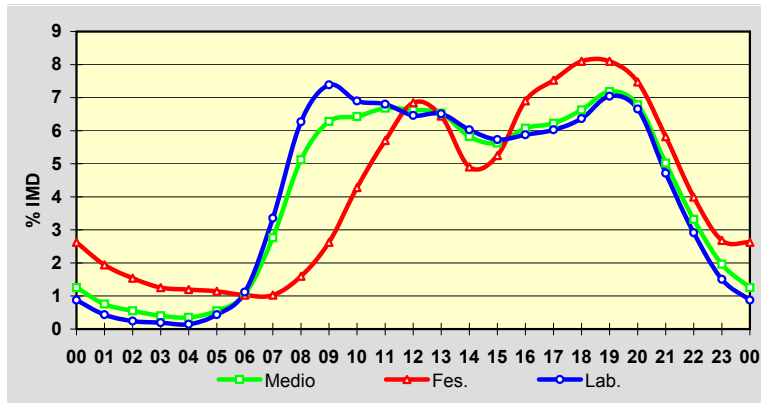
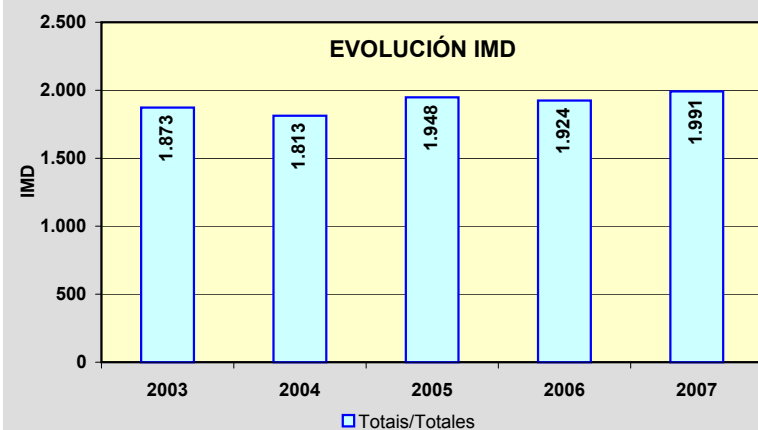
| | I.M.D. | % I.M.D. | % Pes. |
|------|--------|----------|--------|
| I | 1.855 | 93,17 | 3,9 |
| II | 1.792 | 90,01 | 5,0 |
| III | 1.891 | 94,98 | 4,9 |
| IV | 1.977 | 99,30 | 4,6 |
| V | 1.975 | 99,20 | 5,1 |
| VI | 2.031 | 102,01 | 4,9 |
| VII | 2.063 | 103,62 | 4,9 |
| VIII | 2.394 | 120,24 | 4,0 |
| IX | 2.043 | 102,61 | 4,7 |
| X | 2.028 | 101,86 | 5,5 |
| XI | 1.918 | 96,33 | 5,1 |
| XII | 1.901 | 95,48 | 4,4 |

**Semana Media**

| | I.M.D. | % I.M.D. | % Pes. |
|-------|--------|----------|--------|
| Lu | 2.024 | 101,66 | 5,9 |
| Ma | 1.945 | 97,69 | 6,3 |
| Me/Mi | 1.970 | 98,95 | 6,0 |
| Xo/Ju | 2.221 | 111,55 | 5,7 |
| Ve/Vi | 2.139 | 107,43 | 5,9 |
| Sa | 1.960 | 98,44 | 2,4 |
| Do | 1.735 | 87,14 | 1,1 |
| Lab | 2.058 | 103,37 | 6,0 |
| Fes | 1.753 | 88,05 | 1,2 |

**Día Medio**

| | Lab. | Fes. | Medio |
|----|--------------|--------------|--------------|
| 00 | 18 | 46 | 25 |
| 01 | 9 | 34 | 15 |
| 02 | 5 | 27 | 11 |
| 03 | 4 | 22 | 8 |
| 04 | 3 | 21 | 7 |
| 05 | 9 | 20 | 11 |
| 06 | 23 | 18 | 21 |
| 07 | 69 | 18 | 55 |
| 08 | 129 | 28 | 102 |
| 09 | 152 | 46 | 125 |
| 10 | 142 | 75 | 128 |
| 11 | 140 | 100 | 133 |
| 12 | 133 | 120 | 132 |
| 13 | 134 | 113 | 130 |
| 14 | 124 | 86 | 116 |
| 15 | 118 | 92 | 112 |
| 16 | 121 | 121 | 121 |
| 17 | 124 | 132 | 124 |
| 18 | 131 | 142 | 132 |
| 19 | 145 | 142 | 143 |
| 20 | 137 | 131 | 135 |
| 21 | 97 | 102 | 100 |
| 22 | 60 | 70 | 66 |
| 23 | 31 | 47 | 39 |
| | 2.058 | 1.753 | 1.991 |

**EVOLUCIÓN IMD**

Estación: **OU-533(11)**Tipo: **COM**

MEMORIA DE AFOROS 2007

Anterior: **C-533(11)**Rede/Red: **PB**

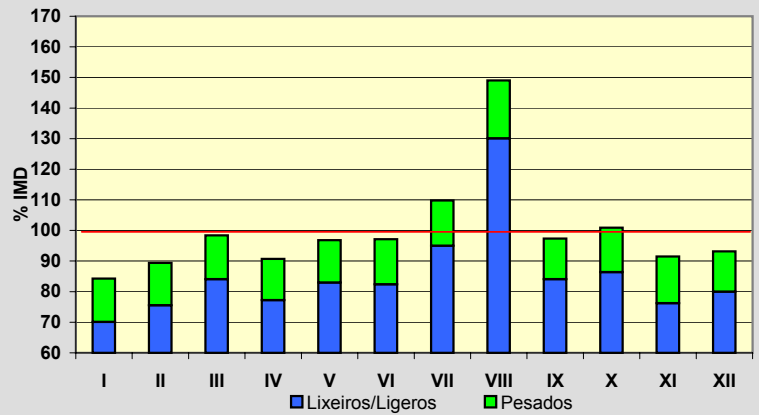
Nome/Nombre:

PradocabalosIMD: **1.195** I₃₀: **170**

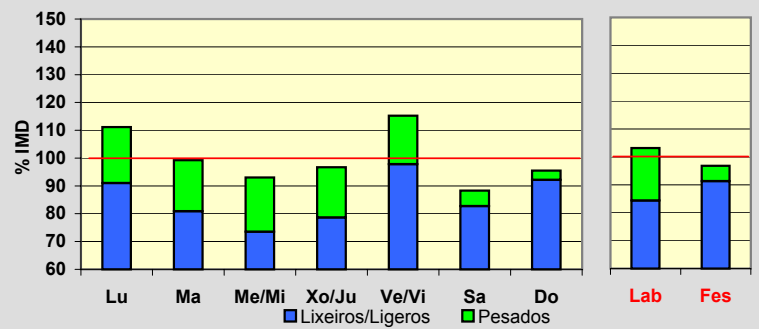
Treito/Tramo:

A Gudiña - Viana do Bolo% Pes.: **14,5** I₁₅₀: **128****Variación Mensual**

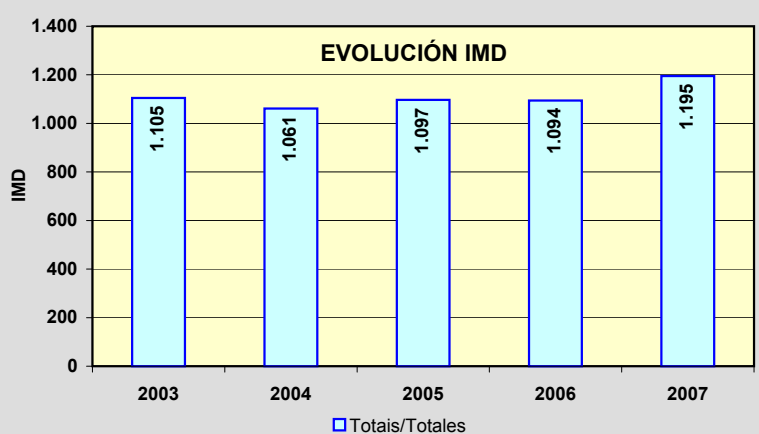
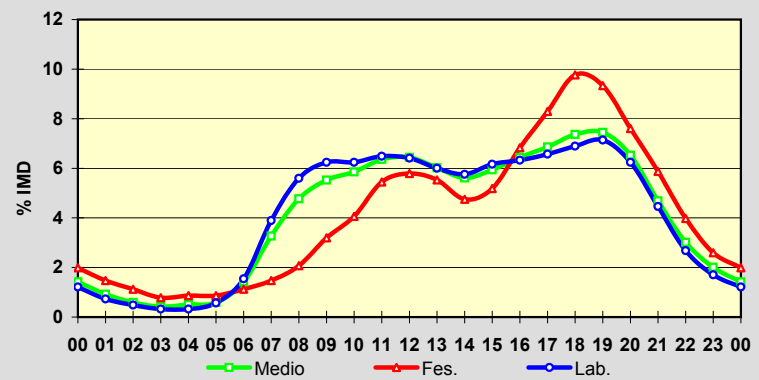
| | I.M.D. | % I.M.D. | % Pes. |
|------|--------|----------|--------|
| I | 1.007 | 84,27 | 16,8 |
| II | 1.068 | 89,37 | 15,5 |
| III | 1.176 | 98,41 | 14,6 |
| IV | 1.084 | 90,71 | 14,9 |
| V | 1.157 | 96,82 | 14,3 |
| VI | 1.161 | 97,15 | 15,2 |
| VII | 1.312 | 109,79 | 13,5 |
| VIII | 1.781 | 149,04 | 12,7 |
| IX | 1.163 | 97,32 | 13,6 |
| X | 1.206 | 100,92 | 14,4 |
| XI | 1.093 | 91,46 | 16,7 |
| XII | 1.113 | 93,14 | 14,1 |

**Semana Media**

| | I.M.D. | % I.M.D. | % Pes. |
|-------|--------|----------|--------|
| Lu | 1.328 | 111,13 | 18,1 |
| Ma | 1.186 | 99,25 | 18,5 |
| Me/Mi | 1.112 | 93,05 | 21,0 |
| Xo/Ju | 1.156 | 96,74 | 18,7 |
| Ve/Vi | 1.377 | 115,23 | 15,1 |
| Sa | 1.055 | 88,28 | 6,3 |
| Do | 1.141 | 95,48 | 3,5 |
| Lab | 1.233 | 103,18 | 18,2 |
| Fes | 1.157 | 96,82 | 5,7 |

**Día Medio**

| | Lab. | Fes. | Medio |
|----|--------------|--------------|--------------|
| 00 | 15 | 23 | 17 |
| 01 | 9 | 17 | 11 |
| 02 | 6 | 13 | 7 |
| 03 | 4 | 9 | 5 |
| 04 | 4 | 10 | 6 |
| 05 | 7 | 10 | 7 |
| 06 | 19 | 13 | 17 |
| 07 | 48 | 17 | 39 |
| 08 | 69 | 24 | 57 |
| 09 | 77 | 37 | 66 |
| 10 | 77 | 47 | 70 |
| 11 | 80 | 63 | 76 |
| 12 | 79 | 67 | 77 |
| 13 | 74 | 64 | 72 |
| 14 | 71 | 55 | 67 |
| 15 | 76 | 60 | 71 |
| 16 | 78 | 79 | 77 |
| 17 | 81 | 96 | 82 |
| 18 | 85 | 113 | 88 |
| 19 | 88 | 108 | 89 |
| 20 | 77 | 88 | 78 |
| 21 | 55 | 68 | 56 |
| 22 | 33 | 46 | 36 |
| 23 | 21 | 30 | 24 |
| | 1.233 | 1.157 | 1.195 |



Estación: **OU-533(37)**Tipo: **COM**

MEMORIA DE AFOROS 2007

Anterior: **C-533(37)**Rede/Red: **PB**

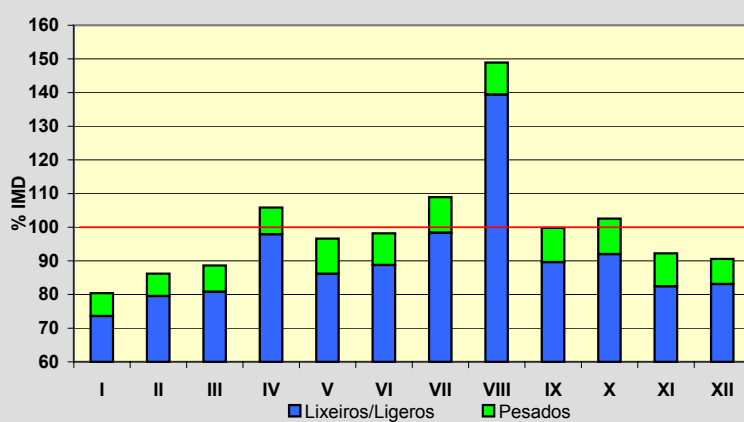
Nome/Nombre:

Santa CruzIMD: **1.557** I₃₀: **211**

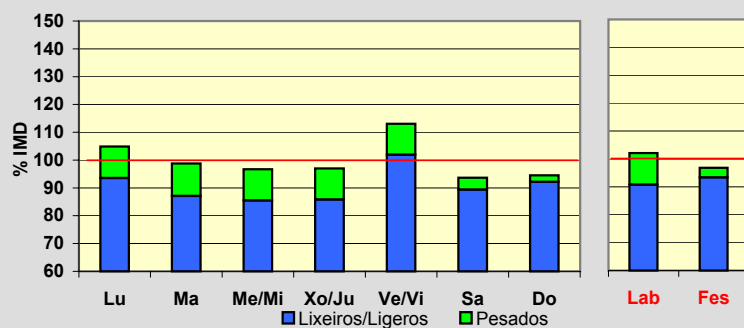
Treito/Tramo:

Viana de Bolo - Freixido (OU-636)% Pes.: **8,9** I₁₅₀: **172****Variación Mensual**

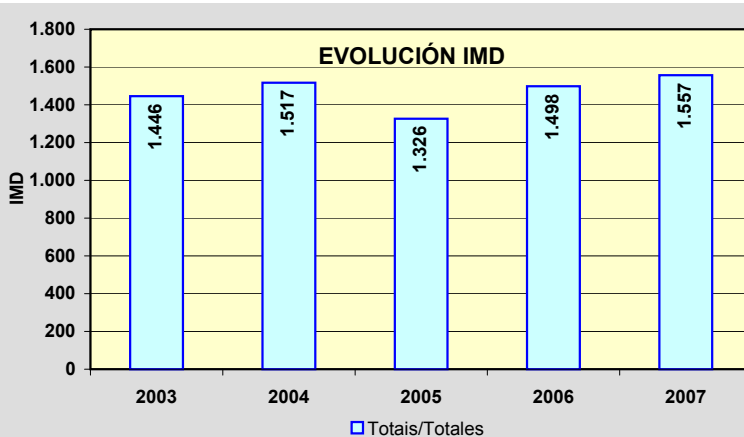
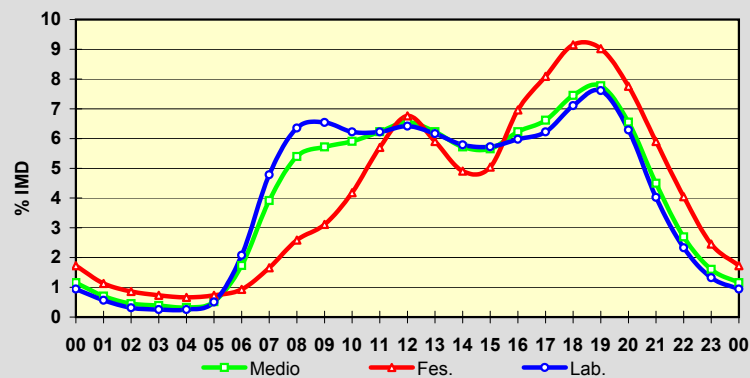
| | I.M.D. | % I.M.D. | % Pes. |
|------|--------|----------|--------|
| I | 1.252 | 80,41 | 8,5 |
| II | 1.342 | 86,19 | 7,7 |
| III | 1.380 | 88,63 | 8,8 |
| IV | 1.648 | 105,84 | 7,5 |
| V | 1.504 | 96,60 | 10,8 |
| VI | 1.529 | 98,20 | 9,6 |
| VII | 1.696 | 108,93 | 9,7 |
| VIII | 2.319 | 148,94 | 6,4 |
| IX | 1.554 | 99,81 | 10,2 |
| X | 1.597 | 102,57 | 10,3 |
| XI | 1.436 | 92,23 | 10,6 |
| XII | 1.410 | 90,56 | 8,2 |

**Semana Media**

| | I.M.D. | % I.M.D. | % Pes. |
|-------|--------|----------|--------|
| Lu | 1.633 | 104,88 | 10,8 |
| Ma | 1.538 | 98,78 | 11,8 |
| Me/Mi | 1.506 | 96,72 | 11,6 |
| Xo/Ju | 1.510 | 96,98 | 11,5 |
| Ve/Vi | 1.760 | 113,04 | 9,8 |
| Sa | 1.458 | 93,64 | 4,5 |
| Do | 1.472 | 94,54 | 2,5 |
| Lab | 1.590 | 102,12 | 11,1 |
| Fes | 1.508 | 96,85 | 3,6 |

**Día Medio**

| | Lab. | Fes. | Medio |
|----|--------------|--------------|--------------|
| 00 | 15 | 26 | 18 |
| 01 | 9 | 17 | 11 |
| 02 | 5 | 13 | 7 |
| 03 | 4 | 11 | 6 |
| 04 | 4 | 10 | 5 |
| 05 | 8 | 11 | 8 |
| 06 | 33 | 14 | 27 |
| 07 | 76 | 25 | 61 |
| 08 | 101 | 39 | 84 |
| 09 | 104 | 47 | 89 |
| 10 | 99 | 63 | 92 |
| 11 | 99 | 86 | 97 |
| 12 | 102 | 102 | 102 |
| 13 | 98 | 89 | 97 |
| 14 | 92 | 74 | 89 |
| 15 | 91 | 76 | 88 |
| 16 | 95 | 105 | 97 |
| 17 | 99 | 122 | 103 |
| 18 | 113 | 138 | 116 |
| 19 | 121 | 136 | 121 |
| 20 | 100 | 117 | 102 |
| 21 | 64 | 89 | 70 |
| 22 | 37 | 61 | 42 |
| 23 | 21 | 37 | 25 |
| | 1.590 | 1.508 | 1.557 |



Estación: **OU-536(14)**Tipo: **COM**

MEMORIA DE AFOROS 2007

Anterior: **C-536(14)**Rede/Red: **PB**

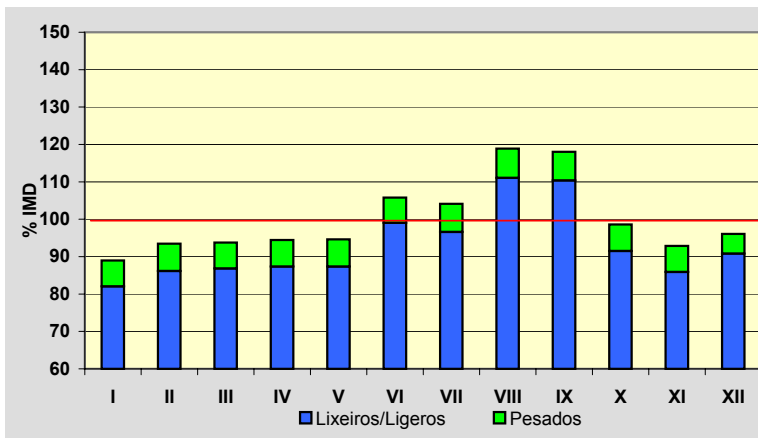
Nome/Nombre:

EsgosIMD: **5.120** I₃₀: **721**

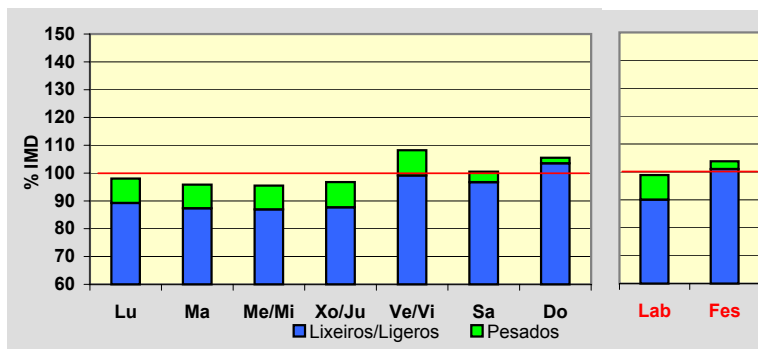
Treito/Tramo:

A Derrasa - Alto do Couso (OU-104)% Pes.: **7,1** I₁₅₀: **525****Variación Mensual**

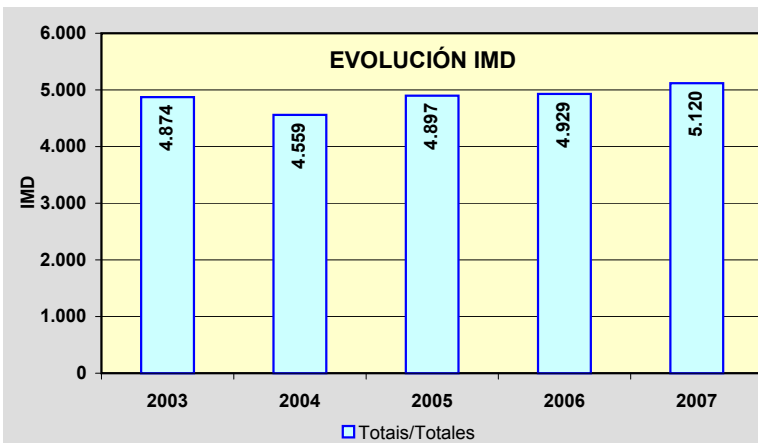
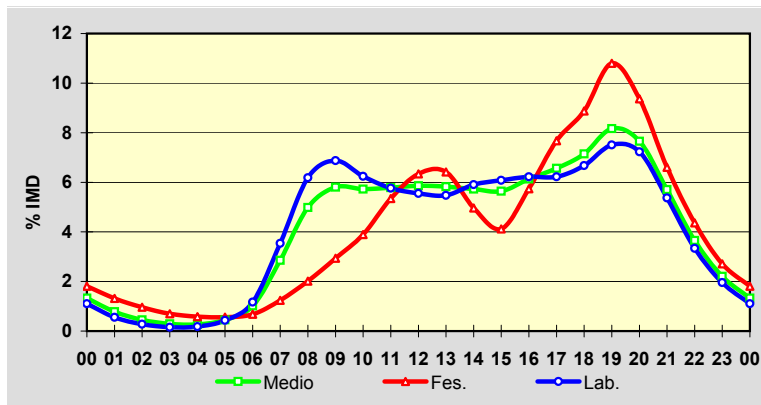
| | I.M.D. | % I.M.D. | % Pes. |
|------|--------|----------|--------|
| I | 4.556 | 88,98 | 7,8 |
| II | 4.785 | 93,46 | 7,8 |
| III | 4.800 | 93,75 | 7,4 |
| IV | 4.835 | 94,43 | 7,5 |
| V | 4.845 | 94,63 | 7,7 |
| VI | 5.416 | 105,78 | 6,4 |
| VII | 5.330 | 104,10 | 7,2 |
| VIII | 6.087 | 118,89 | 6,6 |
| IX | 6.044 | 118,05 | 6,5 |
| X | 5.048 | 98,59 | 7,2 |
| XI | 4.754 | 92,85 | 7,5 |
| XII | 4.920 | 96,09 | 5,5 |

**Semana Media**

| | I.M.D. | % I.M.D. | % Pes. |
|-------|--------|----------|--------|
| Lu | 5.019 | 98,03 | 9,0 |
| Ma | 4.907 | 95,84 | 8,9 |
| Me/Mi | 4.890 | 95,51 | 9,0 |
| Xo/Ju | 4.956 | 96,80 | 9,4 |
| Ve/Vi | 5.541 | 108,22 | 8,4 |
| Sa | 5.146 | 100,51 | 3,8 |
| Do | 5.402 | 105,51 | 1,9 |
| Lab | 5.063 | 98,89 | 8,9 |
| Fes | 5.316 | 103,83 | 2,7 |

**Día Medio**

| | Lab. | Fes. | Medio |
|----|--------------|--------------|--------------|
| 00 | 56 | 96 | 68 |
| 01 | 28 | 70 | 40 |
| 02 | 14 | 51 | 23 |
| 03 | 8 | 37 | 15 |
| 04 | 9 | 31 | 14 |
| 05 | 22 | 30 | 23 |
| 06 | 59 | 36 | 52 |
| 07 | 179 | 66 | 146 |
| 08 | 313 | 107 | 255 |
| 09 | 348 | 156 | 297 |
| 10 | 316 | 207 | 293 |
| 11 | 292 | 284 | 296 |
| 12 | 281 | 337 | 300 |
| 13 | 277 | 341 | 298 |
| 14 | 299 | 264 | 293 |
| 15 | 308 | 219 | 289 |
| 16 | 315 | 305 | 314 |
| 17 | 315 | 408 | 336 |
| 18 | 338 | 472 | 366 |
| 19 | 380 | 574 | 418 |
| 20 | 366 | 498 | 392 |
| 21 | 272 | 351 | 292 |
| 22 | 169 | 232 | 187 |
| 23 | 99 | 144 | 113 |
| | 5.063 | 5.316 | 5.120 |



Estación: **OU-536(33)**Tipo: **COM****MEMORIA DE AFOROS 2007**Anterior: **OU-536(44)**Rede/Red: **PB**

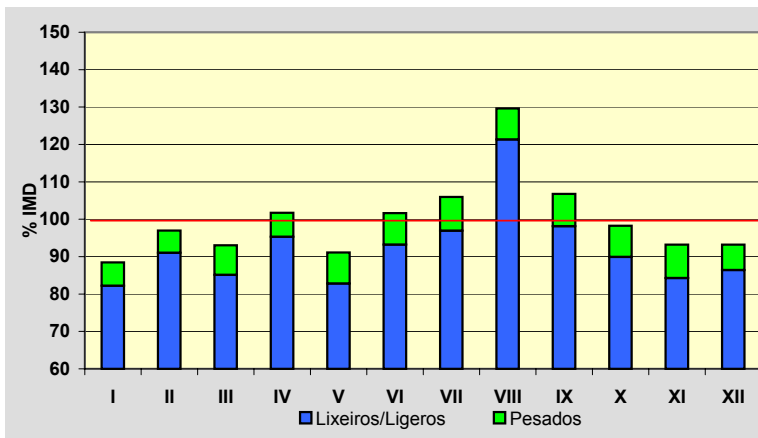
Nome/Nombre:

Vilariño FríoIMD: **2.170** I₃₀: **341**

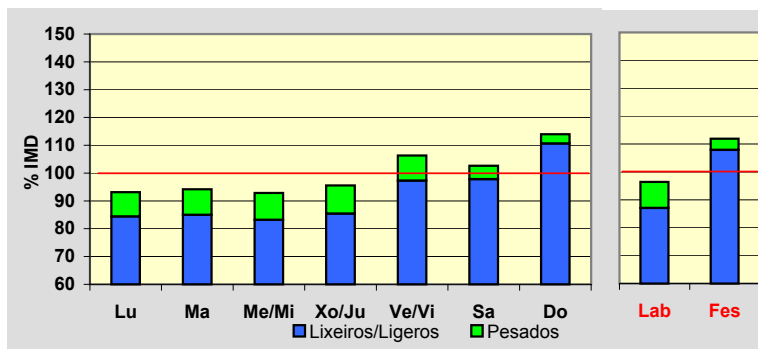
Treito/Tramo:

Alto do Couso (OU-104) - Castro Caldelas (OU-903)% Pes.: **7,8** I₁₅₀: **248****Variación Mensual**

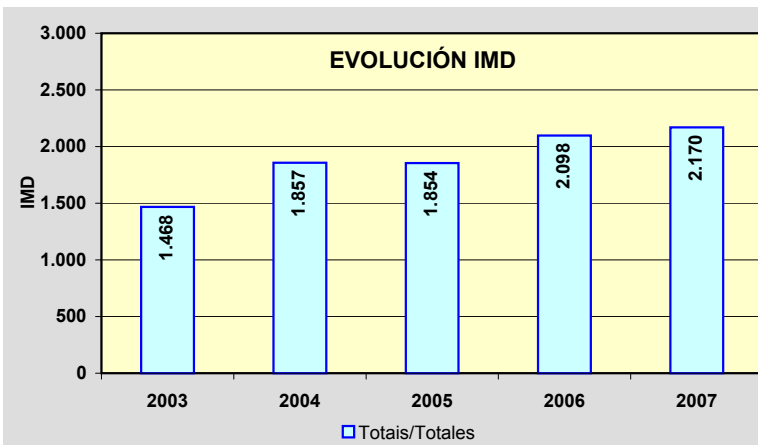
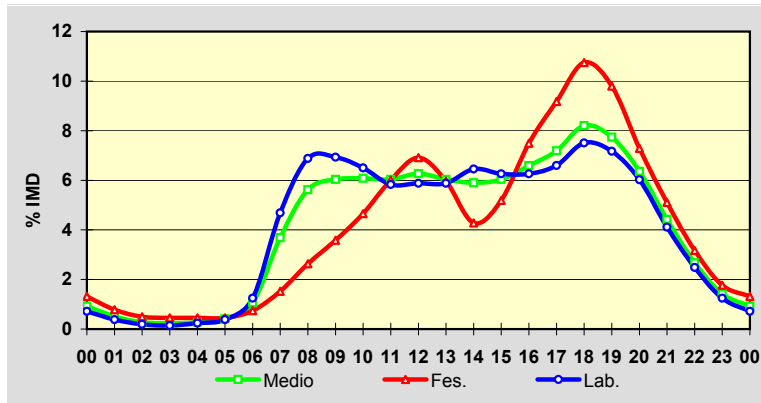
| | I.M.D. | % I.M.D. | % Pes. |
|------|--------|----------|--------|
| I | 1.920 | 88,48 | 7,1 |
| II | 2.104 | 96,96 | 6,1 |
| III | 2.019 | 93,04 | 8,5 |
| IV | 2.207 | 101,71 | 6,3 |
| V | 1.977 | 91,11 | 9,1 |
| VI | 2.206 | 101,66 | 8,3 |
| VII | 2.299 | 105,94 | 8,5 |
| VIII | 2.813 | 129,63 | 6,4 |
| IX | 2.317 | 106,77 | 8,1 |
| X | 2.132 | 98,25 | 8,5 |
| XI | 2.023 | 93,23 | 9,6 |
| XII | 2.023 | 93,23 | 7,3 |

**Semana Media**

| | I.M.D. | % I.M.D. | % Pes. |
|-------|--------|----------|--------|
| Lu | 2.021 | 93,13 | 9,4 |
| Ma | 2.044 | 94,19 | 9,8 |
| Me/Mi | 2.015 | 92,86 | 10,4 |
| Xo/Ju | 2.074 | 95,58 | 10,6 |
| Ve/Vi | 2.307 | 106,31 | 8,5 |
| Sa | 2.227 | 102,63 | 4,7 |
| Do | 2.473 | 113,96 | 2,9 |
| Lab | 2.092 | 96,41 | 9,7 |
| Fes | 2.429 | 111,94 | 3,6 |

**Día Medio**

| | Lab. | Fes. | Medio |
|----|--------------|--------------|--------------|
| 00 | 15 | 32 | 20 |
| 01 | 8 | 19 | 11 |
| 02 | 4 | 12 | 6 |
| 03 | 3 | 11 | 5 |
| 04 | 5 | 11 | 6 |
| 05 | 8 | 11 | 9 |
| 06 | 26 | 18 | 23 |
| 07 | 98 | 37 | 80 |
| 08 | 144 | 64 | 122 |
| 09 | 145 | 87 | 131 |
| 10 | 136 | 113 | 132 |
| 11 | 122 | 146 | 131 |
| 12 | 123 | 168 | 136 |
| 13 | 123 | 145 | 131 |
| 14 | 135 | 104 | 128 |
| 15 | 131 | 126 | 131 |
| 16 | 131 | 182 | 143 |
| 17 | 138 | 223 | 156 |
| 18 | 157 | 261 | 178 |
| 19 | 150 | 238 | 168 |
| 20 | 126 | 177 | 138 |
| 21 | 86 | 124 | 96 |
| 22 | 52 | 77 | 58 |
| 23 | 26 | 43 | 31 |
| | 2.092 | 2.429 | 2.170 |



Estación: **OU-537(2)**Tipo: **PER**

MEMORIA DE AFOROS 2007

Anterior: **F-2(1)**Rede/Red: **PB**

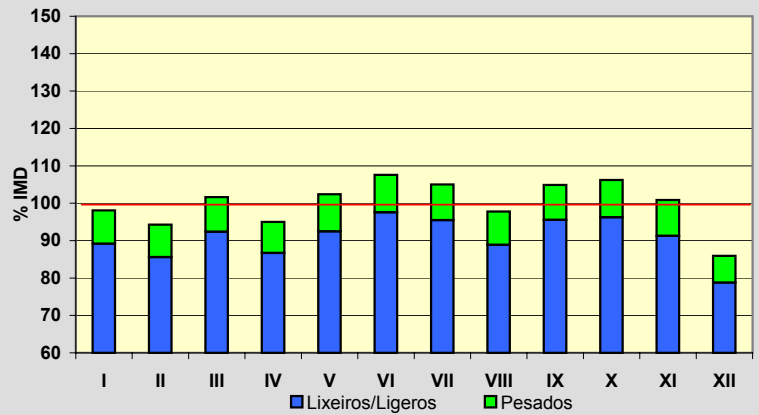
Nome/Nombre:

San Ciprián (OU-537)IMD: **6.885** I₃₀: **756**

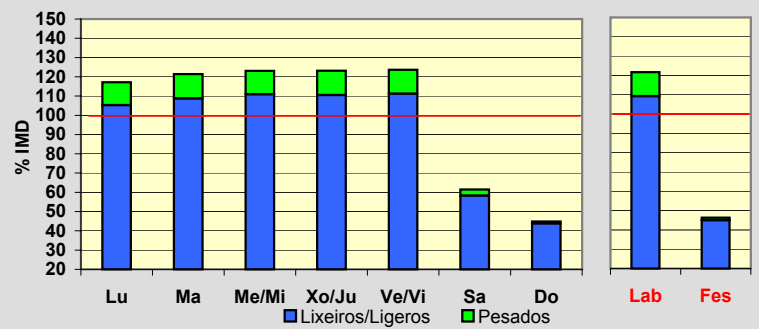
Treito/Tramo:

A Medorra - A Derrasa (OU-536)% Pes.: **9,1** I₁₅₀: **716****Variación Mensual**

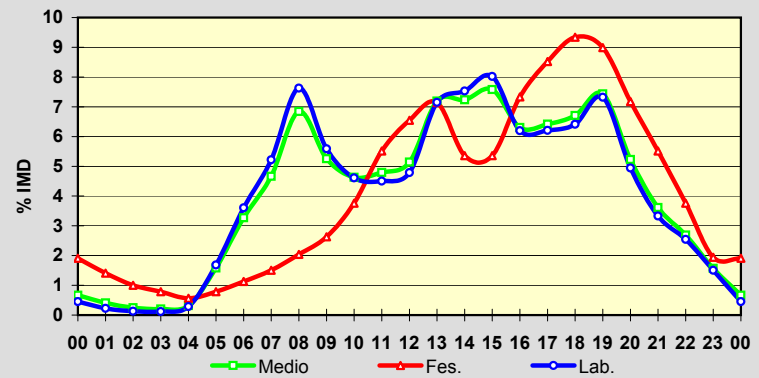
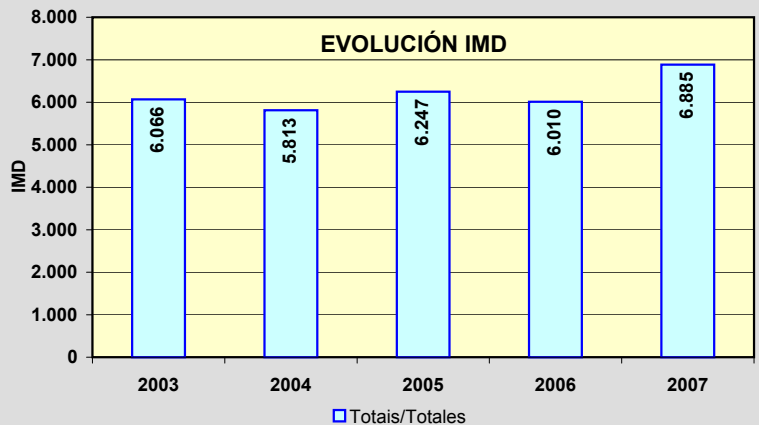
| | I.M.D. | % I.M.D. | % Pes. |
|------|--------|----------|--------|
| I | 6.754 | 98,10 | 9,1 |
| II | 6.491 | 94,28 | 9,2 |
| III | 6.999 | 101,66 | 9,1 |
| IV | 6.540 | 94,99 | 8,7 |
| V | 7.051 | 102,41 | 9,7 |
| VI | 7.407 | 107,58 | 9,3 |
| VII | 7.231 | 105,03 | 9,1 |
| VIII | 6.733 | 97,79 | 9,1 |
| IX | 7.222 | 104,89 | 8,9 |
| X | 7.314 | 106,23 | 9,4 |
| XI | 6.944 | 100,86 | 9,5 |
| XII | 5.916 | 85,93 | 8,3 |

**Semana Media**

| | I.M.D. | % I.M.D. | % Pes. |
|-------|--------|----------|--------|
| Lu | 8.066 | 117,15 | 10,1 |
| Ma | 8.361 | 121,44 | 10,4 |
| Me/Mi | 8.475 | 123,09 | 9,9 |
| Xo/Ju | 8.481 | 123,18 | 10,3 |
| Ve/Vi | 8.513 | 123,65 | 10,0 |
| Sa | 4.233 | 61,48 | 5,1 |
| Do | 3.088 | 44,85 | 2,2 |
| Lab | 8.376 | 121,66 | 10,2 |
| Fes | 3.192 | 46,36 | 2,8 |

**Día Medio**

| | Lab. | Fes. | Medio |
|--------------|--------------|--------------|--------------|
| 00 | 38 | 61 | 46 |
| 01 | 19 | 45 | 28 |
| 02 | 11 | 32 | 17 |
| 03 | 10 | 25 | 14 |
| 04 | 24 | 18 | 22 |
| 05 | 141 | 25 | 109 |
| 06 | 302 | 36 | 225 |
| 07 | 437 | 48 | 321 |
| 08 | 639 | 65 | 471 |
| 09 | 468 | 84 | 362 |
| 10 | 386 | 120 | 319 |
| 11 | 377 | 176 | 330 |
| 12 | 401 | 209 | 354 |
| 13 | 599 | 228 | 495 |
| 14 | 631 | 171 | 498 |
| 15 | 672 | 171 | 522 |
| 16 | 519 | 234 | 434 |
| 17 | 520 | 272 | 442 |
| 18 | 537 | 298 | 462 |
| 19 | 613 | 287 | 512 |
| 20 | 414 | 229 | 360 |
| 21 | 279 | 176 | 249 |
| 22 | 213 | 120 | 185 |
| 23 | 126 | 62 | 108 |
| Total | 8.376 | 3.192 | 6.885 |

**EVOLUCIÓN IMD**

Estación: **OU-540(4)**Tipo: **COM**

MEMORIA DE AFOROS 2007

Anterior: **N-540(4)**Rede/Red: **PB**

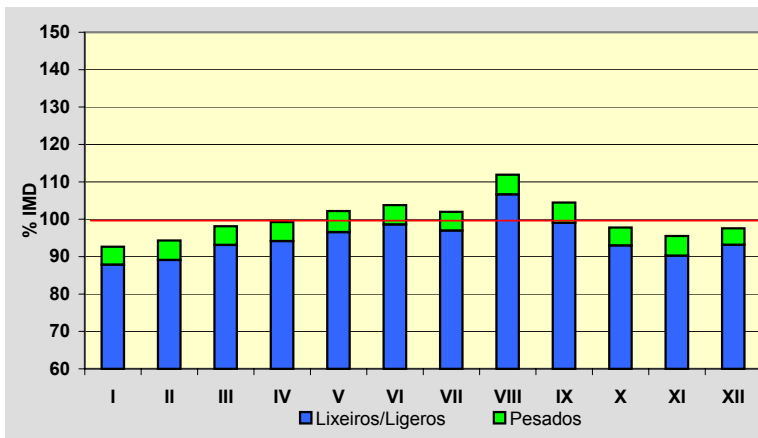
Nome/Nombre:

LoiroIMD: **9.880** I₃₀: **945**

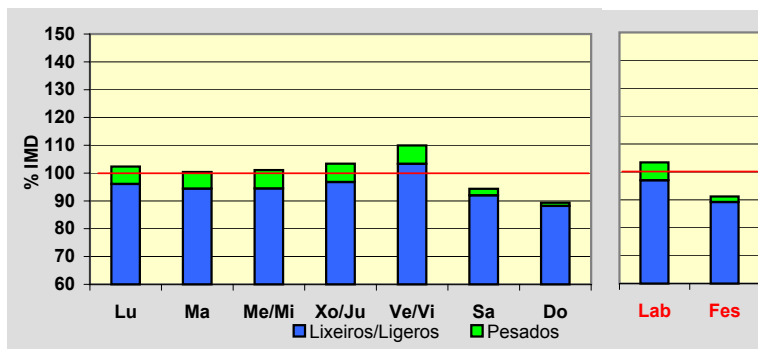
Treito/Tramo:

Enl. A-52 - Manchica (Estda. Dep.)% Pes.: **5,1** I₁₅₀: **850****Variación Mensual**

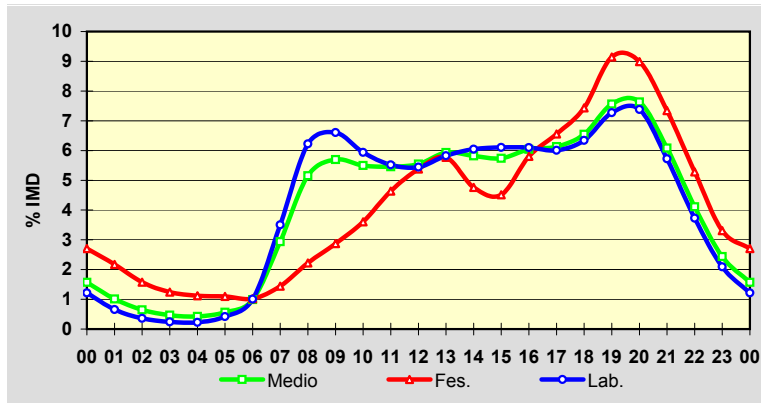
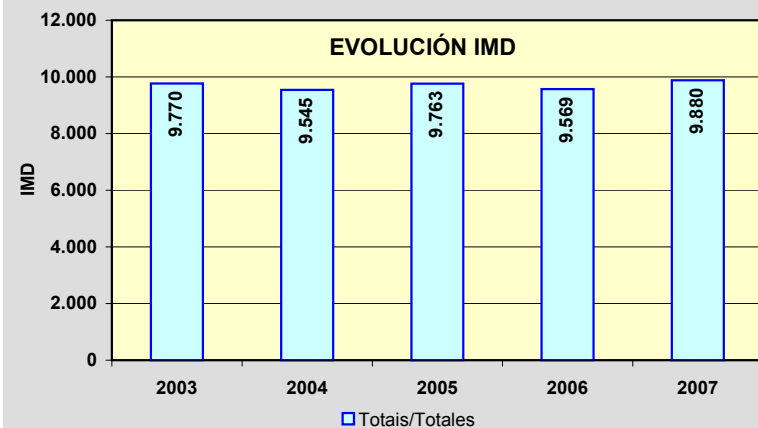
| | I.M.D. | % I.M.D. | % Pes. |
|------|--------|----------|--------|
| I | 9.155 | 92,66 | 5,2 |
| II | 9.317 | 94,30 | 5,5 |
| III | 9.696 | 98,14 | 5,1 |
| IV | 9.804 | 99,23 | 5,1 |
| V | 10.095 | 102,18 | 5,5 |
| VI | 10.253 | 103,78 | 5,0 |
| VII | 10.077 | 101,99 | 4,9 |
| VIII | 11.056 | 111,90 | 4,7 |
| IX | 10.323 | 104,48 | 5,2 |
| X | 9.662 | 97,79 | 4,9 |
| XI | 9.438 | 95,53 | 5,5 |
| XII | 9.639 | 97,56 | 4,5 |

**Semana Media**

| | I.M.D. | % I.M.D. | % Pes. |
|-------|--------|----------|--------|
| Lu | 10.110 | 102,33 | 6,1 |
| Ma | 9.922 | 100,43 | 6,0 |
| Me/Mi | 9.985 | 101,06 | 6,5 |
| Xo/Ju | 10.213 | 103,37 | 6,4 |
| Ve/Vi | 10.862 | 109,94 | 6,0 |
| Sa | 9.320 | 94,33 | 2,5 |
| Do | 8.827 | 89,34 | 1,3 |
| Lab | 10.217 | 103,41 | 6,2 |
| Fes | 9.013 | 91,22 | 2,2 |

**Día Medio**

| | Lab. | Fes. | Medio |
|----|---------------|--------------|--------------|
| 00 | 124 | 244 | 155 |
| 01 | 67 | 196 | 100 |
| 02 | 37 | 142 | 64 |
| 03 | 25 | 112 | 46 |
| 04 | 23 | 101 | 42 |
| 05 | 43 | 99 | 56 |
| 06 | 103 | 92 | 98 |
| 07 | 358 | 130 | 290 |
| 08 | 636 | 200 | 509 |
| 09 | 675 | 259 | 563 |
| 10 | 607 | 325 | 543 |
| 11 | 564 | 418 | 539 |
| 12 | 556 | 485 | 548 |
| 13 | 595 | 520 | 586 |
| 14 | 618 | 429 | 575 |
| 15 | 624 | 407 | 567 |
| 16 | 623 | 523 | 597 |
| 17 | 614 | 591 | 606 |
| 18 | 648 | 670 | 647 |
| 19 | 743 | 824 | 747 |
| 20 | 754 | 810 | 754 |
| 21 | 585 | 662 | 601 |
| 22 | 381 | 476 | 406 |
| 23 | 214 | 298 | 241 |
| | 10.217 | 9.013 | 9.880 |

**EVOLUCIÓN IMD**

Estación: **OU-540(16)**Tipo: **COM**

MEMORIA DE AFOROS 2007

Anterior: **N-540(16)**Rede/Red: **PB**

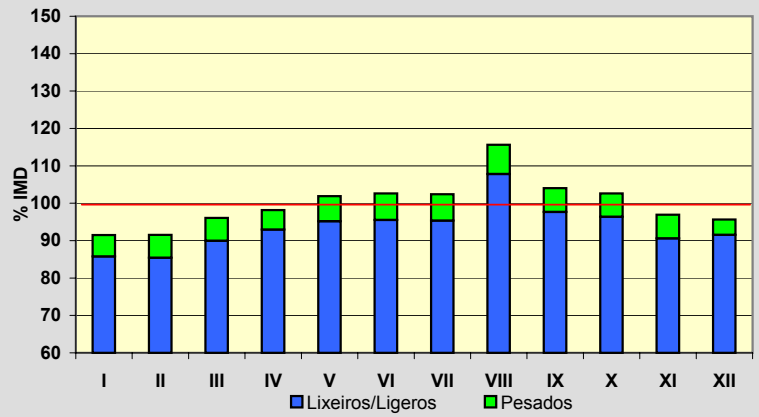
Nome/Nombre:

ManchicaIMD: **6.883** I₃₀: **713**

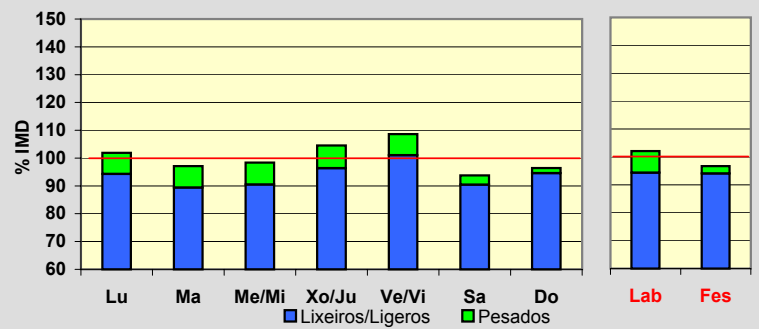
Treito/Tramo:

Manchica (Estda. Dep.) - Celanova (OU-531)% Pes.: **6,3** I₁₅₀: **611****Variación Mensual**

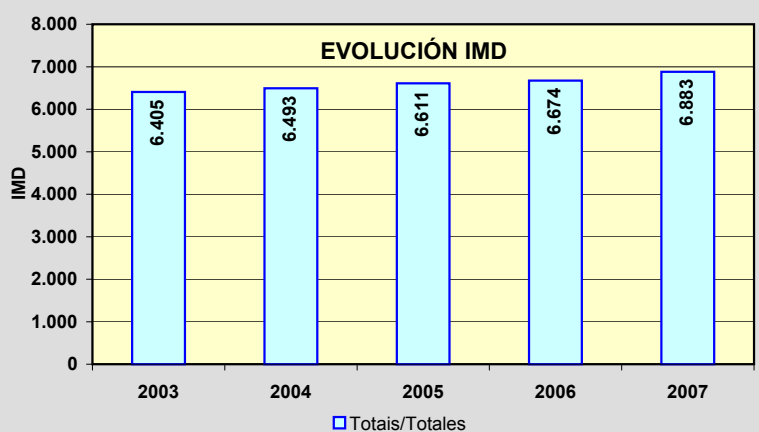
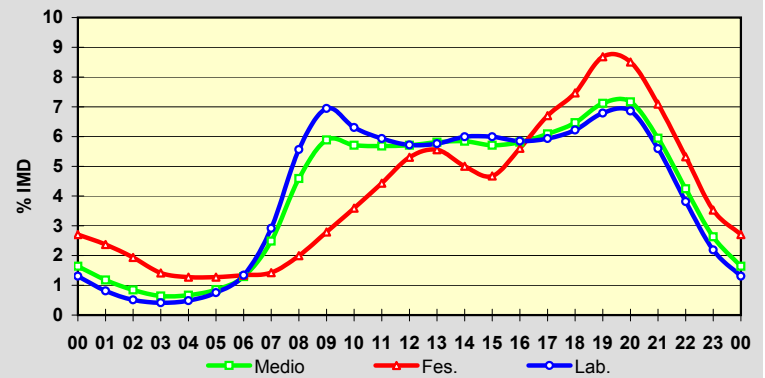
| | I.M.D. | % I.M.D. | % Pes. |
|------|--------|----------|--------|
| I | 6.299 | 91,52 | 6,3 |
| II | 6.302 | 91,56 | 6,7 |
| III | 6.614 | 96,09 | 6,4 |
| IV | 6.757 | 98,17 | 5,3 |
| V | 7.015 | 101,92 | 6,6 |
| VI | 7.063 | 102,62 | 6,9 |
| VII | 7.050 | 102,43 | 6,9 |
| VIII | 7.960 | 115,65 | 6,8 |
| IX | 7.160 | 104,02 | 6,1 |
| X | 7.065 | 102,64 | 6,1 |
| XI | 6.671 | 96,92 | 6,5 |
| XII | 6.584 | 95,66 | 4,3 |

**Semana Media**

| | I.M.D. | % I.M.D. | % Pes. |
|-------|--------|----------|--------|
| Lu | 7.015 | 101,92 | 7,5 |
| Ma | 6.683 | 97,09 | 7,9 |
| Me/Mi | 6.771 | 98,37 | 8,0 |
| Xo/Ju | 7.196 | 104,55 | 7,8 |
| Ve/Vi | 7.477 | 108,63 | 7,0 |
| Sa | 6.456 | 93,80 | 3,6 |
| Do | 6.637 | 96,43 | 1,9 |
| Lab | 7.027 | 102,09 | 7,6 |
| Fes | 6.656 | 96,70 | 2,7 |

**Día Medio**

| | Lab. | Fes. | Medio |
|----|--------------|--------------|--------------|
| 00 | 92 | 180 | 113 |
| 01 | 57 | 158 | 81 |
| 02 | 36 | 129 | 58 |
| 03 | 29 | 94 | 44 |
| 04 | 34 | 85 | 46 |
| 05 | 53 | 85 | 59 |
| 06 | 94 | 89 | 89 |
| 07 | 205 | 95 | 171 |
| 08 | 391 | 133 | 316 |
| 09 | 488 | 186 | 405 |
| 10 | 443 | 239 | 393 |
| 11 | 417 | 295 | 391 |
| 12 | 402 | 353 | 393 |
| 13 | 405 | 370 | 400 |
| 14 | 421 | 333 | 402 |
| 15 | 421 | 311 | 393 |
| 16 | 411 | 373 | 400 |
| 17 | 417 | 446 | 419 |
| 18 | 437 | 497 | 445 |
| 19 | 477 | 578 | 490 |
| 20 | 482 | 566 | 493 |
| 21 | 393 | 472 | 409 |
| 22 | 268 | 354 | 292 |
| 23 | 154 | 235 | 181 |
| | 7.027 | 6.656 | 6.883 |

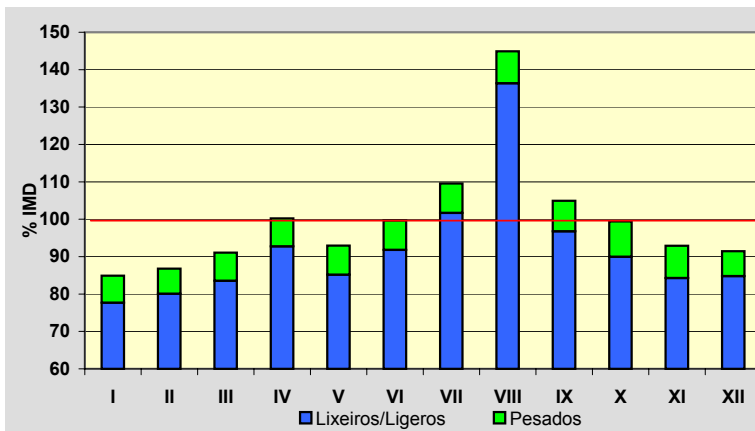


Estación: **OU-540(39)**Tipo: **COM**

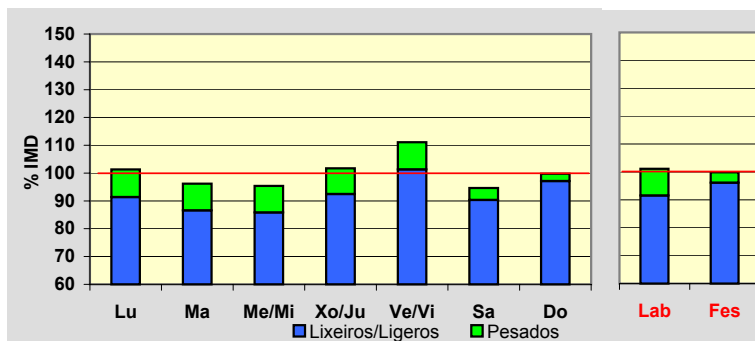
MEMORIA DE AFOROS 2007

Anterior: **N-540(39)**Rede/Red: **PB**Nome/Nombre: **Bande (OU-540)**IMD: **2.827** I₃₀: **367**Treito/Tramo: **Celanova (OU-531) - Bande (OU-301)**% Pes.: **7,8** I₁₅₀: **295****Variación Mensual**

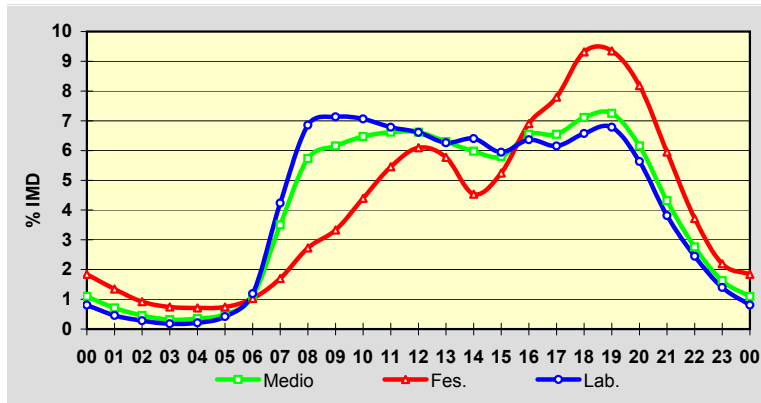
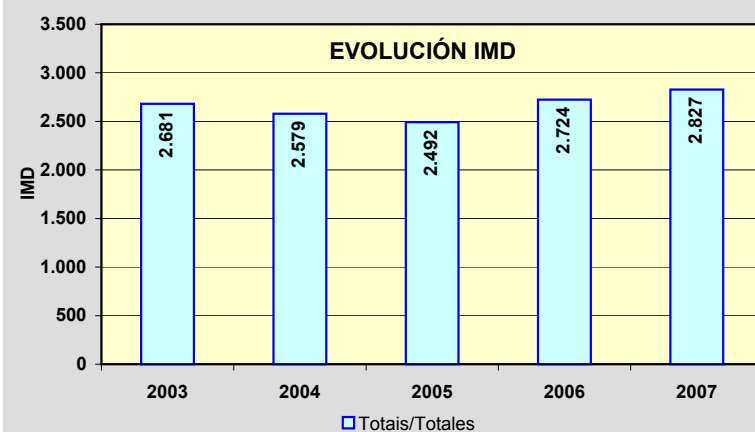
| | I.M.D. | % I.M.D. | % Pes. |
|------|--------|----------|--------|
| I | 2.400 | 84,90 | 8,5 |
| II | 2.453 | 86,77 | 7,7 |
| III | 2.575 | 91,09 | 8,3 |
| IV | 2.834 | 100,25 | 7,5 |
| V | 2.628 | 92,96 | 8,4 |
| VI | 2.818 | 99,68 | 7,9 |
| VII | 3.097 | 109,55 | 7,2 |
| VIII | 4.096 | 144,89 | 5,9 |
| IX | 2.967 | 104,95 | 7,8 |
| X | 2.810 | 99,40 | 9,5 |
| XI | 2.626 | 92,89 | 9,3 |
| XII | 2.585 | 91,44 | 7,3 |

**Semana Media**

| | I.M.D. | % I.M.D. | % Pes. |
|-------|--------|----------|--------|
| Lu | 2.864 | 101,31 | 9,8 |
| Ma | 2.720 | 96,22 | 10,0 |
| Me/Mi | 2.696 | 95,37 | 10,0 |
| Xo/Ju | 2.875 | 101,70 | 9,1 |
| Ve/Vi | 3.140 | 111,07 | 8,8 |
| Sa | 2.676 | 94,66 | 4,6 |
| Do | 2.821 | 99,79 | 2,7 |
| Lab | 2.859 | 101,13 | 9,5 |
| Fes | 2.823 | 99,86 | 3,7 |

**Día Medio**

| | Lab. | Fes. | Medio |
|----|--------------|--------------|--------------|
| 00 | 23 | 52 | 31 |
| 01 | 13 | 38 | 20 |
| 02 | 8 | 26 | 13 |
| 03 | 5 | 21 | 9 |
| 04 | 6 | 20 | 10 |
| 05 | 12 | 21 | 14 |
| 06 | 34 | 29 | 31 |
| 07 | 121 | 48 | 99 |
| 08 | 196 | 77 | 162 |
| 09 | 204 | 94 | 174 |
| 10 | 202 | 124 | 183 |
| 11 | 194 | 154 | 187 |
| 12 | 189 | 172 | 187 |
| 13 | 179 | 163 | 178 |
| 14 | 183 | 128 | 169 |
| 15 | 170 | 148 | 164 |
| 16 | 182 | 195 | 185 |
| 17 | 176 | 220 | 185 |
| 18 | 188 | 263 | 201 |
| 19 | 194 | 264 | 205 |
| 20 | 161 | 231 | 174 |
| 21 | 109 | 168 | 122 |
| 22 | 70 | 105 | 78 |
| 23 | 40 | 62 | 46 |
| | 2.859 | 2.823 | 2.827 |

**EVOLUCIÓN IMD**

Estación: **OU-636(18)**Tipo: **COM**

MEMORIA DE AFOROS 2007

Anterior:

Rede/Red: **PC**

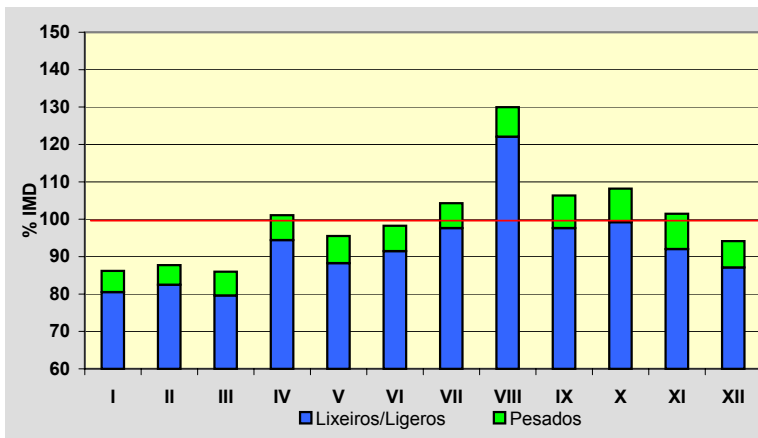
Nome/Nombre:

Freixido (OU-636)IMD: **1.027** I₃₀: **128**

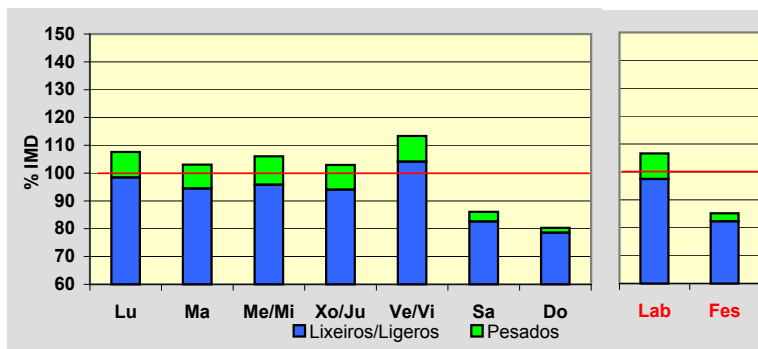
Treito/Tramo:

A Pobra de Tribes - Freixido% Pes.: **7,3** I₁₅₀: **107****Variación Mensual**

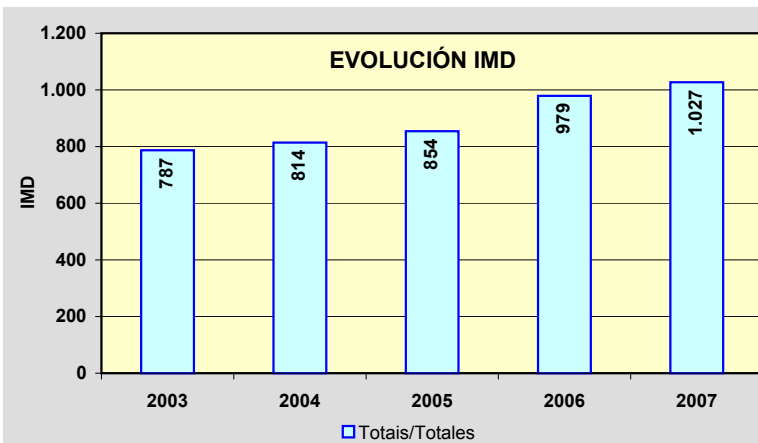
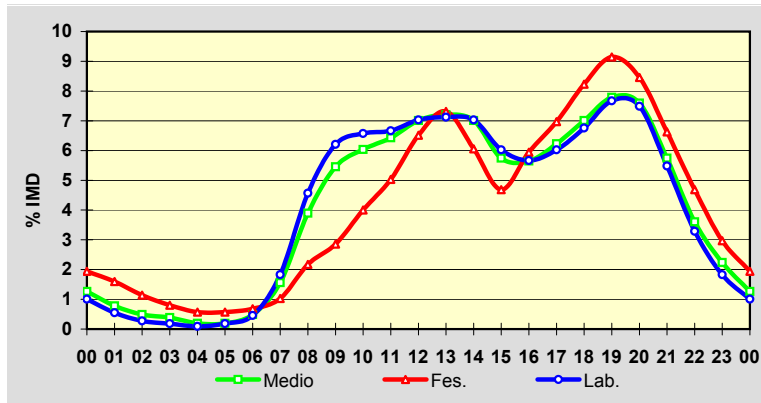
| | I.M.D. | % I.M.D. | % Pes. |
|------|--------|----------|--------|
| I | 885 | 86,17 | 6,6 |
| II | 901 | 87,73 | 6,0 |
| III | 883 | 85,98 | 7,4 |
| IV | 1.038 | 101,07 | 6,6 |
| V | 981 | 95,52 | 7,6 |
| VI | 1.009 | 98,25 | 6,9 |
| VII | 1.071 | 104,28 | 6,4 |
| VIII | 1.335 | 129,99 | 6,1 |
| IX | 1.092 | 106,33 | 8,2 |
| X | 1.111 | 108,18 | 8,3 |
| XI | 1.042 | 101,46 | 9,3 |
| XII | 967 | 94,16 | 7,5 |

**Semana Media**

| | I.M.D. | % I.M.D. | % Pes. |
|-------|--------|----------|--------|
| Lu | 1.105 | 107,59 | 8,5 |
| Ma | 1.058 | 103,02 | 8,3 |
| Me/Mi | 1.089 | 106,04 | 9,6 |
| Xo/Ju | 1.057 | 102,92 | 8,6 |
| Ve/Vi | 1.164 | 113,34 | 8,1 |
| Sa | 884 | 86,08 | 4,0 |
| Do | 825 | 80,33 | 2,2 |
| Lab | 1.095 | 106,62 | 8,6 |
| Fes | 875 | 85,20 | 3,4 |

**Día Medio**

| | Lab. | Fes. | Medio |
|----|--------------|------------|--------------|
| 00 | 11 | 17 | 13 |
| 01 | 6 | 14 | 8 |
| 02 | 3 | 10 | 5 |
| 03 | 2 | 7 | 4 |
| 04 | 1 | 5 | 2 |
| 05 | 2 | 5 | 2 |
| 06 | 5 | 6 | 5 |
| 07 | 20 | 9 | 16 |
| 08 | 50 | 19 | 40 |
| 09 | 68 | 25 | 56 |
| 10 | 72 | 35 | 62 |
| 11 | 73 | 44 | 66 |
| 12 | 77 | 57 | 72 |
| 13 | 78 | 64 | 74 |
| 14 | 77 | 53 | 72 |
| 15 | 66 | 41 | 59 |
| 16 | 62 | 52 | 58 |
| 17 | 66 | 61 | 64 |
| 18 | 74 | 72 | 72 |
| 19 | 84 | 80 | 80 |
| 20 | 82 | 74 | 78 |
| 21 | 60 | 58 | 59 |
| 22 | 36 | 41 | 37 |
| 23 | 20 | 26 | 23 |
| | 1.095 | 875 | 1.027 |



Estación: **OU-801(2)**Tipo: **COM****MEMORIA DE AFOROS 2007**Anterior: **OU-401(53)**Rede/Red: **PB**

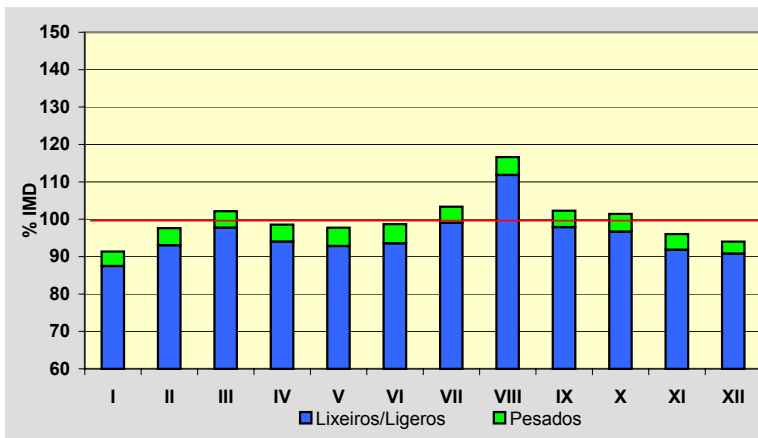
Nome/Nombre:

FrancelosIMD: **836** I₃₀: **110**

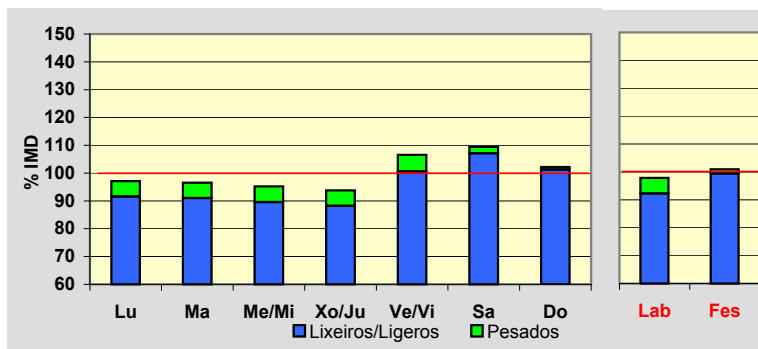
Treito/Tramo:

Ribadavia - Prexigueiro (OU-190)% Pes.: **4,4** I₁₅₀: **85****Variación Mensual**

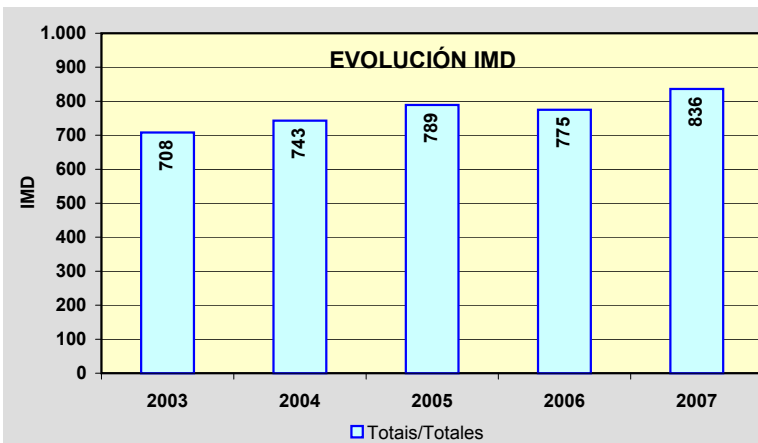
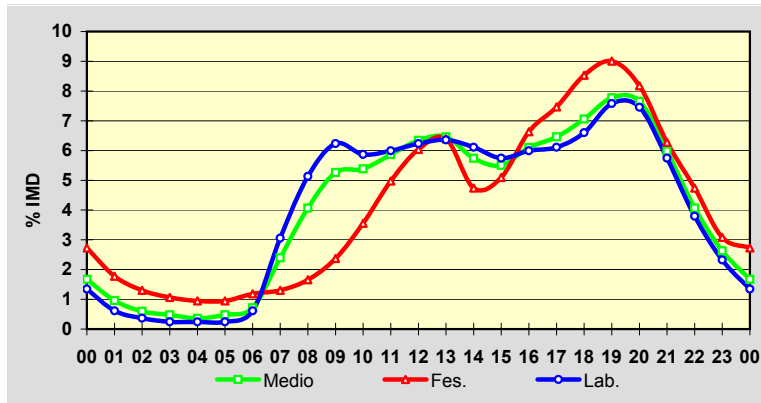
| | I.M.D. | % I.M.D. | % Pes. |
|------|--------|----------|--------|
| I | 764 | 91,39 | 4,3 |
| II | 816 | 97,61 | 4,7 |
| III | 854 | 102,15 | 4,3 |
| IV | 824 | 98,56 | 4,6 |
| V | 817 | 97,73 | 5,0 |
| VI | 825 | 98,68 | 5,2 |
| VII | 864 | 103,35 | 4,2 |
| VIII | 975 | 116,63 | 4,1 |
| IX | 855 | 102,27 | 4,3 |
| X | 848 | 101,44 | 4,7 |
| XI | 803 | 96,05 | 4,4 |
| XII | 786 | 94,02 | 3,4 |

**Semana Media**

| | I.M.D. | % I.M.D. | % Pes. |
|-------|--------|----------|--------|
| Lu | 812 | 97,13 | 5,7 |
| Ma | 807 | 96,53 | 5,7 |
| Me/Mi | 796 | 95,22 | 5,9 |
| Xo/Ju | 784 | 93,78 | 5,9 |
| Ve/Vi | 891 | 106,58 | 5,6 |
| Sa | 915 | 109,45 | 2,1 |
| Do | 854 | 102,15 | 0,9 |
| Lab | 818 | 97,85 | 5,7 |
| Fes | 844 | 100,96 | 1,5 |

**Día Medio**

| | Lab. | Fes. | Medio |
|----|------------|------------|------------|
| 00 | 11 | 23 | 14 |
| 01 | 5 | 15 | 8 |
| 02 | 3 | 11 | 5 |
| 03 | 2 | 9 | 4 |
| 04 | 2 | 8 | 3 |
| 05 | 2 | 8 | 4 |
| 06 | 5 | 10 | 6 |
| 07 | 25 | 11 | 20 |
| 08 | 42 | 14 | 34 |
| 09 | 51 | 20 | 44 |
| 10 | 48 | 30 | 45 |
| 11 | 49 | 42 | 49 |
| 12 | 51 | 51 | 53 |
| 13 | 52 | 54 | 54 |
| 14 | 50 | 40 | 48 |
| 15 | 47 | 43 | 46 |
| 16 | 49 | 56 | 51 |
| 17 | 50 | 63 | 54 |
| 18 | 54 | 72 | 59 |
| 19 | 62 | 76 | 65 |
| 20 | 61 | 69 | 64 |
| 21 | 47 | 53 | 50 |
| 22 | 31 | 40 | 34 |
| 23 | 19 | 26 | 22 |
| | 818 | 844 | 836 |



Estación: **OU-801(16)**Tipo: **PER****MEMORIA DE AFOROS 2007**Anterior: **OU-410(1)**Rede/Red: **PB**

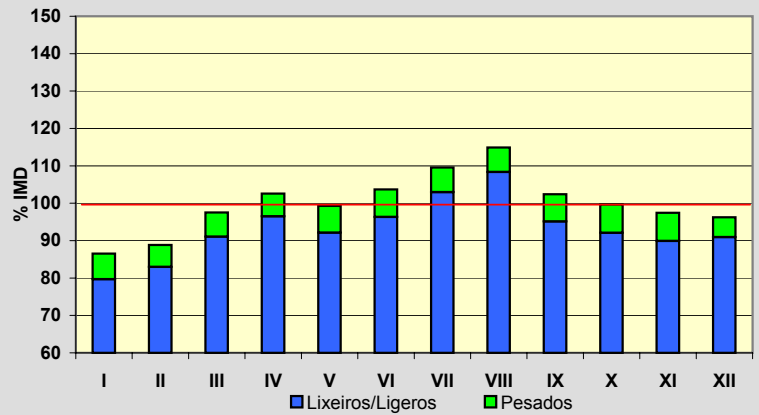
Nome/Nombre:

CortegadaIMD: **1.246** I₃₀: **136**

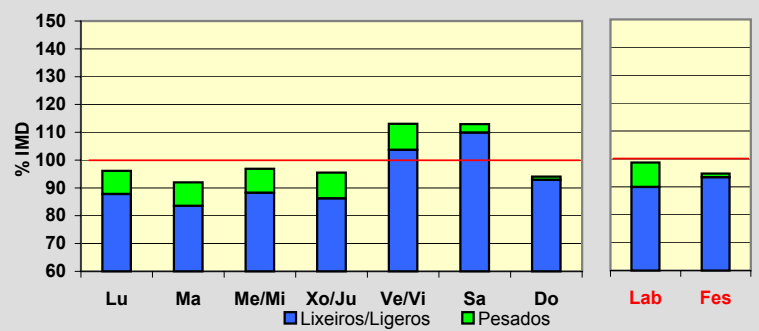
Treito/Tramo:

Cortegada (OU-402) - Pte. Barxas (OU-411)% Pes.: **6,7** I₁₅₀: **119****Variación Mensual**

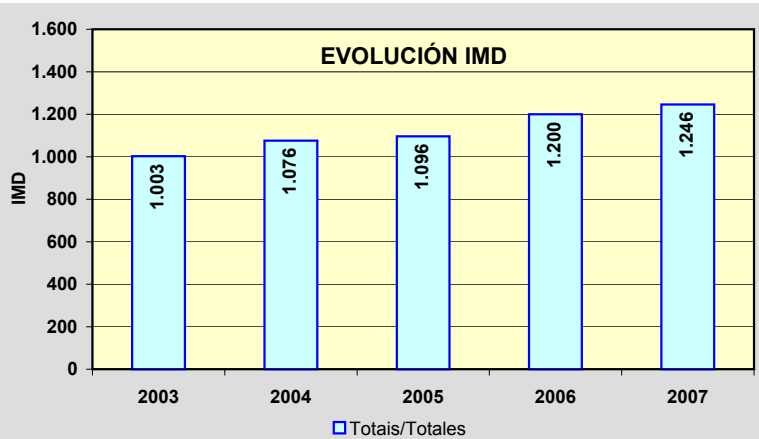
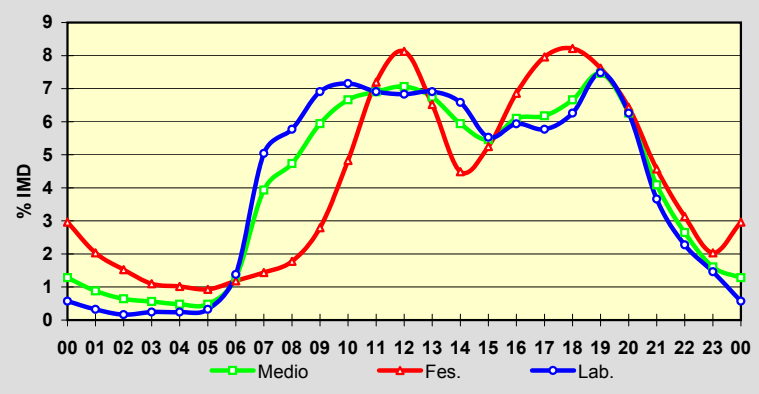
| | I.M.D. | % I.M.D. | % Pes. |
|------|--------|----------|--------|
| I | 1.078 | 86,52 | 7,9 |
| II | 1.107 | 88,84 | 6,6 |
| III | 1.215 | 97,51 | 6,6 |
| IV | 1.278 | 102,57 | 5,9 |
| V | 1.237 | 99,28 | 7,2 |
| VI | 1.292 | 103,69 | 7,1 |
| VII | 1.365 | 109,55 | 6,0 |
| VIII | 1.432 | 114,93 | 5,7 |
| IX | 1.276 | 102,41 | 7,1 |
| X | 1.242 | 99,68 | 7,6 |
| XI | 1.214 | 97,43 | 7,7 |
| XII | 1.199 | 96,23 | 5,5 |

**Semana Media**

| | I.M.D. | % I.M.D. | % Pes. |
|-------|--------|----------|--------|
| Lu | 1.198 | 96,15 | 8,7 |
| Ma | 1.146 | 91,97 | 9,2 |
| Me/Mi | 1.207 | 96,87 | 8,9 |
| Xo/Ju | 1.190 | 95,51 | 9,7 |
| Ve/Vi | 1.409 | 113,08 | 8,3 |
| Sa | 1.407 | 112,92 | 2,7 |
| Do | 1.172 | 94,06 | 1,2 |
| Lab | 1.230 | 98,72 | 8,9 |
| Fes | 1.181 | 94,78 | 1,4 |

**Día Medio**

| | Lab. | Fes. | Medio |
|----|--------------|--------------|--------------|
| 00 | 7 | 35 | 16 |
| 01 | 4 | 24 | 11 |
| 02 | 2 | 18 | 8 |
| 03 | 3 | 13 | 7 |
| 04 | 3 | 12 | 6 |
| 05 | 4 | 11 | 6 |
| 06 | 17 | 14 | 16 |
| 07 | 62 | 17 | 49 |
| 08 | 71 | 21 | 59 |
| 09 | 85 | 33 | 74 |
| 10 | 88 | 57 | 83 |
| 11 | 85 | 85 | 86 |
| 12 | 84 | 96 | 88 |
| 13 | 85 | 77 | 84 |
| 14 | 81 | 53 | 74 |
| 15 | 68 | 62 | 68 |
| 16 | 73 | 81 | 76 |
| 17 | 71 | 94 | 77 |
| 18 | 77 | 97 | 83 |
| 19 | 92 | 90 | 93 |
| 20 | 77 | 76 | 78 |
| 21 | 45 | 54 | 51 |
| 22 | 28 | 37 | 33 |
| 23 | 18 | 24 | 20 |
| | 1.230 | 1.181 | 1.246 |



PROVINCIA DE PONTEVEDRA

2007

| Código Estación | Tipo | Cuadríc. | | Nome / Nombre | Treito / Tramo | Rede Red | IMD | %Pes |
|--------------------|------|----------|---|-----------------------|--|-------------|--------|------|
| | | X | Y | | | | | |
| AG-57(2) | Per | 5 | E | Baiona (AG-57) | Valmiñor (PO-552) - Enl. de Sabaris | VAC | 2.129 | 3,7 |
| AG-57(19) | Com | 6 | E | Puxeiros | Enl. de Vincios - Enl. VG-20 | VAC | 12.714 | 5,1 |
| CG-4.1(0) | Com | 6 | G | Túnel Domaio (CG-4.1) | Rande (PO-551) - Enl. Domaio (Estda. Dep.) | VAC | 16.885 | 3,9 |
| PO-205(1) | Per | 10 | K | Silleda (PO-205) | Silleda - Vila de Cruces | PC | 3.320 | 8,5 |
| PO-223(6) | Com | 7 | I | Xeve (PO-223) | PO-224 - Campo Lameiro | S | 1.658 | 6,4 |
| PO-233(2) | Com | 7 | H | Ponte Bora (PO-233) | Ponte Bora - Carballedo | S | 2.125 | 4,0 |
| PO-252(12) | Com | 8 | G | Moscoso | Mondariz - Moscoso | S | 667 | 7,3 |
| PO-254(3) | Per | 8 | F | Prado | Ponteareas - Prado | S | 6.612 | 5,3 |
| PO-255(3) | Com | 8 | H | Caritel | Ponte Caldeas - Caritel (PO-241) | PC | 3.118 | 6,4 |
| PO-300(1) | Per | 6 | I | Mosteiro | Nogueira (PO-531) - Ponte Arnelas (PO-301) | PC | 5.861 | 7,8 |
| PO-301(4) | Com | 5 | J | Ponte Arnelas | Ponte Arnelas - Vilagarcía de Arousa | PC | 2.862 | 5,3 |
| PO-307(3) | Per | 5 | I | Illa de Arousa | PO-549 - Illa de Arousa | PC | 8.142 | 4,7 |
| PO-308(1) | Per | 6 | H | Poio | Poio (PO-309) - Poio (VG-4.8) | PC | 20.899 | 3,6 |
| PO-308(5) | Per | 6 | H | Combarro | Poio (VG-4.8) - Samieira (PO-303) | PC | 19.563 | 4,0 |
| PO-308(14) | Per | 5 | H | Sanxenxo | Samieira (PO-303) - Sanxenxo (PO-504) | PC | 14.541 | 3,8 |
| PO-308(21) | Per | 5 | H | Portonovo | Portonovo (PO-364) - A Lanzada (VG-4.1) | PC | 5.778 | 3,7 |
| PO-313(6) | Com | 6 | G | Marín (PO-313) | Enl. VG-4.4 - Enl. CG-4.1 | S | 2.821 | 4,2 |
| PO-315(7) | Com | 5 | G | Menduiña | VG-4.6 - Cangas (PO-551) | PC | 6.220 | 5,2 |
| PO-316(3) | Per | 5 | I | O Grove | A Lanzada - O Grove | PC | 13.420 | 5,3 |
| PO-331(8) | Com | 6 | E | Zamáns | Cela (PO-342) - PO-330 | PC | 5.537 | 9,0 |
| PO-331(16) | Com | 6 | E | Gondomar (Pego Negro) | PO-332 - Gondomar | PC | 9.475 | 5,2 |
| PO-340(3) | Com | 6 | D | Randufe (Tui) | Enl. A-55 - Couso (PO-344) | PC | 2.282 | 6,6 |
| PO-340(18) | Com | 5 | E | Gondomar norte | Gondomar - A Ramallosa (PO-552) | PC | 13.860 | 4,6 |
| PO-344(0) | Com | 6 | C | Forcadela (PO-344) | Forcadela - Tomiño | PC | 5.820 | 7,8 |
| PO-400(1) | Per | 8 | D | Salvaterra | Salvaterra - PO-402 | PC | 1.803 | 6,1 |
| PO-400(17) | Com | 9 | E | Arbo | As Neves (PO-415) - Arbo (PO-415) | PC | 3.052 | 6,0 |
| PO-402(10) | Com | 8 | E | Vilacová | A-52 - Vilasobroso (N-120) | S | 636 | 6,1 |
| PO-403(9) | Com | 8 | E | Ponteareas (PO-403) | A-52 - Ponteareas | PC | 14.206 | 4,6 |
| PO-405(0) | Per | 9 | E | Ponte de Arbo | PO-400 - Portugal | PC | 2.114 | 3,1 |

TIPO: PER (Permanente), SEM (Semipermanente) y COM (Complementaria)

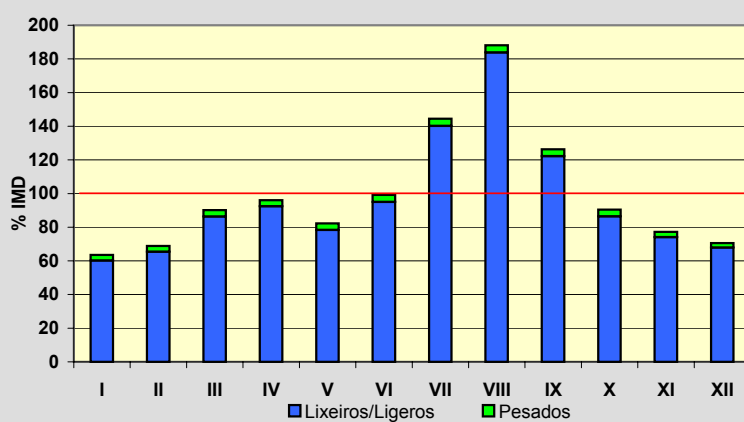
REDE: VAC (Vía alta capacidade), PB (Primaria básica), PC (Primaria complementaria) y S (Secundaria)

Estación: **AG-57(2)**Tipo: **PER**

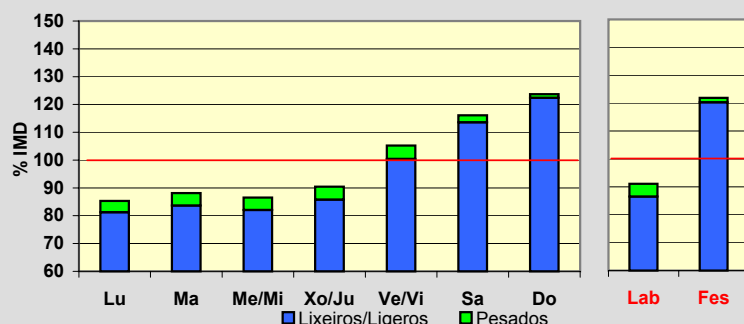
MEMORIA DE AFOROS 2007

Anterior: **A-57(2)**Rede/Red: **VAC**Nome/Nombre: **Baiona (AG-57)**IMD: **2.129** I₃₀: **504**Treito/Tramo: **Valmiñor (PO-552) - Enl. de Sabaris**% Pes.: **3,7** I₁₅₀: **352****Variación Mensual**

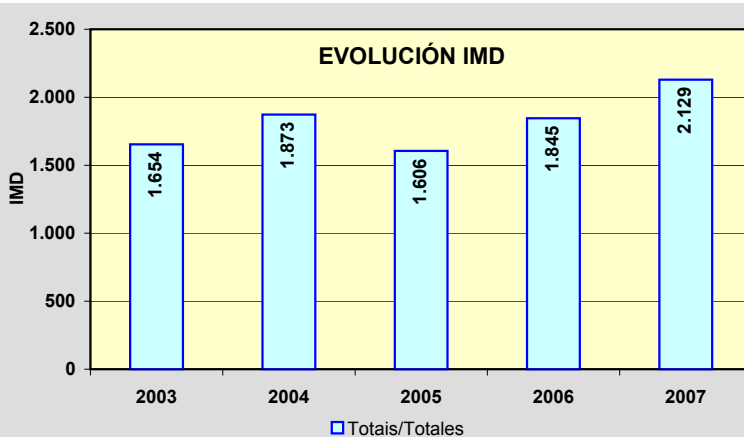
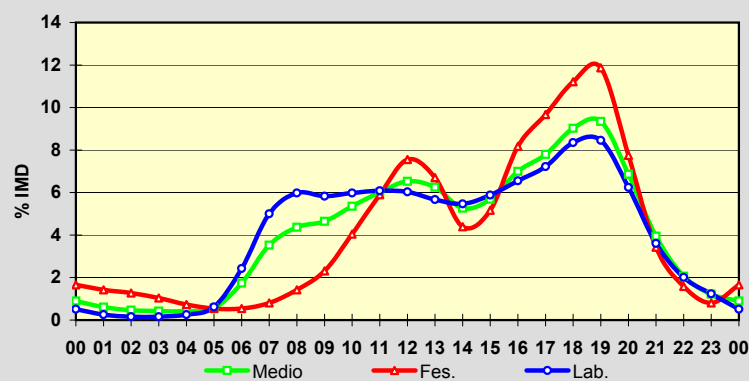
| | I.M.D. | % I.M.D. | % Pes. |
|------|--------|----------|--------|
| I | 1.353 | 63,55 | 5,2 |
| II | 1.465 | 68,81 | 4,9 |
| III | 1.919 | 90,14 | 4,2 |
| IV | 2.044 | 96,01 | 3,7 |
| V | 1.751 | 82,25 | 4,7 |
| VI | 2.112 | 99,20 | 4,2 |
| VII | 3.076 | 144,48 | 3,0 |
| VIII | 4.005 | 188,12 | 2,3 |
| IX | 2.688 | 126,26 | 3,2 |
| X | 1.925 | 90,42 | 4,4 |
| XI | 1.645 | 77,27 | 4,1 |
| XII | 1.502 | 70,55 | 3,7 |

**Semana Media**

| | I.M.D. | % I.M.D. | % Pes. |
|-------|--------|----------|--------|
| Lu | 1.817 | 85,35 | 4,8 |
| Ma | 1.877 | 88,16 | 5,1 |
| Me/Mi | 1.842 | 86,52 | 5,2 |
| Xo/Ju | 1.925 | 90,42 | 5,1 |
| Ve/Vi | 2.240 | 105,21 | 4,6 |
| Sa | 2.472 | 116,11 | 2,2 |
| Do | 2.634 | 123,72 | 1,1 |
| Lab | 1.939 | 91,08 | 5,0 |
| Fes | 2.595 | 121,89 | 1,3 |

**Día Medio**

| | Lab. | Fes. | Medio |
|----|--------------|--------------|--------------|
| 00 | 10 | 43 | 19 |
| 01 | 5 | 37 | 13 |
| 02 | 3 | 33 | 10 |
| 03 | 3 | 27 | 9 |
| 04 | 5 | 19 | 9 |
| 05 | 12 | 14 | 12 |
| 06 | 47 | 14 | 37 |
| 07 | 97 | 21 | 75 |
| 08 | 116 | 37 | 93 |
| 09 | 113 | 60 | 99 |
| 10 | 116 | 105 | 114 |
| 11 | 118 | 153 | 128 |
| 12 | 117 | 196 | 139 |
| 13 | 110 | 174 | 133 |
| 14 | 106 | 114 | 112 |
| 15 | 114 | 134 | 121 |
| 16 | 127 | 212 | 149 |
| 17 | 140 | 251 | 166 |
| 18 | 162 | 291 | 192 |
| 19 | 164 | 308 | 199 |
| 20 | 121 | 201 | 146 |
| 21 | 70 | 89 | 84 |
| 22 | 39 | 41 | 44 |
| 23 | 24 | 21 | 26 |
| | 1.939 | 2.595 | 2.129 |



Estación: **AG-57(19)**Tipo: **COM**

MEMORIA DE AFOROS 2007

Anterior: **A-57(19)**Rede/Red: **VAC**

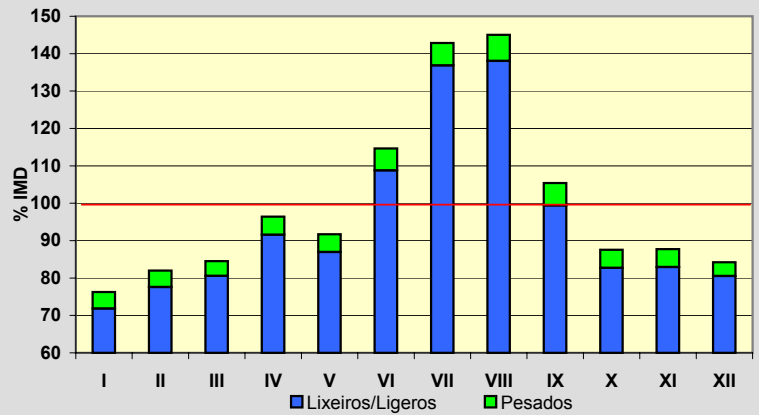
Nome/Nombre:

PuxeirosIMD: **12.714** I₃₀: **1.792**

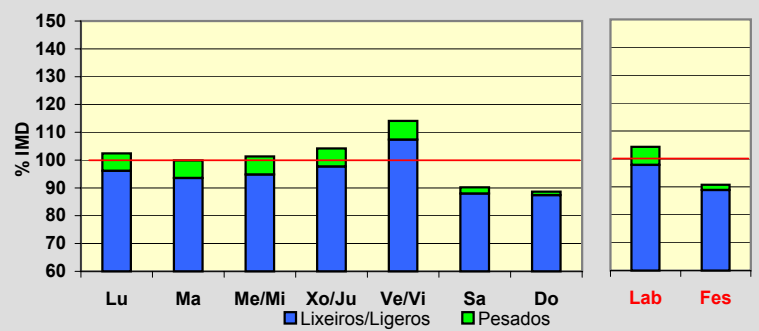
Treito/Tramo:

Enl. de Vincios - Enl. VG-20% Pes.: **5,1** I₁₅₀: **1.447****Variación Mensual**

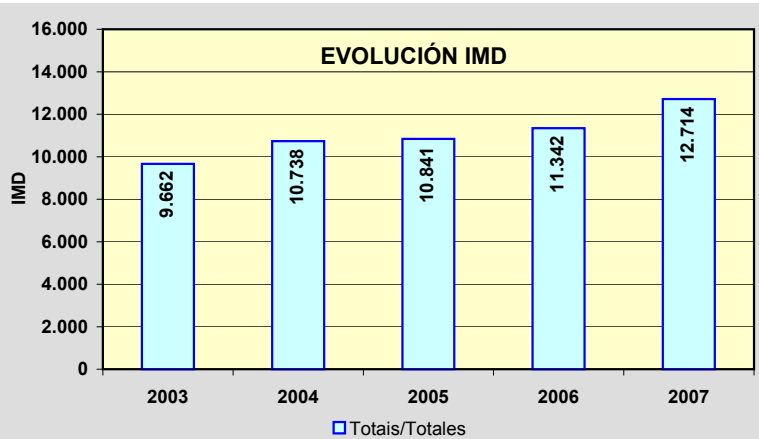
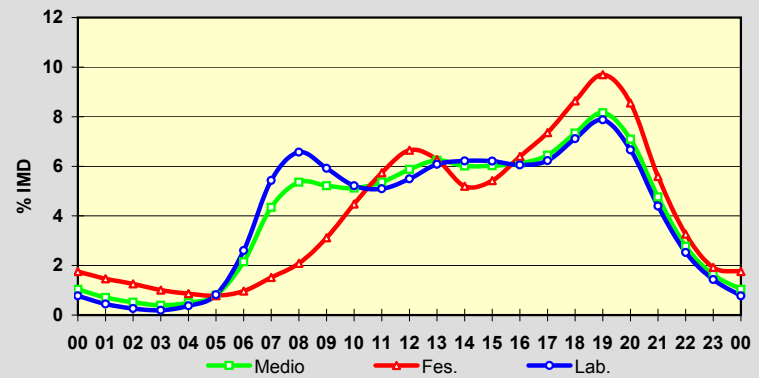
| | I.M.D. | % I.M.D. | % Pes. |
|------|--------|----------|--------|
| I | 9.697 | 76,27 | 5,8 |
| II | 10.427 | 82,01 | 5,4 |
| III | 10.748 | 84,54 | 4,7 |
| IV | 12.259 | 96,42 | 5,0 |
| V | 11.662 | 91,73 | 5,2 |
| VI | 14.574 | 114,63 | 5,1 |
| VII | 18.162 | 142,85 | 4,2 |
| VIII | 18.438 | 145,02 | 4,8 |
| IX | 13.402 | 105,41 | 5,7 |
| X | 11.130 | 87,54 | 5,5 |
| XI | 11.156 | 87,75 | 5,5 |
| XII | 10.710 | 84,24 | 4,4 |

**Semana Media**

| | I.M.D. | % I.M.D. | % Pes. |
|-------|--------|----------|--------|
| Lu | 13.018 | 102,39 | 6,1 |
| Ma | 12.696 | 99,86 | 6,3 |
| Me/Mi | 12.881 | 101,31 | 6,4 |
| Xo/Ju | 13.245 | 104,18 | 6,2 |
| Ve/Vi | 14.507 | 114,10 | 5,9 |
| Sa | 11.472 | 90,23 | 2,5 |
| Do | 11.271 | 88,65 | 1,4 |
| Lab | 13.267 | 104,35 | 6,2 |
| Fes | 11.541 | 90,77 | 2,1 |

**Día Medio**

| | Lab. | Fes. | Medio |
|--------------|---------------|---------------|---------------|
| 00 | 103 | 203 | 132 |
| 01 | 59 | 169 | 90 |
| 02 | 35 | 145 | 66 |
| 03 | 26 | 116 | 50 |
| 04 | 50 | 100 | 63 |
| 05 | 109 | 90 | 102 |
| 06 | 345 | 112 | 273 |
| 07 | 720 | 175 | 552 |
| 08 | 872 | 241 | 681 |
| 09 | 785 | 360 | 663 |
| 10 | 692 | 517 | 651 |
| 11 | 676 | 662 | 682 |
| 12 | 729 | 767 | 747 |
| 13 | 807 | 724 | 794 |
| 14 | 825 | 600 | 764 |
| 15 | 824 | 626 | 766 |
| 16 | 803 | 738 | 779 |
| 17 | 826 | 849 | 820 |
| 18 | 944 | 997 | 933 |
| 19 | 1.045 | 1.119 | 1.037 |
| 20 | 884 | 987 | 902 |
| 21 | 583 | 645 | 606 |
| 22 | 335 | 377 | 353 |
| 23 | 190 | 222 | 208 |
| Total | 13.267 | 11.541 | 12.714 |



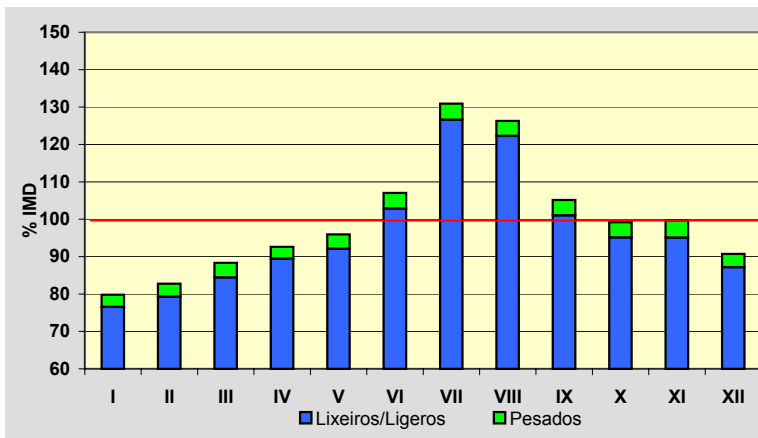
Estación: **CG-4.1(0)**Tipo: **COM**

MEMORIA DE AFOROS 2007

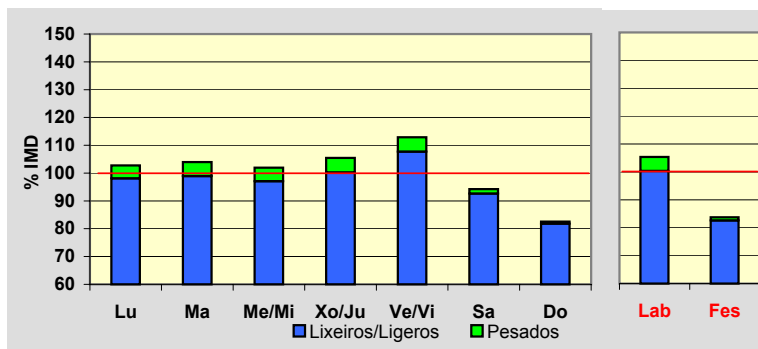
Anterior:

Rede/Red: **VAC**Nome/Nombre: **Túnel Domaio (CG-4.1)**IMD: **16.885** I₃₀: **1.887**Treito/Tramo: **Rande (PO-551) - Enl. Domaio (Estda. Dep.)**% Pes.: **3,9** I₁₅₀: **1.657****Variación Mensual**

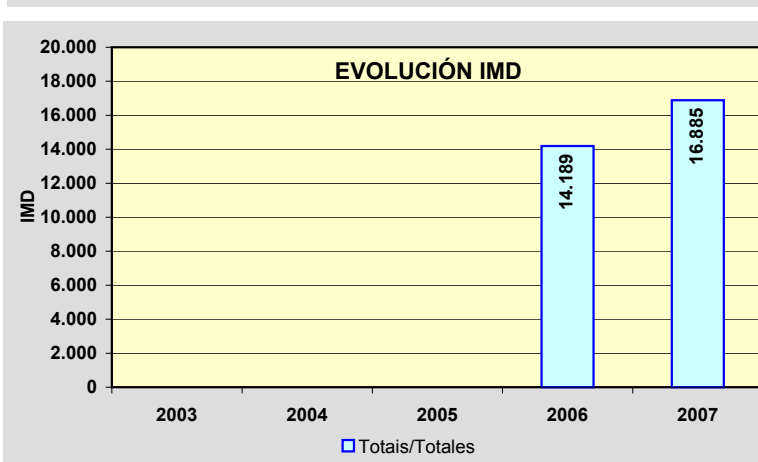
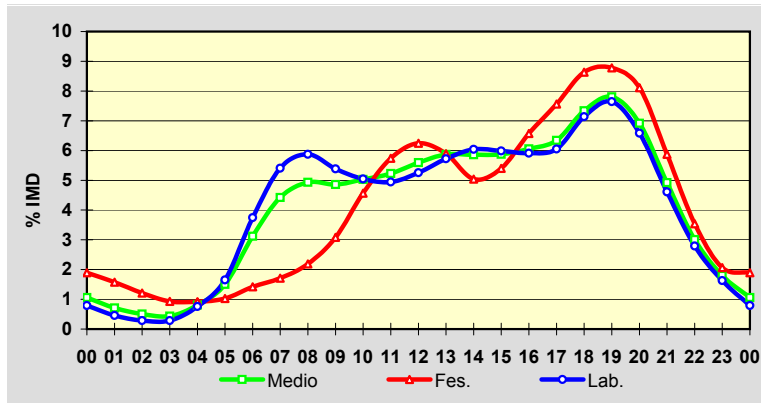
| | I.M.D. | % I.M.D. | % Pes. |
|------|--------|----------|--------|
| I | 13.479 | 79,83 | 4,1 |
| II | 13.976 | 82,77 | 4,2 |
| III | 14.914 | 88,33 | 4,4 |
| IV | 15.640 | 92,63 | 3,4 |
| V | 16.199 | 95,94 | 4,0 |
| VI | 18.076 | 107,05 | 3,9 |
| VII | 22.104 | 130,91 | 3,3 |
| VIII | 21.325 | 126,30 | 3,2 |
| IX | 17.755 | 105,15 | 3,9 |
| X | 16.747 | 99,18 | 4,1 |
| XI | 16.831 | 99,68 | 4,6 |
| XII | 15.318 | 90,72 | 3,9 |

**Semana Media**

| | I.M.D. | % I.M.D. | % Pes. |
|-------|--------|----------|--------|
| Lu | 17.347 | 102,74 | 4,5 |
| Ma | 17.557 | 103,98 | 4,9 |
| Me/Mi | 17.210 | 101,92 | 4,8 |
| Xo/Ju | 17.809 | 105,47 | 5,0 |
| Ve/Vi | 19.061 | 112,89 | 4,6 |
| Sa | 15.909 | 94,22 | 1,7 |
| Do | 13.941 | 82,56 | 0,9 |
| Lab | 17.793 | 105,38 | 4,8 |
| Fes | 14.144 | 83,77 | 1,4 |

**Día Medio**

| | Lab. | Fes. | Medio |
|----|---------------|---------------|---------------|
| 00 | 141 | 268 | 179 |
| 01 | 81 | 223 | 120 |
| 02 | 51 | 171 | 85 |
| 03 | 51 | 132 | 74 |
| 04 | 135 | 130 | 136 |
| 05 | 294 | 145 | 253 |
| 06 | 666 | 201 | 527 |
| 07 | 962 | 242 | 747 |
| 08 | 1.045 | 310 | 833 |
| 09 | 958 | 436 | 820 |
| 10 | 898 | 646 | 849 |
| 11 | 880 | 812 | 883 |
| 12 | 935 | 883 | 945 |
| 13 | 1.018 | 834 | 991 |
| 14 | 1.075 | 713 | 989 |
| 15 | 1.065 | 764 | 992 |
| 16 | 1.052 | 930 | 1.023 |
| 17 | 1.077 | 1.070 | 1.071 |
| 18 | 1.270 | 1.221 | 1.239 |
| 19 | 1.360 | 1.242 | 1.318 |
| 20 | 1.172 | 1.147 | 1.168 |
| 21 | 820 | 831 | 831 |
| 22 | 497 | 501 | 508 |
| 23 | 290 | 292 | 304 |
| | 17.793 | 14.144 | 16.885 |



Estación: **PO-205(1)**Tipo: **PER**

MEMORIA DE AFOROS 2007

Anterior: **N.E.7(1)**Rede/Red: **PC**

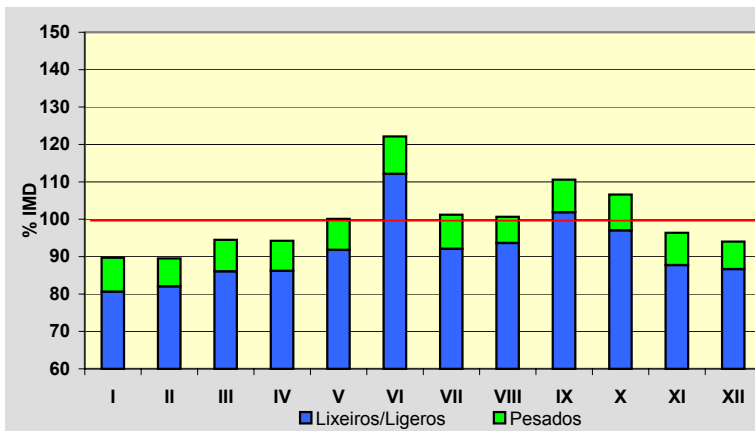
Nome/Nombre:

Silleda (PO-205)IMD: **3.320** I₃₀: **567**

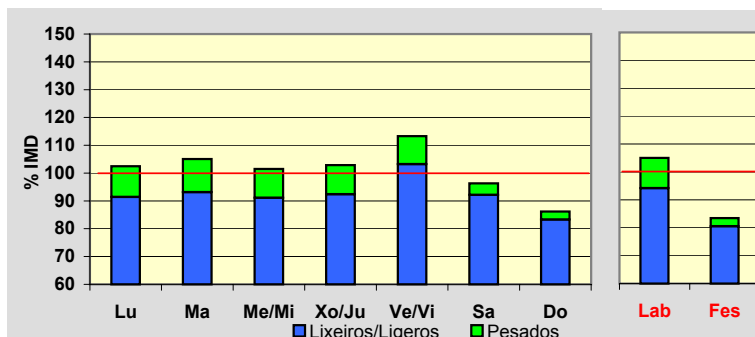
Treito/Tramo:

Silleda - Vila de Cruces% Pes.: **8,5** I₁₅₀: **333****Variación Mensual**

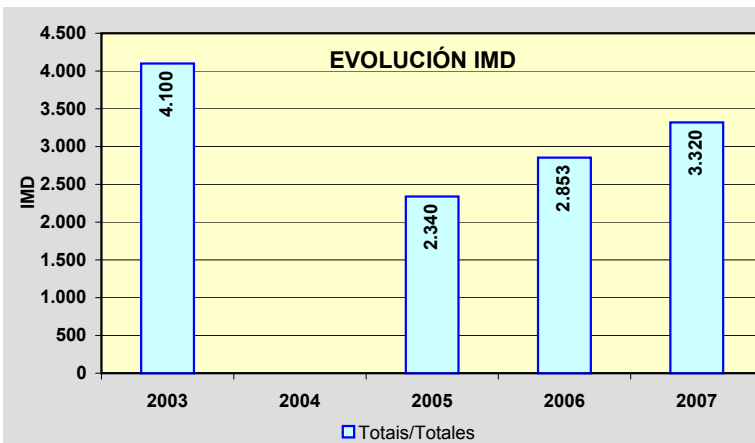
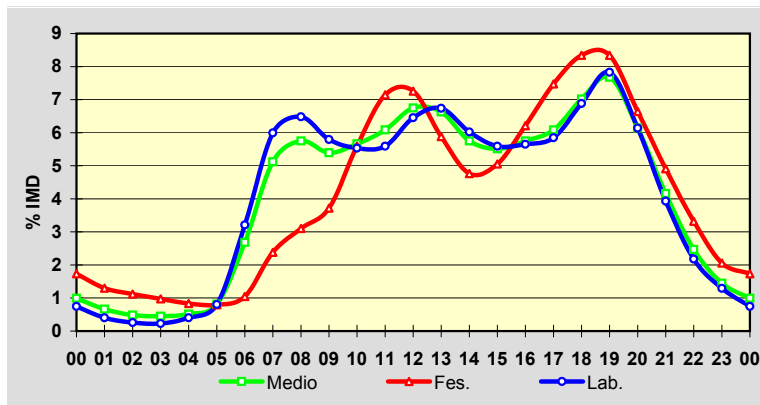
| | I.M.D. | % I.M.D. | % Pes. |
|------|--------|----------|--------|
| I | 2.978 | 89,70 | 10,1 |
| II | 2.973 | 89,55 | 8,4 |
| III | 3.137 | 94,49 | 8,9 |
| IV | 3.128 | 94,22 | 8,5 |
| V | 3.323 | 100,09 | 8,3 |
| VI | 4.055 | 122,14 | 8,2 |
| VII | 3.360 | 101,20 | 9,0 |
| VIII | 3.342 | 100,66 | 7,0 |
| IX | 3.671 | 110,57 | 7,9 |
| X | 3.539 | 106,60 | 9,0 |
| XI | 3.200 | 96,39 | 9,0 |
| XII | 3.121 | 94,01 | 7,8 |

**Semana Media**

| | I.M.D. | % I.M.D. | % Pes. |
|-------|--------|----------|--------|
| Lu | 3.402 | 102,47 | 10,8 |
| Ma | 3.487 | 105,03 | 11,3 |
| Me/Mi | 3.370 | 101,51 | 10,2 |
| Xo/Ju | 3.415 | 102,86 | 10,2 |
| Ve/Vi | 3.761 | 113,28 | 8,9 |
| Sa | 3.198 | 96,33 | 4,3 |
| Do | 2.861 | 86,17 | 3,3 |
| Lab | 3.487 | 105,03 | 10,3 |
| Fes | 2.770 | 83,43 | 3,5 |

**Día Medio**

| | Lab. | Fes. | Medio |
|----|--------------|--------------|--------------|
| 00 | 26 | 48 | 33 |
| 01 | 14 | 36 | 22 |
| 02 | 9 | 31 | 16 |
| 03 | 8 | 27 | 15 |
| 04 | 14 | 23 | 17 |
| 05 | 28 | 22 | 27 |
| 06 | 112 | 29 | 89 |
| 07 | 209 | 66 | 170 |
| 08 | 226 | 86 | 191 |
| 09 | 202 | 103 | 179 |
| 10 | 193 | 155 | 188 |
| 11 | 195 | 198 | 202 |
| 12 | 225 | 201 | 224 |
| 13 | 235 | 163 | 220 |
| 14 | 210 | 132 | 191 |
| 15 | 195 | 140 | 183 |
| 16 | 197 | 172 | 191 |
| 17 | 204 | 207 | 202 |
| 18 | 240 | 231 | 233 |
| 19 | 273 | 231 | 255 |
| 20 | 214 | 184 | 204 |
| 21 | 137 | 136 | 138 |
| 22 | 76 | 92 | 82 |
| 23 | 45 | 57 | 48 |
| | 3.487 | 2.770 | 3.320 |



Estación: **PO-223(6)**Tipo: **COM****MEMORIA DE AFOROS 2007**Anterior: **PO-223(6)**Rede/Red: **S**

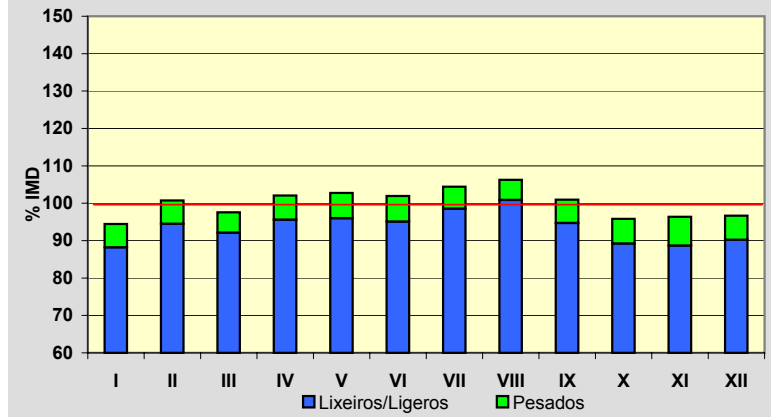
Nome/Nombre:

Xeve (PO-223)IMD: **1.658** I₃₀: **174**

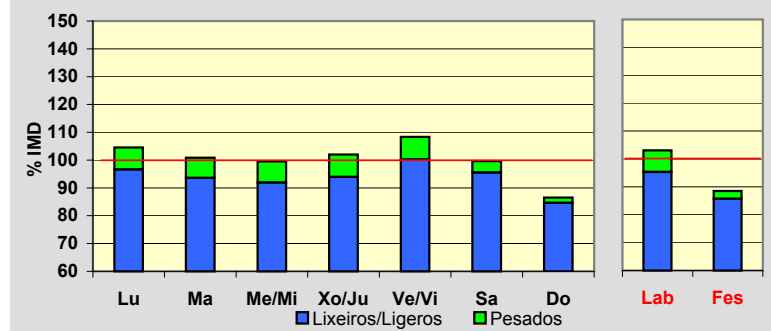
Treito/Tramo:

PO-224 - Campo Lameiro% Pes.: **6,4** I₁₅₀: **154****Variación Mensual**

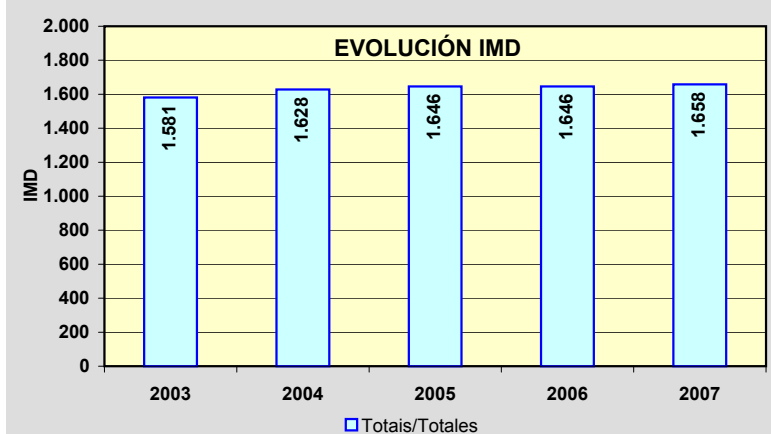
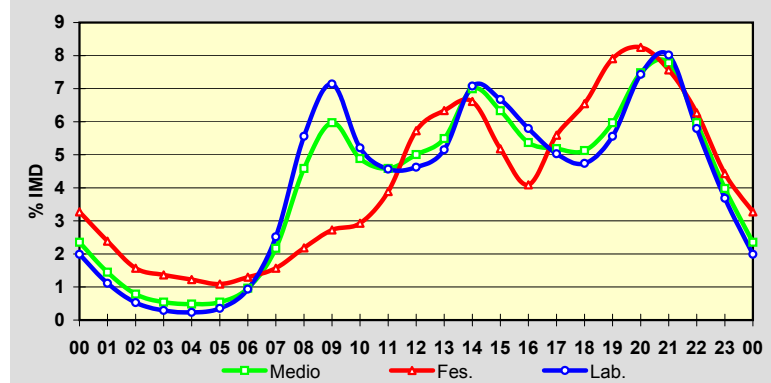
| | I.M.D. | % I.M.D. | % Pes. |
|------|--------|----------|--------|
| I | 1.566 | 94,45 | 6,6 |
| II | 1.670 | 100,72 | 6,2 |
| III | 1.618 | 97,59 | 5,6 |
| IV | 1.692 | 102,05 | 6,3 |
| V | 1.704 | 102,77 | 6,6 |
| VI | 1.690 | 101,93 | 6,7 |
| VII | 1.731 | 104,40 | 5,6 |
| VIII | 1.762 | 106,27 | 5,1 |
| IX | 1.674 | 100,97 | 6,2 |
| X | 1.589 | 95,84 | 6,9 |
| XI | 1.598 | 96,38 | 8,0 |
| XII | 1.603 | 96,68 | 6,7 |

**Semana Media**

| | I.M.D. | % I.M.D. | % Pes. |
|-------|--------|----------|--------|
| Lu | 1.733 | 104,52 | 7,5 |
| Ma | 1.672 | 100,84 | 7,2 |
| Me/Mi | 1.650 | 99,52 | 7,6 |
| Xo/Ju | 1.691 | 101,99 | 7,9 |
| Ve/Vi | 1.796 | 108,32 | 7,5 |
| Sa | 1.652 | 99,64 | 4,1 |
| Do | 1.435 | 86,55 | 2,2 |
| Lab | 1.709 | 103,08 | 7,5 |
| Fes | 1.467 | 88,48 | 3,1 |

**Día Medio**

| | Lab. | Fes. | Medio |
|----|--------------|--------------|--------------|
| 00 | 34 | 48 | 39 |
| 01 | 19 | 35 | 24 |
| 02 | 9 | 23 | 13 |
| 03 | 5 | 20 | 9 |
| 04 | 4 | 18 | 8 |
| 05 | 6 | 16 | 9 |
| 06 | 16 | 19 | 16 |
| 07 | 43 | 23 | 36 |
| 08 | 95 | 32 | 76 |
| 09 | 122 | 40 | 99 |
| 10 | 89 | 43 | 81 |
| 11 | 78 | 57 | 76 |
| 12 | 79 | 84 | 83 |
| 13 | 88 | 93 | 91 |
| 14 | 121 | 97 | 116 |
| 15 | 114 | 76 | 105 |
| 16 | 99 | 60 | 89 |
| 17 | 86 | 82 | 86 |
| 18 | 81 | 96 | 85 |
| 19 | 95 | 116 | 99 |
| 20 | 127 | 121 | 124 |
| 21 | 137 | 111 | 129 |
| 22 | 99 | 92 | 99 |
| 23 | 63 | 65 | 66 |
| | 1.709 | 1.467 | 1.658 |



Estación: **PO-233(2)**Tipo: **COM**

MEMORIA DE AFOROS 2007

Anterior: **PO-233(2)**Rede/Red: **S**

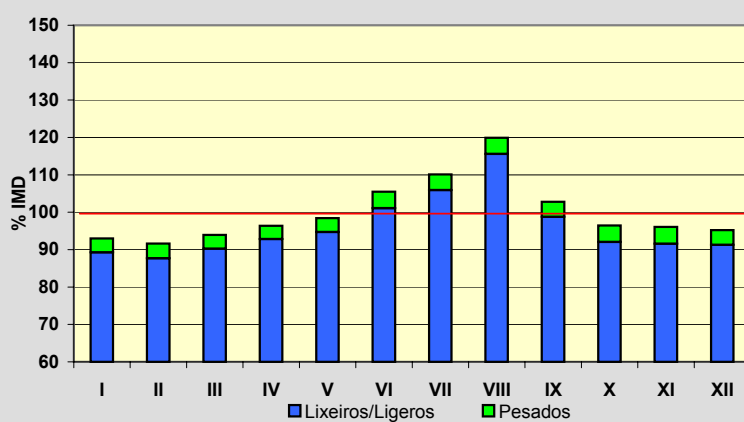
Nome/Nombre:

Ponte Bora (PO-233)IMD: **2.125** I₃₀: **222**

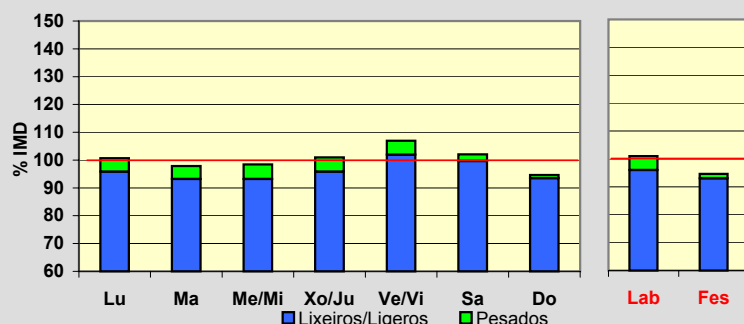
Treito/Tramo:

Ponte Bora - Carballedo% Pes.: **4,0** I₁₅₀: **192****Variación Mensual**

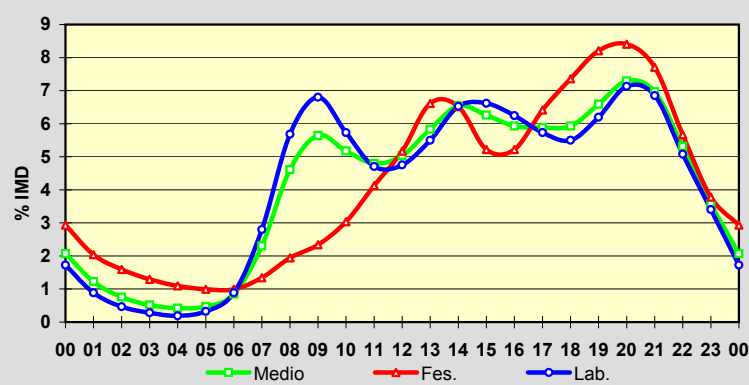
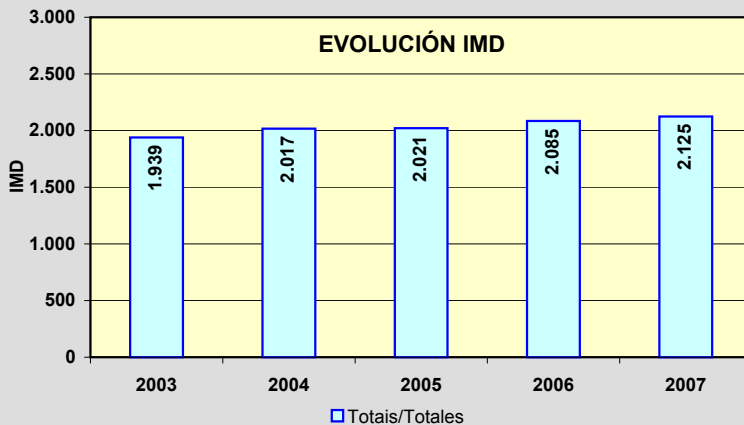
| | I.M.D. | % I.M.D. | % Pes. |
|------|--------|----------|--------|
| I | 1.976 | 92,99 | 4,0 |
| II | 1.947 | 91,62 | 4,3 |
| III | 1.996 | 93,93 | 3,9 |
| IV | 2.048 | 96,38 | 3,7 |
| V | 2.092 | 98,45 | 3,8 |
| VI | 2.242 | 105,51 | 4,2 |
| VII | 2.340 | 110,12 | 3,8 |
| VIII | 2.548 | 119,91 | 3,6 |
| IX | 2.184 | 102,78 | 3,9 |
| X | 2.050 | 96,47 | 4,6 |
| XI | 2.042 | 96,09 | 4,7 |
| XII | 2.023 | 95,20 | 4,1 |

**Semana Media**

| | I.M.D. | % I.M.D. | % Pes. |
|-------|--------|----------|--------|
| Lu | 2.140 | 100,71 | 4,8 |
| Ma | 2.080 | 97,88 | 4,8 |
| Me/Mi | 2.092 | 98,45 | 5,3 |
| Xo/Ju | 2.146 | 100,99 | 5,1 |
| Ve/Vi | 2.273 | 106,96 | 4,7 |
| Sa | 2.169 | 102,07 | 2,4 |
| Do | 2.011 | 94,64 | 1,2 |
| Lab | 2.146 | 100,99 | 4,9 |
| Fes | 2.011 | 94,64 | 1,7 |

**Día Medio**

| | Lab. | Fes. | Medio |
|----|--------------|--------------|--------------|
| 00 | 37 | 59 | 44 |
| 01 | 19 | 41 | 26 |
| 02 | 10 | 32 | 16 |
| 03 | 6 | 26 | 11 |
| 04 | 4 | 22 | 9 |
| 05 | 7 | 20 | 10 |
| 06 | 19 | 20 | 18 |
| 07 | 60 | 27 | 49 |
| 08 | 122 | 39 | 98 |
| 09 | 146 | 47 | 120 |
| 10 | 123 | 61 | 110 |
| 11 | 101 | 83 | 102 |
| 12 | 102 | 104 | 107 |
| 13 | 118 | 133 | 124 |
| 14 | 140 | 131 | 139 |
| 15 | 142 | 105 | 133 |
| 16 | 134 | 105 | 126 |
| 17 | 123 | 129 | 125 |
| 18 | 118 | 148 | 126 |
| 19 | 133 | 165 | 140 |
| 20 | 153 | 169 | 155 |
| 21 | 147 | 155 | 148 |
| 22 | 109 | 114 | 113 |
| 23 | 73 | 76 | 76 |
| | 2.146 | 2.011 | 2.125 |

**EVOLUCIÓN IMD**

Estación: **PO-252(12)**Tipo: **COM****MEMORIA DE AFOROS 2007**Anterior: **PO-252(13)**Rede/Red: **S**

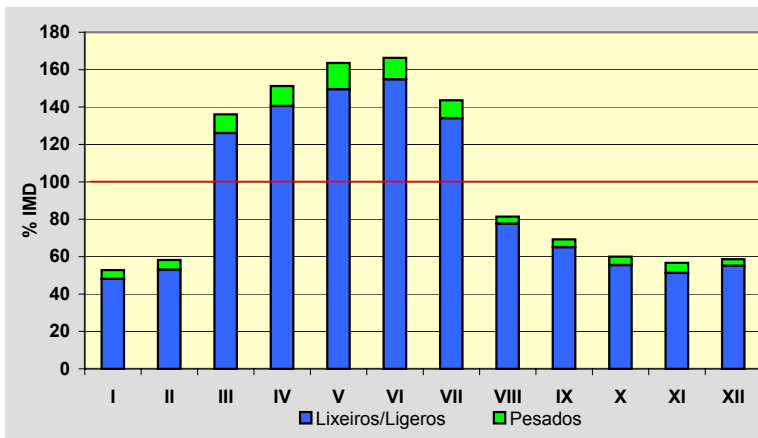
Nome/Nombre:

MoscosoIMD: **667** I₃₀: **133**

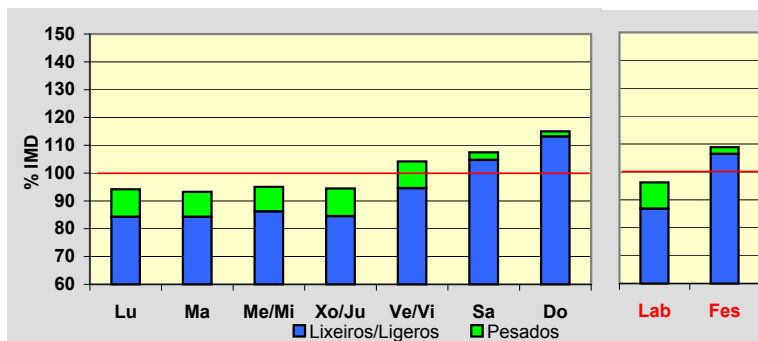
Treito/Tramo:

Mondariz - Moscoso% Pes.: **7,3** I₁₅₀: **97****Variación Mensual**

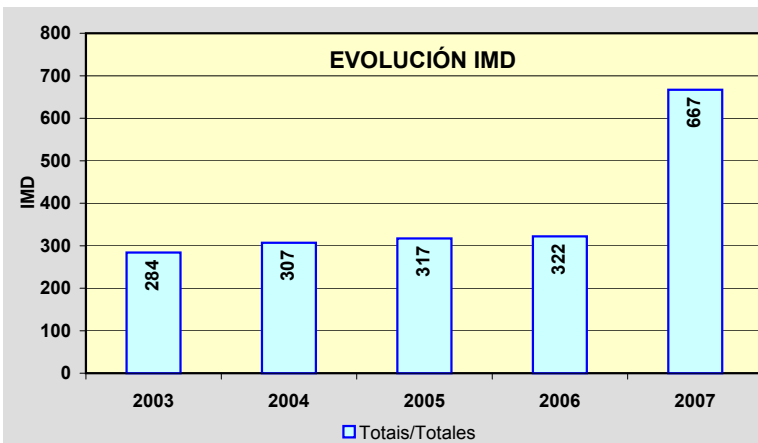
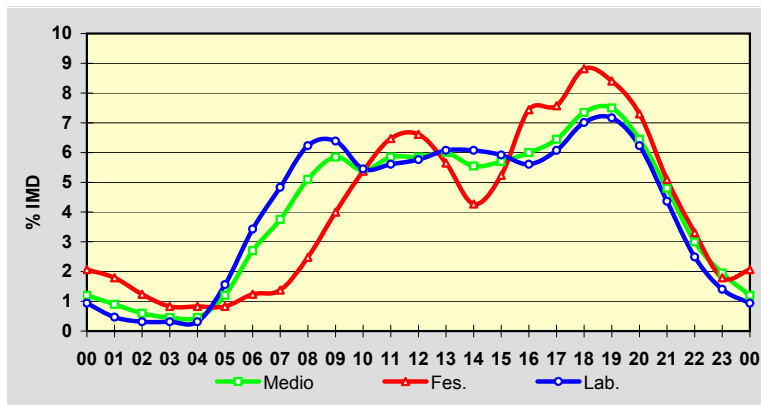
| | I.M.D. | % I.M.D. | % Pes. |
|-------------|--------|----------|--------|
| I | 352 | 52,77 | 8,8 |
| II | 388 | 58,17 | 8,8 |
| III | 908 | 136,13 | 7,4 |
| IV | 1.009 | 151,27 | 7,1 |
| V | 1.091 | 163,57 | 8,6 |
| VI | 1.109 | 166,27 | 6,9 |
| VII | 958 | 143,63 | 6,7 |
| VIII | 543 | 81,41 | 4,6 |
| IX | 462 | 69,27 | 6,1 |
| X | 400 | 59,97 | 7,5 |
| XI | 378 | 56,67 | 9,5 |
| XII | 391 | 58,62 | 5,9 |

**Semana Media**

| | I.M.D. | % I.M.D. | % Pes. |
|-------|--------|----------|--------|
| Lu | 628 | 94,15 | 10,5 |
| Ma | 622 | 93,25 | 9,6 |
| Me/Mi | 634 | 95,05 | 9,3 |
| Xo/Ju | 630 | 94,45 | 10,5 |
| Ve/Vi | 695 | 104,20 | 9,2 |
| Sa | 717 | 107,50 | 2,6 |
| Do | 767 | 114,99 | 1,6 |
| Lab | 642 | 96,25 | 9,8 |
| Fes | 726 | 108,85 | 2,2 |

**Día Medio**

| | Lab. | Fes. | Medio |
|--------------|------------|------------|------------|
| 00 | 6 | 15 | 8 |
| 01 | 3 | 13 | 6 |
| 02 | 2 | 9 | 4 |
| 03 | 2 | 6 | 3 |
| 04 | 2 | 6 | 3 |
| 05 | 10 | 6 | 8 |
| 06 | 22 | 9 | 18 |
| 07 | 31 | 10 | 25 |
| 08 | 40 | 18 | 34 |
| 09 | 41 | 29 | 39 |
| 10 | 35 | 39 | 36 |
| 11 | 36 | 47 | 39 |
| 12 | 37 | 48 | 39 |
| 13 | 39 | 41 | 40 |
| 14 | 39 | 31 | 37 |
| 15 | 38 | 38 | 38 |
| 16 | 36 | 54 | 40 |
| 17 | 39 | 55 | 43 |
| 18 | 45 | 64 | 49 |
| 19 | 46 | 61 | 50 |
| 20 | 40 | 53 | 43 |
| 21 | 28 | 37 | 32 |
| 22 | 16 | 24 | 20 |
| 23 | 9 | 13 | 13 |
| Total | 642 | 726 | 667 |



Estación: **PO-254(3)**Tipo: **PER**

MEMORIA DE AFOROS 2007

Anterior: **PO-254(3)**Rede/Red: **S**

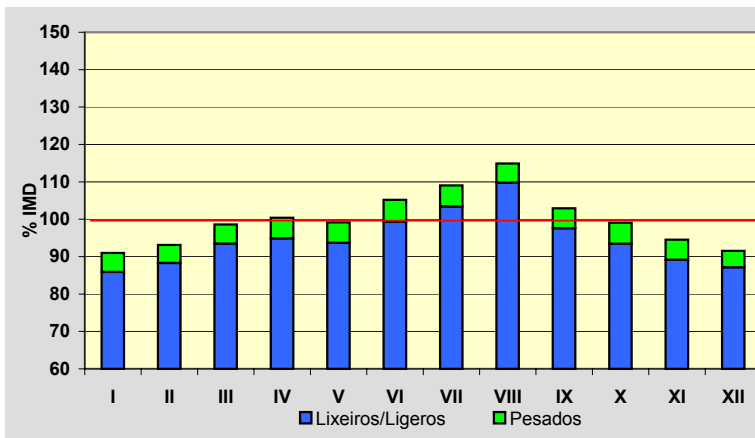
Nome/Nombre:

PradoIMD: **6.612** I₃₀: **627**

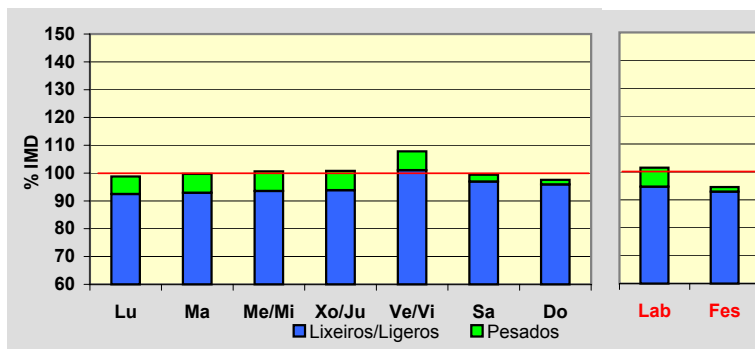
Treito/Tramo:

Pontearreas - Prado% Pes.: **5,3** I₁₅₀: **560****Variación Mensual**

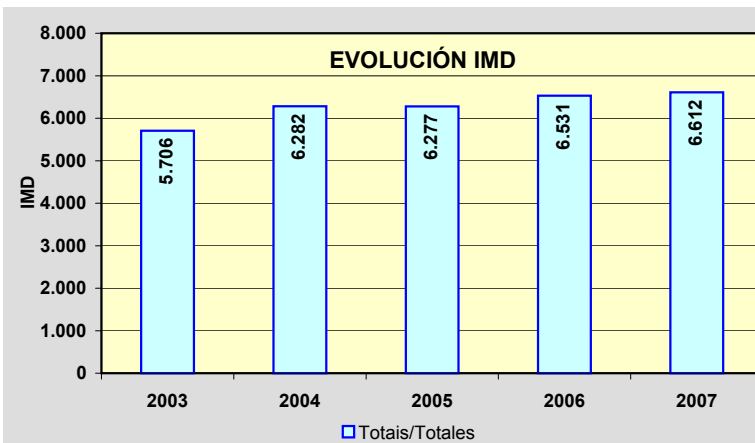
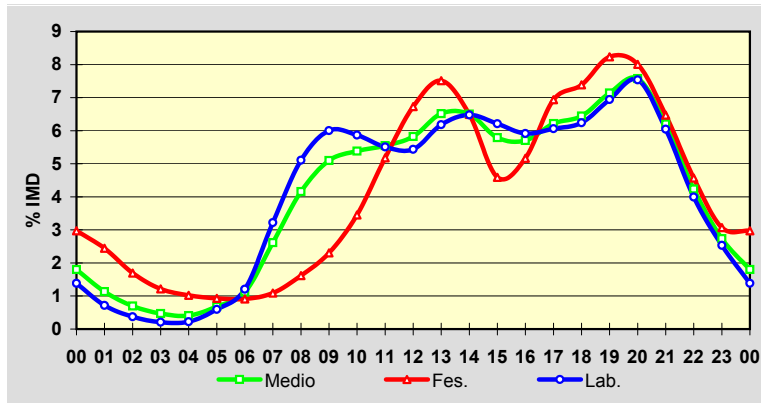
| | I.M.D. | % I.M.D. | % Pes. |
|------|--------|----------|--------|
| I | 6.016 | 90,99 | 5,6 |
| II | 6.158 | 93,13 | 5,2 |
| III | 6.519 | 98,59 | 5,2 |
| IV | 6.639 | 100,41 | 5,5 |
| V | 6.555 | 99,14 | 5,5 |
| VI | 6.954 | 105,17 | 5,6 |
| VII | 7.211 | 109,06 | 5,2 |
| VIII | 7.599 | 114,93 | 4,5 |
| IX | 6.805 | 102,92 | 5,2 |
| X | 6.551 | 99,08 | 5,7 |
| XI | 6.250 | 94,53 | 5,7 |
| XII | 6.052 | 91,53 | 4,8 |

**Semana Media**

| | I.M.D. | % I.M.D. | % Pes. |
|-------|--------|----------|--------|
| Lu | 6.531 | 98,77 | 6,4 |
| Ma | 6.591 | 99,68 | 6,8 |
| Me/Mi | 6.652 | 100,60 | 7,0 |
| Xo/Ju | 6.664 | 100,79 | 6,9 |
| Ve/Vi | 7.129 | 107,82 | 6,3 |
| Sa | 6.575 | 99,44 | 2,5 |
| Do | 6.450 | 97,55 | 1,7 |
| Lab | 6.713 | 101,53 | 6,7 |
| Fes | 6.255 | 94,60 | 1,8 |

**Día Medio**

| | Lab. | Fes. | Medio |
|----|--------------|--------------|--------------|
| 00 | 93 | 186 | 119 |
| 01 | 48 | 153 | 75 |
| 02 | 25 | 106 | 46 |
| 03 | 14 | 76 | 31 |
| 04 | 15 | 64 | 27 |
| 05 | 40 | 58 | 45 |
| 06 | 81 | 57 | 74 |
| 07 | 216 | 68 | 173 |
| 08 | 343 | 101 | 275 |
| 09 | 403 | 144 | 337 |
| 10 | 394 | 216 | 356 |
| 11 | 370 | 324 | 367 |
| 12 | 365 | 421 | 385 |
| 13 | 415 | 470 | 431 |
| 14 | 435 | 406 | 430 |
| 15 | 417 | 287 | 383 |
| 16 | 397 | 323 | 377 |
| 17 | 407 | 434 | 411 |
| 18 | 419 | 462 | 426 |
| 19 | 466 | 515 | 472 |
| 20 | 506 | 501 | 501 |
| 21 | 406 | 405 | 410 |
| 22 | 268 | 286 | 280 |
| 23 | 170 | 192 | 181 |
| | 6.713 | 6.255 | 6.612 |



Estación: **PO-255(3)**Tipo: **COM****MEMORIA DE AFOROS 2007**Anterior: **C-531a(37)**Rede/Red: **PC**

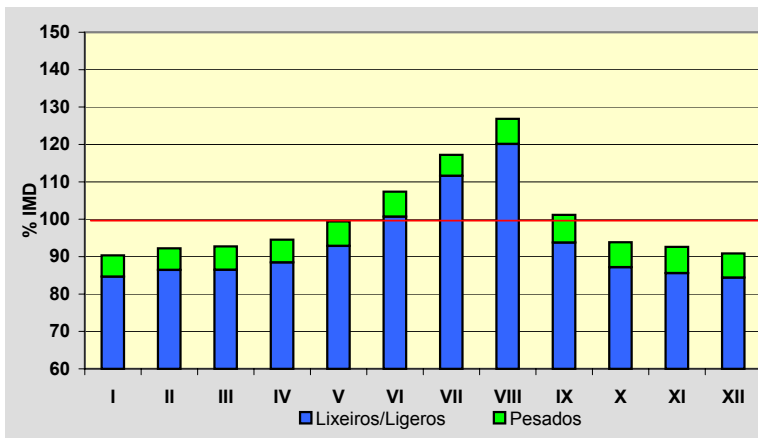
Nome/Nombre:

CaritelIMD: **3.118** I₃₀: **322**

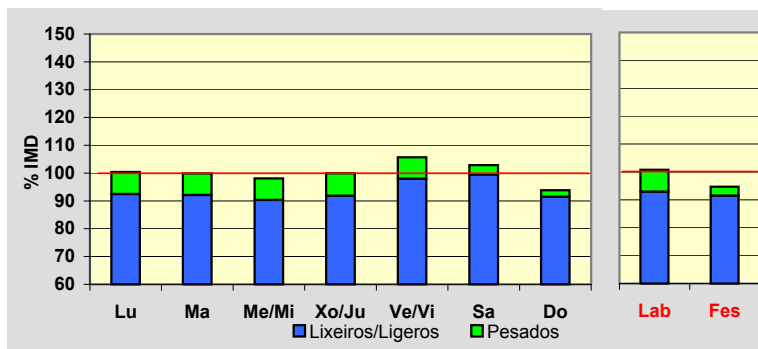
Treito/Tramo:

Ponte Caldelas - Caritel (PO-241)% Pes.: **6,4** I₁₅₀: **283****Variación Mensual**

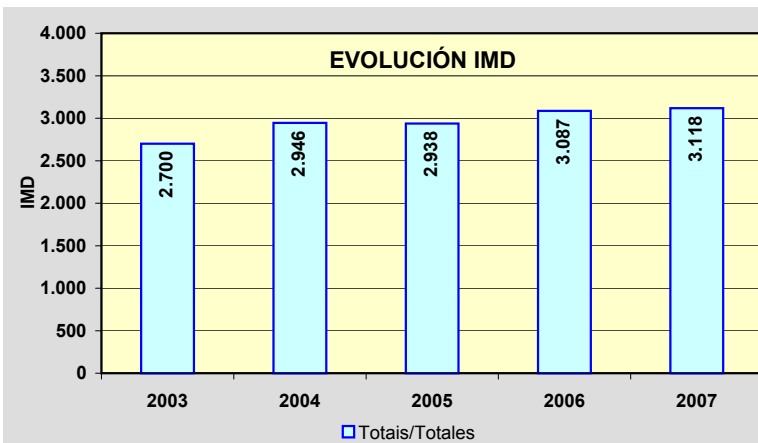
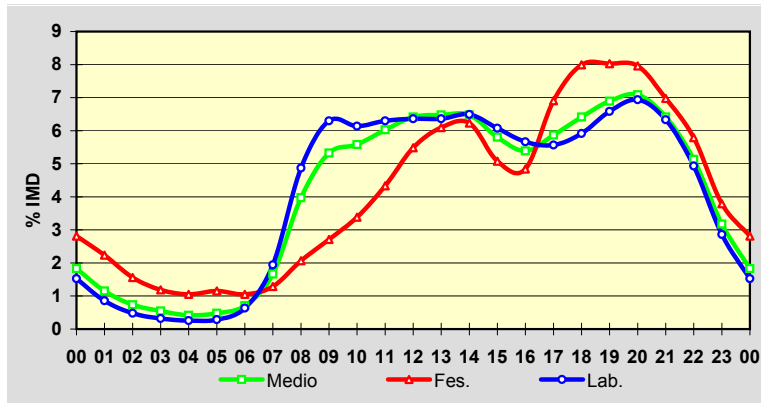
| | I.M.D. | % I.M.D. | % Pes. |
|------|--------|----------|--------|
| I | 2.817 | 90,35 | 6,3 |
| II | 2.876 | 92,24 | 6,3 |
| III | 2.891 | 92,72 | 6,7 |
| IV | 2.947 | 94,52 | 6,4 |
| V | 3.100 | 99,42 | 6,6 |
| VI | 3.348 | 107,38 | 6,2 |
| VII | 3.655 | 117,22 | 4,8 |
| VIII | 3.955 | 126,84 | 5,3 |
| IX | 3.154 | 101,15 | 7,3 |
| X | 2.926 | 93,84 | 7,1 |
| XI | 2.888 | 92,62 | 7,6 |
| XII | 2.833 | 90,86 | 7,1 |

**Semana Media**

| | I.M.D. | % I.M.D. | % Pes. |
|-------|--------|----------|--------|
| Lu | 3.130 | 100,38 | 7,9 |
| Ma | 3.114 | 99,87 | 7,8 |
| Me/Mi | 3.058 | 98,08 | 7,9 |
| Xo/Ju | 3.116 | 99,94 | 8,1 |
| Ve/Vi | 3.296 | 105,71 | 7,3 |
| Sa | 3.208 | 102,89 | 3,3 |
| Do | 2.926 | 93,84 | 2,5 |
| Lab | 3.143 | 100,80 | 7,8 |
| Fes | 2.953 | 94,71 | 3,4 |

**Día Medio**

| | Lab. | Fes. | Medio |
|--------------|--------------|--------------|--------------|
| 00 | 48 | 83 | 57 |
| 01 | 27 | 66 | 36 |
| 02 | 15 | 46 | 23 |
| 03 | 10 | 35 | 17 |
| 04 | 8 | 31 | 13 |
| 05 | 9 | 34 | 15 |
| 06 | 20 | 31 | 22 |
| 07 | 61 | 38 | 52 |
| 08 | 153 | 61 | 124 |
| 09 | 198 | 80 | 166 |
| 10 | 193 | 100 | 174 |
| 11 | 198 | 128 | 188 |
| 12 | 200 | 162 | 200 |
| 13 | 200 | 180 | 202 |
| 14 | 204 | 184 | 202 |
| 15 | 191 | 150 | 181 |
| 16 | 178 | 143 | 168 |
| 17 | 175 | 204 | 183 |
| 18 | 186 | 236 | 200 |
| 19 | 207 | 237 | 215 |
| 20 | 218 | 235 | 221 |
| 21 | 199 | 206 | 200 |
| 22 | 155 | 171 | 160 |
| 23 | 90 | 112 | 99 |
| Total | 3.143 | 2.953 | 3.118 |

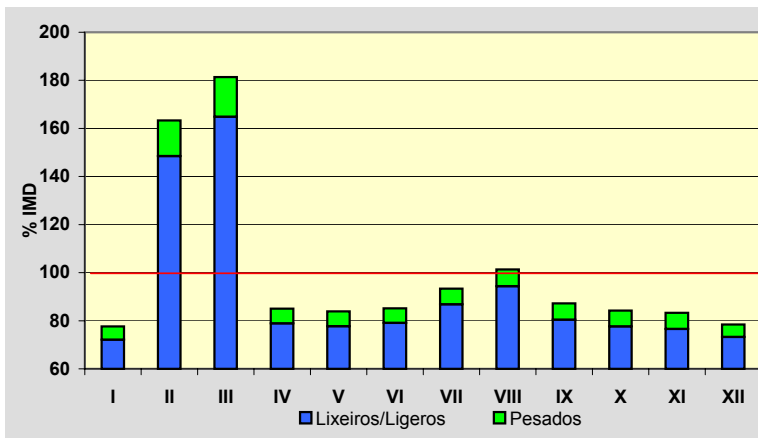


Estación: **PO-300(1)**Tipo: **PER****MEMORIA DE AFOROS 2007**Anterior: **PO-300(9)**Rede/Red: **PC**

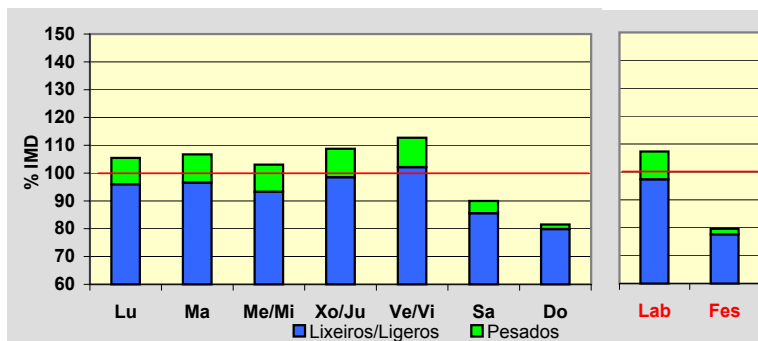
Nome/Nombre:

MosteiroIMD: **5.861** I₃₀: **972**Treito/Tramo: **Nogueira (PO-531) - Ponte Arnelas (PO-301)**% Pes.: **7,8** I₁₅₀: **808****Variación Mensual**

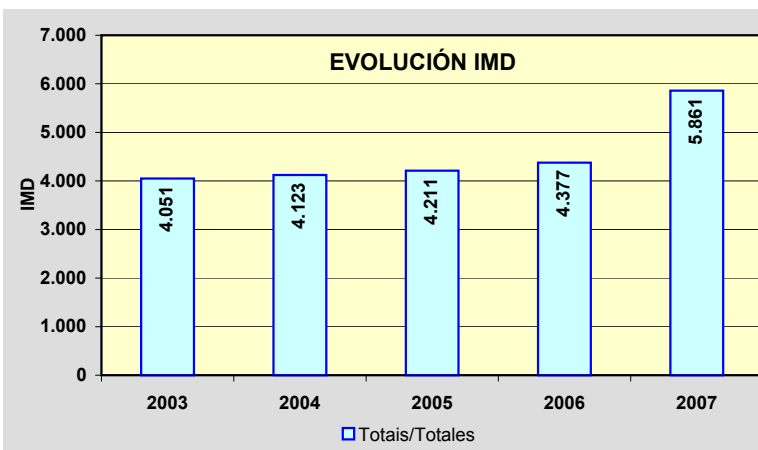
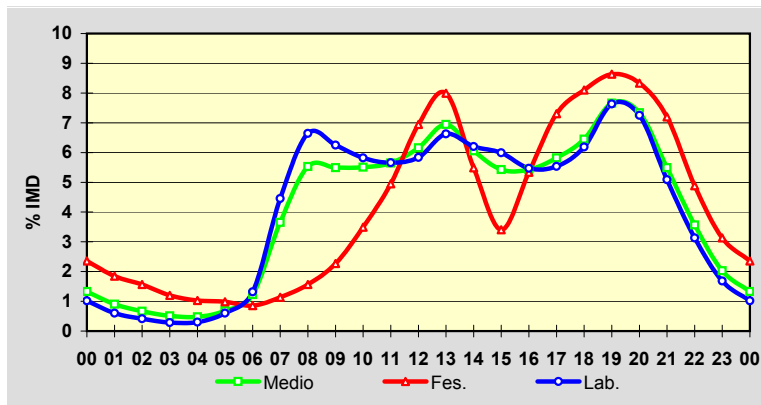
| | I.M.D. | % I.M.D. | % Pes. |
|------|--------|----------|--------|
| I | 4.550 | 77,63 | 7,1 |
| II | 9.574 | 163,35 | 9,1 |
| III | 10.630 | 181,37 | 9,1 |
| IV | 4.984 | 85,04 | 7,2 |
| V | 4.918 | 83,91 | 7,4 |
| VI | 4.991 | 85,16 | 7,1 |
| VII | 5.471 | 93,35 | 7,0 |
| VIII | 5.938 | 101,31 | 6,9 |
| IX | 5.113 | 87,24 | 7,8 |
| X | 4.935 | 84,20 | 7,8 |
| XI | 4.882 | 83,30 | 8,1 |
| XII | 4.597 | 78,43 | 6,6 |

**Semana Media**

| | I.M.D. | % I.M.D. | % Pes. |
|-------|--------|----------|--------|
| Lu | 6.182 | 105,48 | 9,0 |
| Ma | 6.256 | 106,74 | 9,5 |
| Me/Mi | 6.040 | 103,05 | 9,5 |
| Xo/Ju | 6.372 | 108,72 | 9,4 |
| Ve/Vi | 6.605 | 112,69 | 9,4 |
| Sa | 5.273 | 89,97 | 4,9 |
| Do | 4.779 | 81,54 | 2,1 |
| Lab | 6.290 | 107,32 | 9,3 |
| Fes | 4.667 | 79,63 | 2,5 |

**Día Medio**

| | Lab. | Fes. | Medio |
|--------------|--------------|--------------|--------------|
| 00 | 64 | 110 | 78 |
| 01 | 38 | 86 | 53 |
| 02 | 26 | 73 | 39 |
| 03 | 18 | 56 | 30 |
| 04 | 19 | 48 | 28 |
| 05 | 38 | 46 | 40 |
| 06 | 83 | 40 | 72 |
| 07 | 280 | 53 | 214 |
| 08 | 418 | 73 | 324 |
| 09 | 393 | 106 | 322 |
| 10 | 366 | 163 | 323 |
| 11 | 356 | 231 | 331 |
| 12 | 367 | 324 | 361 |
| 13 | 417 | 373 | 407 |
| 14 | 390 | 256 | 355 |
| 15 | 377 | 159 | 318 |
| 16 | 344 | 249 | 318 |
| 17 | 348 | 341 | 341 |
| 18 | 389 | 378 | 378 |
| 19 | 480 | 403 | 449 |
| 20 | 456 | 389 | 430 |
| 21 | 320 | 336 | 322 |
| 22 | 197 | 228 | 209 |
| 23 | 106 | 146 | 119 |
| Total | 6.290 | 4.667 | 5.861 |

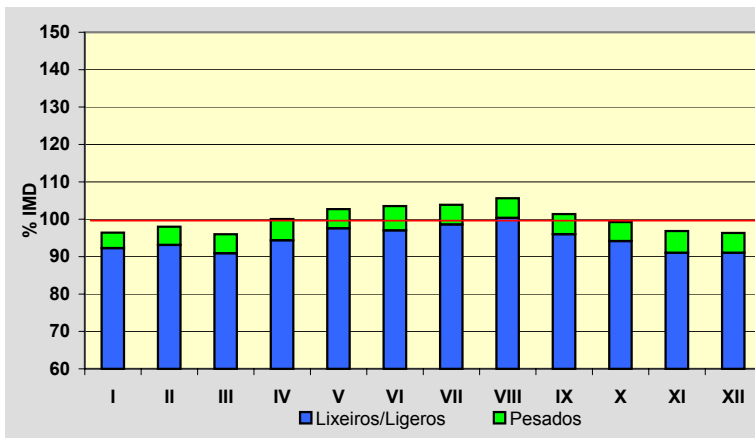


Estación: **PO-301(4)**Tipo: **COM**

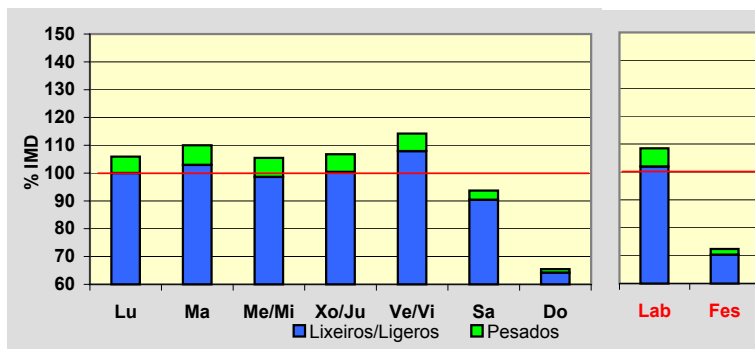
MEMORIA DE AFOROS 2007

Anterior: **PO-301(4)**Rede/Red: **PC**Nome/Nombre: **Ponte Arnelas**IMD: **2.862** I₃₀: **294**Treito/Tramo: **Ponte Arnelas - Vilagarcía de Arousa**% Pes.: **5,3** I₁₅₀: **272****Variación Mensual**

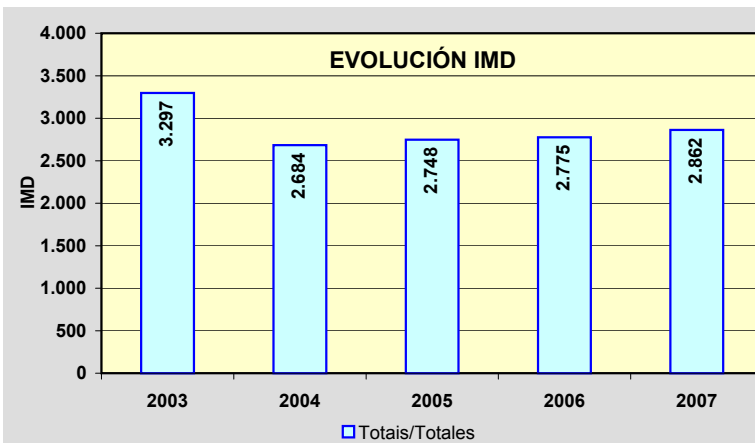
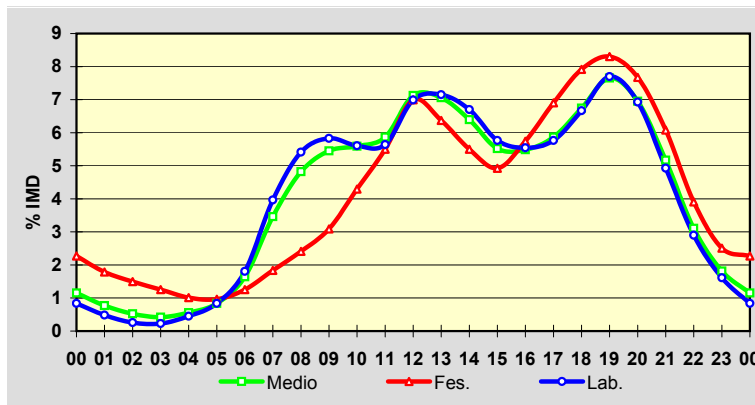
| | I.M.D. | % I.M.D. | % Pes. |
|------|--------|----------|--------|
| I | 2.760 | 96,44 | 4,3 |
| II | 2.805 | 98,01 | 5,0 |
| III | 2.747 | 95,98 | 5,3 |
| IV | 2.864 | 100,07 | 5,7 |
| V | 2.940 | 102,73 | 5,0 |
| VI | 2.963 | 103,53 | 6,3 |
| VII | 2.973 | 103,88 | 5,1 |
| VIII | 3.023 | 105,63 | 5,0 |
| IX | 2.901 | 101,36 | 5,3 |
| X | 2.840 | 99,23 | 5,1 |
| XI | 2.772 | 96,86 | 6,0 |
| XII | 2.757 | 96,33 | 5,5 |

**Semana Media**

| | I.M.D. | % I.M.D. | % Pes. |
|-------|--------|----------|--------|
| Lu | 3.031 | 105,90 | 5,6 |
| Ma | 3.148 | 109,99 | 6,4 |
| Me/Mi | 3.018 | 105,45 | 6,5 |
| Xo/Ju | 3.056 | 106,78 | 6,0 |
| Ve/Vi | 3.268 | 114,19 | 5,5 |
| Sa | 2.683 | 93,75 | 3,6 |
| Do | 1.873 | 65,44 | 1,9 |
| Lab | 3.104 | 108,46 | 6,0 |
| Fes | 2.072 | 72,40 | 2,9 |

**Día Medio**

| | Lab. | Fes. | Medio |
|----|--------------|--------------|--------------|
| 00 | 26 | 47 | 33 |
| 01 | 15 | 37 | 22 |
| 02 | 8 | 31 | 15 |
| 03 | 7 | 26 | 12 |
| 04 | 14 | 21 | 16 |
| 05 | 26 | 20 | 24 |
| 06 | 56 | 26 | 47 |
| 07 | 123 | 38 | 99 |
| 08 | 168 | 50 | 138 |
| 09 | 181 | 64 | 156 |
| 10 | 174 | 89 | 160 |
| 11 | 175 | 114 | 168 |
| 12 | 217 | 145 | 204 |
| 13 | 222 | 132 | 202 |
| 14 | 208 | 114 | 183 |
| 15 | 179 | 102 | 158 |
| 16 | 172 | 119 | 157 |
| 17 | 179 | 143 | 168 |
| 18 | 207 | 164 | 193 |
| 19 | 239 | 172 | 219 |
| 20 | 215 | 159 | 199 |
| 21 | 153 | 126 | 148 |
| 22 | 90 | 81 | 89 |
| 23 | 50 | 52 | 52 |
| | 3.104 | 2.072 | 2.862 |



Estación: **PO-307(3)**Tipo: **PER****MEMORIA DE AFOROS 2007**Anterior: **PO-Q(4)**Rede/Red: **PC**

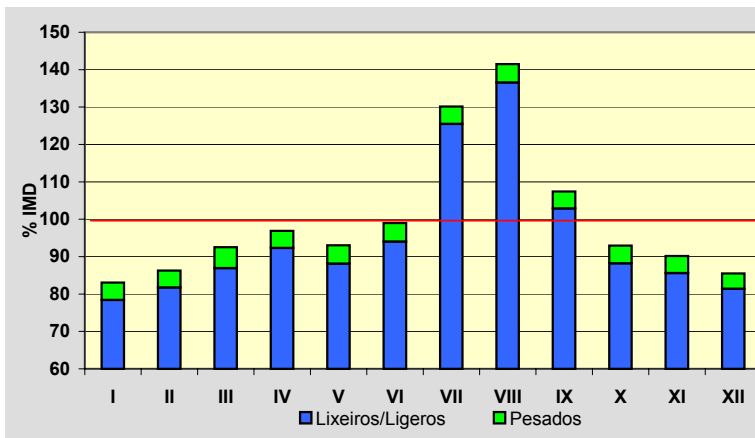
Nome/Nombre:

Illa de ArousaIMD: **8.142** I₃₀: **1.178**

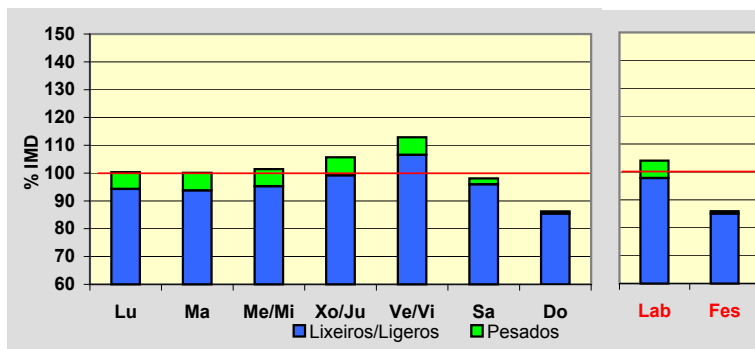
Treito/Tramo:

PO-549 - Illa de Arousa% Pes.: **4,7** I₁₅₀: **916****Variación Mensual**

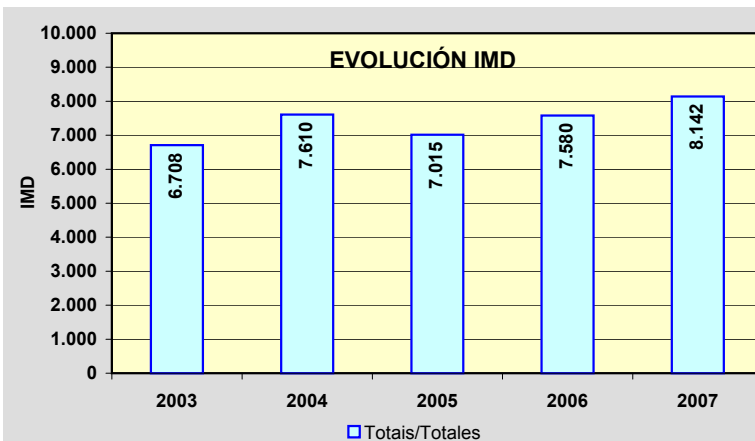
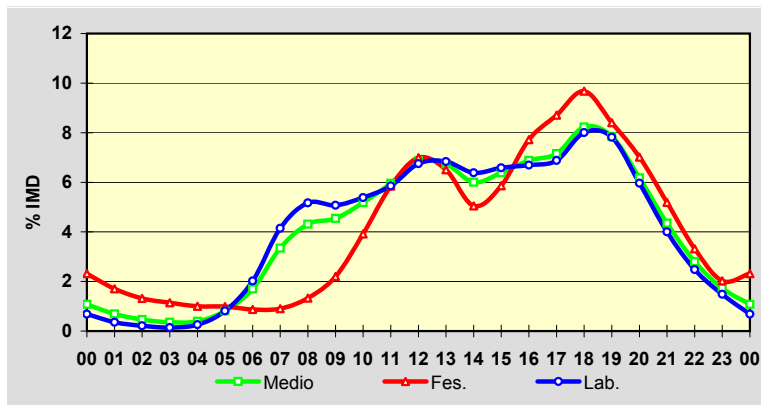
| | I.M.D. | % I.M.D. | % Pes. |
|------|--------|----------|--------|
| I | 6.764 | 83,08 | 5,6 |
| II | 7.026 | 86,29 | 5,3 |
| III | 7.535 | 92,54 | 6,1 |
| IV | 7.888 | 96,88 | 4,7 |
| V | 7.575 | 93,04 | 5,3 |
| VI | 8.060 | 98,99 | 5,0 |
| VII | 10.597 | 130,15 | 3,6 |
| VIII | 11.521 | 141,50 | 3,5 |
| IX | 8.745 | 107,41 | 4,2 |
| X | 7.567 | 92,94 | 5,1 |
| XI | 7.342 | 90,17 | 5,1 |
| XII | 6.961 | 85,49 | 4,8 |

**Semana Media**

| | I.M.D. | % I.M.D. | % Pes. |
|-------|--------|----------|--------|
| Lu | 8.170 | 100,34 | 6,0 |
| Ma | 8.151 | 100,11 | 6,3 |
| Me/Mi | 8.259 | 101,44 | 6,1 |
| Xo/Ju | 8.603 | 105,66 | 6,1 |
| Ve/Vi | 9.189 | 112,86 | 5,6 |
| Sa | 7.989 | 98,12 | 2,2 |
| Do | 7.020 | 86,22 | 0,9 |
| Lab | 8.471 | 104,04 | 6,0 |
| Fes | 6.995 | 85,91 | 1,0 |

**Día Medio**

| | Lab. | Fes. | Medio |
|----|--------------|--------------|--------------|
| 00 | 58 | 162 | 88 |
| 01 | 30 | 119 | 56 |
| 02 | 18 | 92 | 38 |
| 03 | 12 | 80 | 29 |
| 04 | 22 | 70 | 32 |
| 05 | 69 | 69 | 66 |
| 06 | 171 | 61 | 138 |
| 07 | 351 | 63 | 272 |
| 08 | 438 | 93 | 351 |
| 09 | 430 | 154 | 370 |
| 10 | 456 | 274 | 422 |
| 11 | 496 | 409 | 485 |
| 12 | 572 | 489 | 559 |
| 13 | 579 | 455 | 549 |
| 14 | 541 | 353 | 489 |
| 15 | 558 | 410 | 520 |
| 16 | 567 | 540 | 560 |
| 17 | 583 | 609 | 583 |
| 18 | 678 | 677 | 670 |
| 19 | 662 | 588 | 639 |
| 20 | 505 | 491 | 503 |
| 21 | 339 | 363 | 354 |
| 22 | 210 | 232 | 228 |
| 23 | 126 | 142 | 141 |
| | 8.471 | 6.995 | 8.142 |



Estación: **PO-308(1)**Tipo: **PER**

MEMORIA DE AFOROS 2007

Anterior: **C-550d(77)**Rede/Red: **PC**

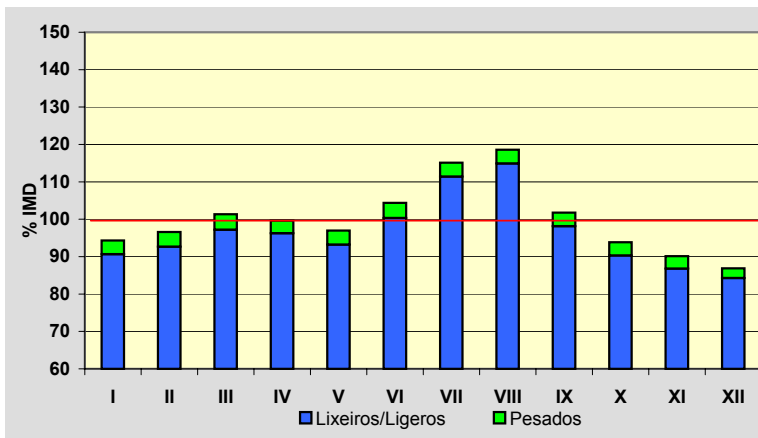
Nome/Nombre:

PoioIMD: **20.899** I₃₀: **1.599**

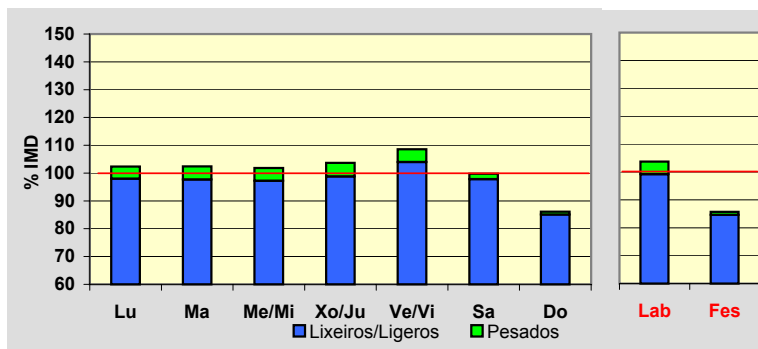
Treito/Tramo:

Poio (PO-309) - Poio (VG-4.8)% Pes.: **3,6** I₁₅₀: **1.537****Variación Mensual**

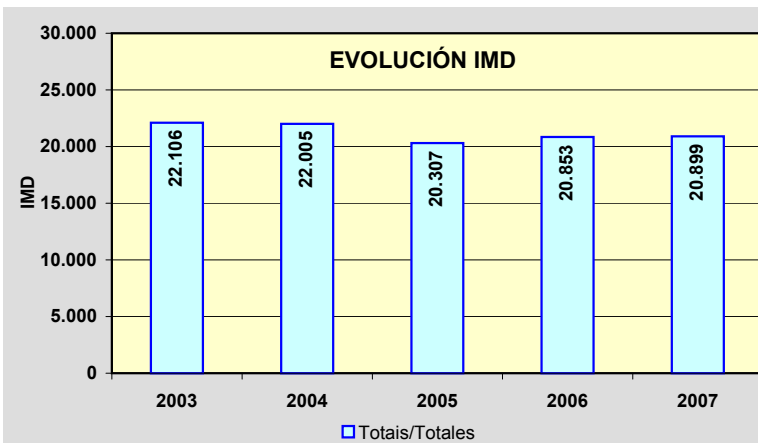
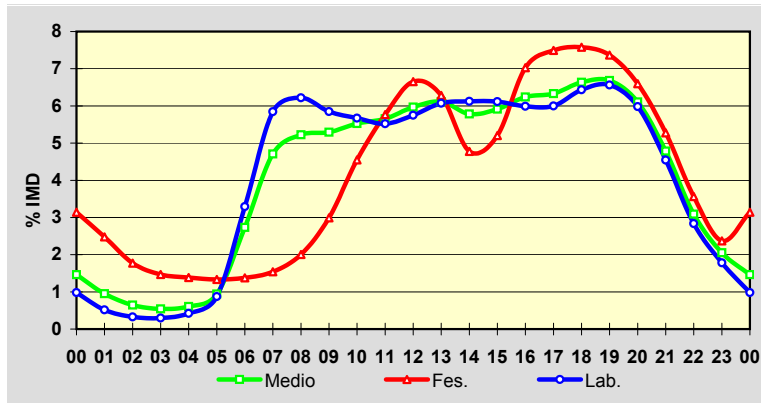
| | I.M.D. | % I.M.D. | % Pes. |
|------|--------|----------|--------|
| I | 19.708 | 94,30 | 3,9 |
| II | 20.187 | 96,59 | 4,1 |
| III | 21.178 | 101,33 | 4,1 |
| IV | 20.823 | 99,64 | 3,4 |
| V | 20.270 | 96,99 | 3,9 |
| VI | 21.811 | 104,36 | 3,9 |
| VII | 24.055 | 115,10 | 3,2 |
| VIII | 24.787 | 118,60 | 3,1 |
| IX | 21.270 | 101,78 | 3,6 |
| X | 19.614 | 93,85 | 3,8 |
| XI | 18.834 | 90,12 | 3,7 |
| XII | 18.154 | 86,87 | 3,0 |

**Semana Media**

| | I.M.D. | % I.M.D. | % Pes. |
|-------|--------|----------|--------|
| Lu | 21.396 | 102,38 | 4,3 |
| Ma | 21.401 | 102,40 | 4,6 |
| Me/Mi | 21.284 | 101,84 | 4,5 |
| Xo/Ju | 21.662 | 103,65 | 4,7 |
| Ve/Vi | 22.685 | 108,55 | 4,2 |
| Sa | 20.855 | 99,79 | 2,0 |
| Do | 17.997 | 86,11 | 1,2 |
| Lab | 21.683 | 103,75 | 4,4 |
| Fes | 17.916 | 85,73 | 1,3 |

**Día Medio**

| | Lab. | Fes. | Medio |
|----|---------------|---------------|---------------|
| 00 | 213 | 563 | 306 |
| 01 | 112 | 444 | 199 |
| 02 | 71 | 318 | 135 |
| 03 | 64 | 263 | 113 |
| 04 | 91 | 248 | 127 |
| 05 | 189 | 239 | 197 |
| 06 | 714 | 247 | 571 |
| 07 | 1.267 | 276 | 984 |
| 08 | 1.348 | 359 | 1.092 |
| 09 | 1.268 | 536 | 1.106 |
| 10 | 1.230 | 815 | 1.155 |
| 11 | 1.197 | 1.033 | 1.182 |
| 12 | 1.247 | 1.192 | 1.247 |
| 13 | 1.317 | 1.126 | 1.278 |
| 14 | 1.328 | 856 | 1.209 |
| 15 | 1.326 | 932 | 1.236 |
| 16 | 1.299 | 1.259 | 1.304 |
| 17 | 1.301 | 1.342 | 1.323 |
| 18 | 1.395 | 1.358 | 1.387 |
| 19 | 1.423 | 1.320 | 1.397 |
| 20 | 1.297 | 1.182 | 1.276 |
| 21 | 985 | 945 | 1.000 |
| 22 | 615 | 638 | 646 |
| 23 | 386 | 425 | 429 |
| | 21.683 | 17.916 | 20.899 |



Estación: **PO-308(5)**Tipo: **PER**

MEMORIA DE AFOROS 2007

Anterior: **C-550d(73)**Rede/Red: **PC**

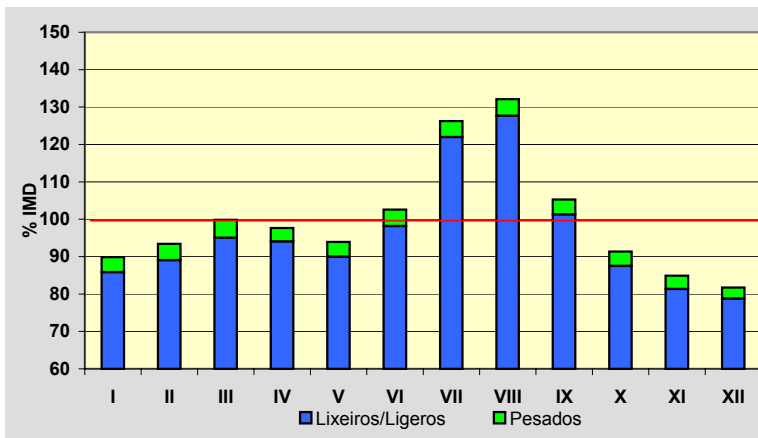
Nome/Nombre:

CombarroIMD: **19.563** I₃₀: **1.766**

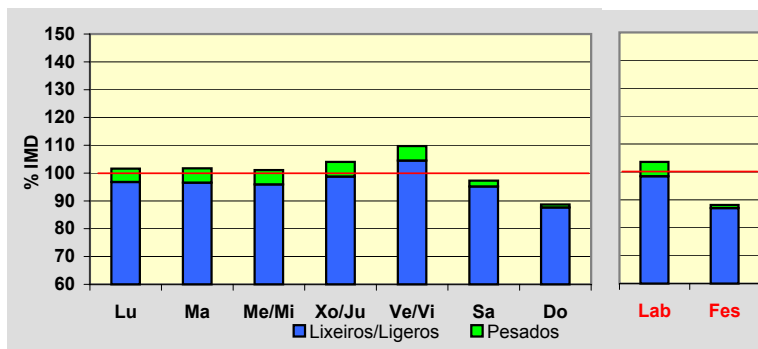
Treito/Tramo:

Poio (VG-4.8) - Samieira (PO-303)% Pes.: **4,0** I₁₅₀: **1.655****Variación Mensual**

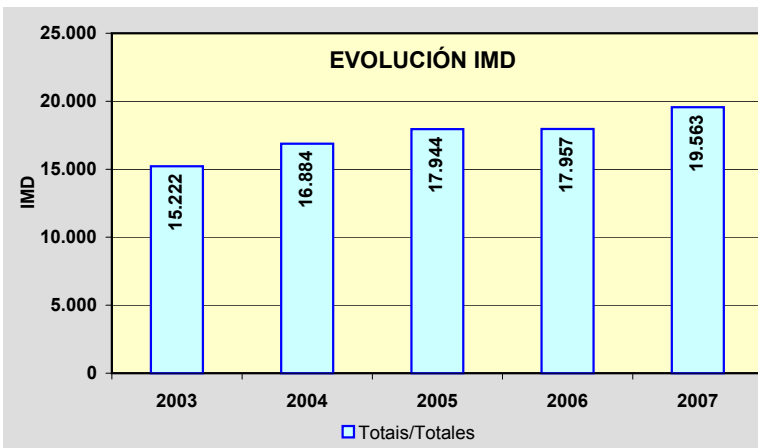
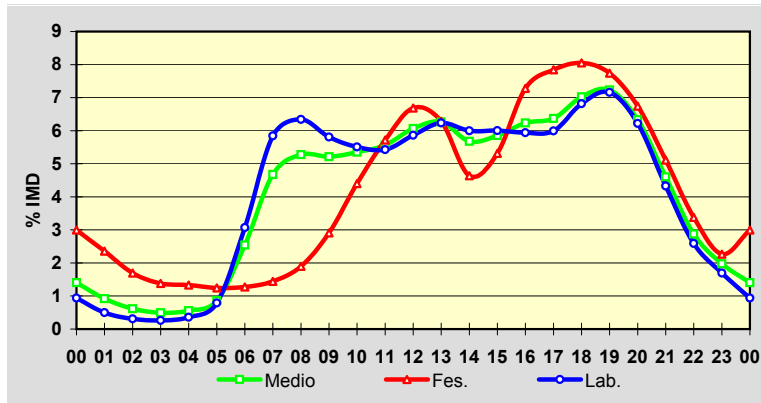
| | I.M.D. | % I.M.D. | % Pes. |
|------|--------|----------|--------|
| I | 17.584 | 89,88 | 4,5 |
| II | 18.280 | 93,44 | 4,7 |
| III | 19.534 | 99,85 | 4,8 |
| IV | 19.109 | 97,68 | 3,7 |
| V | 18.375 | 93,93 | 4,2 |
| VI | 20.068 | 102,58 | 4,3 |
| VII | 24.702 | 126,27 | 3,4 |
| VIII | 25.849 | 132,13 | 3,4 |
| IX | 20.599 | 105,30 | 3,8 |
| X | 17.871 | 91,35 | 4,2 |
| XI | 16.613 | 84,92 | 4,2 |
| XII | 15.992 | 81,75 | 3,6 |

**Semana Media**

| | I.M.D. | % I.M.D. | % Pes. |
|-------|--------|----------|--------|
| Lu | 19.882 | 101,63 | 4,8 |
| Ma | 19.898 | 101,71 | 5,1 |
| Me/Mi | 19.775 | 101,08 | 5,1 |
| Xo/Ju | 20.349 | 104,02 | 5,1 |
| Ve/Vi | 21.468 | 109,74 | 4,8 |
| Sa | 19.036 | 97,31 | 2,2 |
| Do | 17.351 | 88,69 | 1,2 |
| Lab | 20.271 | 103,62 | 5,0 |
| Fes | 17.248 | 88,17 | 1,3 |

**Día Medio**

| | Lab. | Fes. | Medio |
|----|---------------|---------------|---------------|
| 00 | 190 | 517 | 275 |
| 01 | 101 | 407 | 180 |
| 02 | 63 | 292 | 120 |
| 03 | 53 | 238 | 97 |
| 04 | 73 | 230 | 109 |
| 05 | 160 | 215 | 169 |
| 06 | 622 | 220 | 497 |
| 07 | 1.185 | 249 | 915 |
| 08 | 1.286 | 327 | 1.032 |
| 09 | 1.178 | 502 | 1.020 |
| 10 | 1.117 | 759 | 1.047 |
| 11 | 1.100 | 986 | 1.089 |
| 12 | 1.188 | 1.153 | 1.187 |
| 13 | 1.264 | 1.084 | 1.226 |
| 14 | 1.216 | 800 | 1.111 |
| 15 | 1.217 | 917 | 1.145 |
| 16 | 1.204 | 1.256 | 1.220 |
| 17 | 1.215 | 1.353 | 1.246 |
| 18 | 1.382 | 1.389 | 1.374 |
| 19 | 1.451 | 1.335 | 1.415 |
| 20 | 1.261 | 1.163 | 1.239 |
| 21 | 877 | 882 | 901 |
| 22 | 525 | 583 | 563 |
| 23 | 343 | 391 | 386 |
| | 20.271 | 17.248 | 19.563 |

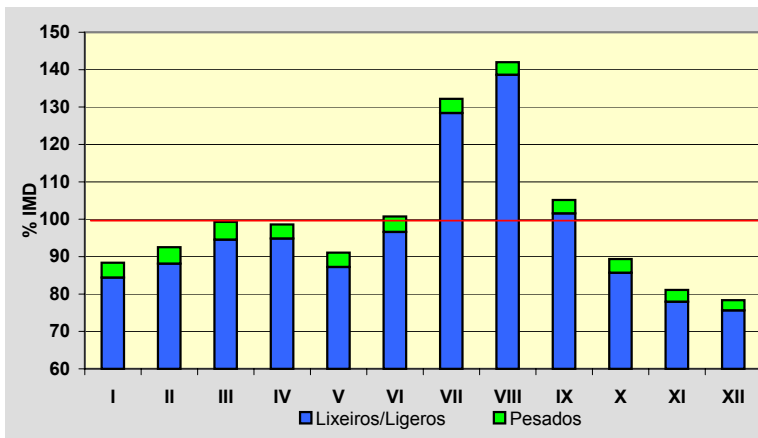


Estación: **PO-308(14)**Tipo: **PER**

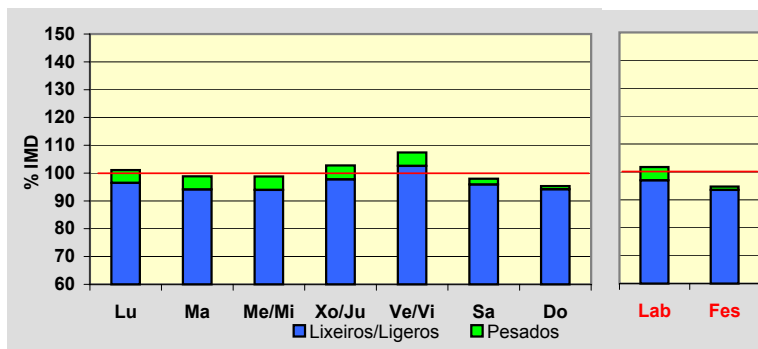
MEMORIA DE AFOROS 2007

Anterior: **C-550d(64)**Rede/Red: **PC**Nome/Nombre: **Sanxenxo**IMD: **14.541** I₃₀: **1.379**Treito/Tramo: **Samieira (PO-303) - Sanxenxo (PO-504)**% Pes.: **3,8** I₁₅₀: **1.276****Variación Mensual**

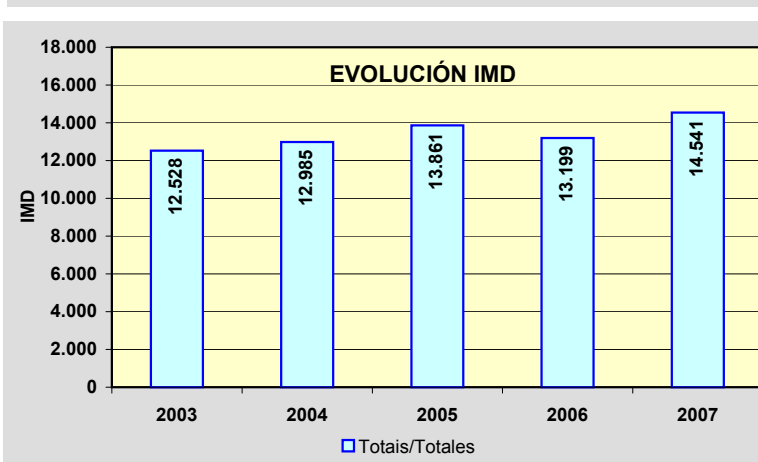
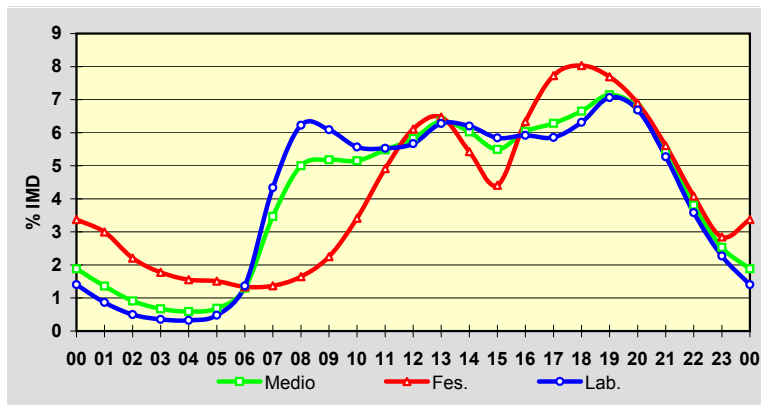
| | I.M.D. | % I.M.D. | % Pes. |
|------|--------|----------|--------|
| I | 12.852 | 88,38 | 4,5 |
| II | 13.456 | 92,54 | 4,8 |
| III | 14.440 | 99,31 | 4,8 |
| IV | 14.335 | 98,58 | 3,8 |
| V | 13.241 | 91,06 | 4,2 |
| VI | 14.648 | 100,74 | 4,1 |
| VII | 19.225 | 132,21 | 2,9 |
| VIII | 20.650 | 142,01 | 2,4 |
| IX | 15.288 | 105,14 | 3,4 |
| X | 12.992 | 89,35 | 4,1 |
| XI | 11.795 | 81,12 | 3,9 |
| XII | 11.395 | 78,36 | 3,5 |

**Semana Media**

| | I.M.D. | % I.M.D. | % Pes. |
|-------|--------|----------|--------|
| Lu | 14.695 | 101,06 | 4,5 |
| Ma | 14.373 | 98,84 | 4,8 |
| Me/Mi | 14.362 | 98,77 | 4,9 |
| Xo/Ju | 14.942 | 102,76 | 4,9 |
| Ve/Vi | 15.623 | 107,44 | 4,5 |
| Sa | 14.249 | 97,99 | 2,1 |
| Do | 13.864 | 95,34 | 1,2 |
| Lab | 14.797 | 101,76 | 4,7 |
| Fes | 13.779 | 94,76 | 1,3 |

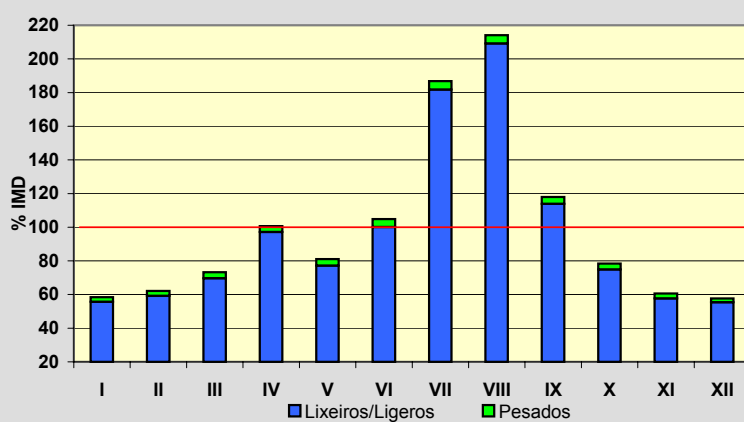
**Día Medio**

| | Lab. | Fes. | Medio |
|----|---------------|---------------|---------------|
| 00 | 208 | 465 | 274 |
| 01 | 128 | 413 | 198 |
| 02 | 74 | 304 | 132 |
| 03 | 52 | 245 | 98 |
| 04 | 48 | 214 | 86 |
| 05 | 71 | 208 | 100 |
| 06 | 202 | 184 | 189 |
| 07 | 642 | 189 | 504 |
| 08 | 921 | 227 | 727 |
| 09 | 901 | 310 | 753 |
| 10 | 824 | 470 | 749 |
| 11 | 818 | 677 | 797 |
| 12 | 839 | 842 | 847 |
| 13 | 929 | 892 | 923 |
| 14 | 918 | 748 | 876 |
| 15 | 865 | 608 | 799 |
| 16 | 876 | 873 | 878 |
| 17 | 867 | 1.065 | 914 |
| 18 | 934 | 1.107 | 967 |
| 19 | 1.045 | 1.060 | 1.039 |
| 20 | 989 | 950 | 979 |
| 21 | 780 | 773 | 790 |
| 22 | 530 | 563 | 554 |
| 23 | 336 | 392 | 368 |
| | 14.797 | 13.779 | 14.541 |

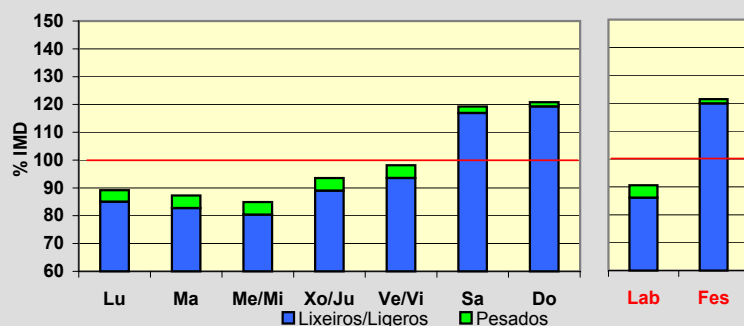


Estación: **PO-308(21)**Tipo: **PER****MEMORIA DE AFOROS 2007**Anterior: **C-550d(58)**Rede/Red: **PC**Nome/Nombre: **Portonovo**IMD: **5.778** I₃₀: **1.080**Treito/Tramo: **Portonovo (PO-364) - A Lanzada (VG-4.1)**% Pes.: **3,7** I₁₅₀: **919****Variación Mensual**

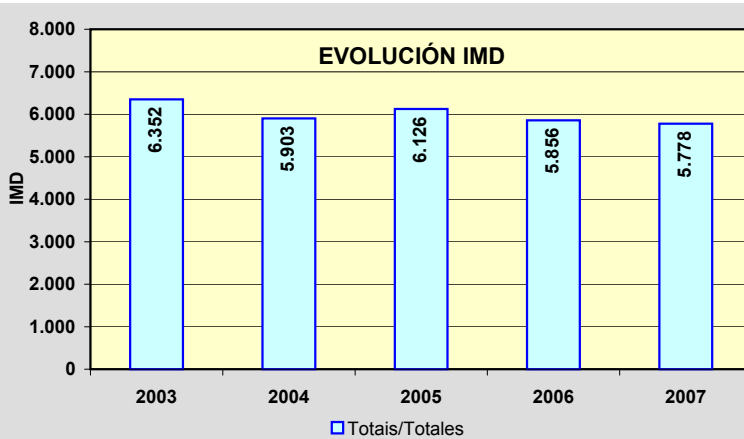
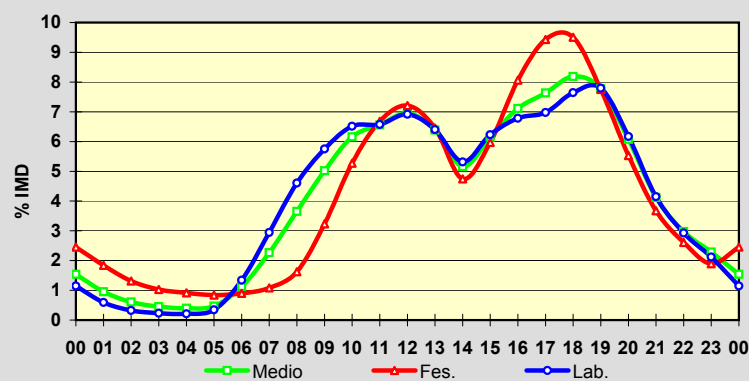
| | I.M.D. | % I.M.D. | % Pes. |
|------|--------|----------|--------|
| I | 3.375 | 58,41 | 4,7 |
| II | 3.590 | 62,13 | 4,8 |
| III | 4.233 | 73,26 | 4,9 |
| IV | 5.813 | 100,61 | 3,5 |
| V | 4.686 | 81,10 | 4,9 |
| VI | 6.055 | 104,79 | 4,5 |
| VII | 10.796 | 186,85 | 2,7 |
| VIII | 12.370 | 214,09 | 2,3 |
| IX | 6.818 | 118,00 | 3,5 |
| X | 4.529 | 78,38 | 4,5 |
| XI | 3.502 | 60,61 | 4,9 |
| XII | 3.331 | 57,65 | 4,0 |

**Semana Media**

| | I.M.D. | % I.M.D. | % Pes. |
|-------|--------|----------|--------|
| Lu | 5.151 | 89,15 | 4,6 |
| Ma | 5.042 | 87,26 | 5,2 |
| Me/Mi | 4.905 | 84,89 | 5,3 |
| Xo/Ju | 5.406 | 93,56 | 4,9 |
| Ve/Vi | 5.671 | 98,15 | 4,7 |
| Sa | 6.893 | 119,30 | 2,0 |
| Do | 6.981 | 120,82 | 1,3 |
| Lab | 5.233 | 90,57 | 4,9 |
| Fes | 7.019 | 121,48 | 1,3 |

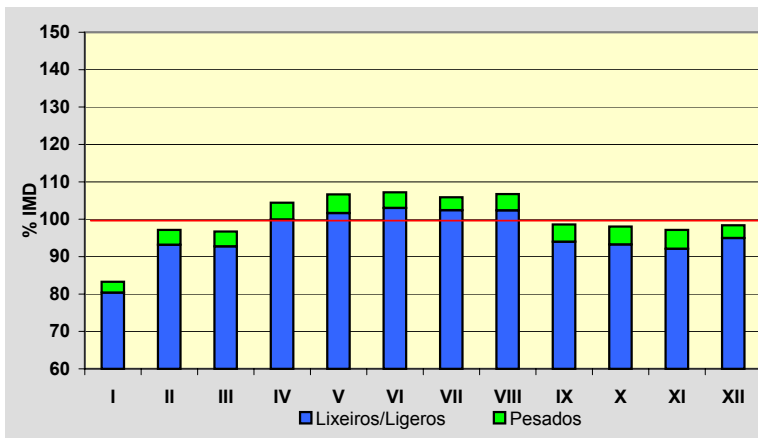
**Día Medio**

| | Lab. | Fes. | Medio |
|----|--------------|--------------|--------------|
| 00 | 60 | 172 | 89 |
| 01 | 31 | 129 | 55 |
| 02 | 17 | 92 | 35 |
| 03 | 12 | 72 | 26 |
| 04 | 11 | 64 | 23 |
| 05 | 18 | 59 | 27 |
| 06 | 70 | 63 | 65 |
| 07 | 154 | 76 | 131 |
| 08 | 241 | 114 | 211 |
| 09 | 301 | 227 | 290 |
| 10 | 341 | 370 | 356 |
| 11 | 344 | 469 | 379 |
| 12 | 362 | 506 | 402 |
| 13 | 335 | 453 | 369 |
| 14 | 278 | 333 | 298 |
| 15 | 326 | 419 | 355 |
| 16 | 355 | 566 | 411 |
| 17 | 365 | 662 | 441 |
| 18 | 400 | 667 | 473 |
| 19 | 408 | 544 | 449 |
| 20 | 323 | 388 | 351 |
| 21 | 217 | 258 | 238 |
| 22 | 153 | 183 | 172 |
| 23 | 111 | 133 | 132 |
| | 5.233 | 7.019 | 5.778 |

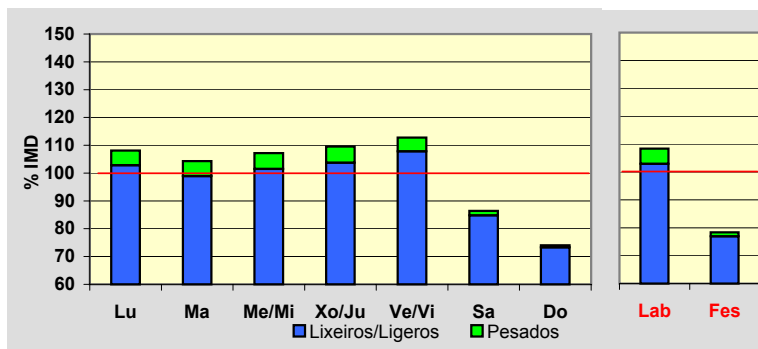


Estación: **PO-313(6)**Tipo: **COM****MEMORIA DE AFOROS 2007**Anterior: **PO-313(6)**Rede/Red: **S**Nome/Nombre: **Marín (PO-313)**IMD: **2.821** I₃₀: **273**Treito/Tramo: **Enl. VG-4.4 - Enl. CG-4.1**% Pes.: **4,2** I₁₅₀: **256****Variación Mensual**

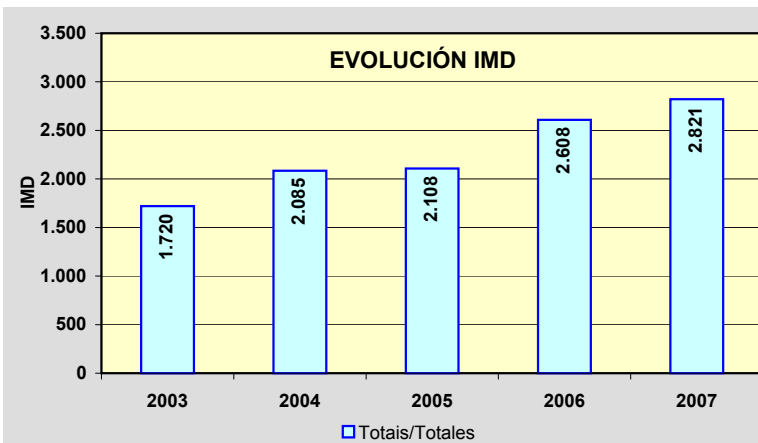
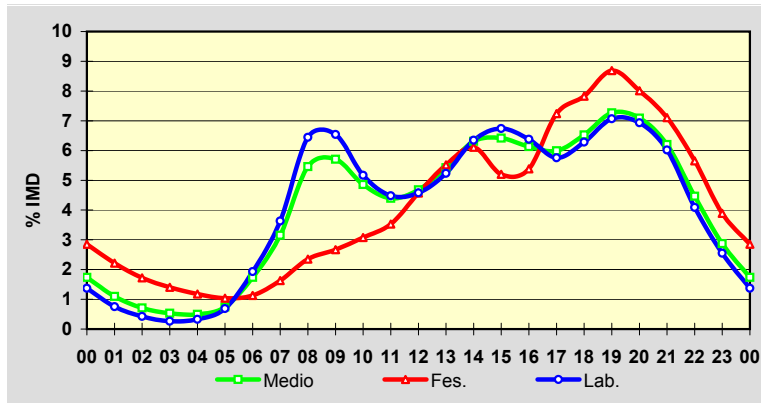
| | I.M.D. | % I.M.D. | % Pes. |
|------|--------|----------|--------|
| I | 2.349 | 83,27 | 3,5 |
| II | 2.740 | 97,13 | 4,1 |
| III | 2.728 | 96,70 | 4,1 |
| IV | 2.946 | 104,43 | 4,3 |
| V | 3.009 | 106,66 | 4,7 |
| VI | 3.024 | 107,20 | 3,9 |
| VII | 2.987 | 105,88 | 3,3 |
| VIII | 3.011 | 106,74 | 4,1 |
| IX | 2.782 | 98,62 | 4,7 |
| X | 2.766 | 98,05 | 4,9 |
| XI | 2.740 | 97,13 | 5,2 |
| XII | 2.776 | 98,40 | 3,5 |

**Semana Media**

| | I.M.D. | % I.M.D. | % Pes. |
|-------|--------|----------|--------|
| Lu | 3.049 | 108,08 | 4,9 |
| Ma | 2.943 | 104,32 | 5,2 |
| Me/Mi | 3.024 | 107,20 | 5,3 |
| Xo/Ju | 3.090 | 109,54 | 5,3 |
| Ve/Vi | 3.181 | 112,76 | 4,4 |
| Sa | 2.438 | 86,42 | 1,9 |
| Do | 2.089 | 74,05 | 1,0 |
| Lab | 3.057 | 108,37 | 5,0 |
| Fes | 2.210 | 78,34 | 1,8 |

**Día Medio**

| | Lab. | Fes. | Medio |
|----|--------------|--------------|--------------|
| 00 | 42 | 63 | 49 |
| 01 | 23 | 49 | 31 |
| 02 | 13 | 38 | 20 |
| 03 | 8 | 31 | 15 |
| 04 | 10 | 26 | 14 |
| 05 | 21 | 23 | 21 |
| 06 | 59 | 25 | 49 |
| 07 | 111 | 36 | 89 |
| 08 | 197 | 52 | 154 |
| 09 | 200 | 59 | 161 |
| 10 | 158 | 68 | 137 |
| 11 | 137 | 78 | 124 |
| 12 | 140 | 101 | 132 |
| 13 | 160 | 122 | 153 |
| 14 | 194 | 135 | 178 |
| 15 | 206 | 115 | 181 |
| 16 | 195 | 119 | 173 |
| 17 | 176 | 160 | 169 |
| 18 | 192 | 173 | 184 |
| 19 | 216 | 192 | 205 |
| 20 | 212 | 177 | 200 |
| 21 | 184 | 157 | 175 |
| 22 | 125 | 125 | 126 |
| 23 | 78 | 86 | 81 |
| | 3.057 | 2.210 | 2.821 |



Estación: **PO-315(7)**Tipo: **COM**

MEMORIA DE AFOROS 2007

Anterior:

Rede/Red: **PC**

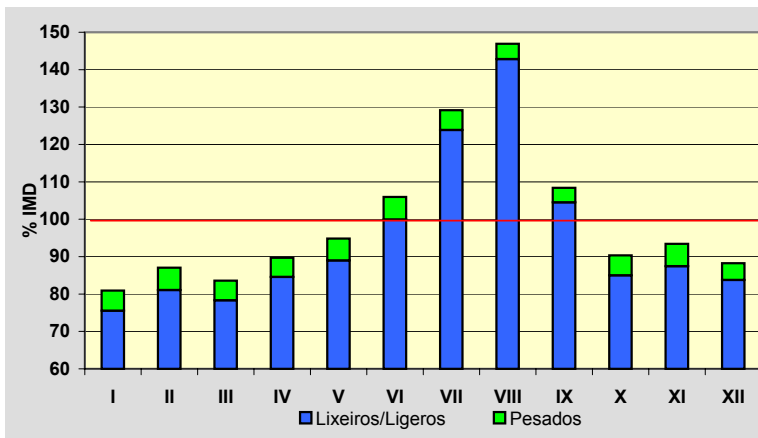
Nome/Nombre:

MendiñaIMD: **6.220** I₃₀: **929**

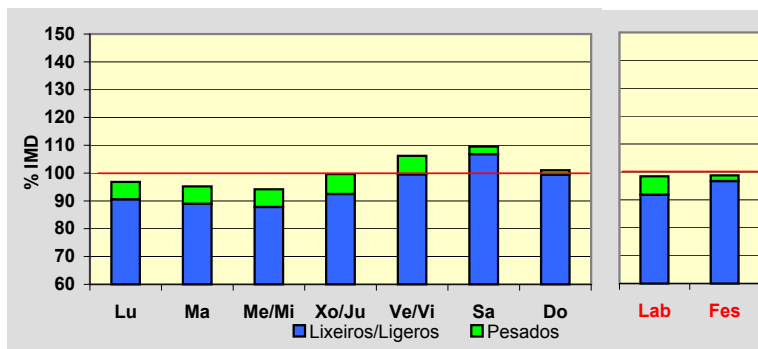
Treito/Tramo:

VG-4.6 - Cangas (PO-551)% Pes.: **5,2** I₁₅₀: **725****Variación Mensual**

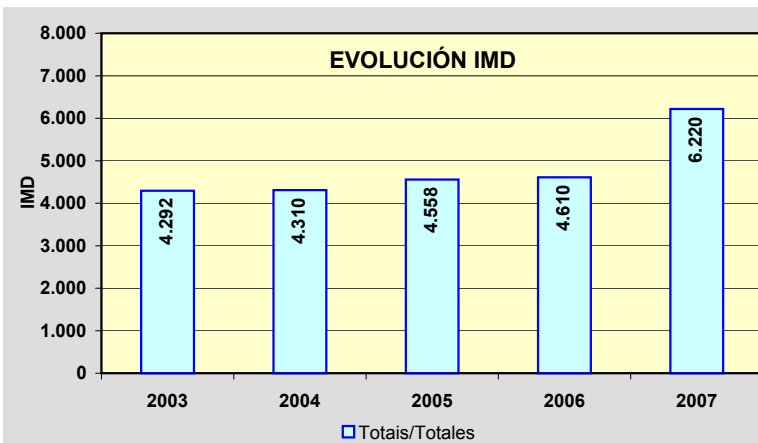
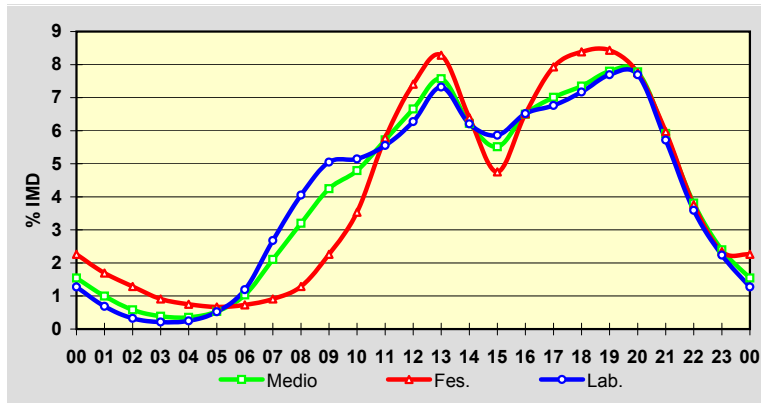
| | I.M.D. | % I.M.D. | % Pes. |
|------|--------|----------|--------|
| I | 5.035 | 80,95 | 6,7 |
| II | 5.415 | 87,06 | 6,9 |
| III | 5.199 | 83,59 | 6,3 |
| IV | 5.579 | 89,69 | 5,7 |
| V | 5.899 | 94,84 | 6,2 |
| VI | 6.592 | 105,98 | 5,7 |
| VII | 8.034 | 129,16 | 4,1 |
| VIII | 9.139 | 146,93 | 2,8 |
| IX | 6.743 | 108,41 | 3,6 |
| X | 5.619 | 90,34 | 5,9 |
| XI | 5.811 | 93,42 | 6,4 |
| XII | 5.490 | 88,26 | 5,1 |

**Semana Media**

| | I.M.D. | % I.M.D. | % Pes. |
|-------|--------|----------|--------|
| Lu | 6.024 | 96,85 | 6,5 |
| Ma | 5.924 | 95,24 | 6,6 |
| Me/Mi | 5.859 | 94,20 | 6,8 |
| Xo/Ju | 6.198 | 99,65 | 7,2 |
| Ve/Vi | 6.606 | 106,21 | 6,3 |
| Sa | 6.814 | 109,55 | 2,5 |
| Do | 6.285 | 101,05 | 1,6 |
| Lab | 6.121 | 98,41 | 6,7 |
| Fes | 6.143 | 98,76 | 2,1 |

**Día Medio**

| | Lab. | Fes. | Medio |
|----|--------------|--------------|--------------|
| 00 | 78 | 139 | 96 |
| 01 | 42 | 104 | 62 |
| 02 | 20 | 79 | 36 |
| 03 | 13 | 56 | 24 |
| 04 | 15 | 46 | 22 |
| 05 | 32 | 41 | 33 |
| 06 | 73 | 45 | 64 |
| 07 | 164 | 56 | 131 |
| 08 | 248 | 79 | 199 |
| 09 | 309 | 139 | 264 |
| 10 | 315 | 217 | 298 |
| 11 | 340 | 355 | 356 |
| 12 | 384 | 455 | 414 |
| 13 | 448 | 509 | 471 |
| 14 | 380 | 393 | 387 |
| 15 | 359 | 292 | 343 |
| 16 | 399 | 400 | 404 |
| 17 | 414 | 487 | 436 |
| 18 | 439 | 515 | 457 |
| 19 | 471 | 518 | 485 |
| 20 | 471 | 476 | 484 |
| 21 | 350 | 367 | 368 |
| 22 | 220 | 231 | 237 |
| 23 | 137 | 144 | 149 |
| | 6.121 | 6.143 | 6.220 |



Estación: **PO-316(3)**Tipo: **PER****MEMORIA DE AFOROS 2007**Anterior: **C-550d(47)**Rede/Red: **PC**

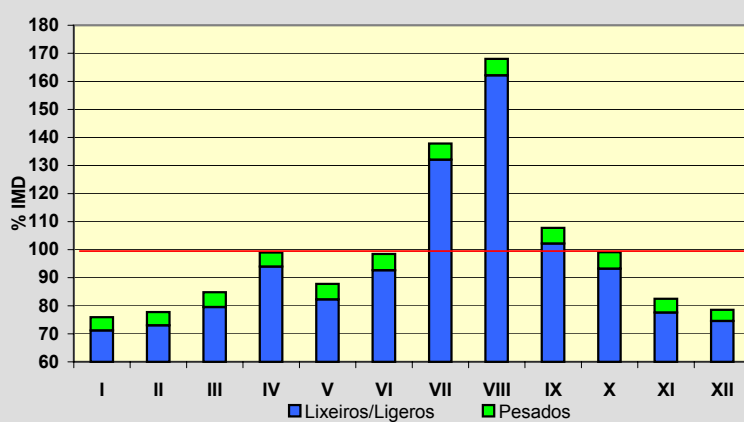
Nome/Nombre:

O GroveIMD: **13.420** I₃₀: **1.850**

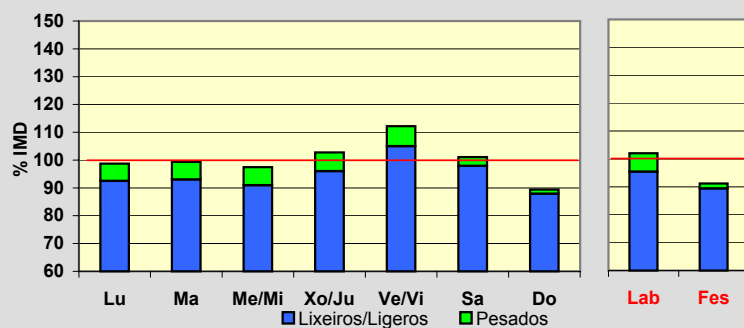
Treito/Tramo:

A Lanzada - O Grove% Pes.: **5,3** I₁₅₀: **1.608****Variación Mensual**

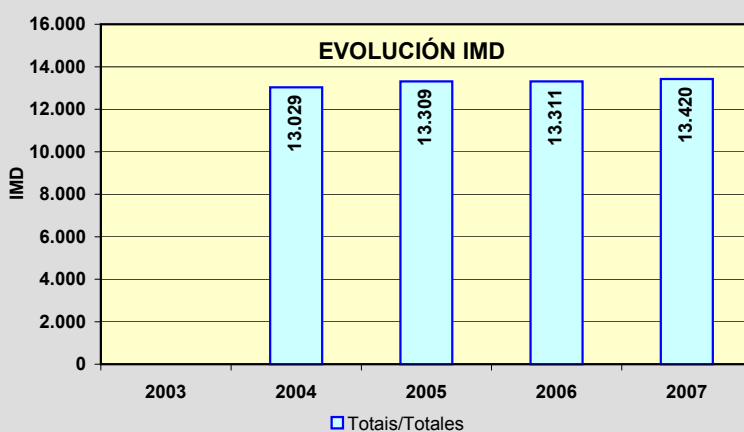
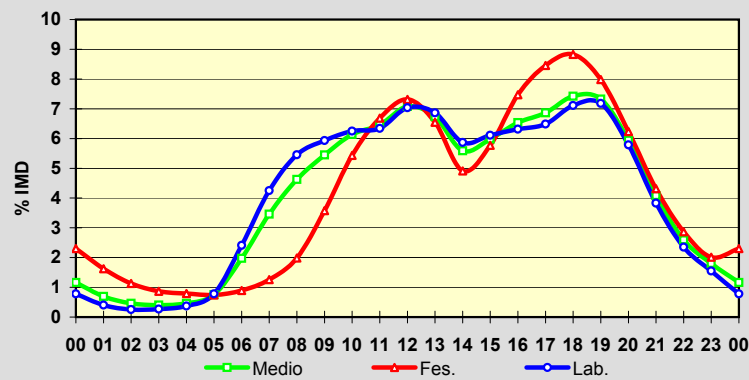
| | I.M.D. | % I.M.D. | % Pes. |
|------|--------|----------|--------|
| I | 10.188 | 75,92 | 6,2 |
| II | 10.432 | 77,73 | 6,1 |
| III | 11.386 | 84,84 | 6,3 |
| IV | 13.283 | 98,98 | 5,1 |
| V | 11.779 | 87,77 | 6,3 |
| VI | 13.214 | 98,46 | 5,9 |
| VII | 18.500 | 137,85 | 4,2 |
| VIII | 22.546 | 168,00 | 3,5 |
| IX | 14.460 | 107,75 | 5,2 |
| X | 13.294 | 99,06 | 5,9 |
| XI | 11.072 | 82,50 | 6,0 |
| XII | 10.544 | 78,57 | 5,1 |

**Semana Media**

| | I.M.D. | % I.M.D. | % Pes. |
|-------|--------|----------|--------|
| Lu | 13.248 | 98,72 | 6,3 |
| Ma | 13.335 | 99,37 | 6,4 |
| Me/Mi | 13.081 | 97,47 | 6,7 |
| Xo/Ju | 13.793 | 102,78 | 6,6 |
| Ve/Vi | 15.057 | 112,20 | 6,4 |
| Sa | 13.565 | 101,08 | 3,1 |
| Do | 12.000 | 89,42 | 1,7 |
| Lab | 13.698 | 102,07 | 6,5 |
| Fes | 12.237 | 91,18 | 1,9 |

**Día Medio**

| | Lab. | Fes. | Medio |
|--------------|---------------|---------------|---------------|
| 00 | 107 | 282 | 156 |
| 01 | 55 | 199 | 93 |
| 02 | 35 | 138 | 62 |
| 03 | 37 | 106 | 54 |
| 04 | 51 | 97 | 62 |
| 05 | 107 | 91 | 101 |
| 06 | 330 | 109 | 265 |
| 07 | 582 | 154 | 464 |
| 08 | 747 | 243 | 621 |
| 09 | 813 | 438 | 731 |
| 10 | 856 | 665 | 824 |
| 11 | 869 | 818 | 867 |
| 12 | 964 | 895 | 950 |
| 13 | 940 | 801 | 904 |
| 14 | 804 | 601 | 750 |
| 15 | 837 | 706 | 803 |
| 16 | 865 | 914 | 877 |
| 17 | 889 | 1.035 | 921 |
| 18 | 974 | 1.080 | 996 |
| 19 | 984 | 977 | 983 |
| 20 | 793 | 763 | 798 |
| 21 | 525 | 528 | 548 |
| 22 | 322 | 351 | 348 |
| 23 | 212 | 246 | 242 |
| Total | 13.698 | 12.237 | 13.420 |



Estación: **PO-331(8)**Tipo: **COM**

MEMORIA DE AFOROS 2007

Anterior: **PO-331(8)**Rede/Red: **PC**

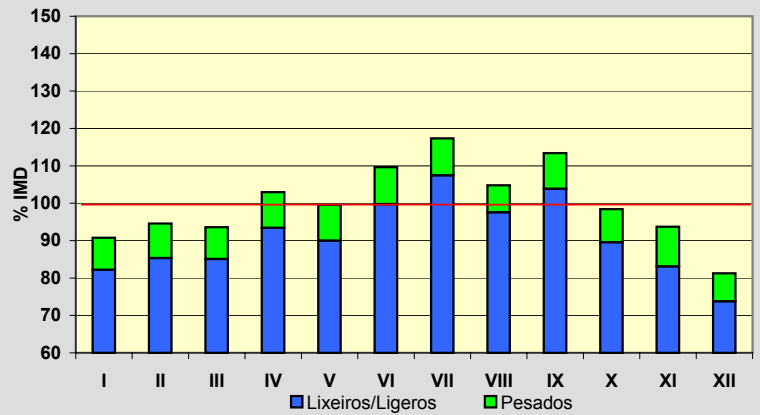
Nome/Nombre:

ZamásIMD: **5.537** I₃₀: **878**

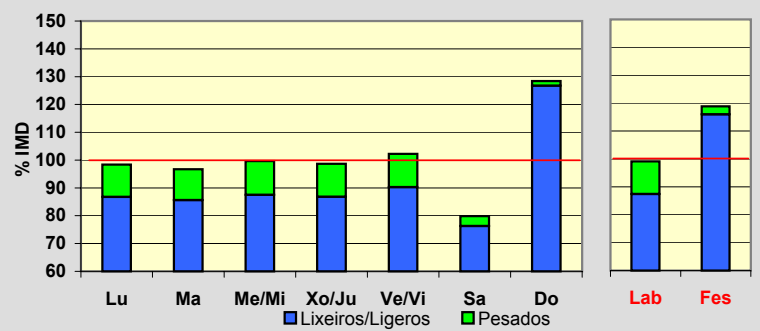
Treito/Tramo:

Cela (PO-342) - PO-330% Pes.: **9,0** I₁₅₀: **680****Variación Mensual**

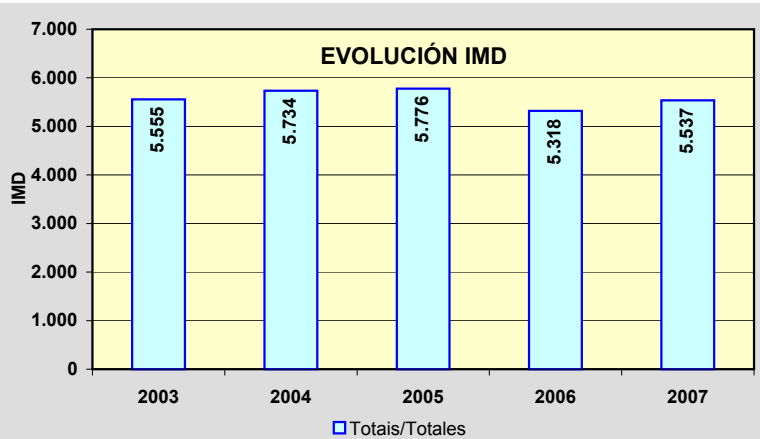
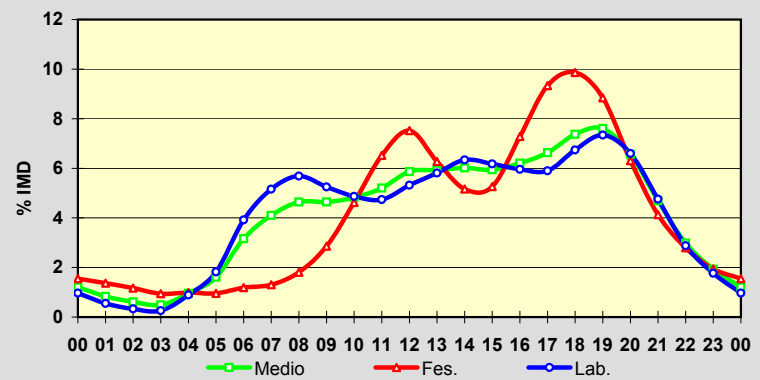
| | I.M.D. | % I.M.D. | % Pes. |
|------|--------|----------|--------|
| I | 5.025 | 90,75 | 9,4 |
| II | 5.238 | 94,60 | 9,8 |
| III | 5.183 | 93,61 | 9,1 |
| IV | 5.702 | 102,98 | 9,3 |
| V | 5.512 | 99,55 | 9,6 |
| VI | 6.070 | 109,63 | 9,0 |
| VII | 6.497 | 117,34 | 8,4 |
| VIII | 5.803 | 104,80 | 6,9 |
| IX | 6.279 | 113,40 | 8,4 |
| X | 5.451 | 98,45 | 9,0 |
| XI | 5.189 | 93,72 | 11,3 |
| XII | 4.500 | 81,27 | 9,2 |

**Semana Media**

| | I.M.D. | % I.M.D. | % Pes. |
|-------|--------|----------|--------|
| Lu | 5.446 | 98,36 | 11,8 |
| Ma | 5.356 | 96,73 | 11,5 |
| Me/Mi | 5.517 | 99,64 | 12,2 |
| Xo/Ju | 5.462 | 98,65 | 12,0 |
| Ve/Vi | 5.662 | 102,26 | 11,7 |
| Sa | 4.423 | 79,88 | 4,5 |
| Do | 7.112 | 128,45 | 1,3 |
| Lab | 5.489 | 99,13 | 11,8 |
| Fes | 6.580 | 118,84 | 2,4 |

**Día Medio**

| | Lab. | Fes. | Medio |
|----|--------------|--------------|--------------|
| 00 | 53 | 102 | 67 |
| 01 | 30 | 90 | 46 |
| 02 | 18 | 77 | 34 |
| 03 | 14 | 62 | 27 |
| 04 | 49 | 65 | 53 |
| 05 | 100 | 63 | 89 |
| 06 | 215 | 78 | 175 |
| 07 | 283 | 86 | 227 |
| 08 | 312 | 119 | 257 |
| 09 | 288 | 188 | 257 |
| 10 | 267 | 304 | 267 |
| 11 | 260 | 429 | 288 |
| 12 | 292 | 495 | 325 |
| 13 | 319 | 413 | 328 |
| 14 | 348 | 340 | 333 |
| 15 | 339 | 346 | 329 |
| 16 | 327 | 479 | 344 |
| 17 | 324 | 614 | 367 |
| 18 | 370 | 649 | 408 |
| 19 | 403 | 582 | 421 |
| 20 | 362 | 415 | 363 |
| 21 | 261 | 272 | 260 |
| 22 | 158 | 184 | 165 |
| 23 | 97 | 128 | 107 |
| | 5.489 | 6.580 | 5.537 |

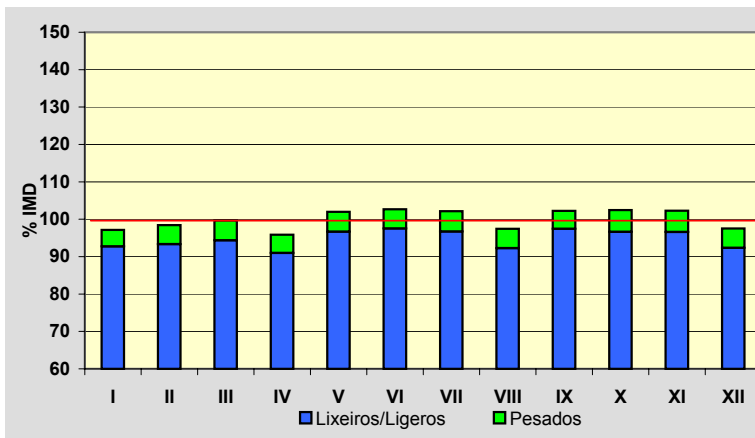


Estación: **PO-331(16)**Tipo: **COM**

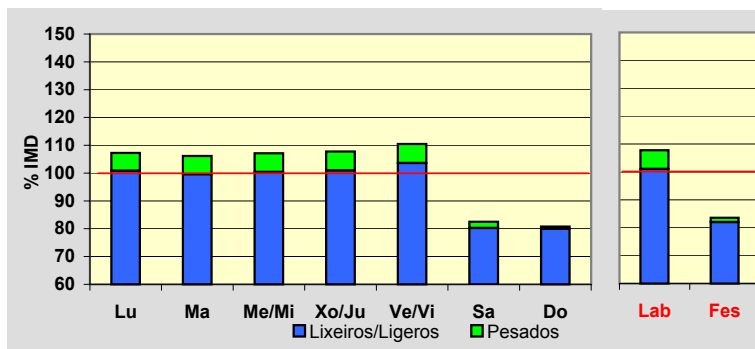
MEMORIA DE AFOROS 2007

Anterior: **PO-331(15)**Rede/Red: **PC**Nome/Nombre: **Gondomar (Pego Negro)**IMD: **9.475** I₃₀: **876**Treito/Tramo: **PO-332 - Gondomar**% Pes.: **5,2** I₁₅₀: **827****Variación Mensual**

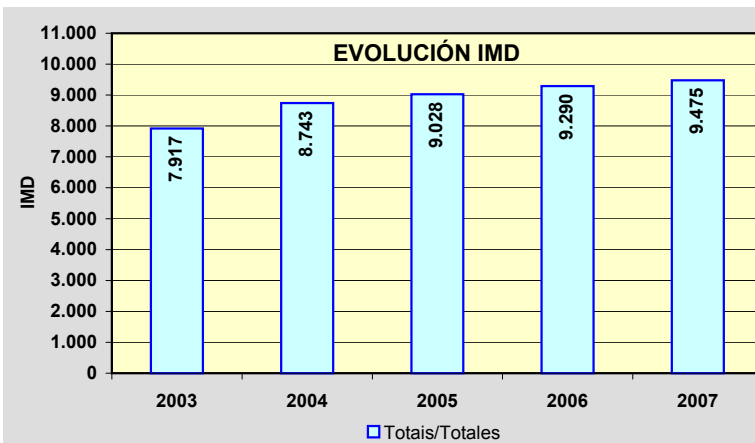
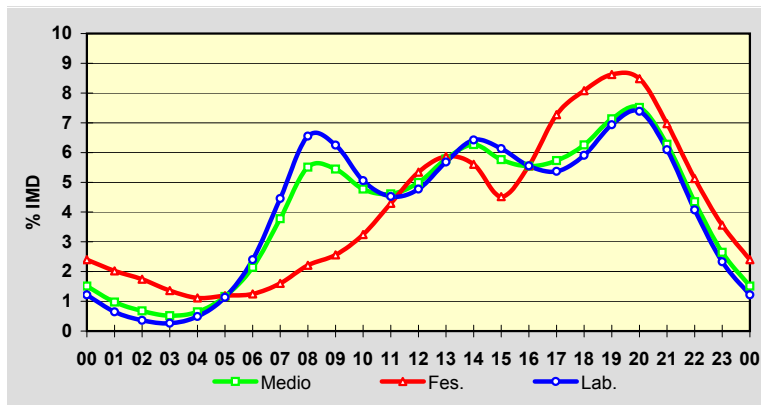
| | I.M.D. | % I.M.D. | % Pes. |
|------|--------|----------|--------|
| I | 9.203 | 97,13 | 4,5 |
| II | 9.327 | 98,44 | 5,2 |
| III | 9.442 | 99,65 | 5,3 |
| IV | 9.085 | 95,88 | 5,1 |
| V | 9.664 | 101,99 | 5,2 |
| VI | 9.728 | 102,67 | 5,0 |
| VII | 9.679 | 102,15 | 5,3 |
| VIII | 9.233 | 97,45 | 5,3 |
| IX | 9.688 | 102,25 | 4,7 |
| X | 9.709 | 102,47 | 5,7 |
| XI | 9.693 | 102,30 | 5,6 |
| XII | 9.242 | 97,54 | 5,3 |

**Semana Media**

| | I.M.D. | % I.M.D. | % Pes. |
|-------|--------|----------|--------|
| Lu | 10.164 | 107,27 | 6,0 |
| Ma | 10.059 | 106,16 | 6,2 |
| Me/Mi | 10.150 | 107,12 | 6,3 |
| Xo/Ju | 10.213 | 107,79 | 6,3 |
| Ve/Vi | 10.468 | 110,48 | 6,2 |
| Sa | 7.818 | 82,51 | 2,7 |
| Do | 7.656 | 80,80 | 1,0 |
| Lab | 10.210 | 107,76 | 6,2 |
| Fes | 7.920 | 83,59 | 1,9 |

**Día Medio**

| | Lab. | Fes. | Medio |
|----|---------------|--------------|--------------|
| 00 | 124 | 190 | 143 |
| 01 | 66 | 160 | 92 |
| 02 | 37 | 138 | 64 |
| 03 | 27 | 108 | 49 |
| 04 | 50 | 88 | 61 |
| 05 | 116 | 94 | 110 |
| 06 | 245 | 99 | 203 |
| 07 | 455 | 127 | 358 |
| 08 | 669 | 175 | 522 |
| 09 | 638 | 203 | 516 |
| 10 | 516 | 257 | 452 |
| 11 | 462 | 340 | 437 |
| 12 | 487 | 423 | 473 |
| 13 | 580 | 465 | 548 |
| 14 | 656 | 444 | 594 |
| 15 | 626 | 358 | 546 |
| 16 | 567 | 440 | 525 |
| 17 | 548 | 576 | 543 |
| 18 | 603 | 640 | 593 |
| 19 | 708 | 683 | 676 |
| 20 | 754 | 672 | 712 |
| 21 | 622 | 552 | 595 |
| 22 | 416 | 406 | 412 |
| 23 | 238 | 282 | 251 |
| | 10.210 | 7.920 | 9.475 |

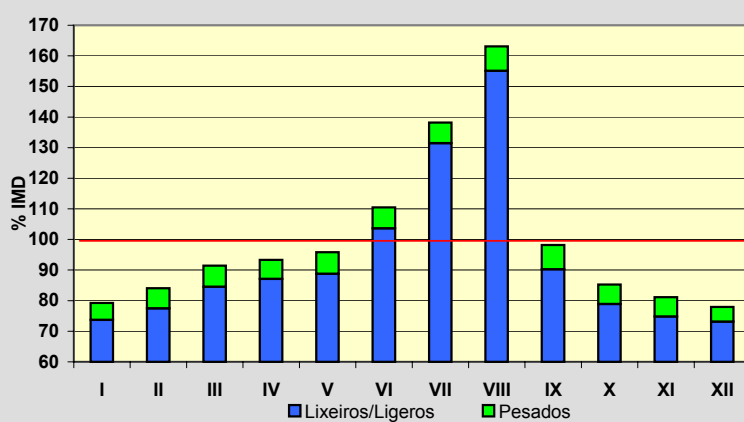


Estación: **PO-340(3)**Tipo: **COM**

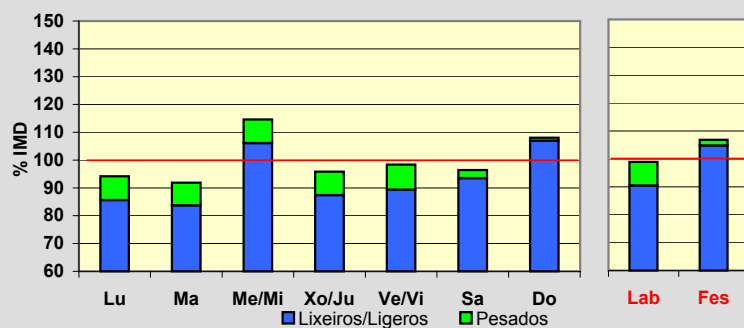
MEMORIA DE AFOROS 2007

Anterior: **PO-340(4)**Rede/Red: **PC**Nome/Nombre: **Randufe (Tui)**IMD: **2.282** I₃₀: **413**Treito/Tramo: **Enl. A-55 - Couso (PO-344)**% Pes.: **6,6** I₁₅₀: **313****Variación Mensual**

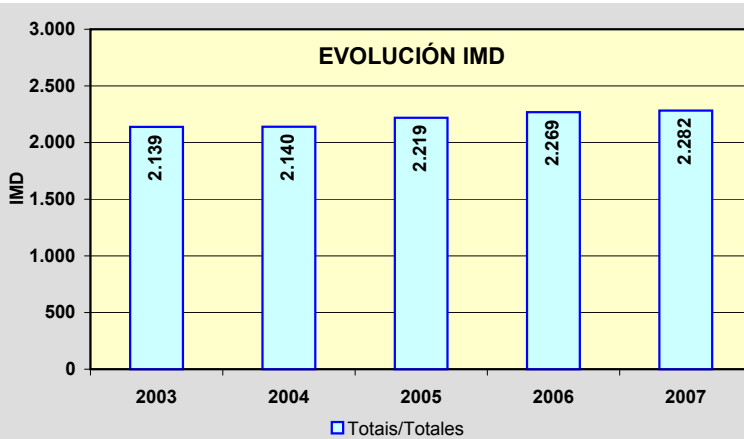
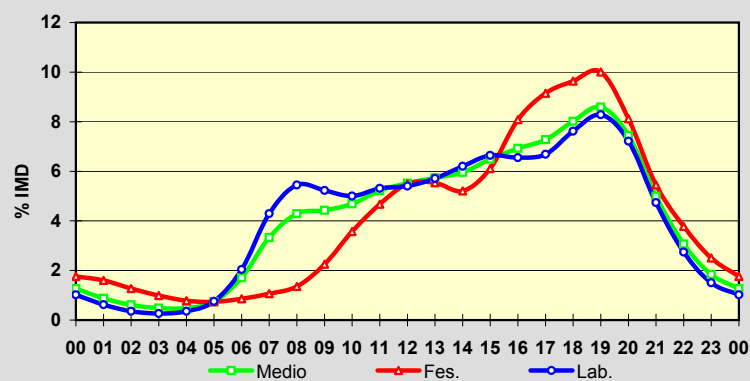
| | I.M.D. | % I.M.D. | % Pes. |
|------|--------|----------|--------|
| I | 1.808 | 79,23 | 7,0 |
| II | 1.918 | 84,05 | 7,8 |
| III | 2.086 | 91,41 | 7,5 |
| IV | 2.130 | 93,34 | 6,7 |
| V | 2.187 | 95,84 | 7,4 |
| VI | 2.521 | 110,47 | 6,2 |
| VII | 3.154 | 138,21 | 4,9 |
| VIII | 3.722 | 163,10 | 4,9 |
| IX | 2.241 | 98,20 | 8,1 |
| X | 1.946 | 85,28 | 7,5 |
| XI | 1.851 | 81,11 | 7,8 |
| XII | 1.779 | 77,96 | 6,2 |

**Semana Media**

| | I.M.D. | % I.M.D. | % Pes. |
|-------|--------|----------|--------|
| Lu | 2.149 | 94,17 | 9,1 |
| Ma | 2.097 | 91,89 | 8,9 |
| Me/Mi | 2.615 | 114,59 | 7,4 |
| Xo/Ju | 2.187 | 95,84 | 8,8 |
| Ve/Vi | 2.245 | 98,38 | 9,2 |
| Sa | 2.200 | 96,41 | 3,0 |
| Do | 2.466 | 108,06 | 1,0 |
| Lab | 2.258 | 98,95 | 8,6 |
| Fes | 2.438 | 106,84 | 1,9 |

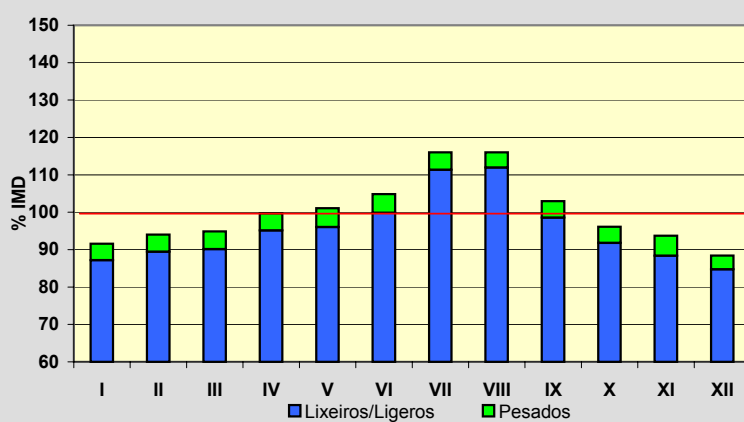
**Día Medio**

| | Lab. | Fes. | Medio |
|----|--------------|--------------|--------------|
| 00 | 23 | 43 | 29 |
| 01 | 14 | 39 | 20 |
| 02 | 8 | 31 | 14 |
| 03 | 6 | 24 | 11 |
| 04 | 8 | 19 | 11 |
| 05 | 17 | 18 | 17 |
| 06 | 46 | 21 | 39 |
| 07 | 97 | 26 | 76 |
| 08 | 123 | 33 | 98 |
| 09 | 118 | 55 | 101 |
| 10 | 113 | 87 | 107 |
| 11 | 120 | 114 | 119 |
| 12 | 122 | 134 | 126 |
| 13 | 129 | 135 | 131 |
| 14 | 140 | 127 | 136 |
| 15 | 150 | 149 | 148 |
| 16 | 148 | 197 | 158 |
| 17 | 151 | 223 | 166 |
| 18 | 172 | 235 | 183 |
| 19 | 187 | 244 | 196 |
| 20 | 163 | 198 | 170 |
| 21 | 107 | 133 | 114 |
| 22 | 62 | 92 | 70 |
| 23 | 34 | 61 | 42 |
| | 2.258 | 2.438 | 2.282 |

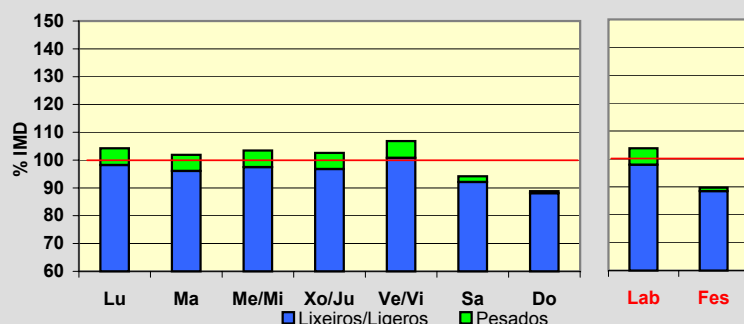


Estación: **PO-340(18)**Tipo: **COM****MEMORIA DE AFOROS 2007**Anterior: **PO-340(19)**Rede/Red: **PC**Nome/Nombre: **Gondomar norte**IMD: **13.860** I₃₀: **1.334**Treito/Tramo: **Gondomar - A Ramallosa (PO-552)**% Pes.: **4,6** I₁₅₀: **1.204****Variación Mensual**

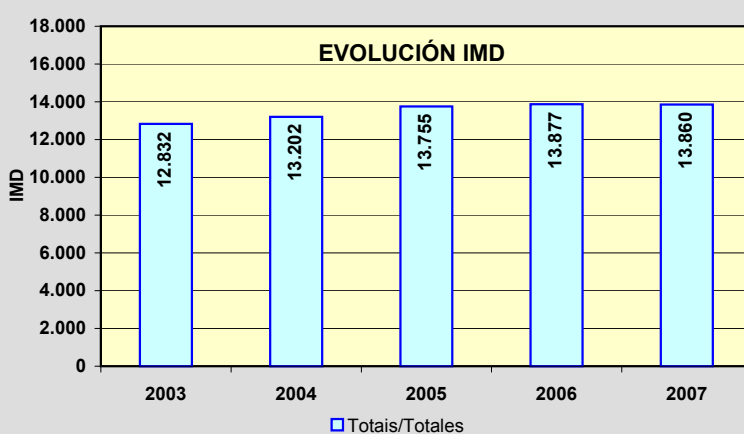
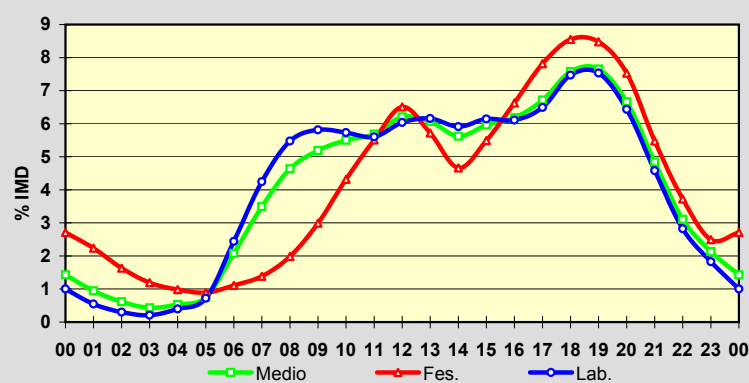
| | I.M.D. | % I.M.D. | % Pes. |
|------|--------|----------|--------|
| I | 12.692 | 91,57 | 4,8 |
| II | 13.034 | 94,04 | 4,9 |
| III | 13.151 | 94,88 | 5,0 |
| IV | 13.823 | 99,73 | 4,6 |
| V | 14.010 | 101,08 | 5,0 |
| VI | 14.534 | 104,86 | 4,8 |
| VII | 16.079 | 116,01 | 4,0 |
| VIII | 16.080 | 116,02 | 3,5 |
| IX | 14.272 | 102,97 | 4,3 |
| X | 13.320 | 96,10 | 4,5 |
| XI | 12.991 | 93,73 | 5,7 |
| XII | 12.257 | 88,43 | 4,2 |

**Semana Media**

| | I.M.D. | % I.M.D. | % Pes. |
|-------|--------|----------|--------|
| Lu | 14.451 | 104,26 | 5,8 |
| Ma | 14.125 | 101,91 | 5,7 |
| Me/Mi | 14.338 | 103,45 | 5,8 |
| Xo/Ju | 14.221 | 102,60 | 5,7 |
| Ve/Vi | 14.812 | 106,87 | 5,7 |
| Sa | 13.053 | 94,18 | 2,2 |
| Do | 12.308 | 88,80 | 0,8 |
| Lab | 14.391 | 103,83 | 5,7 |
| Fes | 12.436 | 89,73 | 1,4 |

**Día Medio**

| | Lab. | Fes. | Medio |
|----|---------------|---------------|---------------|
| 00 | 144 | 337 | 198 |
| 01 | 79 | 278 | 131 |
| 02 | 43 | 203 | 85 |
| 03 | 30 | 148 | 60 |
| 04 | 57 | 122 | 74 |
| 05 | 104 | 111 | 104 |
| 06 | 351 | 138 | 288 |
| 07 | 611 | 172 | 484 |
| 08 | 788 | 247 | 643 |
| 09 | 837 | 372 | 719 |
| 10 | 825 | 537 | 762 |
| 11 | 806 | 685 | 788 |
| 12 | 869 | 809 | 860 |
| 13 | 886 | 711 | 841 |
| 14 | 851 | 580 | 779 |
| 15 | 884 | 683 | 826 |
| 16 | 879 | 824 | 856 |
| 17 | 934 | 972 | 931 |
| 18 | 1.075 | 1.063 | 1.050 |
| 19 | 1.084 | 1.054 | 1.061 |
| 20 | 926 | 936 | 923 |
| 21 | 659 | 681 | 671 |
| 22 | 406 | 463 | 431 |
| 23 | 263 | 310 | 295 |
| | 14.391 | 12.436 | 13.860 |



Estación: **PO-344(0)**Tipo: **COM****MEMORIA DE AFOROS 2007**Anterior: **PO-344(1)**Rede/Red: **PC**

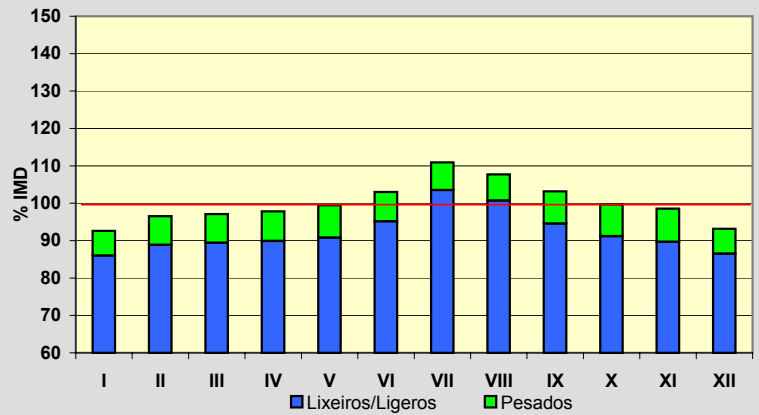
Nome/Nombre:

Forcadela (PO-344)IMD: **5.820** I₃₀: **558**

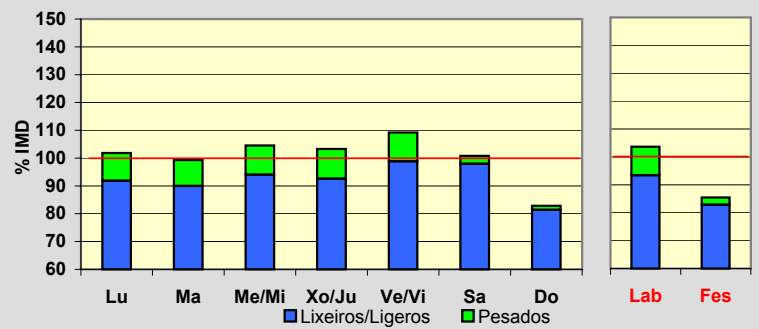
Treito/Tramo:

Forcadela - Tomiño% Pes.: **7,8** I₁₅₀: **518****Variación Mensual**

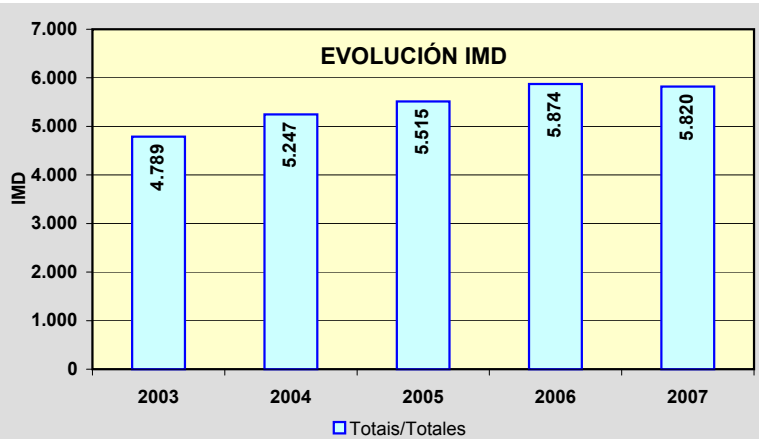
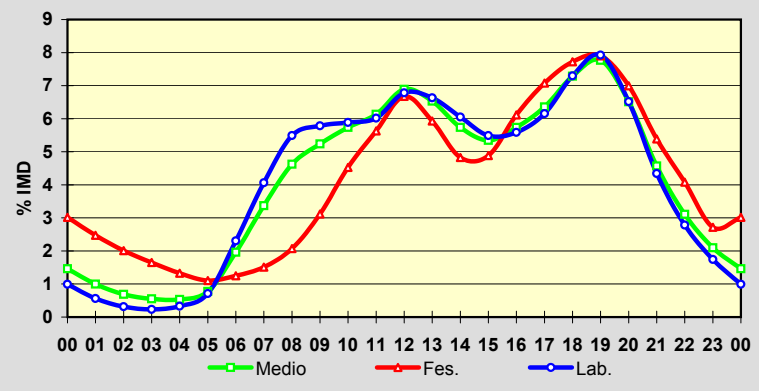
| | I.M.D. | % I.M.D. | % Pes. |
|------|--------|----------|--------|
| I | 5.390 | 92,61 | 7,1 |
| II | 5.618 | 96,53 | 7,9 |
| III | 5.652 | 97,11 | 7,9 |
| IV | 5.695 | 97,85 | 8,1 |
| V | 5.789 | 99,47 | 8,7 |
| VI | 5.994 | 102,99 | 7,6 |
| VII | 6.457 | 110,95 | 6,7 |
| VIII | 6.270 | 107,73 | 6,5 |
| IX | 6.004 | 103,16 | 8,3 |
| X | 5.800 | 99,66 | 8,5 |
| XI | 5.737 | 98,57 | 9,0 |
| XII | 5.422 | 93,16 | 7,1 |

**Semana Media**

| | I.M.D. | % I.M.D. | % Pes. |
|-------|--------|----------|--------|
| Lu | 5.928 | 101,86 | 9,8 |
| Ma | 5.781 | 99,33 | 9,4 |
| Me/Mi | 6.084 | 104,54 | 10,0 |
| Xo/Ju | 6.011 | 103,28 | 10,3 |
| Ve/Vi | 6.356 | 109,21 | 9,5 |
| Sa | 5.867 | 100,81 | 2,8 |
| Do | 4.821 | 82,84 | 1,7 |
| Lab | 6.031 | 103,63 | 9,8 |
| Fes | 4.973 | 85,45 | 3,0 |

**Día Medio**

| | Lab. | Fes. | Medio |
|----|--------------|--------------|--------------|
| 00 | 60 | 150 | 85 |
| 01 | 34 | 123 | 58 |
| 02 | 19 | 100 | 40 |
| 03 | 14 | 82 | 32 |
| 04 | 20 | 66 | 31 |
| 05 | 43 | 55 | 45 |
| 06 | 139 | 62 | 114 |
| 07 | 245 | 75 | 196 |
| 08 | 331 | 103 | 269 |
| 09 | 349 | 155 | 305 |
| 10 | 355 | 225 | 334 |
| 11 | 363 | 280 | 357 |
| 12 | 409 | 332 | 401 |
| 13 | 400 | 295 | 380 |
| 14 | 365 | 240 | 334 |
| 15 | 331 | 243 | 311 |
| 16 | 337 | 304 | 334 |
| 17 | 371 | 352 | 370 |
| 18 | 440 | 384 | 424 |
| 19 | 478 | 393 | 452 |
| 20 | 393 | 348 | 379 |
| 21 | 262 | 268 | 266 |
| 22 | 168 | 203 | 181 |
| 23 | 105 | 135 | 122 |
| | 6.031 | 4.973 | 5.820 |



Estación: **PO-400(1)**Tipo: **PER****MEMORIA DE AFOROS 2007**Anterior: **PO-400(1)**Rede/Red: **PC**

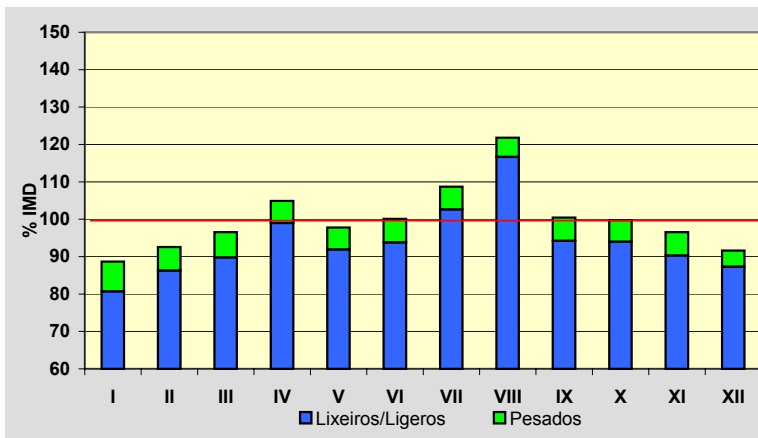
Nome/Nombre:

SalvaterraIMD: **1.803** I₃₀: **217**

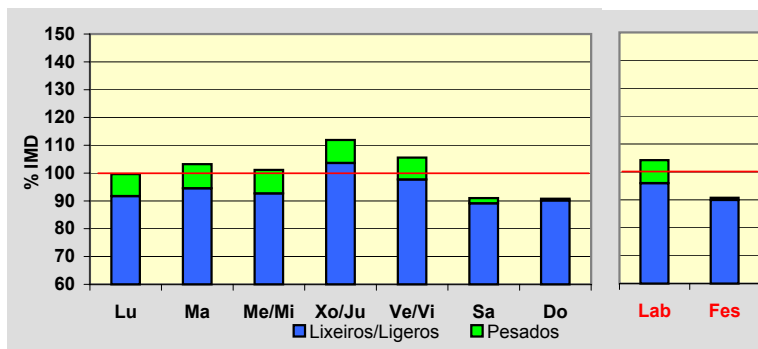
Treito/Tramo:

Salvaterra - PO-402% Pes.: **6,1** I₁₅₀: **181****Variación Mensual**

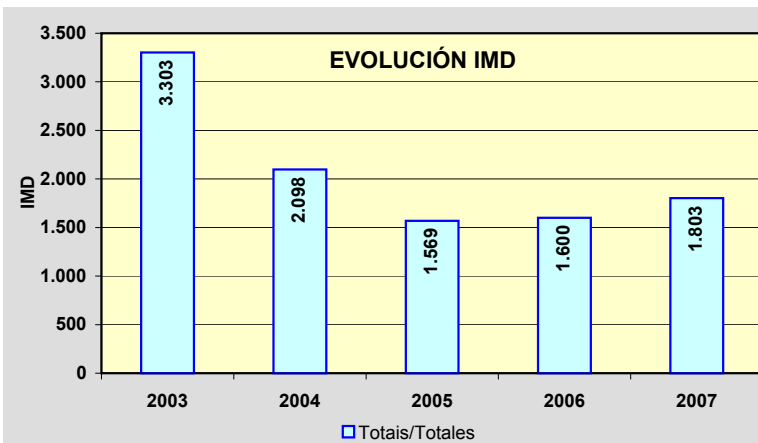
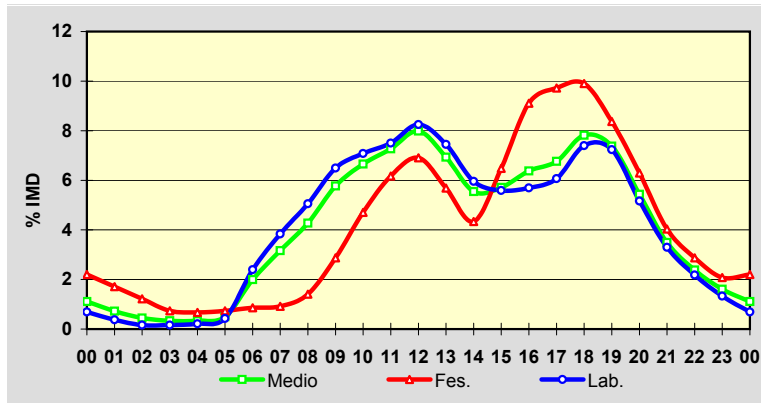
| | I.M.D. | % I.M.D. | % Pes. |
|------|--------|----------|--------|
| I | 1.599 | 88,69 | 9,0 |
| II | 1.669 | 92,57 | 6,8 |
| III | 1.741 | 96,56 | 7,0 |
| IV | 1.891 | 104,88 | 5,6 |
| V | 1.763 | 97,78 | 6,0 |
| VI | 1.805 | 100,11 | 6,3 |
| VII | 1.960 | 108,71 | 5,6 |
| VIII | 2.196 | 121,80 | 4,2 |
| IX | 1.811 | 100,44 | 6,2 |
| X | 1.799 | 99,78 | 5,8 |
| XI | 1.741 | 96,56 | 6,5 |
| XII | 1.652 | 91,63 | 4,7 |

**Semana Media**

| | I.M.D. | % I.M.D. | % Pes. |
|-------|--------|----------|--------|
| Lu | 1.797 | 99,67 | 8,0 |
| Ma | 1.861 | 103,22 | 8,4 |
| Me/Mi | 1.824 | 101,16 | 8,4 |
| Xo/Ju | 2.018 | 111,92 | 7,4 |
| Ve/Vi | 1.904 | 105,60 | 7,5 |
| Sa | 1.641 | 91,01 | 2,1 |
| Do | 1.637 | 90,79 | 0,7 |
| Lab | 1.879 | 104,22 | 7,9 |
| Fes | 1.636 | 90,74 | 0,9 |

**Día Medio**

| | Lab. | Fes. | Medio |
|----|--------------|--------------|--------------|
| 00 | 13 | 36 | 20 |
| 01 | 7 | 28 | 13 |
| 02 | 3 | 20 | 8 |
| 03 | 3 | 12 | 6 |
| 04 | 4 | 11 | 6 |
| 05 | 8 | 12 | 9 |
| 06 | 45 | 14 | 36 |
| 07 | 72 | 15 | 57 |
| 08 | 95 | 23 | 77 |
| 09 | 122 | 47 | 104 |
| 10 | 133 | 77 | 120 |
| 11 | 141 | 101 | 131 |
| 12 | 155 | 113 | 144 |
| 13 | 140 | 93 | 125 |
| 14 | 112 | 71 | 100 |
| 15 | 105 | 106 | 103 |
| 16 | 107 | 149 | 115 |
| 17 | 114 | 159 | 122 |
| 18 | 139 | 162 | 141 |
| 19 | 136 | 137 | 133 |
| 20 | 97 | 103 | 98 |
| 21 | 62 | 66 | 63 |
| 22 | 41 | 47 | 43 |
| 23 | 25 | 34 | 29 |
| | 1.879 | 1.636 | 1.803 |



Estación: **PO-400(17)**Tipo: **COM****MEMORIA DE AFOROS 2007**Anterior: **PO-400(17)**Rede/Red: **PC**

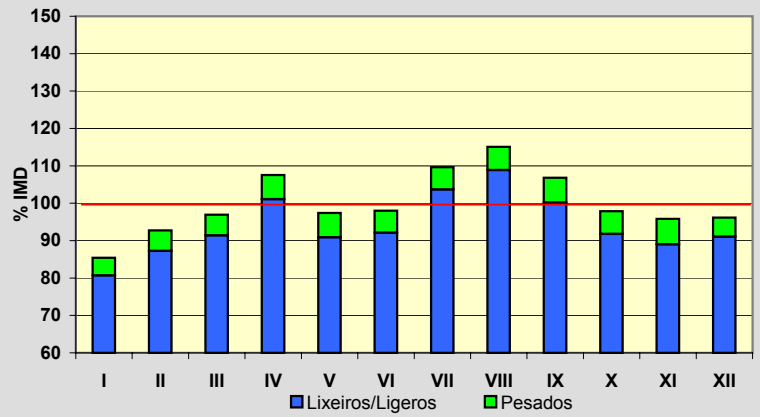
Nome/Nombre:

ArboIMD: **3.052** I₃₀: **342**

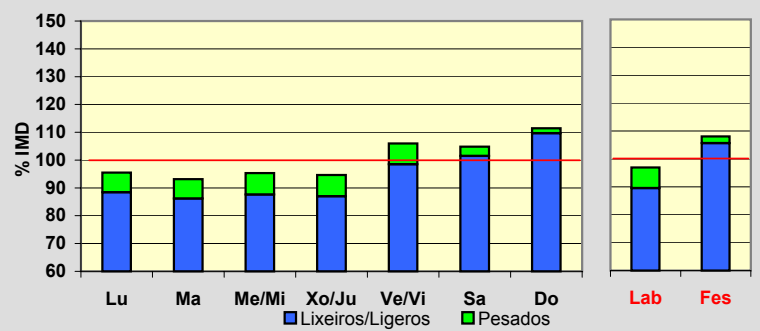
Treito/Tramo:

As Neves (PO-415) - Arbo (PO-415)% Pes.: **6,0** I₁₅₀: **280****Variación Mensual**

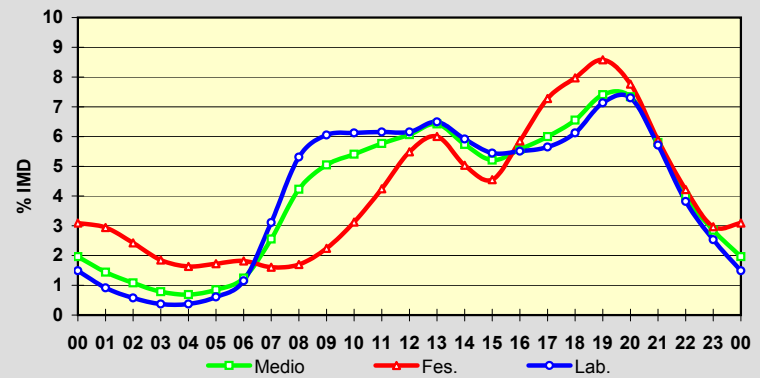
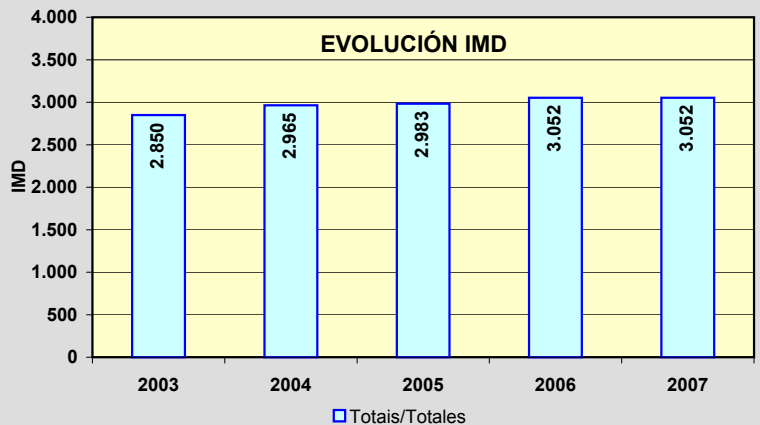
| | I.M.D. | % I.M.D. | % Pes. |
|------|--------|----------|--------|
| I | 2.607 | 85,42 | 5,5 |
| II | 2.830 | 92,73 | 5,9 |
| III | 2.959 | 96,95 | 5,7 |
| IV | 3.282 | 107,54 | 6,0 |
| V | 2.973 | 97,41 | 6,7 |
| VI | 2.991 | 98,00 | 6,0 |
| VII | 3.346 | 109,63 | 5,4 |
| VIII | 3.512 | 115,07 | 5,4 |
| IX | 3.260 | 106,82 | 6,2 |
| X | 2.987 | 97,87 | 6,2 |
| XI | 2.925 | 95,84 | 7,1 |
| XII | 2.935 | 96,17 | 5,3 |

**Semana Media**

| | I.M.D. | % I.M.D. | % Pes. |
|-------|--------|----------|--------|
| Lu | 2.914 | 95,48 | 7,4 |
| Ma | 2.843 | 93,15 | 7,5 |
| Me/Mi | 2.909 | 95,31 | 8,1 |
| Xo/Ju | 2.889 | 94,66 | 8,1 |
| Ve/Vi | 3.235 | 106,00 | 7,1 |
| Sa | 3.200 | 104,85 | 3,2 |
| Do | 3.402 | 111,47 | 1,6 |
| Lab | 2.958 | 96,92 | 7,6 |
| Fes | 3.298 | 108,06 | 2,2 |

**Día Medio**

| | Lab. | Fes. | Medio |
|----|--------------|--------------|--------------|
| 00 | 44 | 102 | 60 |
| 01 | 27 | 97 | 44 |
| 02 | 17 | 80 | 33 |
| 03 | 11 | 61 | 24 |
| 04 | 11 | 54 | 21 |
| 05 | 18 | 57 | 26 |
| 06 | 34 | 60 | 38 |
| 07 | 92 | 53 | 78 |
| 08 | 157 | 56 | 129 |
| 09 | 179 | 74 | 154 |
| 10 | 181 | 103 | 165 |
| 11 | 182 | 140 | 176 |
| 12 | 182 | 181 | 185 |
| 13 | 192 | 198 | 196 |
| 14 | 175 | 166 | 175 |
| 15 | 161 | 150 | 159 |
| 16 | 163 | 193 | 170 |
| 17 | 167 | 240 | 183 |
| 18 | 181 | 263 | 200 |
| 19 | 211 | 283 | 226 |
| 20 | 216 | 256 | 224 |
| 21 | 169 | 194 | 177 |
| 22 | 113 | 139 | 122 |
| 23 | 75 | 98 | 87 |
| | 2.958 | 3.298 | 3.052 |

**EVOLUCIÓN IMD**

Estación: **PO-402(10)**Tipo: **COM**

MEMORIA DE AFOROS 2007

Anterior: **PO-402(3)**Rede/Red: **S**

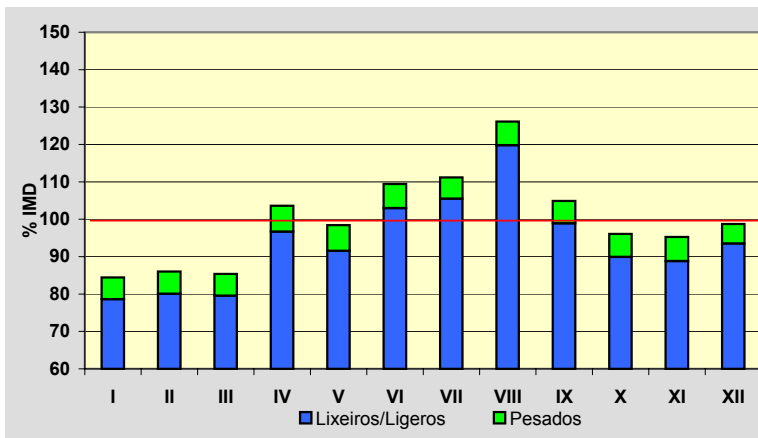
Nome/Nombre:

VilacováIMD: **636** I₃₀: **76**

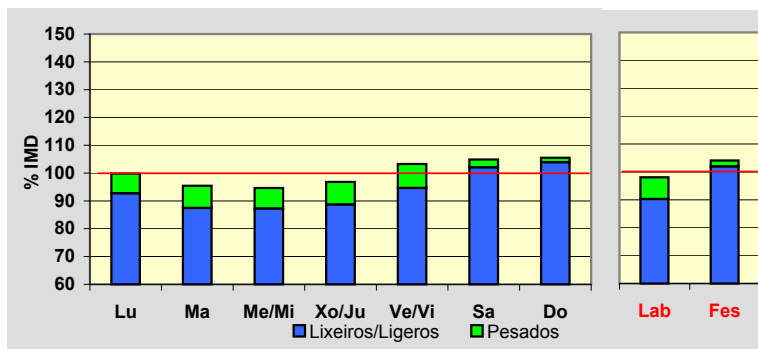
Treito/Tramo:

A-52 - Vilasobroso (N-120)% Pes.: **6,1** I₁₅₀: **61****Variación Mensual**

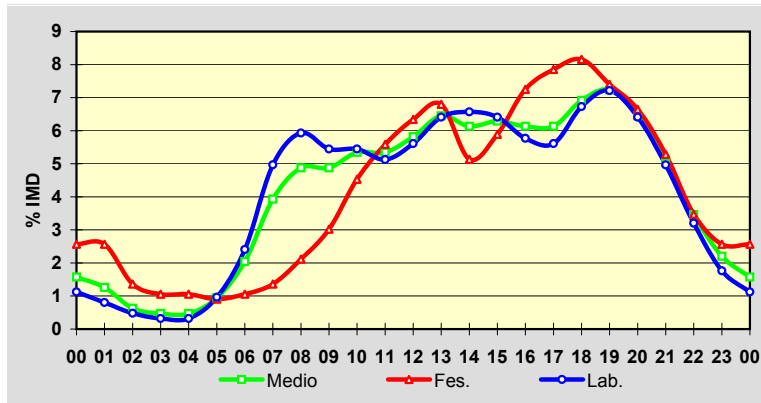
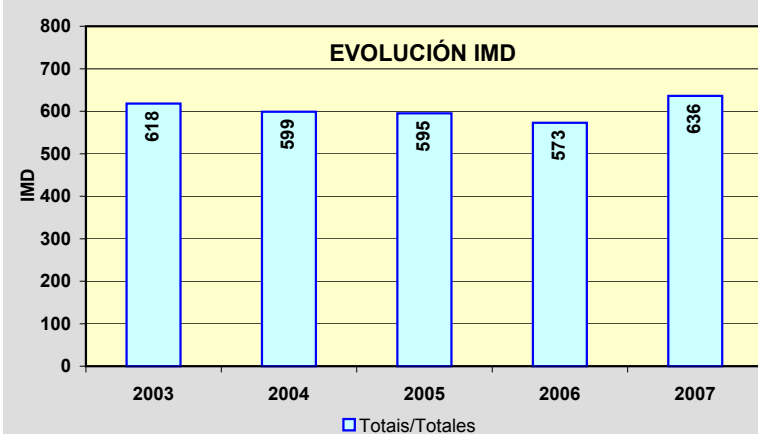
| | I.M.D. | % I.M.D. | % Pes. |
|------|--------|----------|--------|
| I | 537 | 84,43 | 6,9 |
| II | 547 | 86,01 | 6,9 |
| III | 543 | 85,38 | 6,8 |
| IV | 659 | 103,62 | 6,7 |
| V | 626 | 98,43 | 7,0 |
| VI | 696 | 109,43 | 5,9 |
| VII | 707 | 111,16 | 5,1 |
| VIII | 802 | 126,10 | 5,0 |
| IX | 667 | 104,87 | 5,7 |
| X | 611 | 96,07 | 6,4 |
| XI | 606 | 95,28 | 6,8 |
| XII | 628 | 98,74 | 5,3 |

**Semana Media**

| | I.M.D. | % I.M.D. | % Pes. |
|-------|--------|----------|--------|
| Lu | 635 | 99,84 | 7,1 |
| Ma | 607 | 95,44 | 8,4 |
| Me/Mi | 602 | 94,65 | 7,8 |
| Xo/Ju | 616 | 96,86 | 8,4 |
| Ve/Vi | 657 | 103,30 | 8,4 |
| Sa | 667 | 104,87 | 2,7 |
| Do | 671 | 105,50 | 1,5 |
| Lab | 624 | 98,11 | 8,0 |
| Fes | 662 | 104,09 | 2,0 |

**Día Medio**

| | Lab. | Fes. | Medio |
|----|------------|------------|------------|
| 00 | 7 | 17 | 10 |
| 01 | 5 | 17 | 8 |
| 02 | 3 | 9 | 4 |
| 03 | 2 | 7 | 3 |
| 04 | 2 | 7 | 3 |
| 05 | 6 | 6 | 6 |
| 06 | 15 | 7 | 13 |
| 07 | 31 | 9 | 25 |
| 08 | 37 | 14 | 31 |
| 09 | 34 | 20 | 31 |
| 10 | 34 | 30 | 34 |
| 11 | 32 | 37 | 34 |
| 12 | 35 | 42 | 37 |
| 13 | 40 | 45 | 41 |
| 14 | 41 | 34 | 39 |
| 15 | 40 | 39 | 40 |
| 16 | 36 | 48 | 39 |
| 17 | 35 | 52 | 39 |
| 18 | 42 | 54 | 44 |
| 19 | 45 | 49 | 46 |
| 20 | 40 | 44 | 41 |
| 21 | 31 | 35 | 32 |
| 22 | 20 | 23 | 22 |
| 23 | 11 | 17 | 14 |
| | 624 | 662 | 636 |

**EVOLUCIÓN IMD**

Estación: **PO-403(9)**Tipo: **COM**

MEMORIA DE AFOROS 2007

Anterior: **PO-403(9)**Rede/Red: **PC**

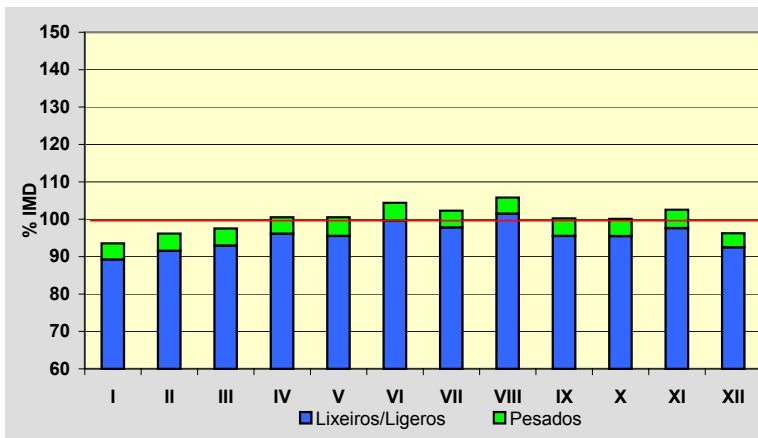
Nome/Nombre:

Pontearas (PO-403)IMD: **14.206** I₃₀: **1.326**

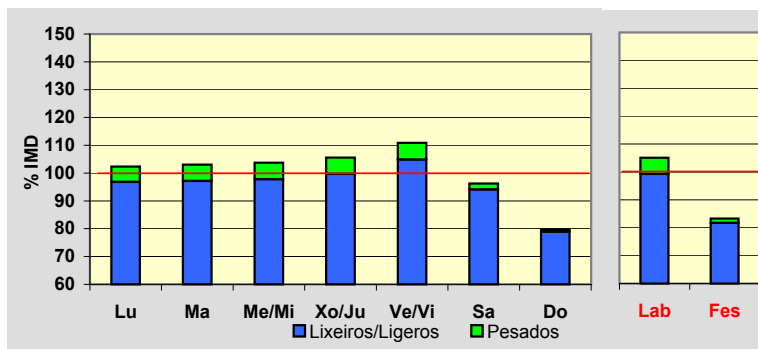
Treito/Tramo:

A-52 - Pontearas% Pes.: **4,6** I₁₅₀: **1.242****Variación Mensual**

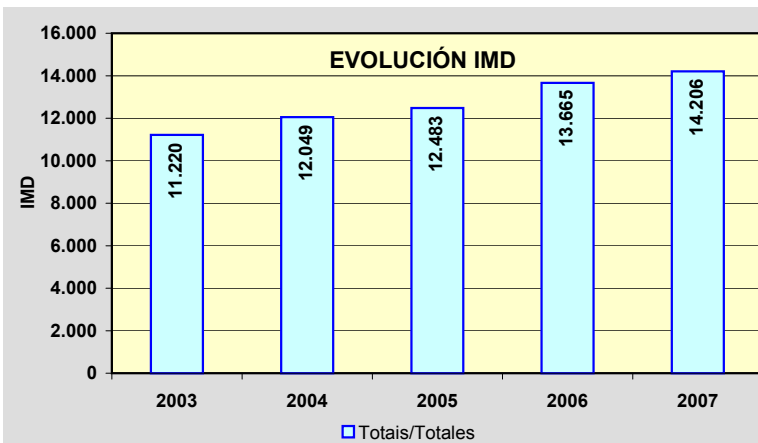
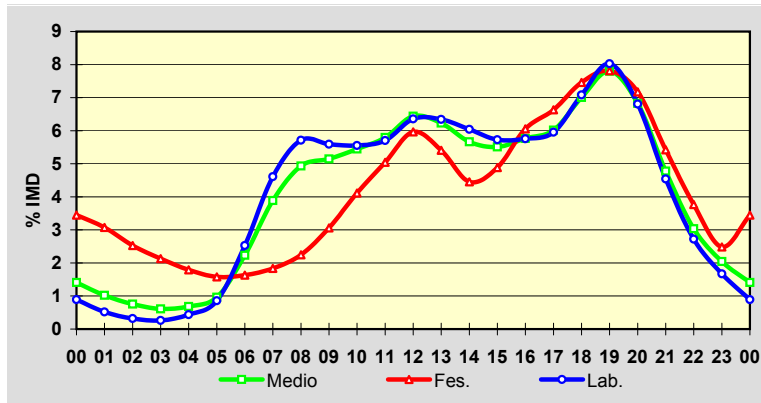
| | I.M.D. | % I.M.D. | % Pes. |
|------|--------|----------|--------|
| I | 13.289 | 93,54 | 4,6 |
| II | 13.659 | 96,15 | 4,8 |
| III | 13.854 | 97,52 | 4,7 |
| IV | 14.282 | 100,53 | 4,4 |
| V | 14.283 | 100,54 | 5,0 |
| VI | 14.829 | 104,39 | 4,6 |
| VII | 14.530 | 102,28 | 4,4 |
| VIII | 15.030 | 105,80 | 4,1 |
| IX | 14.236 | 100,21 | 4,7 |
| X | 14.218 | 100,08 | 4,6 |
| XI | 14.568 | 102,55 | 4,8 |
| XII | 13.670 | 96,23 | 3,9 |

**Semana Media**

| | I.M.D. | % I.M.D. | % Pes. |
|-------|--------|----------|--------|
| Lu | 14.540 | 102,35 | 5,4 |
| Ma | 14.635 | 103,02 | 5,7 |
| Me/Mi | 14.735 | 103,72 | 5,7 |
| Xo/Ju | 15.001 | 105,60 | 5,6 |
| Ve/Vi | 15.749 | 110,86 | 5,4 |
| Sa | 13.673 | 96,25 | 2,2 |
| Do | 11.328 | 79,74 | 1,1 |
| Lab | 14.928 | 105,08 | 5,5 |
| Fes | 11.836 | 83,32 | 1,9 |

**Día Medio**

| | Lab. | Fes. | Medio |
|----|---------------|---------------|---------------|
| 00 | 133 | 408 | 200 |
| 01 | 77 | 364 | 145 |
| 02 | 48 | 299 | 107 |
| 03 | 39 | 252 | 87 |
| 04 | 65 | 212 | 97 |
| 05 | 128 | 187 | 137 |
| 06 | 377 | 193 | 317 |
| 07 | 688 | 217 | 552 |
| 08 | 853 | 266 | 701 |
| 09 | 835 | 362 | 731 |
| 10 | 829 | 487 | 774 |
| 11 | 851 | 597 | 823 |
| 12 | 949 | 706 | 915 |
| 13 | 947 | 640 | 885 |
| 14 | 902 | 527 | 805 |
| 15 | 855 | 578 | 783 |
| 16 | 859 | 717 | 819 |
| 17 | 889 | 785 | 855 |
| 18 | 1.057 | 883 | 995 |
| 19 | 1.198 | 925 | 1.108 |
| 20 | 1.016 | 849 | 970 |
| 21 | 678 | 642 | 679 |
| 22 | 406 | 446 | 431 |
| 23 | 249 | 294 | 290 |
| | 14.928 | 11.836 | 14.206 |



Estación: **PO-405(0)**Tipo: **PER**

MEMORIA DE AFOROS 2007

Anterior: **PO-400b(0)**Rede/Red: **PC**

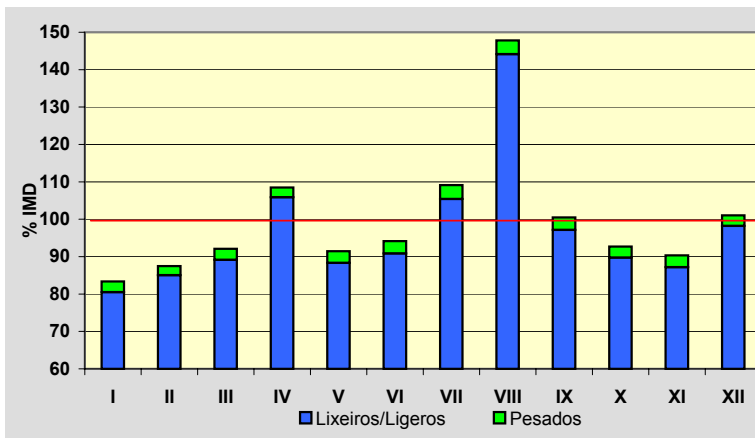
Nome/Nombre:

Ponte de ArboIMD: **2.114** I₃₀: **319**

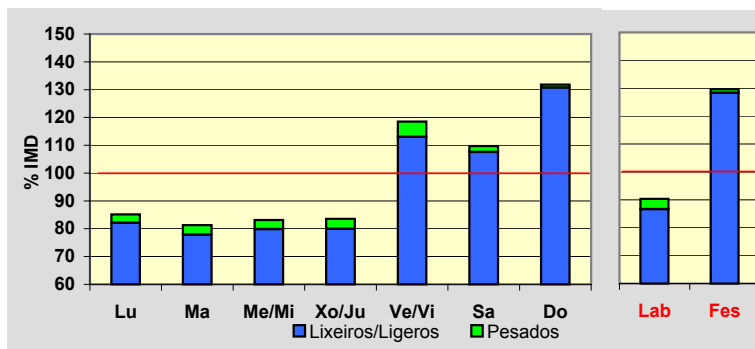
Treito/Tramo:

PO-400 - Portugal% Pes.: **3,1** I₁₅₀: **260****Variación Mensual**

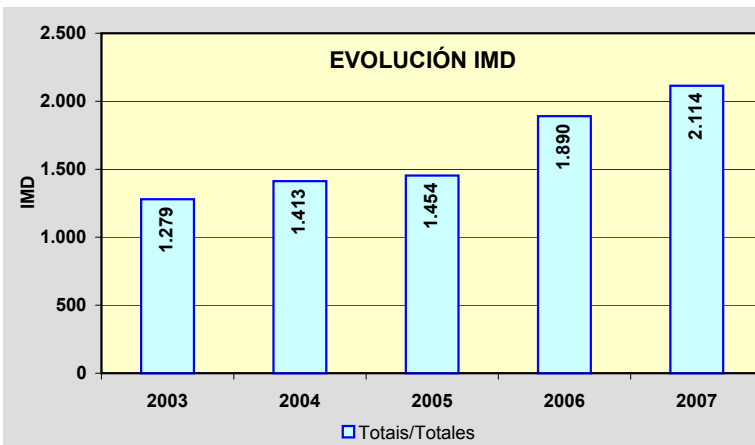
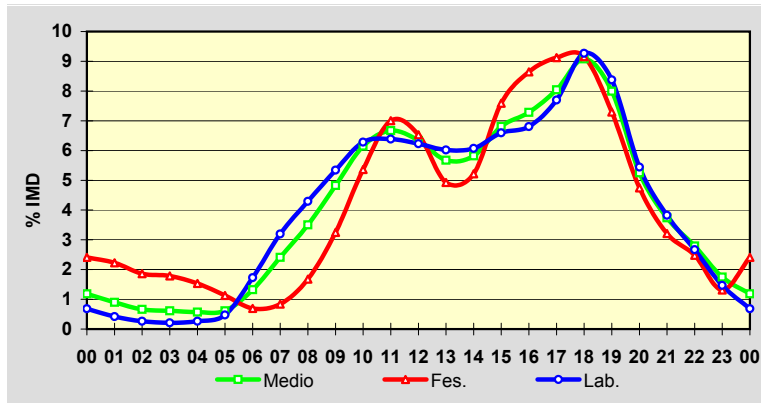
| | I.M.D. | % I.M.D. | % Pes. |
|------|--------|----------|--------|
| I | 1.762 | 83,35 | 3,4 |
| II | 1.849 | 87,46 | 2,8 |
| III | 1.947 | 92,10 | 3,2 |
| IV | 2.293 | 108,47 | 2,4 |
| V | 1.933 | 91,44 | 3,4 |
| VI | 1.990 | 94,13 | 3,5 |
| VII | 2.307 | 109,13 | 3,4 |
| VIII | 3.125 | 147,82 | 2,5 |
| IX | 2.124 | 100,47 | 3,3 |
| X | 1.960 | 92,72 | 3,2 |
| XI | 1.910 | 90,35 | 3,5 |
| XII | 2.136 | 101,04 | 2,8 |

**Semana Media**

| | I.M.D. | % I.M.D. | % Pes. |
|-------|--------|----------|--------|
| Lu | 1.800 | 85,15 | 3,5 |
| Ma | 1.719 | 81,32 | 4,2 |
| Me/Mi | 1.758 | 83,16 | 4,0 |
| Xo/Ju | 1.766 | 83,54 | 4,3 |
| Ve/Vi | 2.505 | 118,50 | 4,6 |
| Sa | 2.319 | 109,70 | 1,9 |
| Do | 2.787 | 131,84 | 0,8 |
| Lab | 1.910 | 90,35 | 4,1 |
| Fes | 2.741 | 129,66 | 1,0 |

**Día Medio**

| | Lab. | Fes. | Medio |
|----|--------------|--------------|--------------|
| 00 | 13 | 66 | 25 |
| 01 | 8 | 61 | 19 |
| 02 | 5 | 51 | 14 |
| 03 | 4 | 49 | 13 |
| 04 | 5 | 42 | 12 |
| 05 | 9 | 31 | 13 |
| 06 | 33 | 19 | 28 |
| 07 | 61 | 23 | 51 |
| 08 | 82 | 46 | 74 |
| 09 | 102 | 89 | 102 |
| 10 | 120 | 147 | 130 |
| 11 | 122 | 192 | 141 |
| 12 | 119 | 179 | 134 |
| 13 | 115 | 135 | 120 |
| 14 | 116 | 143 | 123 |
| 15 | 126 | 208 | 144 |
| 16 | 130 | 237 | 154 |
| 17 | 147 | 250 | 170 |
| 18 | 177 | 251 | 192 |
| 19 | 160 | 200 | 169 |
| 20 | 104 | 130 | 111 |
| 21 | 73 | 88 | 79 |
| 22 | 51 | 68 | 59 |
| 23 | 28 | 36 | 37 |
| | 1.910 | 2.741 | 2.114 |



PROVINCIA DE PONTEVEDRA

2007

| Código Estación | Tipo | Cuadríc. | | Nome / Nombre | Treito / Tramo | Rede Red | IMD | %Pes |
|--------------------|------|----------|---|---------------------|---|-------------|--------|------|
| | | X | Y | | | | | |
| PO-406(0) | Com | 10 | F | A Cañiza | A Cañiza - Límite de Provincia | PC | 1.197 | 3,4 |
| PO-504(1) | Per | 5 | H | Vilalonga | VG-4.1 - Vilalonga | PB | 8.509 | 5,8 |
| PO-510(14) | Per | 8 | D | Salvaterra (PO-510) | Enl. PO-403 - Oleiros (PO-402) | PB | 3.248 | 15,7 |
| PO-531(9) | Per | 6 | I | Curro (PO-531) | San Caetano (PO-225) - Curro (VG-4.1) | PB | 19.702 | 11,2 |
| PO-532(7) | Com | 7 | H | Ponte Caldelas | Marcón (PO-542) - Ponte Caldelas | PB | 5.965 | 5,6 |
| PO-533(4) | Per | 11 | K | Lalín (PO-533) | Lalín - Rodeiro | PB | 3.752 | 10,2 |
| PO-534(3) | Com | 10 | K | Lalín (PO-534) | AP-53 - P.I de Botos | PB | 5.645 | 8,3 |
| PO-534(24) | Com | 9 | J | Aciveiro | Laro (PO-201) - Cachafeiro (Estda. Dep.) | PB | 1.301 | 10,3 |
| PO-534(31) | Per | 9 | J | Folgoso | Cachafeiro (Estda. Dep.) - Folgoso (N-541) | PB | 2.104 | 11,6 |
| PO-535(0) | Per | 6 | H | Mosteiro de Poio | Mosteiro de Poio (VG-4.8) - San Xoán de Poio (PO-308) | PB | 5.511 | 5,5 |
| PO-542(1) | Com | 7 | H | Ponte Bora (PO-542) | Ponte Bora - Marcón | PB | 5.394 | 11,6 |
| PO-542(5) | Per | 7 | H | Marcón | Marcón - O Pino | PB | 9.931 | 12,3 |
| PO-548(16) | Per | 5 | J | Carril | Carril (PO-192) - Vilagarcía (cruce semáforos ó porto) | PB | 11.178 | 8,2 |
| PO-549(3) | Com | 5 | J | Vilanova de Arousa | PO-529 - Caleiro | PB | 13.867 | 4,1 |
| PO-550(8) | Per | 5 | H | Dena | PO-303 (Castrelo) - Vilalonga (PO-504) | PB | 12.553 | 6,5 |
| PO-551(1) | Com | 6 | H | Seixo | Marín - Seixo (Estda. Dep.) | PB | 12.888 | 4,7 |
| PO-551(13) | Per | 5 | G | Bueu | Bueu (PO-315) - Enl. VG-4.6 | PB | 9.545 | 4,8 |
| PO-551(21) | Per | 5 | F | Tirán | Cangas (PO-315) - Moaña (PO-313) | PB | 9.507 | 3,1 |
| PO-551(32) | Com | 6 | G | Domaio | Meira (Estda. Dep.) - Rande | PB | 10.548 | 3,9 |
| PO-552(3) | Com | 5 | F | A Xurela | A Xurela (Estda. Dep.) - Nigrán (PO-332) | PB | 15.585 | 3,1 |
| PO-552(18) | Com | 5 | E | Baiona | Baiona (Estda. Dep.) - AG-57 | PB | 6.098 | 3,4 |
| PO-552(60) | Per | 6 | C | Forcadela (PO-552) | Goíán (PO-553) - Vilar de Matos (PO-344) | PB | 14.595 | 6,6 |
| PO-552(68) | Per | 6 | C | Torrón | Forcadela Norte (PO-195) - Torrón (Estda. Dep.) | PB | 13.530 | 5,3 |
| PO-840(68) | Com | 11 | L | Agolada | Pte. Arcediago - Agolada | PB | 3.329 | 12,5 |
| PO-841(12) | Com | 7 | L | Pontevea Sur | Pontevea - Baloira (PO-214) | PB | 8.510 | 6,5 |
| VG-4.1(22) | Per | 5 | H | A Lanzada (VG) | Enl. Portonovo - A Lanzada (PO-550) | VAC | 7.463 | 5,8 |
| VG-4.2(1) | Com | 5 | I | Barrantes (VG-4.2) | Glor. Barrantes - Cambados | VAC | 10.305 | 7,8 |
| VG-4.3(0) | Com | 5 | I | Cambados (VG-4.3) | Cambados (PO-300) - Enl. Cambados (PO-549) | VAC | 9.548 | 7,3 |
| VG-4.3(4) | Per | 5 | J | Enlace Illa | Enl. Illa de Arousa (PO-530) - Enl. Vilagarcía (PO-529) | VAC | 7.939 | 6,0 |

TIPO: PER (Permanente), SEM (Semipermanente) y COM (Complementaria)

REDE: VAC (Vía alta capacidade), PB (Primaria básica), PC (Primaria complementaria) y S (Secundaria)

Estación: **PO-406(0)**Tipo: **COM**

MEMORIA DE AFOROS 2007

Anterior: **C-531b(1)**Rede/Red: **PC**

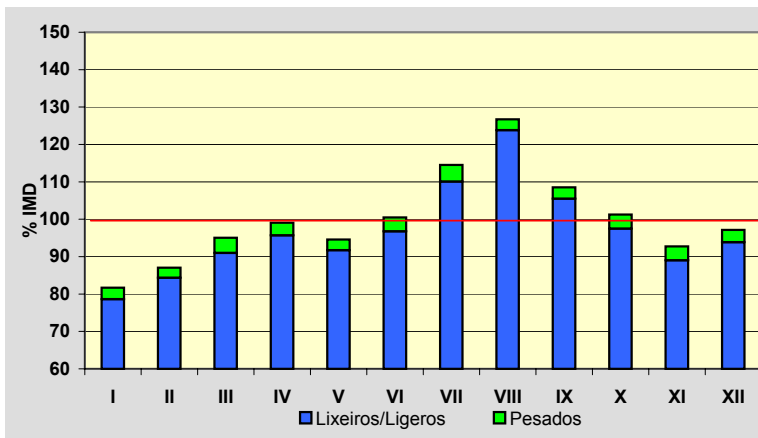
Nome/Nombre:

A CañizaIMD: **1.197** I₃₀: **156**

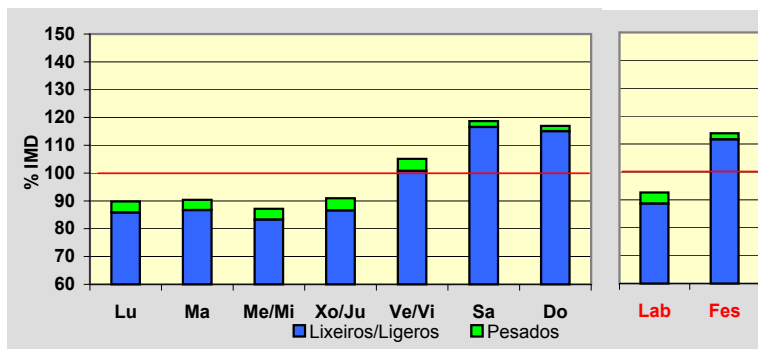
Treito/Tramo:

A Cañiza - Límite de Provincia% Pes.: **3,4** I₁₅₀: **130****Variación Mensual**

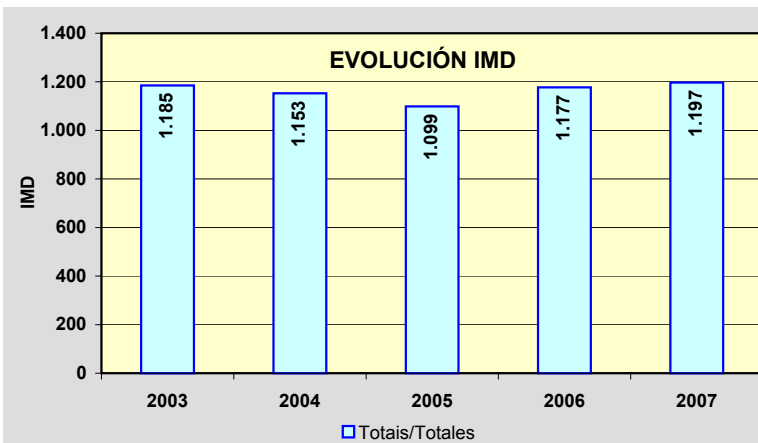
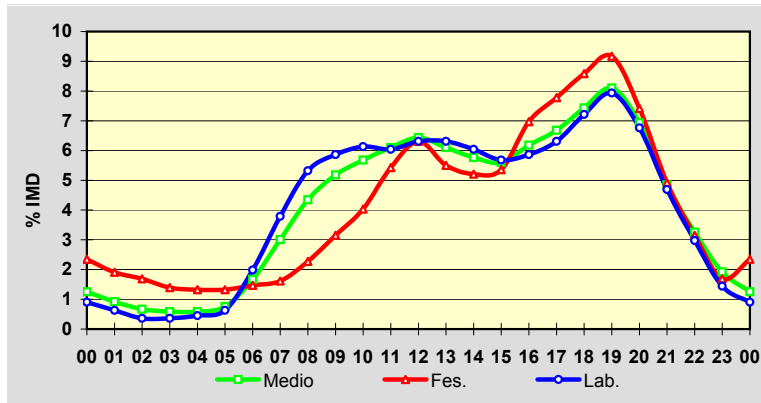
| | I.M.D. | % I.M.D. | % Pes. |
|------|--------|----------|--------|
| I | 978 | 81,70 | 3,8 |
| II | 1.042 | 87,05 | 3,1 |
| III | 1.138 | 95,07 | 4,3 |
| IV | 1.186 | 99,08 | 3,4 |
| V | 1.132 | 94,57 | 3,0 |
| VI | 1.203 | 100,50 | 3,7 |
| VII | 1.371 | 114,54 | 3,9 |
| VIII | 1.517 | 126,73 | 2,3 |
| IX | 1.299 | 108,52 | 2,8 |
| X | 1.212 | 101,25 | 3,7 |
| XI | 1.110 | 92,73 | 4,0 |
| XII | 1.163 | 97,16 | 3,4 |

**Semana Media**

| | I.M.D. | % I.M.D. | % Pes. |
|-------|--------|----------|--------|
| Lu | 1.075 | 89,81 | 4,4 |
| Ma | 1.082 | 90,39 | 4,1 |
| Me/Mi | 1.043 | 87,13 | 4,4 |
| Xo/Ju | 1.089 | 90,98 | 4,8 |
| Ve/Vi | 1.258 | 105,10 | 4,1 |
| Sa | 1.421 | 118,71 | 1,8 |
| Do | 1.400 | 116,96 | 1,6 |
| Lab | 1.109 | 92,65 | 4,3 |
| Fes | 1.363 | 113,87 | 1,9 |

**Día Medio**

| | Lab. | Fes. | Medio |
|----|--------------|--------------|--------------|
| 00 | 10 | 32 | 15 |
| 01 | 7 | 26 | 11 |
| 02 | 4 | 23 | 8 |
| 03 | 4 | 19 | 7 |
| 04 | 5 | 18 | 7 |
| 05 | 7 | 18 | 9 |
| 06 | 22 | 20 | 20 |
| 07 | 42 | 22 | 36 |
| 08 | 59 | 31 | 52 |
| 09 | 65 | 43 | 62 |
| 10 | 68 | 55 | 68 |
| 11 | 67 | 74 | 73 |
| 12 | 70 | 86 | 77 |
| 13 | 70 | 75 | 73 |
| 14 | 67 | 71 | 69 |
| 15 | 63 | 73 | 67 |
| 16 | 65 | 95 | 74 |
| 17 | 70 | 106 | 80 |
| 18 | 80 | 117 | 89 |
| 19 | 88 | 125 | 97 |
| 20 | 75 | 101 | 83 |
| 21 | 52 | 67 | 58 |
| 22 | 33 | 43 | 39 |
| 23 | 16 | 23 | 23 |
| | 1.109 | 1.363 | 1.197 |



Estación: **PO-504(1)**Tipo: **PER****MEMORIA DE AFOROS 2007**Anterior: **PO-304(3)**Rede/Red: **PB**

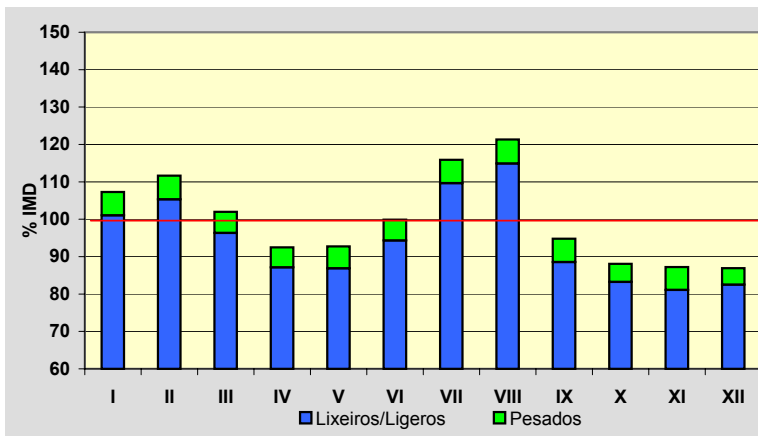
Nome/Nombre:

VilalongaIMD: **8.509** I₃₀: **850**

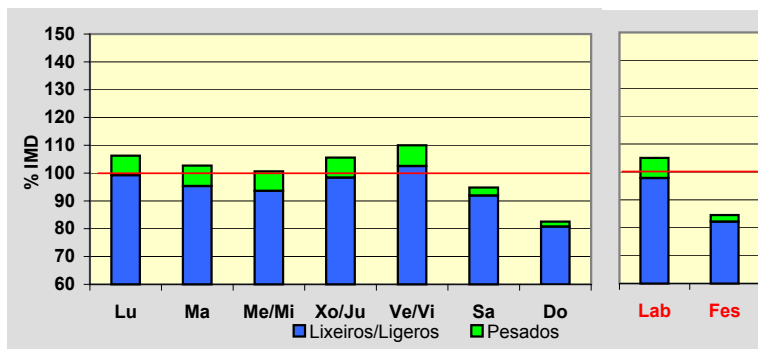
Treito/Tramo:

VG-4.1 - Vilalonga% Pes.: **5,8** I₁₅₀: **751****Variación Mensual**

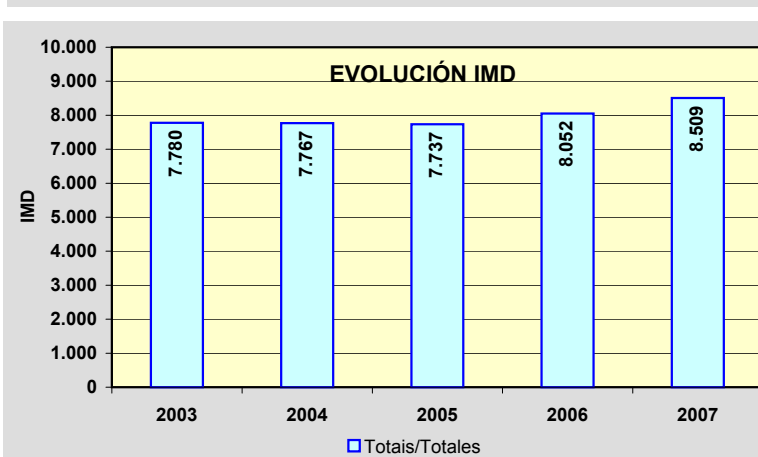
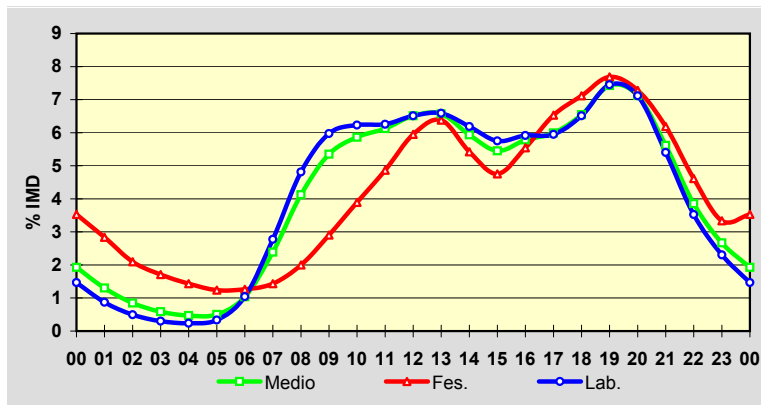
| | I.M.D. | % I.M.D. | % Pes. |
|------|--------|----------|--------|
| I | 9.128 | 107,27 | 5,8 |
| II | 9.502 | 111,67 | 5,7 |
| III | 8.676 | 101,96 | 5,5 |
| IV | 7.871 | 92,50 | 5,8 |
| V | 7.890 | 92,73 | 6,3 |
| VI | 8.501 | 99,91 | 5,6 |
| VII | 9.863 | 115,91 | 5,4 |
| VIII | 10.323 | 121,32 | 5,3 |
| IX | 8.066 | 94,79 | 6,6 |
| X | 7.496 | 88,09 | 5,5 |
| XI | 7.420 | 87,20 | 7,0 |
| XII | 7.397 | 86,93 | 5,1 |

**Semana Media**

| | I.M.D. | % I.M.D. | % Pes. |
|-------|--------|----------|--------|
| Lu | 9.043 | 106,28 | 6,6 |
| Ma | 8.741 | 102,73 | 7,2 |
| Me/Mi | 8.563 | 100,63 | 7,0 |
| Xo/Ju | 8.983 | 105,57 | 6,8 |
| Ve/Vi | 9.362 | 110,02 | 6,8 |
| Sa | 8.067 | 94,81 | 3,0 |
| Do | 7.026 | 82,57 | 2,2 |
| Lab | 8.939 | 105,05 | 6,9 |
| Fes | 7.195 | 84,56 | 2,8 |

**Día Medio**

| | Lab. | Fes. | Medio |
|----|--------------|--------------|--------------|
| 00 | 131 | 254 | 164 |
| 01 | 78 | 204 | 111 |
| 02 | 44 | 151 | 72 |
| 03 | 27 | 123 | 50 |
| 04 | 21 | 103 | 40 |
| 05 | 30 | 89 | 43 |
| 06 | 93 | 91 | 88 |
| 07 | 248 | 103 | 203 |
| 08 | 430 | 144 | 351 |
| 09 | 534 | 209 | 455 |
| 10 | 557 | 280 | 499 |
| 11 | 559 | 350 | 521 |
| 12 | 582 | 428 | 554 |
| 13 | 589 | 459 | 559 |
| 14 | 553 | 390 | 505 |
| 15 | 514 | 342 | 464 |
| 16 | 529 | 399 | 492 |
| 17 | 532 | 470 | 510 |
| 18 | 582 | 512 | 557 |
| 19 | 666 | 553 | 632 |
| 20 | 636 | 524 | 606 |
| 21 | 483 | 445 | 478 |
| 22 | 315 | 332 | 328 |
| 23 | 206 | 240 | 227 |
| | 8.939 | 7.195 | 8.509 |



Estación: **PO-510(14)**Tipo: **PER****MEMORIA DE AFOROS 2007**

Anterior:

Rede/Red: **PB**

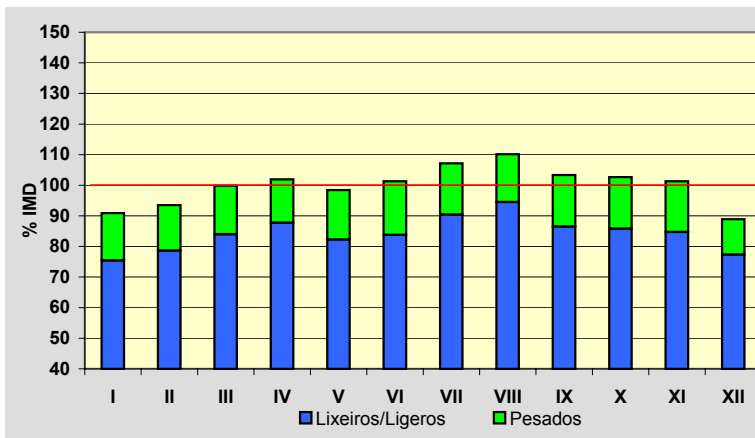
Nome/Nombre:

Salvaterra (PO-510)IMD: **3.248** I₃₀: **316**

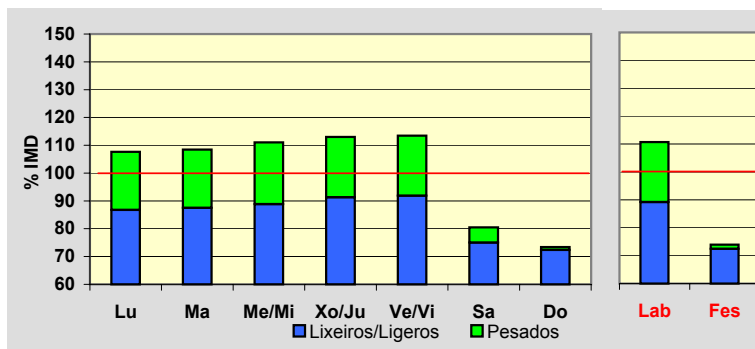
Treito/Tramo:

Enl. PO-403 - Oleiros (PO-402)% Pes.: **15,7** I₁₅₀: **285****Variación Mensual**

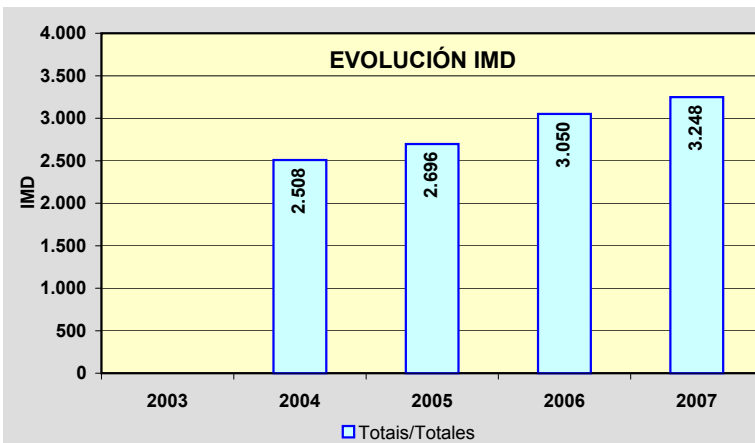
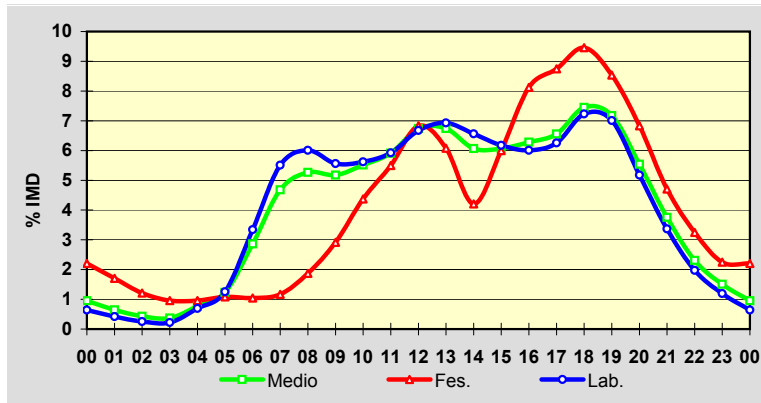
| | I.M.D. | % I.M.D. | % Pes. |
|------|--------|----------|--------|
| I | 2.952 | 90,89 | 17,0 |
| II | 3.038 | 93,53 | 15,9 |
| III | 3.243 | 99,85 | 15,9 |
| IV | 3.311 | 101,94 | 13,9 |
| V | 3.197 | 98,43 | 16,4 |
| VI | 3.290 | 101,29 | 17,3 |
| VII | 3.480 | 107,14 | 15,6 |
| VIII | 3.578 | 110,16 | 14,2 |
| IX | 3.357 | 103,36 | 16,3 |
| X | 3.334 | 102,65 | 16,4 |
| XI | 3.291 | 101,32 | 16,4 |
| XII | 2.888 | 88,92 | 13,0 |

**Semana Media**

| | I.M.D. | % I.M.D. | % Pes. |
|-------|--------|----------|--------|
| Lu | 3.496 | 107,64 | 19,4 |
| Ma | 3.522 | 108,44 | 19,3 |
| Me/Mi | 3.607 | 111,05 | 20,0 |
| Xo/Ju | 3.670 | 112,99 | 19,2 |
| Ve/Vi | 3.685 | 113,45 | 19,0 |
| Sa | 2.614 | 80,48 | 6,8 |
| Do | 2.384 | 73,40 | 1,4 |
| Lab | 3.595 | 110,68 | 19,4 |
| Fes | 2.401 | 73,92 | 2,0 |

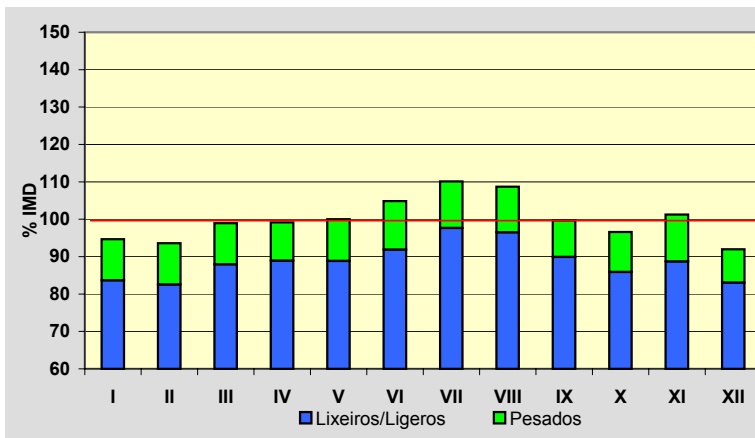
**Día Medio**

| | Lab. | Fes. | Medio |
|----|--------------|--------------|--------------|
| 00 | 23 | 53 | 31 |
| 01 | 15 | 41 | 21 |
| 02 | 9 | 29 | 14 |
| 03 | 8 | 23 | 12 |
| 04 | 25 | 23 | 25 |
| 05 | 45 | 26 | 40 |
| 06 | 120 | 25 | 93 |
| 07 | 198 | 28 | 152 |
| 08 | 216 | 45 | 171 |
| 09 | 200 | 70 | 168 |
| 10 | 202 | 105 | 179 |
| 11 | 213 | 132 | 192 |
| 12 | 240 | 164 | 219 |
| 13 | 249 | 146 | 219 |
| 14 | 236 | 101 | 197 |
| 15 | 222 | 144 | 197 |
| 16 | 216 | 195 | 204 |
| 17 | 225 | 210 | 213 |
| 18 | 260 | 227 | 242 |
| 19 | 252 | 205 | 233 |
| 20 | 186 | 164 | 180 |
| 21 | 121 | 113 | 122 |
| 22 | 71 | 78 | 75 |
| 23 | 43 | 54 | 49 |
| | 3.595 | 2.401 | 3.248 |

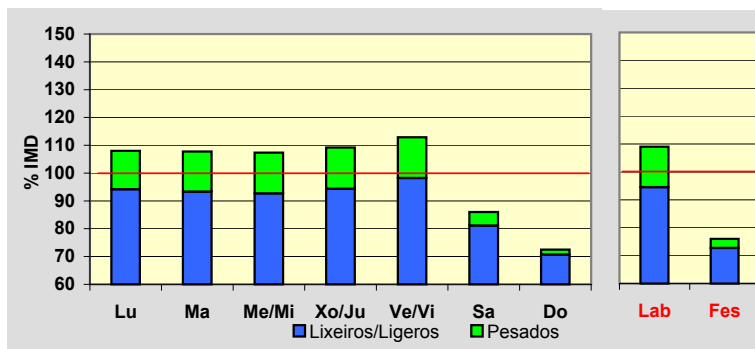


Estación: **PO-531(9)**Tipo: **PER****MEMORIA DE AFOROS 2007**Anterior: **C-531a(8)**Rede/Red: **PB**Nome/Nombre: **Curro (PO-531)**IMD: **19.702** I₃₀: **1.775**Treito/Tramo: **San Caetano (PO-225) - Curro (VG-4.1)**% Pes.: **11,2** I₁₅₀: **1.684****Variación Mensual**

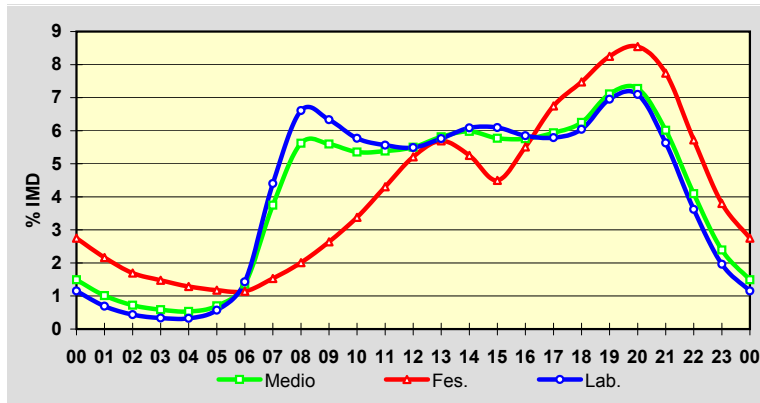
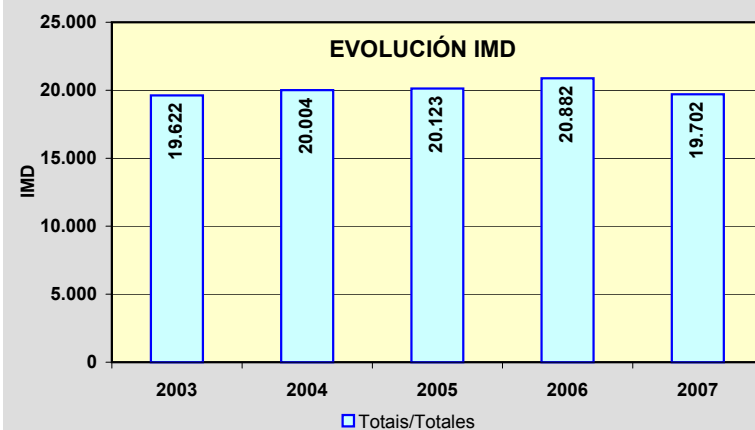
| | I.M.D. | % I.M.D. | % Pes. |
|------|--------|----------|--------|
| I | 18.649 | 94,66 | 11,6 |
| II | 18.442 | 93,60 | 11,8 |
| III | 19.491 | 98,93 | 11,1 |
| IV | 19.535 | 99,15 | 10,3 |
| V | 19.709 | 100,04 | 11,2 |
| VI | 20.661 | 104,87 | 12,4 |
| VII | 21.691 | 110,10 | 11,3 |
| VIII | 21.416 | 108,70 | 11,2 |
| IX | 19.636 | 99,67 | 9,8 |
| X | 19.033 | 96,60 | 11,1 |
| XI | 19.953 | 101,27 | 12,4 |
| XII | 18.122 | 91,98 | 9,7 |

**Semana Media**

| | I.M.D. | % I.M.D. | % Pes. |
|-------|--------|----------|--------|
| Lu | 21.282 | 108,02 | 12,8 |
| Ma | 21.236 | 107,79 | 13,4 |
| Me/Mi | 21.157 | 107,39 | 13,7 |
| Xo/Ju | 21.518 | 109,22 | 13,6 |
| Ve/Vi | 22.235 | 112,86 | 13,0 |
| Sa | 16.949 | 86,03 | 5,7 |
| Do | 14.285 | 72,51 | 2,5 |
| Lab | 21.484 | 109,04 | 13,3 |
| Fes | 14.970 | 75,98 | 4,3 |

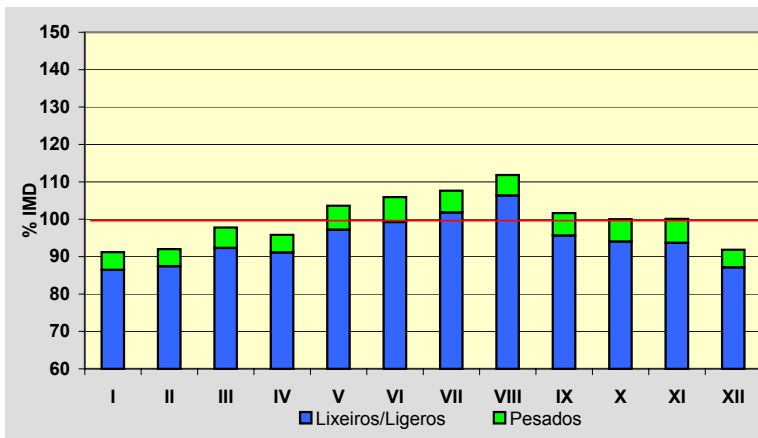
**Día Medio**

| | Lab. | Fes. | Medio |
|--------------|---------------|---------------|---------------|
| 00 | 248 | 412 | 294 |
| 01 | 149 | 324 | 199 |
| 02 | 94 | 254 | 142 |
| 03 | 72 | 221 | 115 |
| 04 | 70 | 193 | 105 |
| 05 | 123 | 176 | 138 |
| 06 | 307 | 171 | 268 |
| 07 | 945 | 229 | 738 |
| 08 | 1.420 | 301 | 1.107 |
| 09 | 1.360 | 395 | 1.103 |
| 10 | 1.240 | 506 | 1.055 |
| 11 | 1.195 | 644 | 1.061 |
| 12 | 1.180 | 780 | 1.084 |
| 13 | 1.238 | 852 | 1.146 |
| 14 | 1.307 | 786 | 1.178 |
| 15 | 1.310 | 673 | 1.137 |
| 16 | 1.256 | 825 | 1.134 |
| 17 | 1.244 | 1.010 | 1.169 |
| 18 | 1.298 | 1.119 | 1.231 |
| 19 | 1.494 | 1.235 | 1.401 |
| 20 | 1.525 | 1.279 | 1.434 |
| 21 | 1.210 | 1.159 | 1.185 |
| 22 | 778 | 857 | 807 |
| 23 | 421 | 569 | 471 |
| Total | 21.484 | 14.970 | 19.702 |

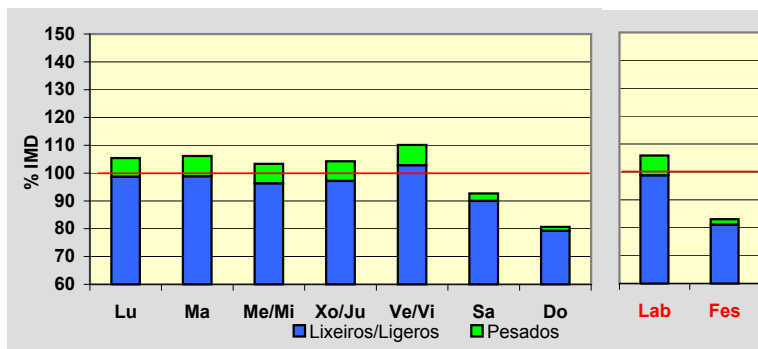
**EVOLUCIÓN IMD**

Estación: **PO-532(7)**Tipo: **COM****MEMORIA DE AFOROS 2007**Anterior: **C-531a(26)**Rede/Red: **PB**Nome/Nombre: **Ponte Caldelas**IMD: **5.965** I₃₀: **529**Treito/Tramo: **Marcón (PO-542) - Ponte Caldelas**% Pes.: **5,6** I₁₅₀: **494****Variación Mensual**

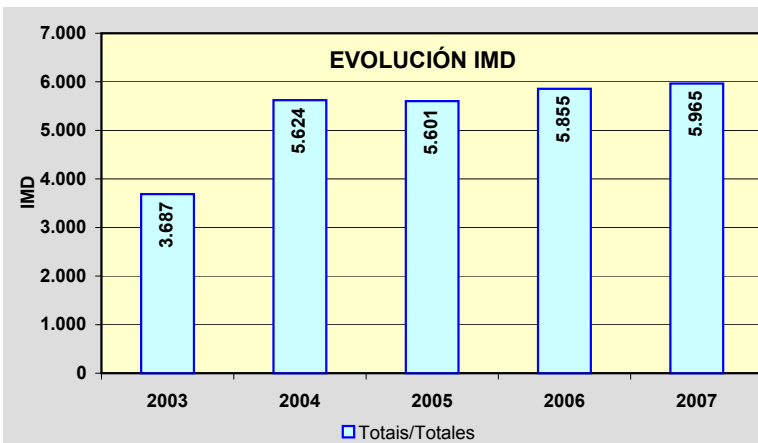
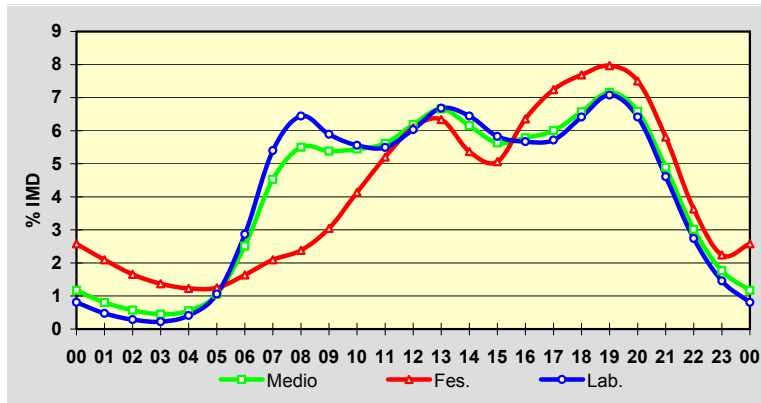
| | I.M.D. | % I.M.D. | % Pes. |
|------|--------|----------|--------|
| I | 5.440 | 91,20 | 5,2 |
| II | 5.489 | 92,02 | 5,0 |
| III | 5.834 | 97,80 | 5,6 |
| IV | 5.716 | 95,83 | 4,9 |
| V | 6.180 | 103,60 | 6,2 |
| VI | 6.317 | 105,90 | 6,3 |
| VII | 6.421 | 107,64 | 5,4 |
| VIII | 6.670 | 111,82 | 4,9 |
| IX | 6.064 | 101,66 | 5,9 |
| X | 5.966 | 100,02 | 6,0 |
| XI | 5.970 | 100,08 | 6,4 |
| XII | 5.477 | 91,82 | 5,1 |

**Semana Media**

| | I.M.D. | % I.M.D. | % Pes. |
|-------|--------|----------|--------|
| Lu | 6.288 | 105,41 | 6,4 |
| Ma | 6.333 | 106,17 | 6,9 |
| Me/Mi | 6.165 | 103,35 | 6,8 |
| Xo/Ju | 6.220 | 104,27 | 6,8 |
| Ve/Vi | 6.568 | 110,11 | 6,6 |
| Sa | 5.529 | 92,69 | 2,9 |
| Do | 4.812 | 80,67 | 1,8 |
| Lab | 6.315 | 105,87 | 6,7 |
| Fes | 4.956 | 83,08 | 2,4 |

**Día Medio**

| | Lab. | Fes. | Medio |
|--------------|--------------|--------------|--------------|
| 00 | 51 | 128 | 70 |
| 01 | 30 | 104 | 48 |
| 02 | 18 | 82 | 34 |
| 03 | 14 | 68 | 27 |
| 04 | 26 | 61 | 33 |
| 05 | 67 | 62 | 63 |
| 06 | 181 | 81 | 150 |
| 07 | 341 | 104 | 270 |
| 08 | 407 | 118 | 328 |
| 09 | 372 | 151 | 321 |
| 10 | 351 | 205 | 325 |
| 11 | 347 | 258 | 335 |
| 12 | 381 | 302 | 369 |
| 13 | 422 | 314 | 397 |
| 14 | 407 | 266 | 367 |
| 15 | 368 | 251 | 336 |
| 16 | 358 | 315 | 345 |
| 17 | 361 | 359 | 358 |
| 18 | 405 | 381 | 392 |
| 19 | 447 | 395 | 427 |
| 20 | 405 | 372 | 393 |
| 21 | 291 | 288 | 292 |
| 22 | 173 | 180 | 180 |
| 23 | 92 | 111 | 105 |
| Total | 6.315 | 4.956 | 5.965 |



Estación: **PO-533(4)**Tipo: **PER****MEMORIA DE AFOROS 2007**Anterior: **C-533(180)**Rede/Red: **PB**

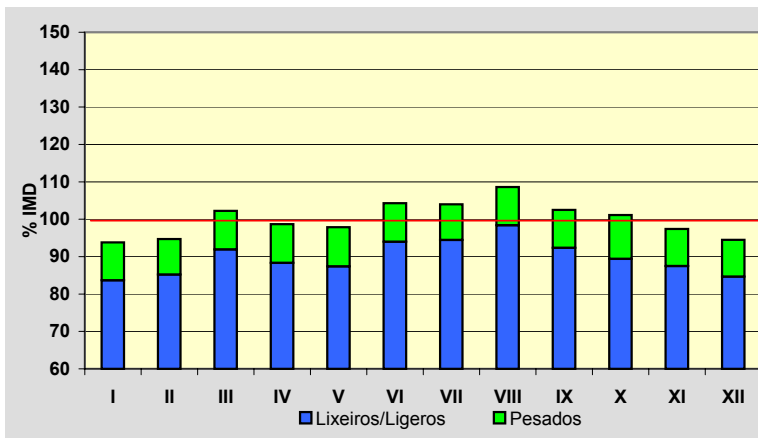
Nome/Nombre:

Lalín (PO-533)IMD: **3.752** I₃₀: **387**

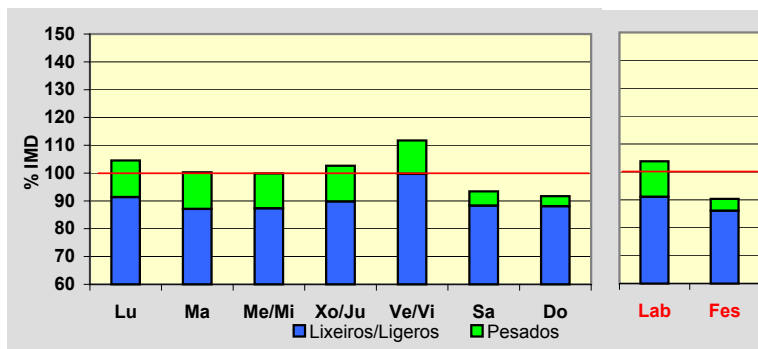
Treito/Tramo:

Lalín - Rodeiro% Pes.: **10,2** I₁₅₀: **328****Variación Mensual**

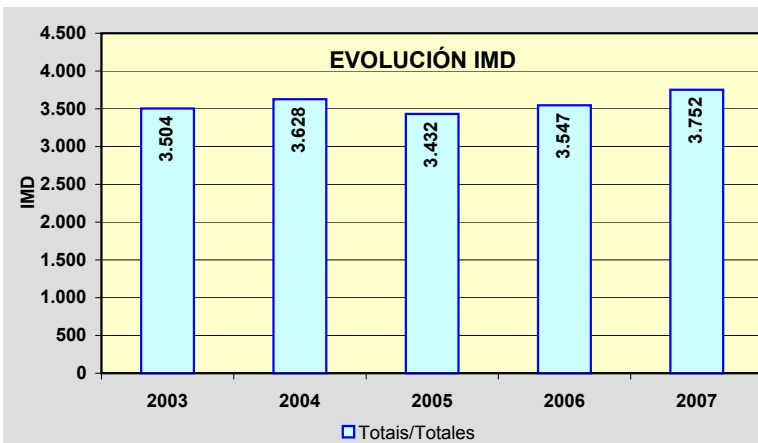
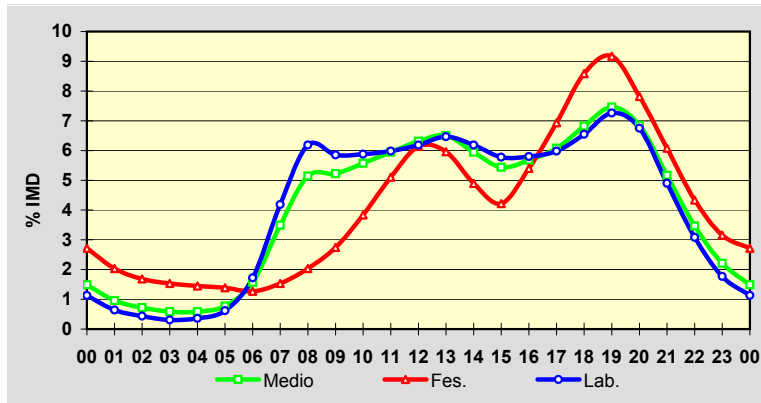
| | I.M.D. | % I.M.D. | % Pes. |
|------|--------|----------|--------|
| I | 3.519 | 93,79 | 10,8 |
| II | 3.553 | 94,70 | 10,0 |
| III | 3.836 | 102,24 | 10,1 |
| IV | 3.703 | 98,69 | 10,5 |
| V | 3.672 | 97,87 | 10,7 |
| VI | 3.913 | 104,29 | 9,9 |
| VII | 3.902 | 104,00 | 9,2 |
| VIII | 4.075 | 108,61 | 9,4 |
| IX | 3.846 | 102,51 | 9,9 |
| X | 3.795 | 101,15 | 11,6 |
| XI | 3.654 | 97,39 | 10,2 |
| XII | 3.545 | 94,48 | 10,4 |

**Semana Media**

| | I.M.D. | % I.M.D. | % Pes. |
|-------|--------|----------|--------|
| Lu | 3.923 | 104,56 | 12,6 |
| Ma | 3.762 | 100,27 | 13,1 |
| Me/Mi | 3.748 | 99,89 | 12,6 |
| Xo/Ju | 3.851 | 102,64 | 12,5 |
| Ve/Vi | 4.193 | 111,75 | 10,8 |
| Sa | 3.506 | 93,44 | 5,5 |
| Do | 3.440 | 91,68 | 3,9 |
| Lab | 3.896 | 103,84 | 12,3 |
| Fes | 3.390 | 90,35 | 4,7 |

**Día Medio**

| | Lab. | Fes. | Medio |
|----|--------------|--------------|--------------|
| 00 | 44 | 92 | 56 |
| 01 | 25 | 69 | 36 |
| 02 | 17 | 57 | 27 |
| 03 | 12 | 52 | 22 |
| 04 | 14 | 49 | 22 |
| 05 | 24 | 47 | 29 |
| 06 | 67 | 43 | 59 |
| 07 | 163 | 52 | 131 |
| 08 | 241 | 69 | 193 |
| 09 | 228 | 93 | 196 |
| 10 | 229 | 130 | 209 |
| 11 | 233 | 173 | 223 |
| 12 | 241 | 208 | 237 |
| 13 | 252 | 202 | 244 |
| 14 | 241 | 166 | 223 |
| 15 | 225 | 143 | 204 |
| 16 | 226 | 183 | 213 |
| 17 | 233 | 235 | 228 |
| 18 | 255 | 291 | 256 |
| 19 | 283 | 311 | 280 |
| 20 | 263 | 265 | 257 |
| 21 | 191 | 206 | 194 |
| 22 | 120 | 147 | 130 |
| 23 | 69 | 107 | 83 |
| | 3.896 | 3.390 | 3.752 |



Estación: **PO-534(3)**Tipo: **COM****MEMORIA DE AFOROS 2007**Anterior: **PO-200(4)**Rede/Red: **PB**

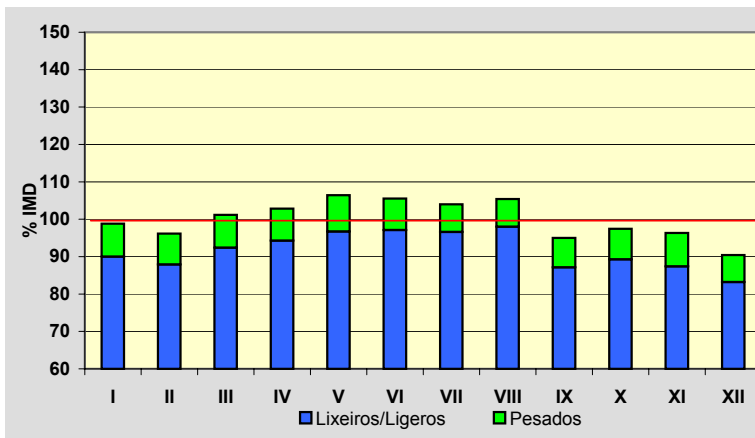
Nome/Nombre:

Lalín (PO-534)IMD: **5.645** I₃₀: **657**

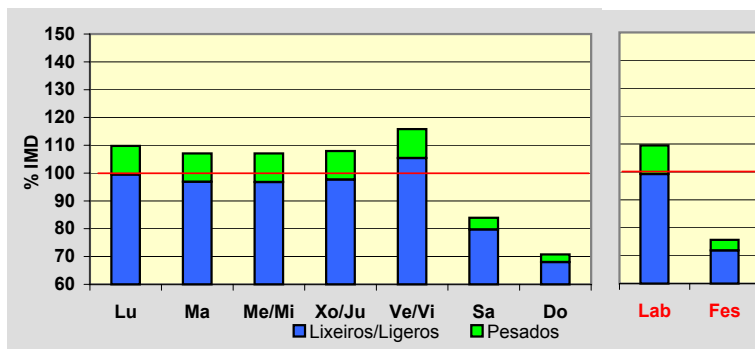
Treito/Tramo:

AP-53 - P.I. de Botos% Pes.: **8,3** I₁₅₀: **599****Variación Mensual**

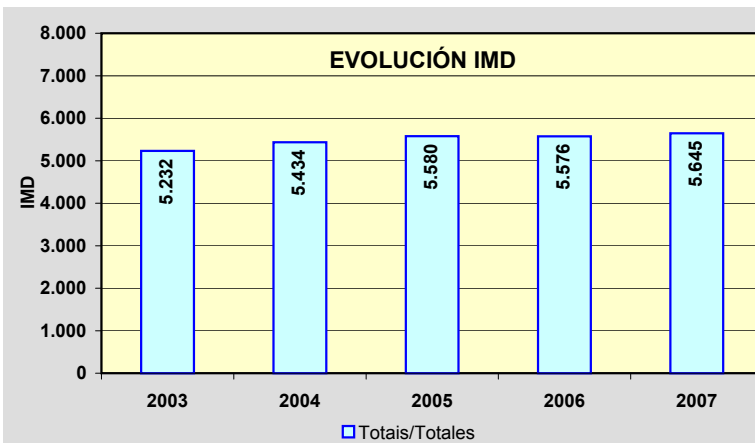
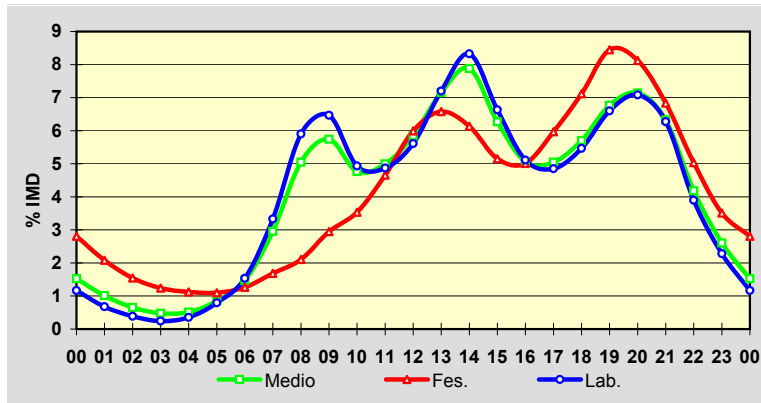
| | I.M.D. | % I.M.D. | % Pes. |
|------|--------|----------|--------|
| I | 5.578 | 98,81 | 8,9 |
| II | 5.429 | 96,17 | 8,6 |
| III | 5.712 | 101,19 | 8,7 |
| IV | 5.805 | 102,83 | 8,3 |
| V | 6.007 | 106,41 | 9,1 |
| VI | 5.957 | 105,53 | 8,0 |
| VII | 5.870 | 103,99 | 7,1 |
| VIII | 5.949 | 105,39 | 7,0 |
| IX | 5.363 | 95,00 | 8,3 |
| X | 5.502 | 97,47 | 8,4 |
| XI | 5.439 | 96,35 | 9,3 |
| XII | 5.105 | 90,43 | 8,0 |

**Semana Media**

| | I.M.D. | % I.M.D. | % Pes. |
|-------|--------|----------|--------|
| Lu | 6.197 | 109,78 | 9,4 |
| Ma | 6.045 | 107,09 | 9,5 |
| Me/Mi | 6.043 | 107,05 | 9,6 |
| Xo/Ju | 6.092 | 107,92 | 9,5 |
| Ve/Vi | 6.537 | 115,80 | 9,0 |
| Sa | 4.737 | 83,91 | 5,0 |
| Do | 3.994 | 70,75 | 3,9 |
| Lab | 6.183 | 109,53 | 9,4 |
| Fes | 4.272 | 75,68 | 5,0 |

**Día Medio**

| | Lab. | Fes. | Medio |
|----|--------------|--------------|--------------|
| 00 | 72 | 120 | 86 |
| 01 | 42 | 89 | 57 |
| 02 | 24 | 66 | 37 |
| 03 | 15 | 53 | 27 |
| 04 | 22 | 48 | 29 |
| 05 | 49 | 47 | 48 |
| 06 | 95 | 54 | 83 |
| 07 | 206 | 72 | 167 |
| 08 | 365 | 90 | 285 |
| 09 | 400 | 126 | 324 |
| 10 | 305 | 151 | 269 |
| 11 | 301 | 199 | 282 |
| 12 | 347 | 256 | 330 |
| 13 | 445 | 281 | 404 |
| 14 | 515 | 262 | 445 |
| 15 | 410 | 220 | 354 |
| 16 | 316 | 214 | 286 |
| 17 | 300 | 255 | 285 |
| 18 | 338 | 304 | 322 |
| 19 | 408 | 361 | 382 |
| 20 | 438 | 347 | 403 |
| 21 | 388 | 292 | 357 |
| 22 | 241 | 215 | 236 |
| 23 | 141 | 150 | 147 |
| | 6.183 | 4.272 | 5.645 |



Estación: **PO-534(24)**Tipo: **COM****MEMORIA DE AFOROS 2007**Anterior: **PO-200(24)**Rede/Red: **PB**

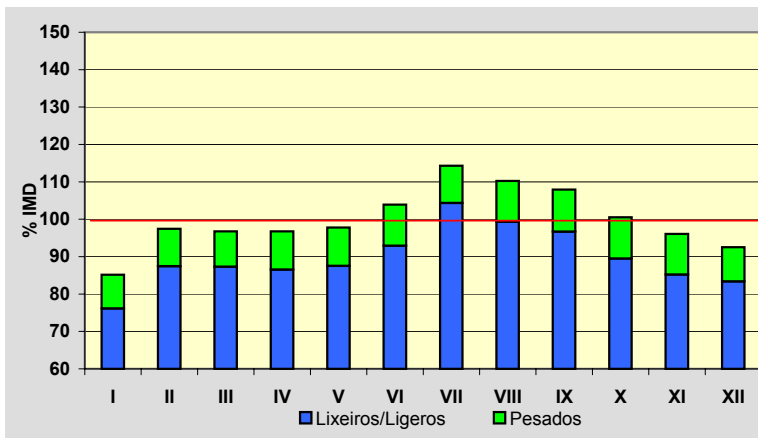
Nome/Nombre:

AciveiroIMD: **1.301** I₃₀: **188**

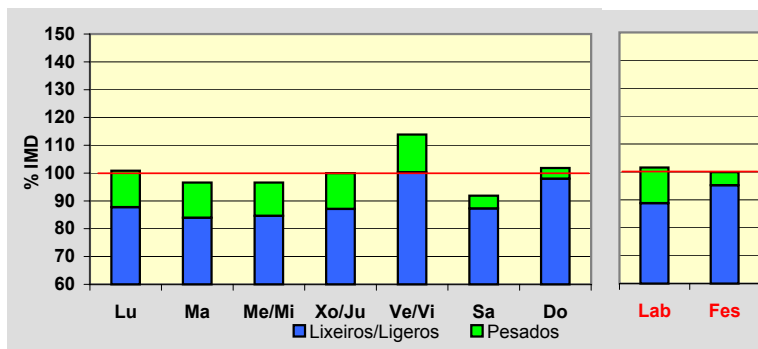
Treito/Tramo:

Laro (PO-201) - Cachafero (Estda. Dep.)% Pes.: **10,3** I₁₅₀: **141****Variación Mensual**

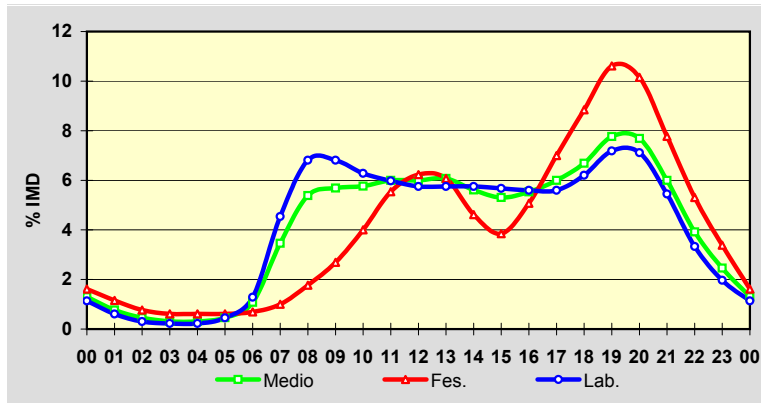
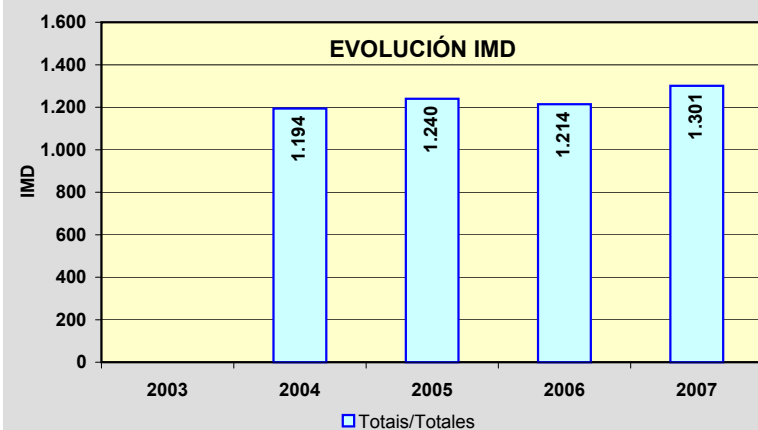
| | I.M.D. | % I.M.D. | % Pes. |
|------|--------|----------|--------|
| I | 1.108 | 85,17 | 10,6 |
| II | 1.268 | 97,46 | 10,3 |
| III | 1.259 | 96,77 | 9,8 |
| IV | 1.259 | 96,77 | 10,6 |
| V | 1.272 | 97,77 | 10,5 |
| VI | 1.352 | 103,92 | 10,6 |
| VII | 1.487 | 114,30 | 8,7 |
| VIII | 1.434 | 110,22 | 9,9 |
| IX | 1.404 | 107,92 | 10,4 |
| X | 1.308 | 100,54 | 11,0 |
| XI | 1.250 | 96,08 | 11,3 |
| XII | 1.204 | 92,54 | 9,9 |

**Semana Media**

| | I.M.D. | % I.M.D. | % Pes. |
|-------|--------|----------|--------|
| Lu | 1.312 | 100,85 | 13,0 |
| Ma | 1.257 | 96,62 | 13,1 |
| Me/Mi | 1.257 | 96,62 | 12,4 |
| Xo/Ju | 1.301 | 100,00 | 12,9 |
| Ve/Vi | 1.481 | 113,84 | 11,9 |
| Sa | 1.195 | 91,85 | 5,0 |
| Do | 1.325 | 101,84 | 3,8 |
| Lab | 1.322 | 101,61 | 12,6 |
| Fes | 1.300 | 99,92 | 4,7 |

**Día Medio**

| | Lab. | Fes. | Medio |
|----|--------------|--------------|--------------|
| 00 | 15 | 21 | 17 |
| 01 | 8 | 15 | 10 |
| 02 | 4 | 10 | 6 |
| 03 | 3 | 8 | 4 |
| 04 | 3 | 8 | 4 |
| 05 | 6 | 8 | 6 |
| 06 | 17 | 9 | 14 |
| 07 | 60 | 13 | 45 |
| 08 | 90 | 23 | 70 |
| 09 | 90 | 35 | 74 |
| 10 | 83 | 52 | 75 |
| 11 | 79 | 72 | 78 |
| 12 | 76 | 81 | 78 |
| 13 | 76 | 79 | 79 |
| 14 | 76 | 60 | 73 |
| 15 | 75 | 50 | 69 |
| 16 | 74 | 66 | 72 |
| 17 | 74 | 91 | 78 |
| 18 | 82 | 115 | 87 |
| 19 | 95 | 138 | 101 |
| 20 | 94 | 132 | 100 |
| 21 | 72 | 101 | 78 |
| 22 | 44 | 69 | 51 |
| 23 | 26 | 44 | 32 |
| | 1.322 | 1.300 | 1.301 |

**EVOLUCIÓN IMD**

Estación: **PO-534(31)**Tipo: **PER****MEMORIA DE AFOROS 2007**Anterior: **PO-200(34)**Rede/Red: **PB**

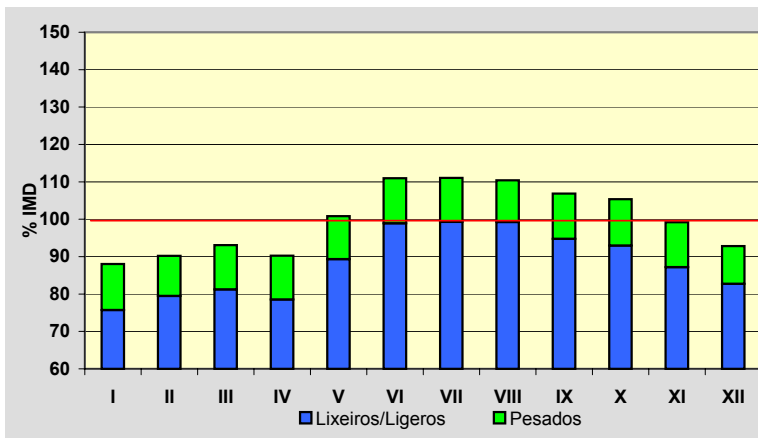
Nome/Nombre:

FolgozoIMD: **2.104** I₃₀: **285**

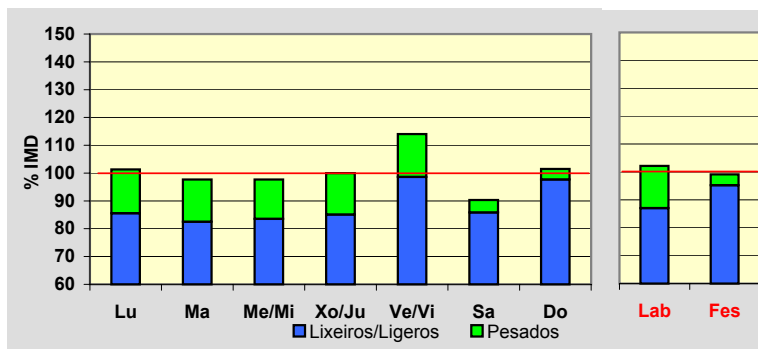
Treito/Tramo:

Cachafeiro (Estda. Dep.) - Folgozo (N-541)% Pes.: **11,6** I₁₅₀: **220****Variación Mensual**

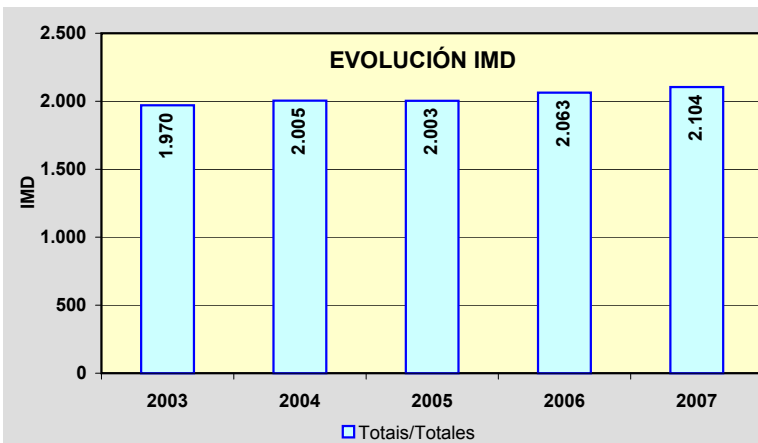
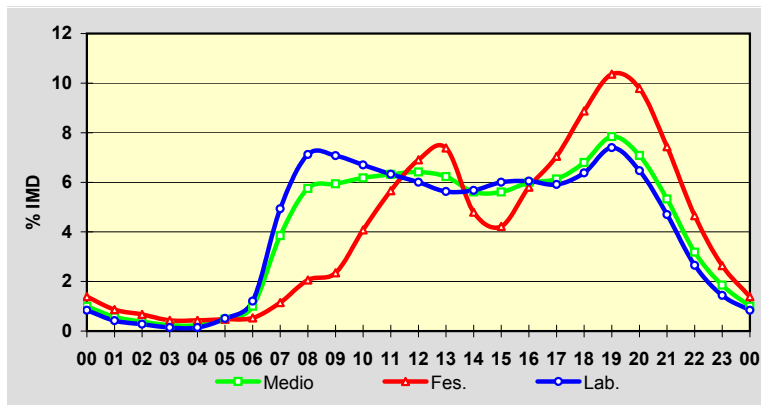
| | I.M.D. | % I.M.D. | % Pes. |
|------|--------|----------|--------|
| I | 1.852 | 88,02 | 14,0 |
| II | 1.898 | 90,21 | 11,9 |
| III | 1.958 | 93,06 | 12,7 |
| IV | 1.899 | 90,26 | 13,0 |
| V | 2.121 | 100,81 | 11,4 |
| VI | 2.335 | 110,98 | 10,9 |
| VII | 2.337 | 111,07 | 10,6 |
| VIII | 2.323 | 110,41 | 10,1 |
| IX | 2.248 | 106,84 | 11,3 |
| X | 2.217 | 105,37 | 11,8 |
| XI | 2.087 | 99,19 | 12,1 |
| XII | 1.953 | 92,82 | 10,9 |

**Semana Media**

| | I.M.D. | % I.M.D. | % Pes. |
|-------|--------|----------|--------|
| Lu | 2.132 | 101,33 | 15,6 |
| Ma | 2.056 | 97,72 | 15,6 |
| Me/Mi | 2.055 | 97,67 | 14,5 |
| Xo/Ju | 2.104 | 100,00 | 14,9 |
| Ve/Vi | 2.399 | 114,02 | 13,5 |
| Sa | 1.901 | 90,35 | 5,0 |
| Do | 2.135 | 101,47 | 3,7 |
| Lab | 2.149 | 102,14 | 14,8 |
| Fes | 2.085 | 99,10 | 3,9 |

**Día Medio**

| | Lab. | Fes. | Medio |
|----|--------------|--------------|--------------|
| 00 | 18 | 29 | 21 |
| 01 | 9 | 18 | 12 |
| 02 | 6 | 14 | 8 |
| 03 | 3 | 9 | 5 |
| 04 | 3 | 9 | 5 |
| 05 | 11 | 10 | 10 |
| 06 | 26 | 11 | 21 |
| 07 | 106 | 24 | 81 |
| 08 | 153 | 43 | 121 |
| 09 | 152 | 49 | 125 |
| 10 | 144 | 85 | 130 |
| 11 | 136 | 118 | 133 |
| 12 | 129 | 144 | 135 |
| 13 | 121 | 154 | 131 |
| 14 | 122 | 100 | 118 |
| 15 | 129 | 88 | 118 |
| 16 | 130 | 121 | 126 |
| 17 | 127 | 147 | 129 |
| 18 | 137 | 185 | 143 |
| 19 | 159 | 216 | 165 |
| 20 | 139 | 204 | 149 |
| 21 | 101 | 155 | 112 |
| 22 | 57 | 97 | 67 |
| 23 | 31 | 55 | 39 |
| | 2.149 | 2.085 | 2.104 |



Estación: **PO-535(0)**Tipo: **PER**

MEMORIA DE AFOROS 2007

Anterior:

Rede/Red: **PB**

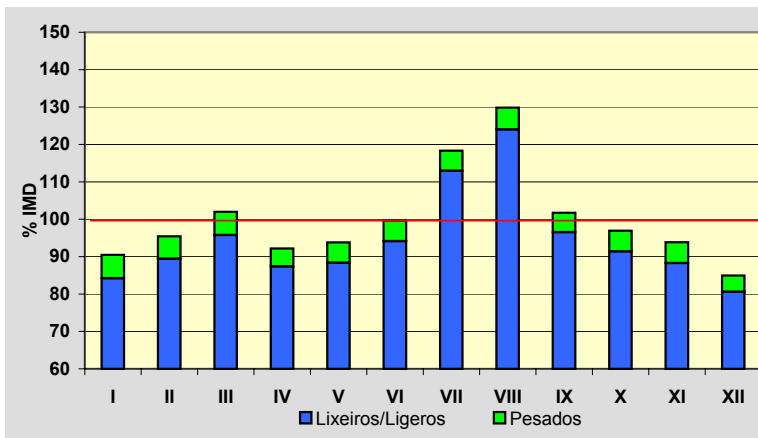
Nome/Nombre:

Mosteiro de PoioIMD: **5.511** I₃₀: **696**

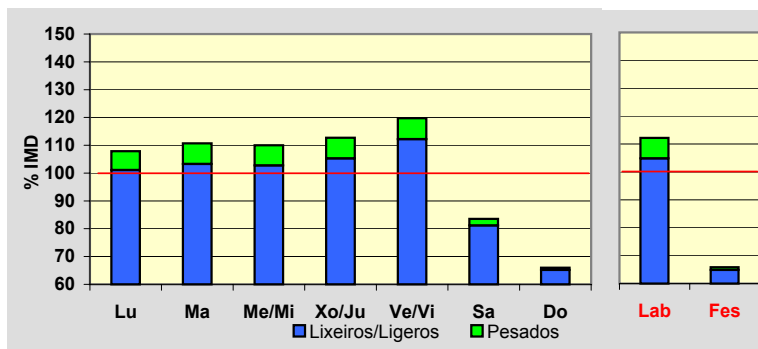
Treito/Tramo:

Mosteiro de Poio (VG-4.8) - San Xoán de Poio (PO-308)% Pes.: **5,5** I₁₅₀: **597****Variación Mensual**

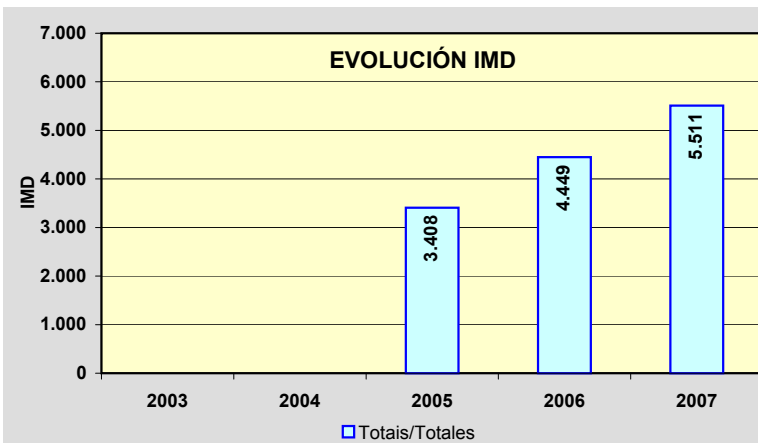
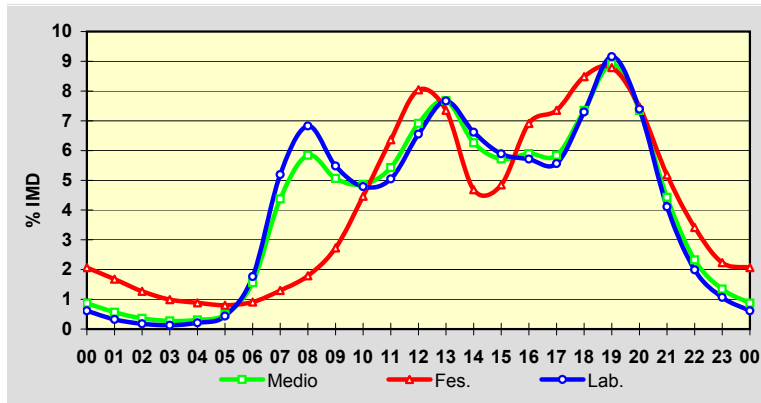
| | I.M.D. | % I.M.D. | % Pes. |
|------|--------|----------|--------|
| I | 4.986 | 90,47 | 6,9 |
| II | 5.260 | 95,45 | 6,3 |
| III | 5.621 | 102,00 | 6,1 |
| IV | 5.080 | 92,18 | 5,2 |
| V | 5.170 | 93,81 | 5,8 |
| VI | 5.490 | 99,62 | 5,5 |
| VII | 6.521 | 118,33 | 4,5 |
| VIII | 7.156 | 129,85 | 4,5 |
| IX | 5.606 | 101,72 | 5,1 |
| X | 5.342 | 96,93 | 5,7 |
| XI | 5.171 | 93,83 | 5,9 |
| XII | 4.681 | 84,94 | 5,1 |

**Semana Media**

| | I.M.D. | % I.M.D. | % Pes. |
|-------|--------|----------|--------|
| Lu | 5.945 | 107,88 | 6,3 |
| Ma | 6.101 | 110,71 | 6,7 |
| Me/Mi | 6.063 | 110,02 | 6,6 |
| Xo/Ju | 6.213 | 112,74 | 6,6 |
| Ve/Vi | 6.597 | 119,71 | 6,3 |
| Sa | 4.603 | 83,52 | 2,8 |
| Do | 3.637 | 66,00 | 1,2 |
| Lab | 6.182 | 112,18 | 6,5 |
| Fes | 3.630 | 65,87 | 1,5 |

**Día Medio**

| | Lab. | Fes. | Medio |
|----|--------------|--------------|--------------|
| 00 | 38 | 75 | 48 |
| 01 | 20 | 61 | 31 |
| 02 | 11 | 46 | 20 |
| 03 | 8 | 36 | 15 |
| 04 | 13 | 32 | 17 |
| 05 | 27 | 29 | 27 |
| 06 | 109 | 33 | 86 |
| 07 | 321 | 47 | 241 |
| 08 | 422 | 65 | 322 |
| 09 | 339 | 99 | 279 |
| 10 | 296 | 162 | 268 |
| 11 | 312 | 231 | 299 |
| 12 | 405 | 292 | 381 |
| 13 | 474 | 267 | 423 |
| 14 | 409 | 170 | 345 |
| 15 | 364 | 176 | 315 |
| 16 | 353 | 251 | 325 |
| 17 | 344 | 267 | 322 |
| 18 | 451 | 308 | 405 |
| 19 | 566 | 319 | 491 |
| 20 | 457 | 271 | 405 |
| 21 | 254 | 188 | 244 |
| 22 | 123 | 124 | 128 |
| 23 | 66 | 81 | 74 |
| | 6.182 | 3.630 | 5.511 |



Estación: **PO-542(1)**Tipo: **COM**

MEMORIA DE AFOROS 2007

Anterior: **PO-242(1)**Rede/Red: **PB**

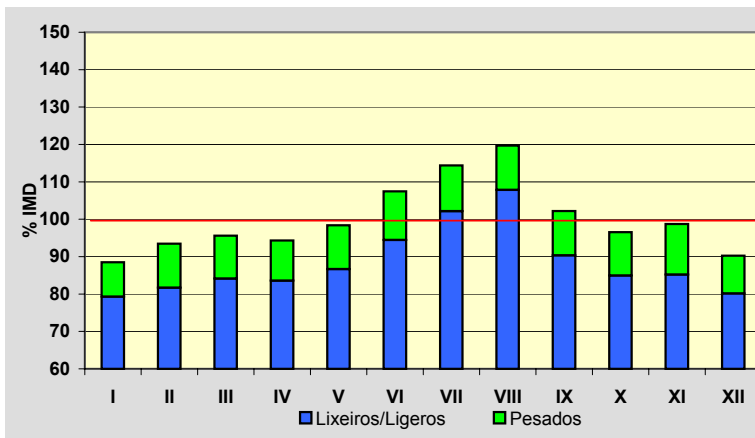
Nome/Nombre:

Ponte Bora (PO-542)IMD: **5.394** I₃₀: **560**

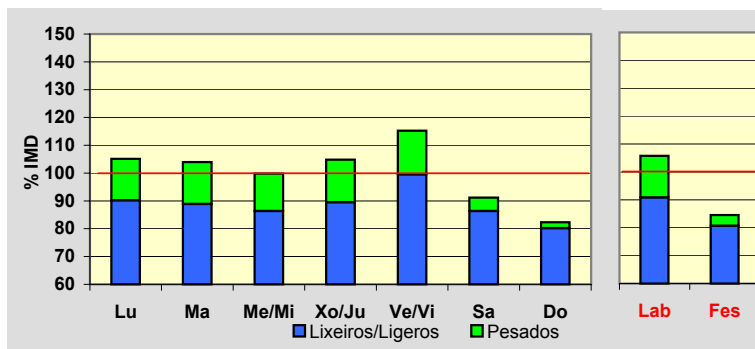
Treito/Tramo:

Ponte Bora - Marcón% Pes.: **11,6** I₁₅₀: **488****Variación Mensual**

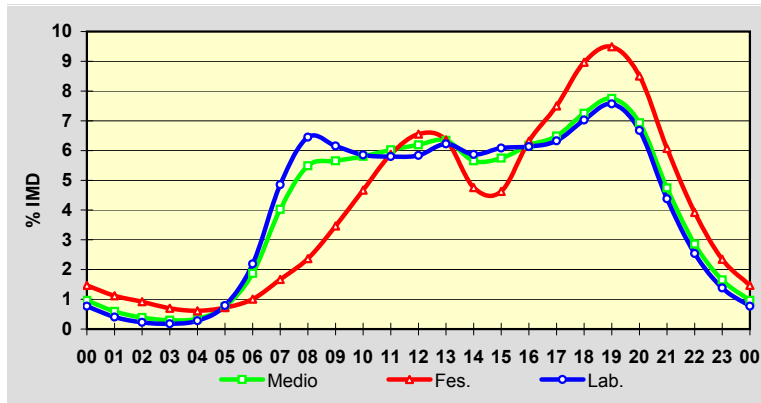
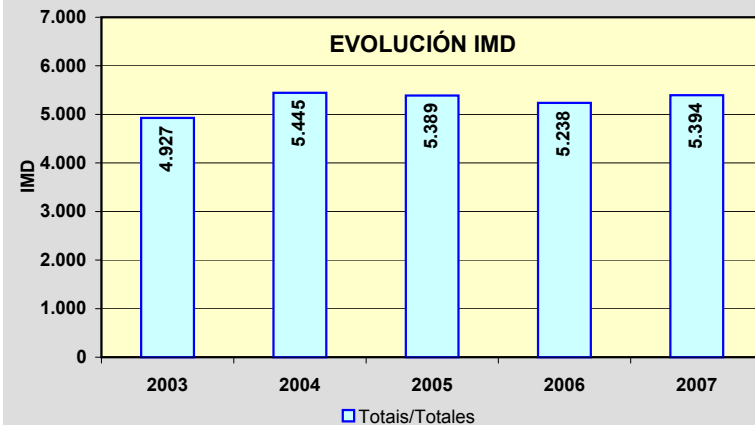
| | I.M.D. | % I.M.D. | % Pes. |
|------|--------|----------|--------|
| I | 4.774 | 88,51 | 10,4 |
| II | 5.041 | 93,46 | 12,6 |
| III | 5.156 | 95,59 | 12,0 |
| IV | 5.088 | 94,33 | 11,4 |
| V | 5.307 | 98,39 | 11,9 |
| VI | 5.797 | 107,47 | 12,1 |
| VII | 6.171 | 114,40 | 10,7 |
| VIII | 6.457 | 119,71 | 9,9 |
| IX | 5.512 | 102,19 | 11,6 |
| X | 5.207 | 96,53 | 12,0 |
| XI | 5.326 | 98,74 | 13,7 |
| XII | 4.869 | 90,27 | 11,2 |

**Semana Media**

| | I.M.D. | % I.M.D. | % Pes. |
|-------|--------|----------|--------|
| Lu | 5.670 | 105,12 | 14,2 |
| Ma | 5.609 | 103,99 | 14,5 |
| Me/Mi | 5.385 | 99,83 | 13,5 |
| Xo/Ju | 5.653 | 104,80 | 14,6 |
| Ve/VI | 6.215 | 115,22 | 13,6 |
| Sa | 4.918 | 91,18 | 5,3 |
| Do | 4.442 | 82,35 | 2,6 |
| Lab | 5.706 | 105,78 | 14,1 |
| Fes | 4.562 | 84,58 | 4,6 |

**Día Medio**

| | Lab. | Fes. | Medio |
|----|--------------|--------------|--------------|
| 00 | 44 | 67 | 52 |
| 01 | 23 | 51 | 32 |
| 02 | 13 | 42 | 21 |
| 03 | 10 | 32 | 16 |
| 04 | 16 | 28 | 19 |
| 05 | 45 | 33 | 41 |
| 06 | 125 | 46 | 101 |
| 07 | 277 | 76 | 217 |
| 08 | 368 | 108 | 296 |
| 09 | 351 | 158 | 305 |
| 10 | 334 | 213 | 313 |
| 11 | 331 | 268 | 325 |
| 12 | 333 | 299 | 334 |
| 13 | 355 | 290 | 342 |
| 14 | 335 | 217 | 305 |
| 15 | 347 | 211 | 310 |
| 16 | 350 | 288 | 333 |
| 17 | 361 | 342 | 350 |
| 18 | 401 | 409 | 391 |
| 19 | 432 | 433 | 418 |
| 20 | 381 | 388 | 374 |
| 21 | 250 | 277 | 256 |
| 22 | 145 | 179 | 154 |
| 23 | 79 | 107 | 89 |
| | 5.706 | 4.562 | 5.394 |

**EVOLUCIÓN IMD**

Estación: **PO-542(5)**Tipo: **PER**

MEMORIA DE AFOROS 2007

Anterior: **PO-243(2)**Rede/Red: **PB**

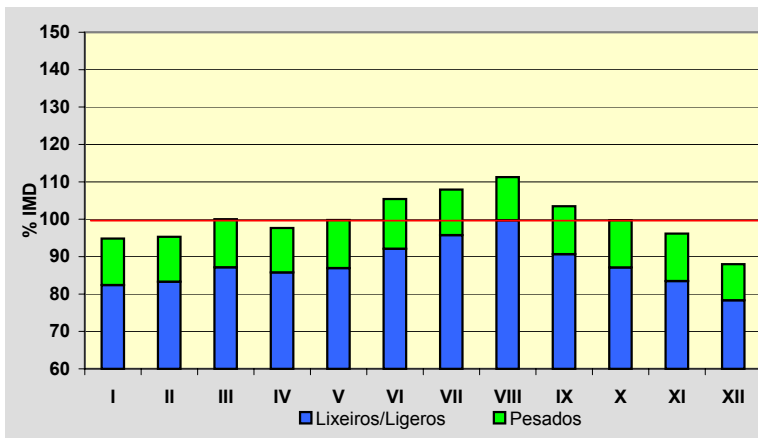
Nome/Nombre:

MarcónIMD: **9.931** I₃₀: **829**

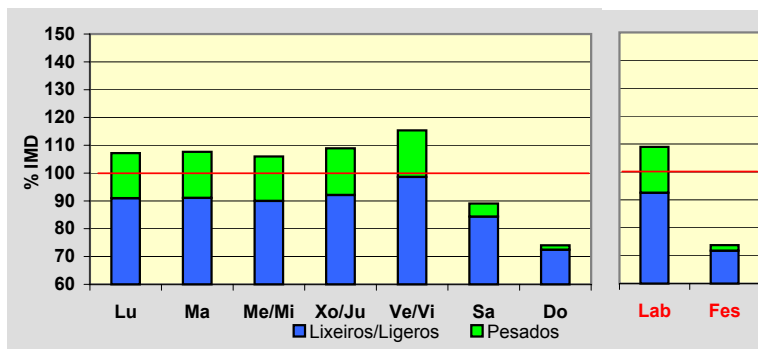
Treito/Tramo:

Marcón - O Pino% Pes.: **12,3** I₁₅₀: **768****Variación Mensual**

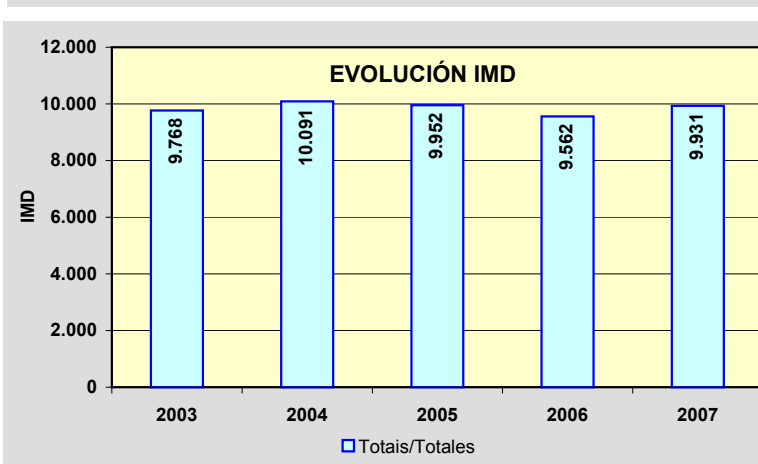
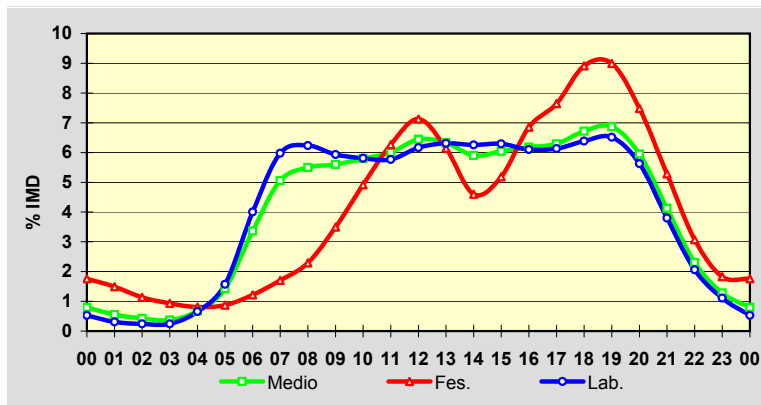
| | I.M.D. | % I.M.D. | % Pes. |
|------|--------|----------|--------|
| I | 9.417 | 94,82 | 13,1 |
| II | 9.464 | 95,30 | 12,6 |
| III | 9.934 | 100,03 | 12,9 |
| IV | 9.699 | 97,66 | 12,2 |
| V | 9.910 | 99,79 | 12,9 |
| VI | 10.466 | 105,39 | 12,6 |
| VII | 10.717 | 107,91 | 11,3 |
| VIII | 11.051 | 111,28 | 10,4 |
| IX | 10.277 | 103,48 | 12,4 |
| X | 9.909 | 99,78 | 12,7 |
| XI | 9.549 | 96,15 | 13,2 |
| XII | 8.737 | 87,98 | 11,0 |

**Semana Media**

| | I.M.D. | % I.M.D. | % Pes. |
|-------|--------|----------|--------|
| Lu | 10.642 | 107,16 | 15,1 |
| Ma | 10.689 | 107,63 | 15,4 |
| Me/Mi | 10.527 | 106,00 | 15,1 |
| Xo/Ju | 10.815 | 108,90 | 15,4 |
| Ve/Vi | 11.457 | 115,37 | 14,5 |
| Sa | 8.847 | 89,08 | 5,3 |
| Do | 7.354 | 74,05 | 2,2 |
| Lab | 10.824 | 108,99 | 15,1 |
| Fes | 7.326 | 73,77 | 2,7 |

**Día Medio**

| | Lab. | Fes. | Medio |
|----|---------------|--------------|--------------|
| 00 | 57 | 129 | 79 |
| 01 | 33 | 109 | 55 |
| 02 | 26 | 83 | 42 |
| 03 | 26 | 68 | 37 |
| 04 | 71 | 59 | 67 |
| 05 | 170 | 64 | 141 |
| 06 | 433 | 89 | 334 |
| 07 | 647 | 125 | 502 |
| 08 | 675 | 168 | 546 |
| 09 | 642 | 256 | 556 |
| 10 | 629 | 360 | 576 |
| 11 | 624 | 459 | 596 |
| 12 | 667 | 522 | 640 |
| 13 | 683 | 450 | 629 |
| 14 | 677 | 337 | 586 |
| 15 | 681 | 380 | 600 |
| 16 | 660 | 502 | 614 |
| 17 | 664 | 560 | 625 |
| 18 | 691 | 653 | 667 |
| 19 | 705 | 659 | 682 |
| 20 | 609 | 548 | 591 |
| 21 | 411 | 387 | 410 |
| 22 | 223 | 225 | 229 |
| 23 | 120 | 134 | 127 |
| | 10.824 | 7.326 | 9.931 |

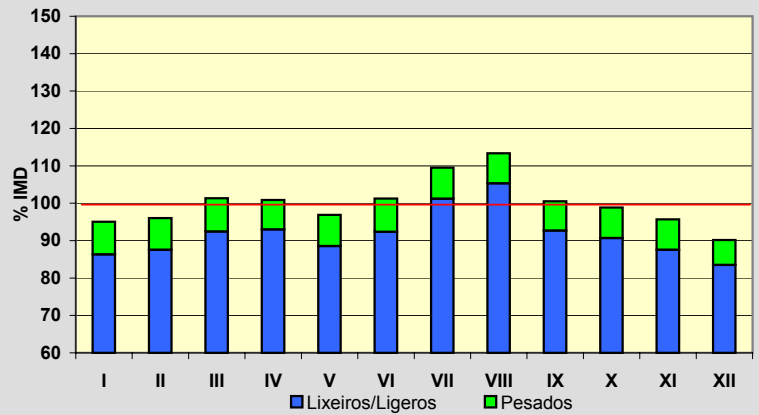


Estación: **PO-548(16)**Tipo: **PER****MEMORIA DE AFOROS 2007**Anterior: **C-550d(12)**Rede/Red: **PB**

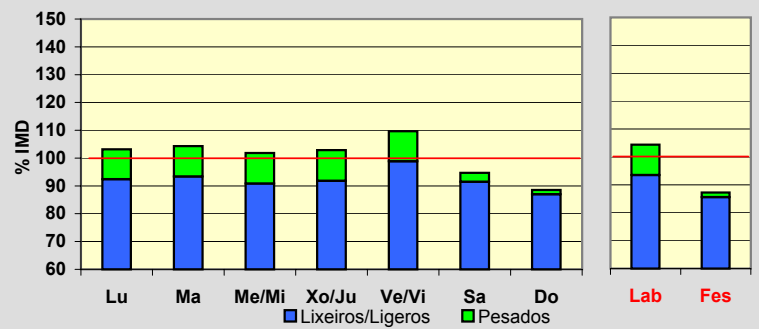
Nome/Nombre:

CarrilIMD: **11.178** I₃₀: **991**Treito/Tramo: **Carril (PO-192) - Vilagarcía (cruce semáforos ó porto)**% Pes.: **8,2** I₁₅₀: **888****Variación Mensual**

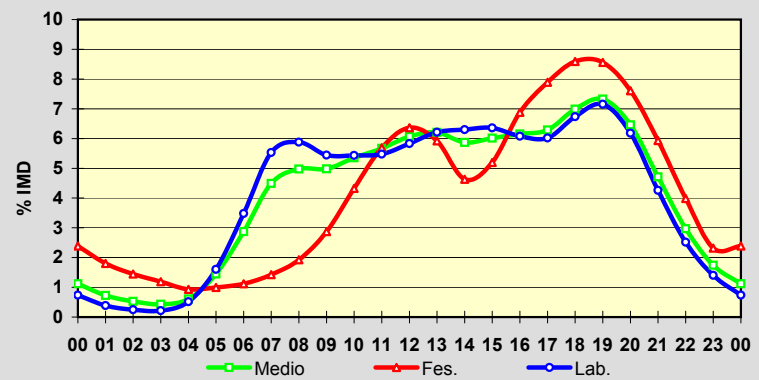
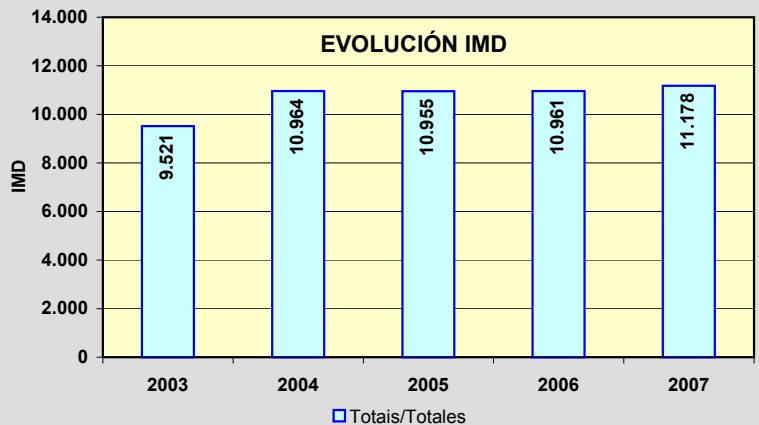
| | I.M.D. | % I.M.D. | % Pes. |
|------|--------|----------|--------|
| I | 10.626 | 95,06 | 9,2 |
| II | 10.733 | 96,02 | 8,8 |
| III | 11.328 | 101,34 | 8,8 |
| IV | 11.273 | 100,85 | 7,8 |
| V | 10.830 | 96,89 | 8,6 |
| VI | 11.320 | 101,27 | 8,8 |
| VII | 12.242 | 109,52 | 7,6 |
| VIII | 12.672 | 113,37 | 7,1 |
| IX | 11.237 | 100,53 | 7,8 |
| X | 11.052 | 98,87 | 8,3 |
| XI | 10.696 | 95,69 | 8,5 |
| XII | 10.077 | 90,15 | 7,4 |

**Semana Media**

| | I.M.D. | % I.M.D. | % Pes. |
|-------|--------|----------|--------|
| Lu | 11.529 | 103,14 | 10,4 |
| Ma | 11.662 | 104,33 | 10,5 |
| Me/Mi | 11.384 | 101,84 | 10,8 |
| Xo/Ju | 11.497 | 102,85 | 10,7 |
| Ve/Vi | 12.260 | 109,68 | 9,9 |
| Sa | 10.585 | 94,69 | 3,4 |
| Do | 9.899 | 88,56 | 1,8 |
| Lab | 11.667 | 104,37 | 10,4 |
| Fes | 9.755 | 87,27 | 1,9 |

**Día Medio**

| | Lab. | Fes. | Medio |
|----|---------------|--------------|---------------|
| 00 | 86 | 233 | 125 |
| 01 | 45 | 176 | 81 |
| 02 | 29 | 141 | 59 |
| 03 | 25 | 116 | 48 |
| 04 | 60 | 91 | 68 |
| 05 | 187 | 97 | 162 |
| 06 | 406 | 109 | 321 |
| 07 | 645 | 139 | 502 |
| 08 | 686 | 188 | 556 |
| 09 | 635 | 280 | 557 |
| 10 | 634 | 422 | 598 |
| 11 | 639 | 555 | 634 |
| 12 | 680 | 621 | 678 |
| 13 | 725 | 578 | 694 |
| 14 | 735 | 452 | 656 |
| 15 | 742 | 507 | 672 |
| 16 | 709 | 671 | 688 |
| 17 | 702 | 770 | 703 |
| 18 | 786 | 838 | 781 |
| 19 | 835 | 835 | 819 |
| 20 | 721 | 742 | 722 |
| 21 | 497 | 579 | 527 |
| 22 | 294 | 389 | 332 |
| 23 | 164 | 226 | 195 |
| | 11.667 | 9.755 | 11.178 |

**EVOLUCIÓN IMD**

Estación: **PO-549(3)**Tipo: **COM**

MEMORIA DE AFOROS 2007

Anterior: **C-550d(23)**Rede/Red: **PB**

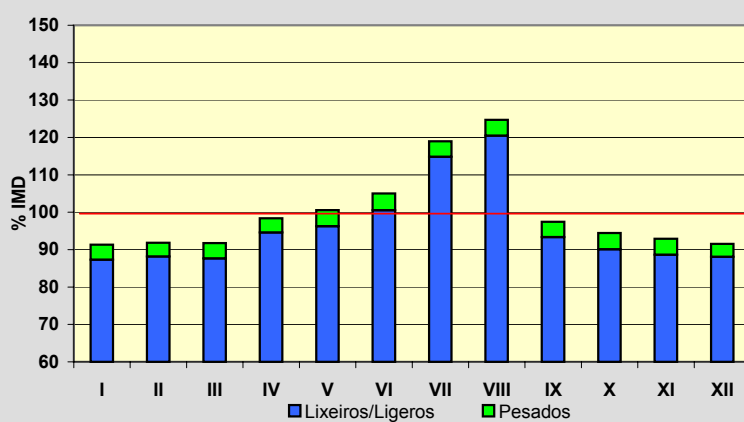
Nome/Nombre:

Vilanova de ArousaIMD: **13.867** I₃₀: **1.409**

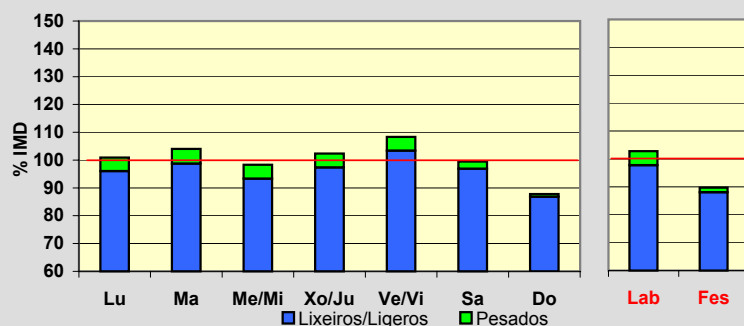
Treito/Tramo:

PO-529 - Caleiro% Pes.: **4,1** I₁₅₀: **1.224****Variación Mensual**

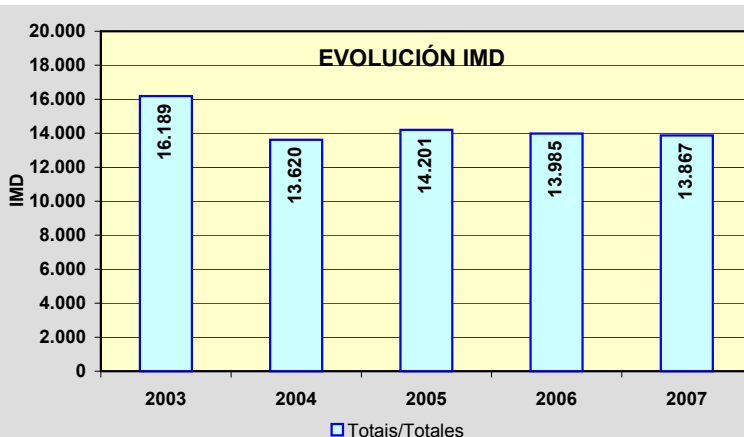
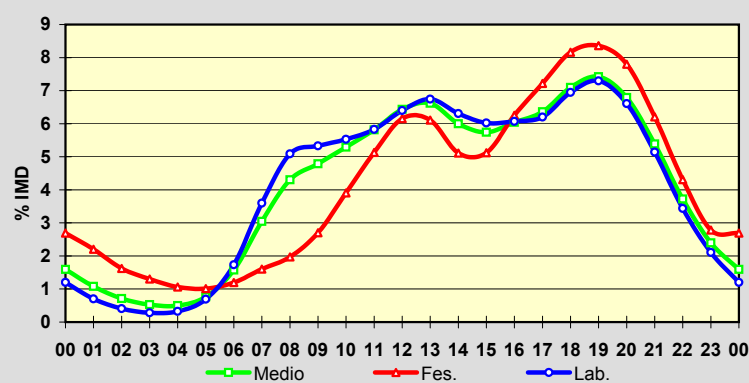
| | I.M.D. | % I.M.D. | % Pes. |
|------|--------|----------|--------|
| I | 12.664 | 91,32 | 4,4 |
| II | 12.734 | 91,83 | 4,0 |
| III | 12.726 | 91,77 | 4,5 |
| IV | 13.645 | 98,40 | 3,9 |
| V | 13.946 | 100,57 | 4,3 |
| VI | 14.565 | 105,03 | 4,3 |
| VII | 16.500 | 118,99 | 3,5 |
| VIII | 17.293 | 124,71 | 3,4 |
| IX | 13.513 | 97,45 | 4,2 |
| X | 13.096 | 94,44 | 4,6 |
| XI | 12.886 | 92,93 | 4,6 |
| XII | 12.694 | 91,54 | 3,8 |

**Semana Media**

| | I.M.D. | % I.M.D. | % Pes. |
|-------|--------|----------|--------|
| Lu | 13.990 | 100,89 | 4,8 |
| Ma | 14.423 | 104,01 | 5,1 |
| Me/Mi | 13.637 | 98,34 | 5,1 |
| Xo/Ju | 14.194 | 102,36 | 4,9 |
| Ve/Vi | 15.025 | 108,35 | 4,6 |
| Sa | 13.796 | 99,49 | 2,6 |
| Do | 12.176 | 87,81 | 1,1 |
| Lab | 14.252 | 102,78 | 4,9 |
| Fes | 12.437 | 89,69 | 1,8 |

**Día Medio**

| | Lab. | Fes. | Medio |
|----|---------------|---------------|---------------|
| 00 | 171 | 335 | 221 |
| 01 | 100 | 274 | 150 |
| 02 | 58 | 202 | 99 |
| 03 | 40 | 162 | 73 |
| 04 | 46 | 132 | 69 |
| 05 | 99 | 126 | 106 |
| 06 | 247 | 149 | 218 |
| 07 | 513 | 199 | 422 |
| 08 | 725 | 245 | 597 |
| 09 | 760 | 336 | 664 |
| 10 | 788 | 486 | 734 |
| 11 | 831 | 638 | 806 |
| 12 | 912 | 765 | 892 |
| 13 | 961 | 760 | 918 |
| 14 | 899 | 636 | 832 |
| 15 | 858 | 637 | 796 |
| 16 | 865 | 778 | 838 |
| 17 | 884 | 898 | 882 |
| 18 | 990 | 1.015 | 984 |
| 19 | 1.040 | 1.040 | 1.029 |
| 20 | 942 | 970 | 942 |
| 21 | 733 | 772 | 747 |
| 22 | 490 | 536 | 516 |
| 23 | 300 | 346 | 332 |
| | 14.252 | 12.437 | 13.867 |



Estación: **PO-550(8)**Tipo: **PER**

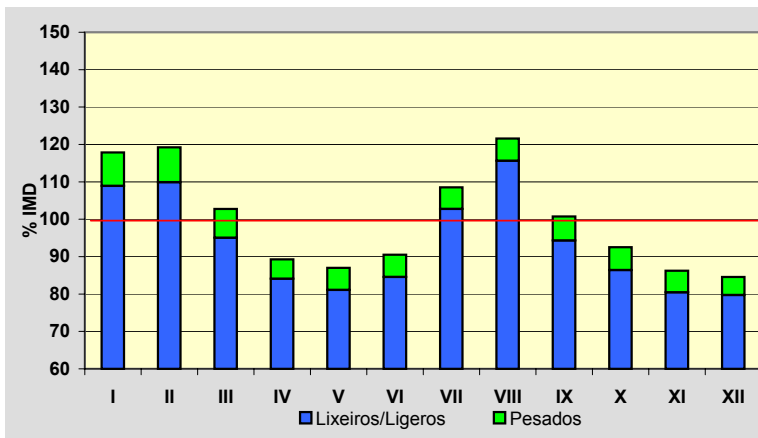
MEMORIA DE AFOROS 2007

Anterior: **C-550d(39)**Rede/Red: **PB**

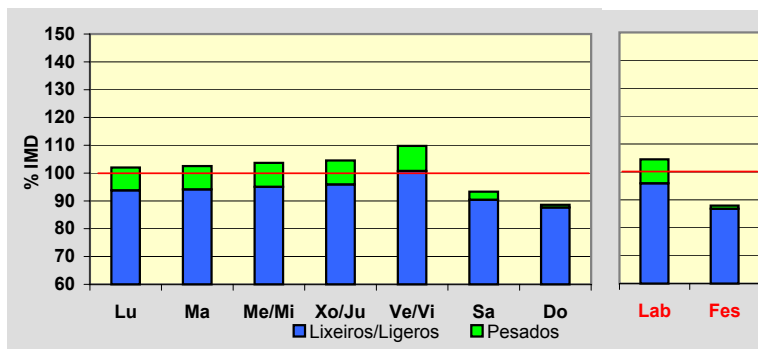
Nome/Nombre:

DenaIMD: **12.553** I₃₀: **1.385**Treito/Tramo: **PO-303 (Castrelo) - Vilalonga (PO-504)**% Pes.: **6,5** I₁₅₀: **1.227****Variación Mensual**

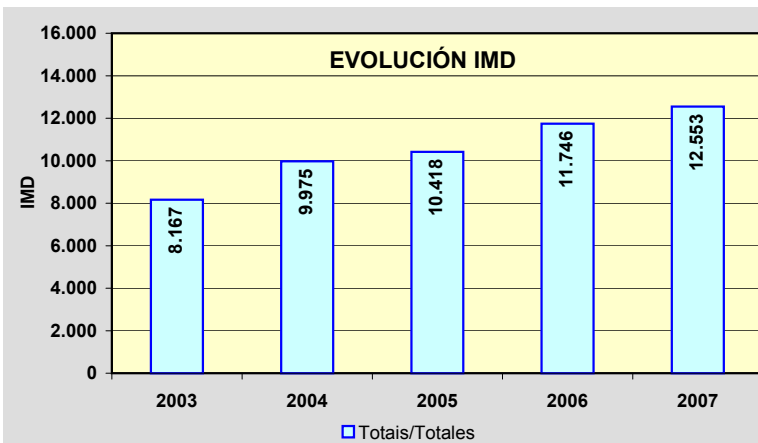
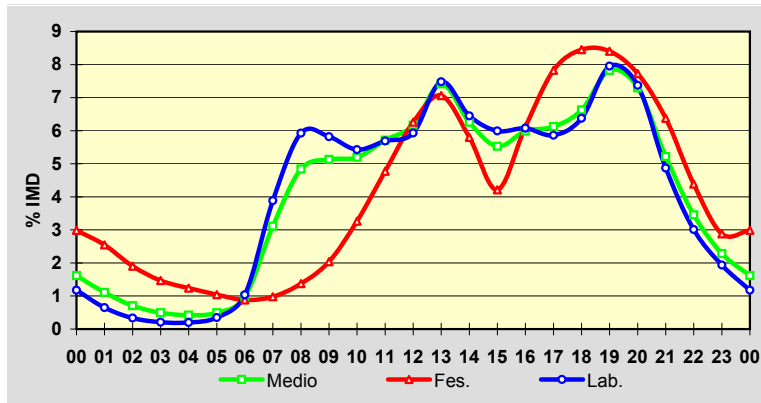
| | I.M.D. | % I.M.D. | % Pes. |
|------|--------|----------|--------|
| I | 14.797 | 117,88 | 7,6 |
| II | 14.965 | 119,21 | 7,8 |
| III | 12.900 | 102,76 | 7,5 |
| IV | 11.209 | 89,29 | 5,8 |
| V | 10.921 | 87,00 | 6,8 |
| VI | 11.364 | 90,53 | 6,6 |
| VII | 13.623 | 108,52 | 5,3 |
| VIII | 15.262 | 121,58 | 4,9 |
| IX | 12.648 | 100,76 | 6,4 |
| X | 11.615 | 92,53 | 6,6 |
| XI | 10.823 | 86,22 | 6,7 |
| XII | 10.613 | 84,55 | 5,7 |

**Semana Media**

| | I.M.D. | % I.M.D. | % Pes. |
|-------|--------|----------|--------|
| Lu | 12.806 | 102,02 | 8,1 |
| Ma | 12.868 | 102,51 | 8,2 |
| Me/Mi | 13.011 | 103,65 | 8,3 |
| Xo/Ju | 13.126 | 104,56 | 8,3 |
| Ve/Vi | 13.778 | 109,76 | 8,2 |
| Sa | 11.711 | 93,29 | 3,1 |
| Do | 11.122 | 88,60 | 1,1 |
| Lab | 13.116 | 104,48 | 8,2 |
| Fes | 11.039 | 87,94 | 1,3 |

**Día Medio**

| | Lab. | Fes. | Medio |
|----|---------------|---------------|---------------|
| 00 | 154 | 330 | 203 |
| 01 | 85 | 281 | 139 |
| 02 | 44 | 210 | 89 |
| 03 | 27 | 162 | 62 |
| 04 | 26 | 137 | 53 |
| 05 | 46 | 115 | 62 |
| 06 | 136 | 97 | 122 |
| 07 | 509 | 108 | 391 |
| 08 | 777 | 152 | 608 |
| 09 | 763 | 225 | 644 |
| 10 | 712 | 360 | 652 |
| 11 | 746 | 527 | 717 |
| 12 | 778 | 691 | 774 |
| 13 | 981 | 780 | 931 |
| 14 | 846 | 640 | 785 |
| 15 | 786 | 465 | 694 |
| 16 | 797 | 675 | 752 |
| 17 | 769 | 864 | 769 |
| 18 | 836 | 933 | 832 |
| 19 | 1.043 | 928 | 982 |
| 20 | 967 | 853 | 916 |
| 21 | 639 | 704 | 655 |
| 22 | 395 | 484 | 434 |
| 23 | 254 | 318 | 287 |
| | 13.116 | 11.039 | 12.553 |



Estación: **PO-551(1)**Tipo: **COM****MEMORIA DE AFOROS 2007**Anterior: **C-550d(88)**Rede/Red: **PB**

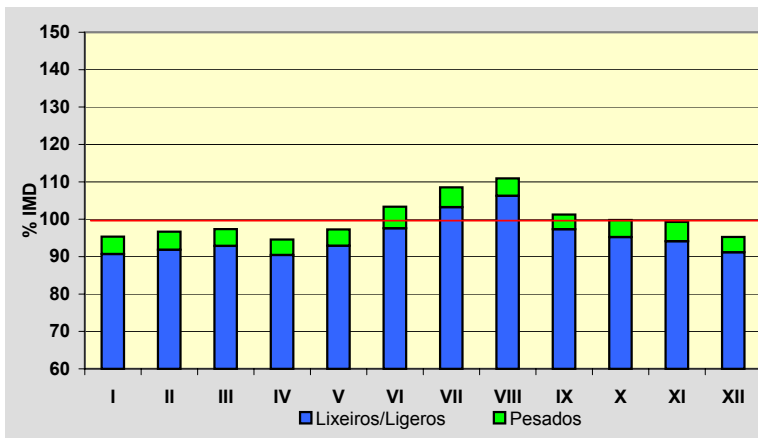
Nome/Nombre:

SeixoIMD: **12.888** I₃₀: **1.146**

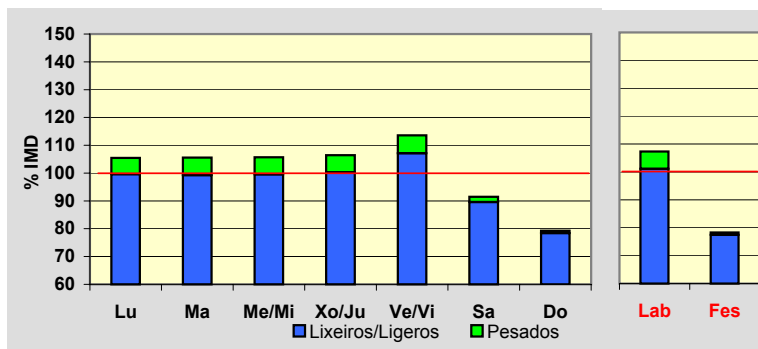
Treito/Tramo:

Marín - Seixo (Estda. Dep.)% Pes.: **4,7** I₁₅₀: **1.070****Variación Mensual**

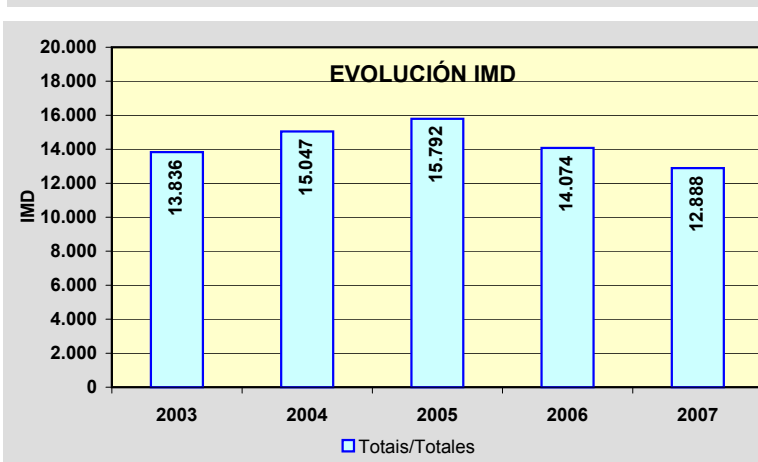
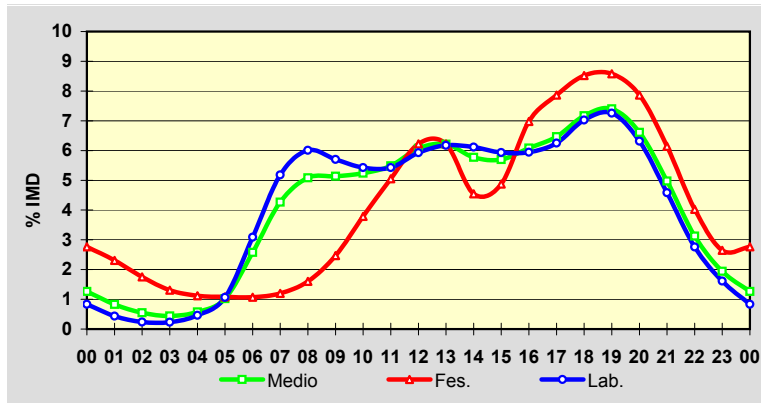
| | I.M.D. | % I.M.D. | % Pes. |
|------|--------|----------|--------|
| I | 12.287 | 95,34 | 4,9 |
| II | 12.461 | 96,69 | 5,0 |
| III | 12.547 | 97,35 | 4,6 |
| IV | 12.191 | 94,59 | 4,4 |
| V | 12.536 | 97,27 | 4,5 |
| VI | 13.322 | 103,37 | 5,6 |
| VII | 13.988 | 108,54 | 4,9 |
| VIII | 14.294 | 110,91 | 4,2 |
| IX | 13.050 | 101,26 | 3,9 |
| X | 12.862 | 99,80 | 4,6 |
| XI | 12.795 | 99,28 | 5,2 |
| XII | 12.276 | 95,25 | 4,3 |

**Semana Media**

| | I.M.D. | % I.M.D. | % Pes. |
|-------|--------|----------|--------|
| Lu | 13.593 | 105,47 | 5,6 |
| Ma | 13.605 | 105,56 | 6,0 |
| Me/Mi | 13.620 | 105,68 | 5,8 |
| Xo/Ju | 13.720 | 106,46 | 5,8 |
| Ve/Vi | 14.638 | 113,58 | 5,7 |
| Sa | 11.791 | 91,49 | 2,1 |
| Do | 10.219 | 79,29 | 1,1 |
| Lab | 13.834 | 107,34 | 5,8 |
| Fes | 10.093 | 78,31 | 1,1 |

**Día Medio**

| | Lab. | Fes. | Medio |
|----|---------------|---------------|---------------|
| 00 | 115 | 279 | 163 |
| 01 | 60 | 233 | 107 |
| 02 | 33 | 177 | 71 |
| 03 | 32 | 132 | 57 |
| 04 | 64 | 113 | 74 |
| 05 | 147 | 109 | 132 |
| 06 | 427 | 108 | 332 |
| 07 | 717 | 121 | 550 |
| 08 | 831 | 162 | 655 |
| 09 | 789 | 249 | 662 |
| 10 | 751 | 382 | 675 |
| 11 | 751 | 510 | 707 |
| 12 | 820 | 628 | 783 |
| 13 | 854 | 628 | 801 |
| 14 | 846 | 459 | 744 |
| 15 | 821 | 492 | 734 |
| 16 | 822 | 704 | 784 |
| 17 | 865 | 794 | 833 |
| 18 | 972 | 860 | 924 |
| 19 | 1.004 | 866 | 954 |
| 20 | 874 | 794 | 852 |
| 21 | 634 | 620 | 641 |
| 22 | 382 | 406 | 403 |
| 23 | 223 | 267 | 250 |
| | 13.834 | 10.093 | 12.888 |



Estación: **PO-551(13)**Tipo: **PER**

MEMORIA DE AFOROS 2007

Anterior:

Rede/Red: **PB**

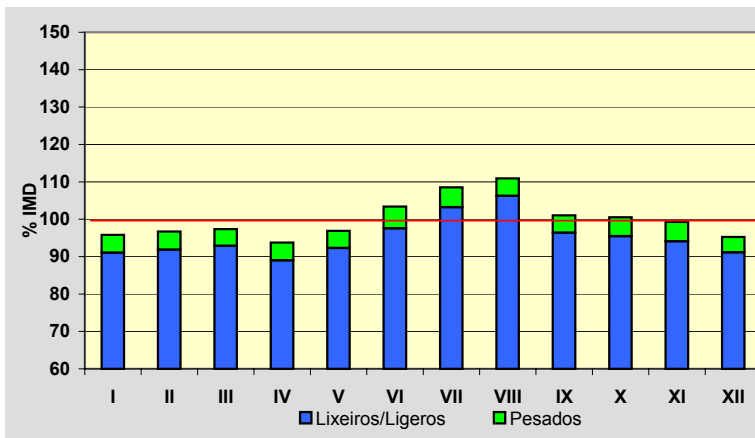
Nome/Nombre:

BueuIMD: **9.545** I₃₀: **840**

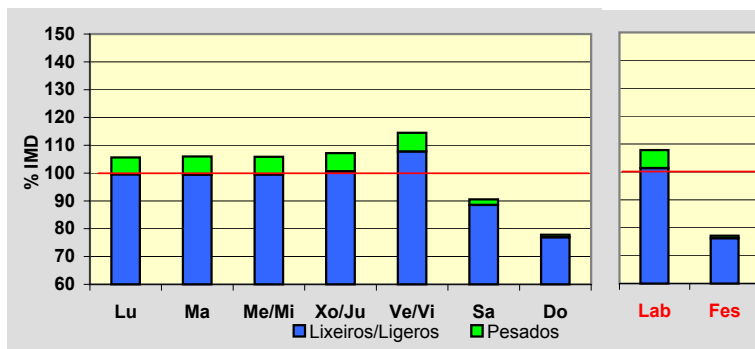
Treito/Tramo:

Bueu (PO-315) - Enl. VG-4.6% Pes.: **4,8** I₁₅₀: **793****Variación Mensual**

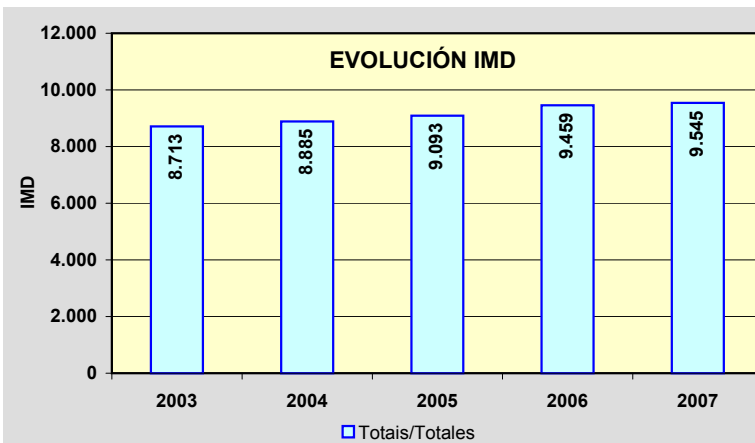
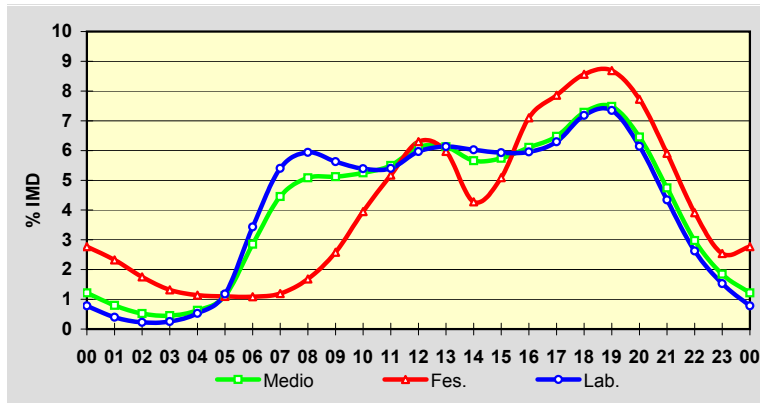
| | I.M.D. | % I.M.D. | % Pes. |
|------|--------|----------|--------|
| I | 9.148 | 95,84 | 5,0 |
| II | 9.231 | 96,71 | 5,0 |
| III | 9.294 | 97,37 | 4,6 |
| IV | 8.952 | 93,79 | 5,1 |
| V | 9.247 | 96,88 | 4,7 |
| VI | 9.868 | 103,38 | 5,6 |
| VII | 10.361 | 108,55 | 4,9 |
| VIII | 10.588 | 110,93 | 4,2 |
| IX | 9.646 | 101,06 | 4,6 |
| X | 9.595 | 100,52 | 5,0 |
| XI | 9.477 | 99,29 | 5,2 |
| XII | 9.093 | 95,26 | 4,3 |

**Semana Media**

| | I.M.D. | % I.M.D. | % Pes. |
|-------|--------|----------|--------|
| Lu | 10.085 | 105,66 | 5,8 |
| Ma | 10.114 | 105,96 | 6,2 |
| Me/Mi | 10.102 | 105,84 | 6,0 |
| Xo/Ju | 10.231 | 107,19 | 6,1 |
| Ve/VI | 10.931 | 114,52 | 5,9 |
| Sa | 8.644 | 90,56 | 2,2 |
| Do | 7.432 | 77,86 | 1,2 |
| Lab | 10.292 | 107,83 | 6,0 |
| Fes | 7.366 | 77,17 | 1,2 |

**Día Medio**

| | Lab. | Fes. | Medio |
|----|---------------|--------------|--------------|
| 00 | 80 | 204 | 116 |
| 01 | 41 | 171 | 76 |
| 02 | 23 | 129 | 50 |
| 03 | 26 | 97 | 43 |
| 04 | 54 | 84 | 60 |
| 05 | 121 | 81 | 107 |
| 06 | 353 | 80 | 272 |
| 07 | 556 | 88 | 425 |
| 08 | 611 | 124 | 485 |
| 09 | 579 | 190 | 489 |
| 10 | 555 | 291 | 501 |
| 11 | 556 | 381 | 525 |
| 12 | 614 | 464 | 584 |
| 13 | 631 | 440 | 585 |
| 14 | 620 | 315 | 540 |
| 15 | 610 | 375 | 548 |
| 16 | 613 | 523 | 583 |
| 17 | 648 | 579 | 618 |
| 18 | 739 | 631 | 695 |
| 19 | 756 | 640 | 714 |
| 20 | 632 | 569 | 616 |
| 21 | 447 | 435 | 453 |
| 22 | 270 | 288 | 284 |
| 23 | 157 | 187 | 176 |
| | 10.292 | 7.366 | 9.545 |



Estación: **PO-551(21)**Tipo: **PER**

MEMORIA DE AFOROS 2007

Anterior: **C-550d(117)**Rede/Red: **PB**

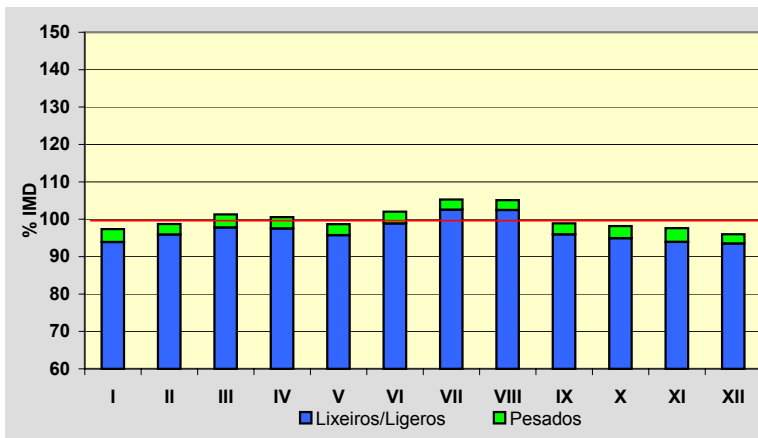
Nome/Nombre:

TiránIMD: **9.507** I₃₀: **817**

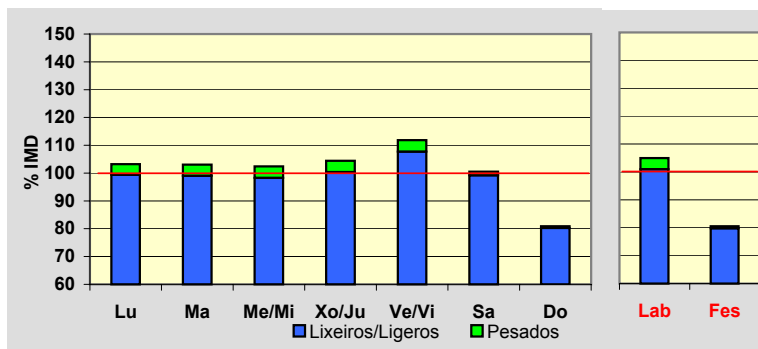
Treito/Tramo:

Cangas (PO-315) - Moaña (PO-313)% Pes.: **3,1** I₁₅₀: **778****Variación Mensual**

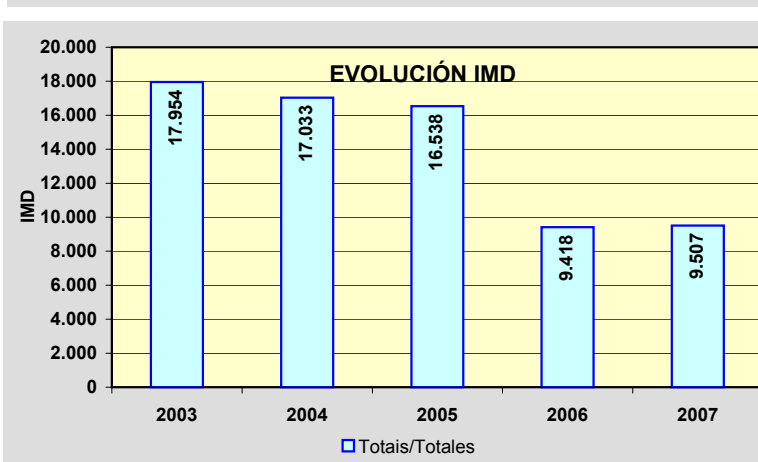
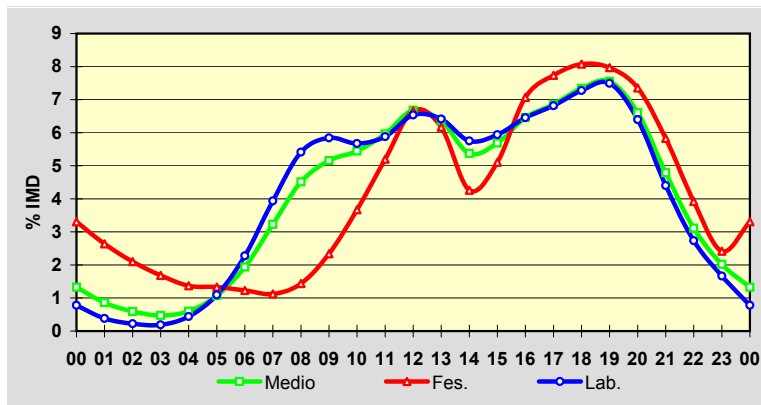
| | I.M.D. | % I.M.D. | % Pes. |
|------|--------|----------|--------|
| I | 9.258 | 97,38 | 3,6 |
| II | 9.388 | 98,75 | 2,9 |
| III | 9.632 | 101,31 | 3,5 |
| IV | 9.561 | 100,57 | 3,0 |
| V | 9.384 | 98,71 | 3,0 |
| VI | 9.699 | 102,02 | 3,1 |
| VII | 10.009 | 105,28 | 2,6 |
| VIII | 9.992 | 105,10 | 2,5 |
| IX | 9.403 | 98,91 | 3,0 |
| X | 9.333 | 98,17 | 3,3 |
| XI | 9.282 | 97,63 | 3,8 |
| XII | 9.126 | 95,99 | 2,6 |

**Semana Media**

| | I.M.D. | % I.M.D. | % Pes. |
|-------|--------|----------|--------|
| Lu | 9.811 | 103,20 | 3,7 |
| Ma | 9.797 | 103,05 | 3,9 |
| Me/Mi | 9.734 | 102,39 | 4,0 |
| Xo/Ju | 9.926 | 104,41 | 3,9 |
| Ve/Vi | 10.631 | 111,82 | 3,7 |
| Sa | 9.553 | 100,48 | 1,3 |
| Do | 7.691 | 80,90 | 0,8 |
| Lab | 9.979 | 104,96 | 3,8 |
| Fes | 7.654 | 80,51 | 0,9 |

**Día Medio**

| | Lab. | Fes. | Medio |
|----|--------------|--------------|--------------|
| 00 | 78 | 253 | 126 |
| 01 | 38 | 202 | 82 |
| 02 | 22 | 161 | 56 |
| 03 | 19 | 129 | 45 |
| 04 | 44 | 105 | 57 |
| 05 | 109 | 102 | 102 |
| 06 | 227 | 94 | 184 |
| 07 | 393 | 86 | 307 |
| 08 | 540 | 110 | 429 |
| 09 | 583 | 179 | 490 |
| 10 | 566 | 281 | 518 |
| 11 | 587 | 398 | 567 |
| 12 | 652 | 510 | 635 |
| 13 | 640 | 472 | 604 |
| 14 | 574 | 326 | 511 |
| 15 | 593 | 391 | 541 |
| 16 | 644 | 541 | 614 |
| 17 | 680 | 592 | 652 |
| 18 | 726 | 618 | 698 |
| 19 | 748 | 610 | 718 |
| 20 | 638 | 563 | 628 |
| 21 | 439 | 446 | 455 |
| 22 | 273 | 300 | 296 |
| 23 | 166 | 185 | 192 |
| | 9.979 | 7.654 | 9.507 |



Estación: **PO-551(32)**Tipo: **COM**

MEMORIA DE AFOROS 2007

Anterior: **C-550d(128)**Rede/Red: **PB**

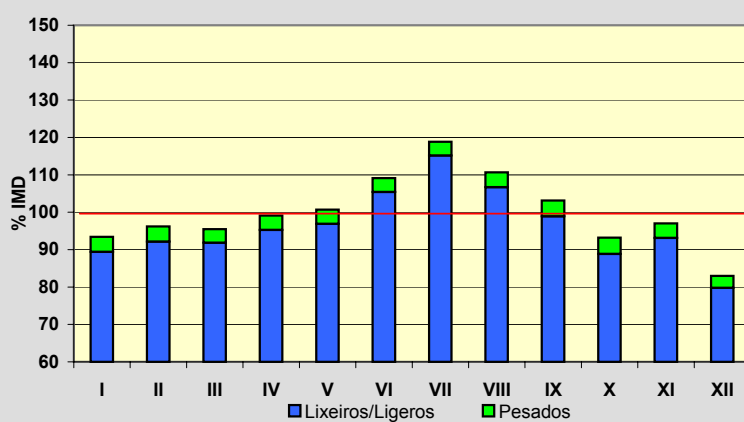
Nome/Nombre:

DomaioIMD: **10.548** I₃₀: **975**

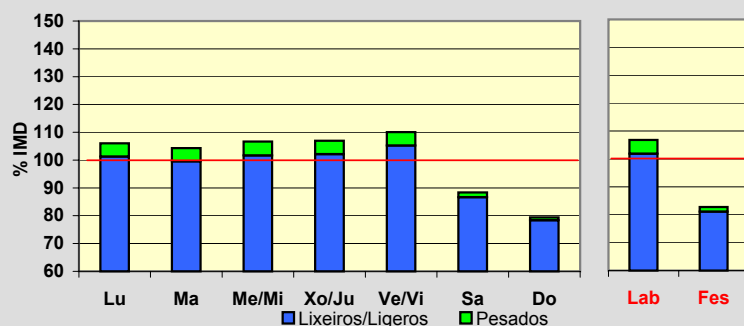
Treito/Tramo:

Meira (Estda. Dep.) - Rande% Pes.: **3,9** I₁₅₀: **881****Variación Mensual**

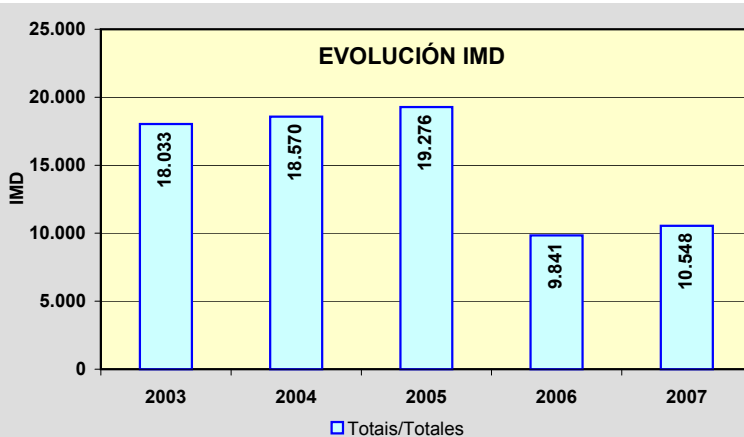
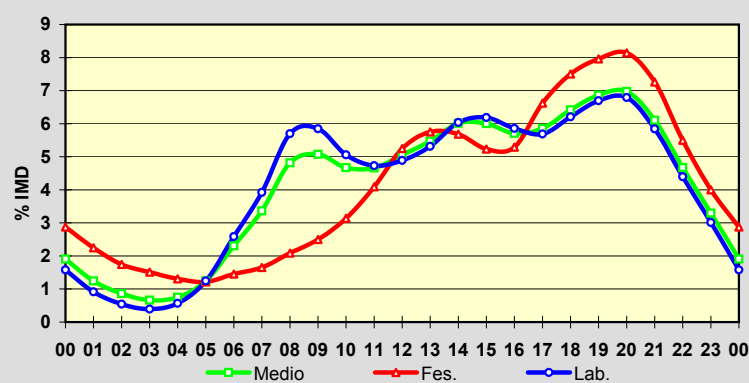
| | I.M.D. | % I.M.D. | % Pes. |
|------|--------|----------|--------|
| I | 9.854 | 93,42 | 4,3 |
| II | 10.146 | 96,19 | 4,2 |
| III | 10.069 | 95,46 | 3,8 |
| IV | 10.454 | 99,11 | 3,9 |
| V | 10.623 | 100,71 | 3,8 |
| VI | 11.509 | 109,11 | 3,4 |
| VII | 12.536 | 118,85 | 3,1 |
| VIII | 11.672 | 110,66 | 3,6 |
| IX | 10.878 | 103,13 | 4,1 |
| X | 9.832 | 93,21 | 4,7 |
| XI | 10.233 | 97,01 | 4,0 |
| XII | 8.755 | 83,00 | 3,9 |

**Semana Media**

| | I.M.D. | % I.M.D. | % Pes. |
|-------|--------|----------|--------|
| Lu | 11.184 | 106,03 | 4,5 |
| Ma | 11.005 | 104,33 | 4,6 |
| Me/Mi | 11.252 | 106,67 | 4,7 |
| Xo/Ju | 11.281 | 106,95 | 4,5 |
| Ve/Vi | 11.608 | 110,05 | 4,4 |
| Sa | 9.323 | 88,39 | 2,0 |
| Do | 8.374 | 79,39 | 1,3 |
| Lab | 11.265 | 106,80 | 4,6 |
| Fes | 8.730 | 82,76 | 2,0 |

**Día Medio**

| | Lab. | Fes. | Medio |
|----|---------------|--------------|---------------|
| 00 | 178 | 251 | 201 |
| 01 | 103 | 196 | 131 |
| 02 | 61 | 152 | 91 |
| 03 | 44 | 132 | 70 |
| 04 | 64 | 114 | 79 |
| 05 | 140 | 106 | 131 |
| 06 | 291 | 127 | 243 |
| 07 | 442 | 144 | 355 |
| 08 | 642 | 182 | 508 |
| 09 | 659 | 218 | 535 |
| 10 | 570 | 274 | 493 |
| 11 | 533 | 357 | 492 |
| 12 | 551 | 458 | 533 |
| 13 | 599 | 502 | 577 |
| 14 | 680 | 496 | 634 |
| 15 | 697 | 457 | 633 |
| 16 | 660 | 462 | 602 |
| 17 | 641 | 578 | 618 |
| 18 | 699 | 655 | 677 |
| 19 | 754 | 695 | 724 |
| 20 | 765 | 711 | 736 |
| 21 | 658 | 634 | 644 |
| 22 | 495 | 480 | 493 |
| 23 | 339 | 349 | 348 |
| | 11.265 | 8.730 | 10.548 |



Estación: **PO-552(3)**Tipo: **COM**

MEMORIA DE AFOROS 2007

Anterior:

Rede/Red: **PB**

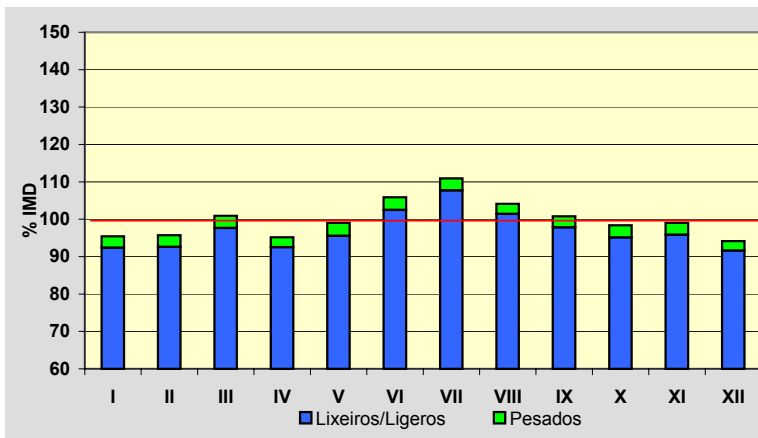
Nome/Nombre:

A XurelaIMD: **15.585** I₃₀: **1.272**

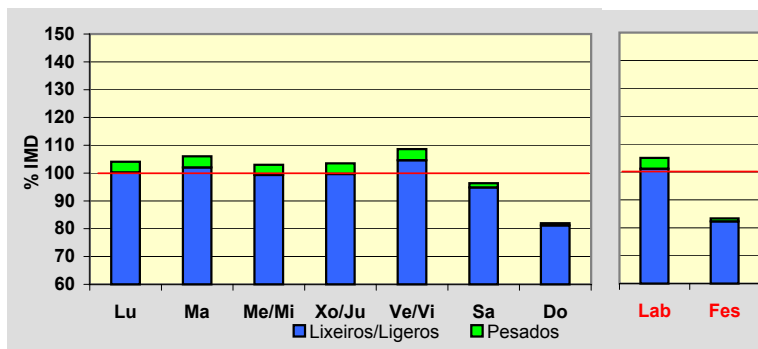
Treito/Tramo:

A Xurela (Estda. Dep.) - Nigrán (PO-332)% Pes.: **3,1** I₁₅₀: **1.194****Variación Mensual**

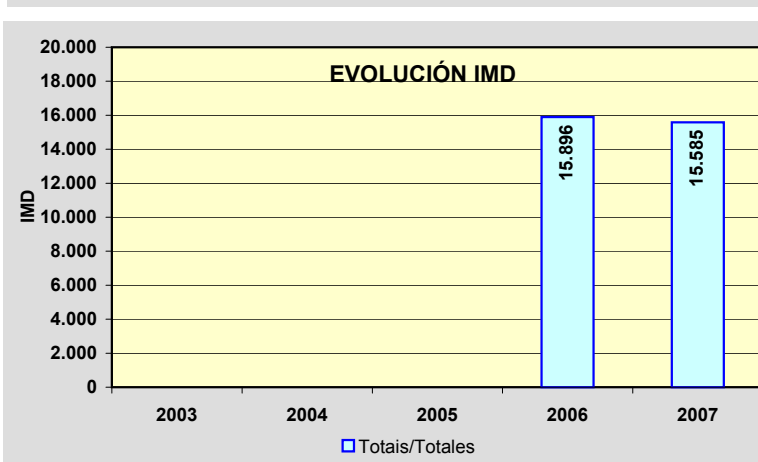
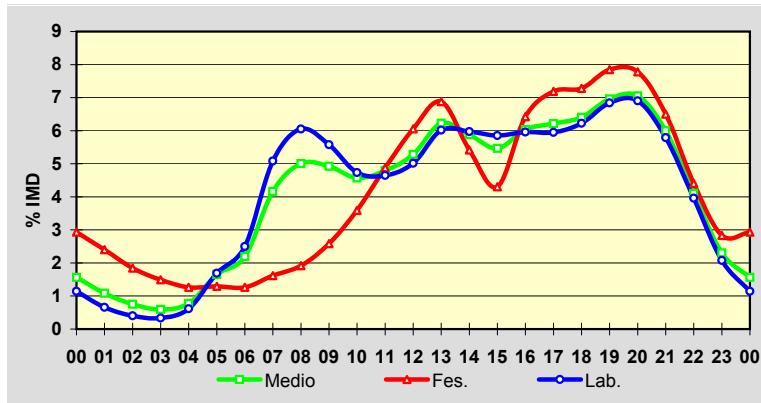
| | I.M.D. | % I.M.D. | % Pes. |
|------|--------|----------|--------|
| I | 14.875 | 95,44 | 3,2 |
| II | 14.923 | 95,75 | 3,3 |
| III | 15.724 | 100,89 | 3,2 |
| IV | 14.835 | 95,19 | 2,8 |
| V | 15.437 | 99,05 | 3,5 |
| VI | 16.501 | 105,88 | 3,2 |
| VII | 17.288 | 110,93 | 2,9 |
| VIII | 16.229 | 104,13 | 2,6 |
| IX | 15.705 | 100,77 | 2,9 |
| X | 15.336 | 98,40 | 3,3 |
| XI | 15.433 | 99,02 | 3,2 |
| XII | 14.673 | 94,15 | 2,7 |

**Semana Media**

| | I.M.D. | % I.M.D. | % Pes. |
|-------|--------|----------|--------|
| Lu | 16.218 | 104,06 | 3,7 |
| Ma | 16.530 | 106,06 | 3,8 |
| Me/Mi | 16.052 | 103,00 | 3,6 |
| Xo/Ju | 16.130 | 103,50 | 3,7 |
| Ve/Vi | 16.928 | 108,62 | 3,7 |
| Sa | 15.016 | 96,35 | 1,6 |
| Do | 12.776 | 81,98 | 1,0 |
| Lab | 16.372 | 105,05 | 3,7 |
| Fes | 12.995 | 83,38 | 1,3 |

**Día Medio**

| | Lab. | Fes. | Medio |
|----|---------------|---------------|---------------|
| 00 | 187 | 381 | 244 |
| 01 | 108 | 312 | 169 |
| 02 | 66 | 240 | 117 |
| 03 | 55 | 194 | 93 |
| 04 | 101 | 164 | 121 |
| 05 | 277 | 168 | 257 |
| 06 | 409 | 164 | 342 |
| 07 | 832 | 210 | 649 |
| 08 | 991 | 249 | 780 |
| 09 | 913 | 336 | 767 |
| 10 | 775 | 467 | 712 |
| 11 | 761 | 634 | 747 |
| 12 | 821 | 787 | 823 |
| 13 | 985 | 894 | 970 |
| 14 | 978 | 704 | 916 |
| 15 | 958 | 559 | 852 |
| 16 | 976 | 835 | 941 |
| 17 | 974 | 934 | 969 |
| 18 | 1.019 | 946 | 998 |
| 19 | 1.120 | 1.020 | 1.085 |
| 20 | 1.130 | 1.011 | 1.099 |
| 21 | 948 | 845 | 935 |
| 22 | 648 | 573 | 640 |
| 23 | 340 | 368 | 359 |
| | 16.372 | 12.995 | 15.585 |



Estación: **PO-552(18)**Tipo: **COM**

MEMORIA DE AFOROS 2007

Anterior: **C-550d(149)**Rede/Red: **PB**

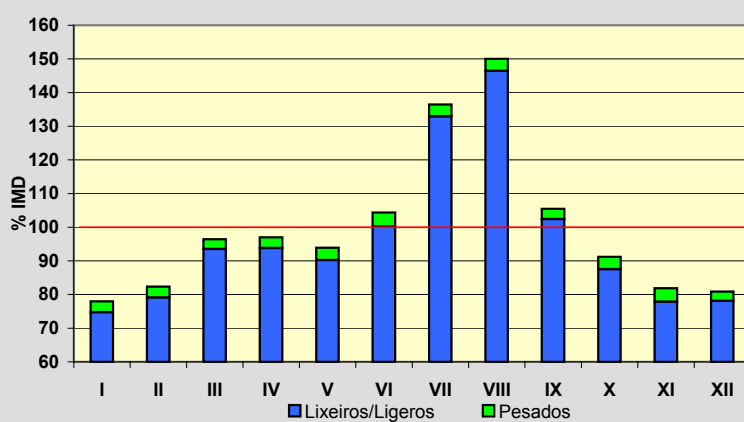
Nome/Nombre:

BaionaIMD: **6.098** I₃₀: **889**

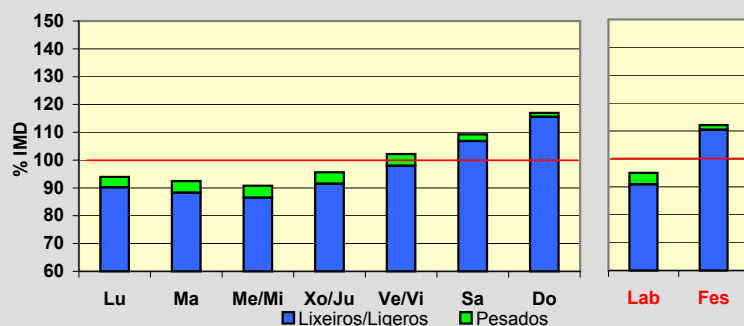
Treito/Tramo:

Baiona (Estda. Dep.) - AG-57% Pes.: **3,4** I₁₅₀: **742****Variación Mensual**

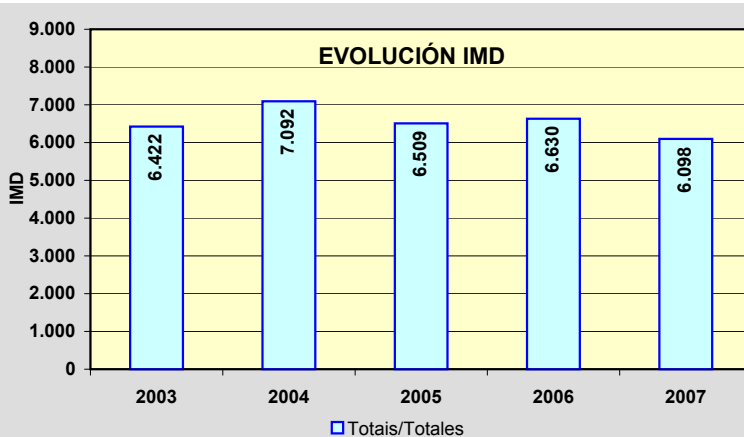
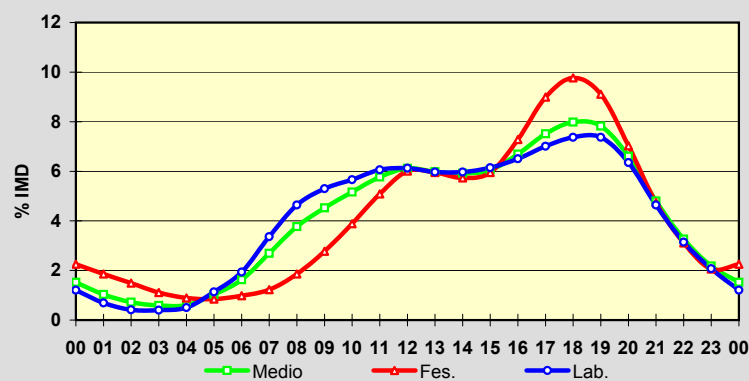
| | I.M.D. | % I.M.D. | % Pes. |
|------|--------|----------|--------|
| I | 4.756 | 77,99 | 4,2 |
| II | 5.021 | 82,34 | 3,9 |
| III | 5.879 | 96,41 | 3,0 |
| IV | 5.916 | 97,02 | 3,3 |
| V | 5.727 | 93,92 | 3,9 |
| VI | 6.364 | 104,36 | 4,0 |
| VII | 8.322 | 136,47 | 2,6 |
| VIII | 9.149 | 150,03 | 2,4 |
| IX | 6.432 | 105,48 | 2,9 |
| X | 5.561 | 91,19 | 4,0 |
| XI | 4.993 | 81,88 | 4,9 |
| XII | 4.931 | 80,86 | 3,4 |

**Semana Media**

| | I.M.D. | % I.M.D. | % Pes. |
|-------|--------|----------|--------|
| Lu | 5.730 | 93,97 | 4,0 |
| Ma | 5.639 | 92,47 | 4,5 |
| Me/Mi | 5.536 | 90,78 | 4,7 |
| Xo/Ju | 5.832 | 95,64 | 4,3 |
| Ve/Vi | 6.231 | 102,18 | 4,1 |
| Sa | 6.661 | 109,23 | 2,2 |
| Do | 7.133 | 116,97 | 1,2 |
| Lab | 5.793 | 95,00 | 4,3 |
| Fes | 6.840 | 112,17 | 1,5 |

**Día Medio**

| | Lab. | Fes. | Medio |
|----|--------------|--------------|--------------|
| 00 | 70 | 154 | 93 |
| 01 | 40 | 127 | 63 |
| 02 | 24 | 102 | 44 |
| 03 | 23 | 76 | 36 |
| 04 | 29 | 61 | 37 |
| 05 | 66 | 58 | 63 |
| 06 | 112 | 67 | 99 |
| 07 | 195 | 84 | 164 |
| 08 | 269 | 127 | 230 |
| 09 | 307 | 190 | 276 |
| 10 | 328 | 266 | 315 |
| 11 | 351 | 348 | 352 |
| 12 | 355 | 411 | 373 |
| 13 | 346 | 407 | 365 |
| 14 | 346 | 392 | 361 |
| 15 | 356 | 407 | 369 |
| 16 | 377 | 498 | 408 |
| 17 | 406 | 615 | 458 |
| 18 | 427 | 668 | 487 |
| 19 | 427 | 623 | 477 |
| 20 | 368 | 481 | 403 |
| 21 | 269 | 324 | 293 |
| 22 | 182 | 213 | 199 |
| 23 | 120 | 141 | 133 |
| | 5.793 | 6.840 | 6.098 |

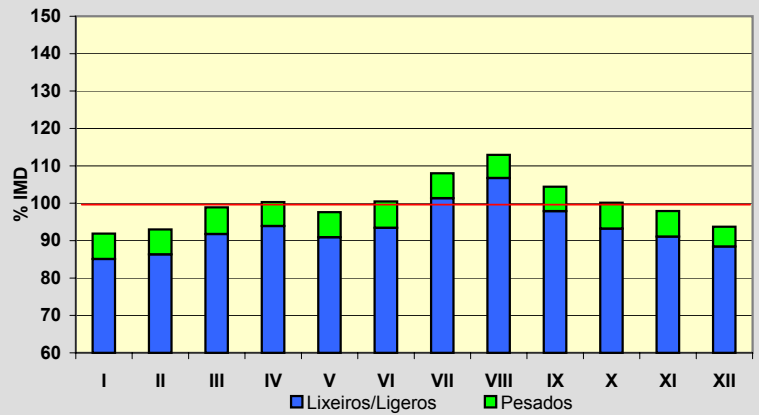


Estación: **PO-552(60)**Tipo: **PER**

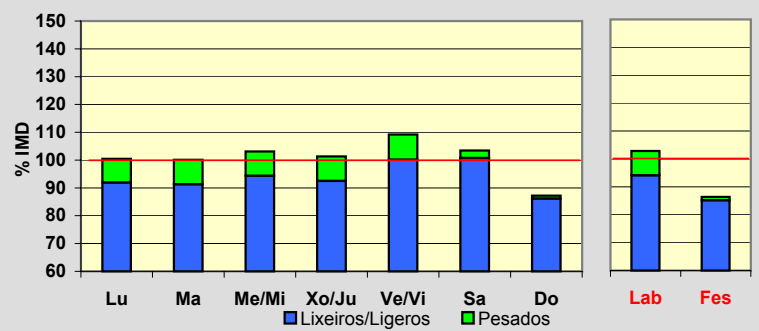
MEMORIA DE AFOROS 2007

Anterior: **C-550d(192)**Rede/Red: **PB**Nome/Nombre: **Forcadela (PO-552)**IMD: **14.595** I₃₀: **1.341**Treito/Tramo: **Goián (PO-553) - Vilar de Matos (PO-344)**% Pes.: **6,6** I₁₅₀: **1.255****Variación Mensual**

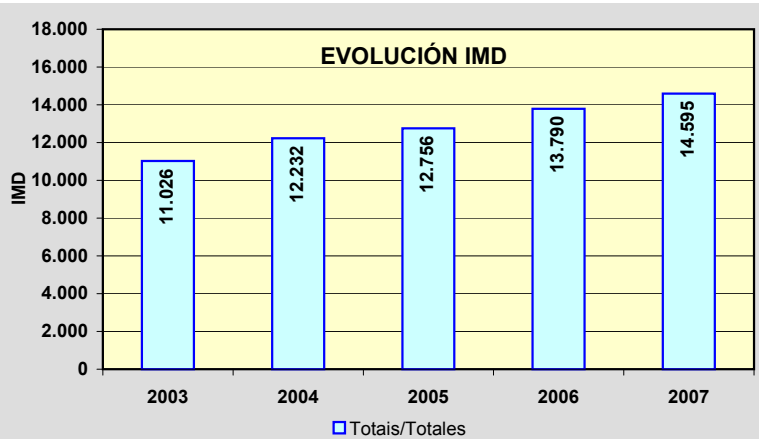
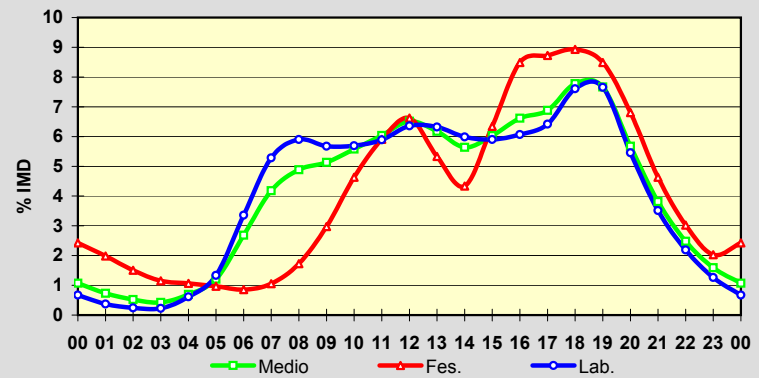
| | I.M.D. | % I.M.D. | % Pes. |
|------|--------|----------|--------|
| I | 13.412 | 91,89 | 7,4 |
| II | 13.573 | 93,00 | 7,2 |
| III | 14.432 | 98,88 | 7,2 |
| IV | 14.641 | 100,32 | 6,4 |
| V | 14.248 | 97,62 | 6,9 |
| VI | 14.664 | 100,47 | 7,0 |
| VII | 15.766 | 108,02 | 6,2 |
| VIII | 16.485 | 112,95 | 5,5 |
| IX | 15.243 | 104,44 | 6,3 |
| X | 14.613 | 100,12 | 6,9 |
| XI | 14.294 | 97,94 | 7,0 |
| XII | 13.682 | 93,74 | 5,7 |

**Semana Media**

| | I.M.D. | % I.M.D. | % Pes. |
|-------|--------|----------|--------|
| Lu | 14.663 | 100,47 | 8,5 |
| Ma | 14.612 | 100,12 | 8,8 |
| Me/Mi | 15.050 | 103,12 | 8,5 |
| Xo/Ju | 14.790 | 101,34 | 8,7 |
| Ve/Vi | 15.941 | 109,22 | 8,3 |
| Sa | 15.098 | 103,45 | 2,6 |
| Do | 12.727 | 87,20 | 1,2 |
| Lab | 15.010 | 102,84 | 8,5 |
| Fes | 12.609 | 86,39 | 1,4 |

**Día Medio**

| | Lab. | Fes. | Medio |
|----|---------------|---------------|---------------|
| 00 | 101 | 306 | 156 |
| 01 | 56 | 250 | 107 |
| 02 | 36 | 190 | 76 |
| 03 | 34 | 145 | 62 |
| 04 | 92 | 134 | 101 |
| 05 | 200 | 122 | 176 |
| 06 | 504 | 108 | 392 |
| 07 | 793 | 133 | 610 |
| 08 | 886 | 218 | 713 |
| 09 | 852 | 375 | 749 |
| 10 | 854 | 584 | 814 |
| 11 | 884 | 745 | 881 |
| 12 | 954 | 835 | 951 |
| 13 | 949 | 672 | 901 |
| 14 | 899 | 547 | 823 |
| 15 | 886 | 800 | 880 |
| 16 | 911 | 1.070 | 966 |
| 17 | 963 | 1.100 | 1.004 |
| 18 | 1.142 | 1.126 | 1.135 |
| 19 | 1.149 | 1.070 | 1.119 |
| 20 | 819 | 858 | 828 |
| 21 | 527 | 584 | 557 |
| 22 | 329 | 381 | 362 |
| 23 | 190 | 256 | 232 |
| | 15.010 | 12.609 | 14.595 |



Estación: **PO-552(68)**Tipo: **PER**

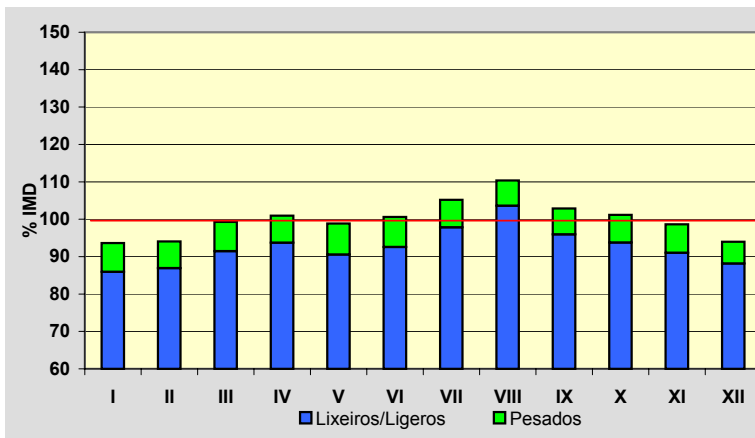
MEMORIA DE AFOROS 2007

Anterior: **C-550d(201)**Rede/Red: **PB**

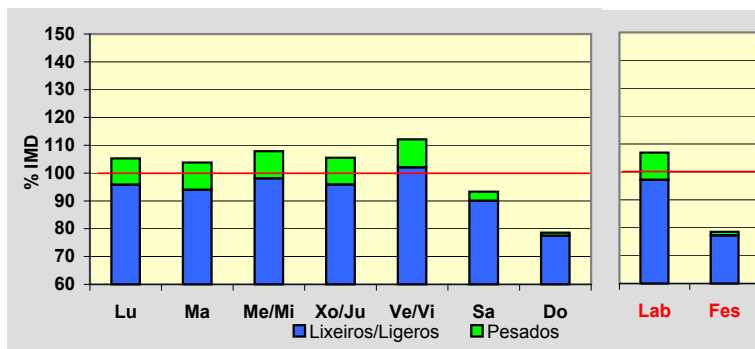
Nome/Nombre:

TorrónIMD: **13.530** I₃₀: **1.199**Treito/Tramo: **Forcadela Norte (PO-195) - Torrón (Estda. Dep.)**% Pes.: **7,3** I₁₅₀: **1.127****Variación Mensual**

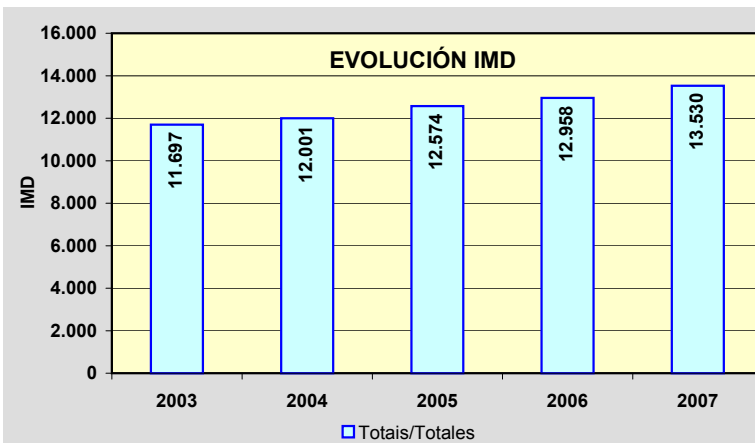
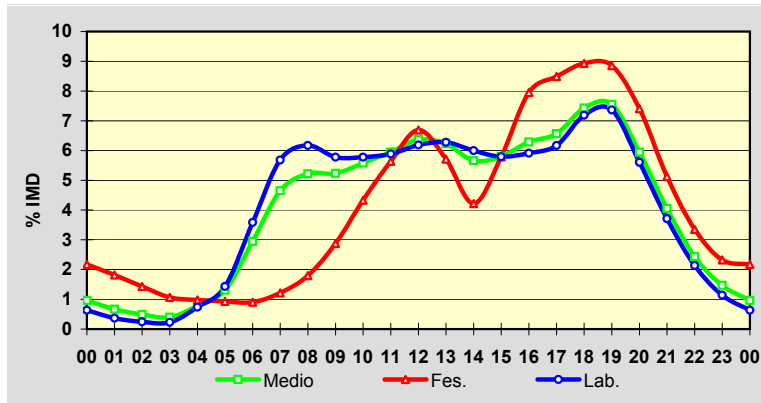
| | I.M.D. | % I.M.D. | % Pes. |
|------|--------|----------|--------|
| I | 12.668 | 93,63 | 8,2 |
| II | 12.726 | 94,06 | 7,6 |
| III | 13.434 | 99,29 | 7,9 |
| IV | 13.662 | 100,98 | 7,2 |
| V | 13.374 | 98,85 | 8,4 |
| VI | 13.615 | 100,63 | 8,0 |
| VII | 14.230 | 105,17 | 7,0 |
| VIII | 14.931 | 110,35 | 6,1 |
| IX | 13.917 | 102,86 | 6,7 |
| X | 13.686 | 101,15 | 7,3 |
| XI | 13.344 | 98,63 | 7,7 |
| XII | 12.714 | 93,97 | 6,2 |

**Semana Media**

| | I.M.D. | % I.M.D. | % Pes. |
|-------|--------|----------|--------|
| Lu | 14.248 | 105,31 | 9,0 |
| Ma | 14.042 | 103,78 | 9,4 |
| Me/Mi | 14.597 | 107,89 | 9,1 |
| Xo/Ju | 14.275 | 105,51 | 9,1 |
| Ve/VI | 15.173 | 112,14 | 9,0 |
| Sa | 12.625 | 93,31 | 3,5 |
| Do | 10.631 | 78,57 | 1,4 |
| Lab | 14.467 | 106,93 | 9,1 |
| Fes | 10.626 | 78,54 | 1,6 |

**Día Medio**

| | Lab. | Fes. | Medio |
|----|---------------|---------------|---------------|
| 00 | 92 | 231 | 130 |
| 01 | 53 | 193 | 90 |
| 02 | 35 | 152 | 66 |
| 03 | 33 | 113 | 54 |
| 04 | 107 | 104 | 106 |
| 05 | 207 | 99 | 177 |
| 06 | 518 | 96 | 399 |
| 07 | 822 | 129 | 629 |
| 08 | 893 | 191 | 706 |
| 09 | 836 | 306 | 708 |
| 10 | 836 | 460 | 755 |
| 11 | 851 | 599 | 805 |
| 12 | 895 | 711 | 862 |
| 13 | 908 | 607 | 843 |
| 14 | 868 | 448 | 766 |
| 15 | 838 | 615 | 785 |
| 16 | 855 | 845 | 851 |
| 17 | 893 | 902 | 889 |
| 18 | 1.040 | 949 | 1.005 |
| 19 | 1.065 | 941 | 1.022 |
| 20 | 811 | 787 | 804 |
| 21 | 537 | 545 | 549 |
| 22 | 309 | 356 | 330 |
| 23 | 165 | 247 | 199 |
| | 14.467 | 10.626 | 13.530 |



Estación: **PO-840(68)**Tipo: **COM****MEMORIA DE AFOROS 2007**Anterior: **C-540b(1)**Rede/Red: **PB**

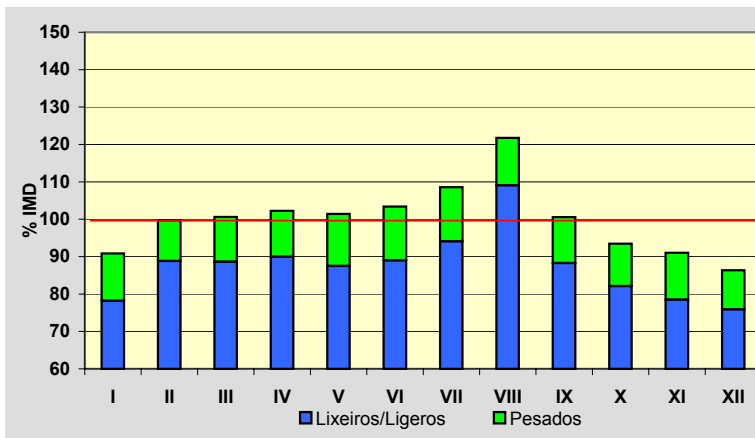
Nome/Nombre:

AgoladaIMD: **3.329** I₃₀: **345**

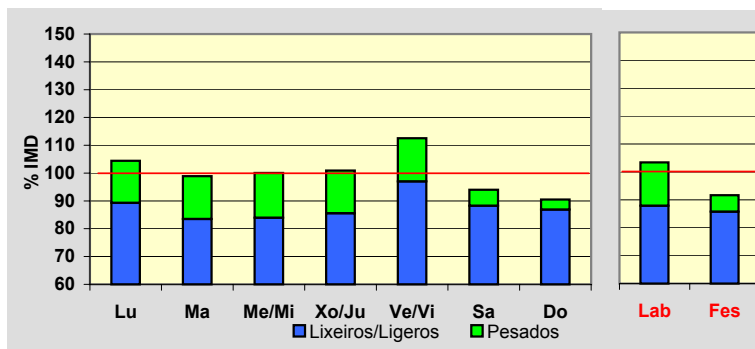
Treito/Tramo:

Pte. Arcediago - Agolada% Pes.: **12,5** I₁₅₀: **302****Variación Mensual**

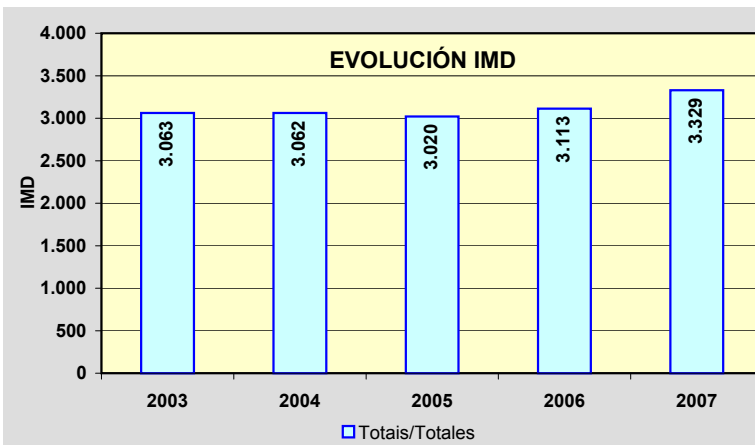
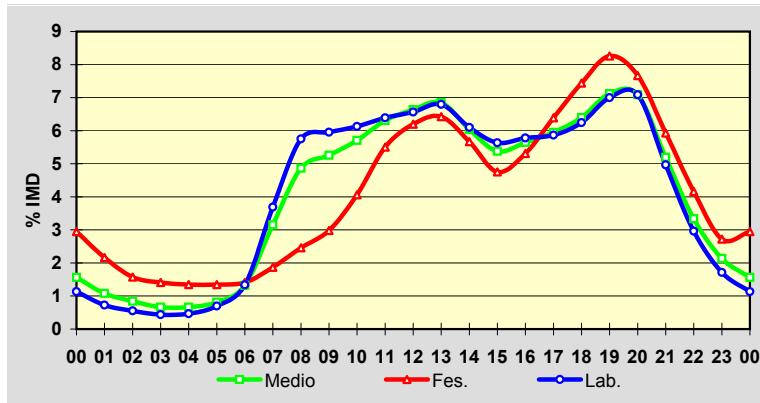
| | I.M.D. | % I.M.D. | % Pes. |
|------|--------|----------|--------|
| I | 3.024 | 90,84 | 13,9 |
| II | 3.319 | 99,70 | 10,9 |
| III | 3.350 | 100,63 | 11,9 |
| IV | 3.404 | 102,25 | 12,0 |
| V | 3.376 | 101,41 | 13,7 |
| VI | 3.442 | 103,39 | 13,9 |
| VII | 3.614 | 108,56 | 13,3 |
| VIII | 4.053 | 121,75 | 10,4 |
| IX | 3.348 | 100,57 | 12,2 |
| X | 3.111 | 93,45 | 12,1 |
| XI | 3.030 | 91,02 | 13,7 |
| XII | 2.875 | 86,36 | 12,1 |

**Semana Media**

| | I.M.D. | % I.M.D. | % Pes. |
|-------|--------|----------|--------|
| Lu | 3.476 | 104,42 | 14,5 |
| Ma | 3.292 | 98,89 | 15,6 |
| Me/Mi | 3.331 | 100,06 | 16,1 |
| Xo/Ju | 3.359 | 100,90 | 15,2 |
| Ve/Vi | 3.746 | 112,53 | 13,8 |
| Sa | 3.129 | 93,99 | 6,1 |
| Do | 3.013 | 90,51 | 4,0 |
| Lab | 3.442 | 103,39 | 15,0 |
| Fes | 3.051 | 91,65 | 6,4 |

**Día Medio**

| | Lab. | Fes. | Medio |
|----|--------------|--------------|--------------|
| 00 | 39 | 90 | 52 |
| 01 | 25 | 66 | 36 |
| 02 | 19 | 48 | 28 |
| 03 | 15 | 43 | 22 |
| 04 | 16 | 41 | 22 |
| 05 | 24 | 41 | 27 |
| 06 | 46 | 43 | 44 |
| 07 | 127 | 57 | 105 |
| 08 | 198 | 75 | 162 |
| 09 | 205 | 91 | 175 |
| 10 | 211 | 124 | 190 |
| 11 | 220 | 168 | 210 |
| 12 | 226 | 189 | 221 |
| 13 | 234 | 196 | 228 |
| 14 | 210 | 173 | 201 |
| 15 | 194 | 145 | 179 |
| 16 | 199 | 162 | 188 |
| 17 | 202 | 195 | 198 |
| 18 | 215 | 227 | 213 |
| 19 | 241 | 252 | 237 |
| 20 | 244 | 234 | 236 |
| 21 | 171 | 181 | 173 |
| 22 | 102 | 127 | 111 |
| 23 | 59 | 83 | 71 |
| | 3.442 | 3.051 | 3.329 |



Estación: **PO-841(12)**Tipo: **COM**

MEMORIA DE AFOROS 2007

Anterior: **C-541(11)**Rede/Red: **PB**

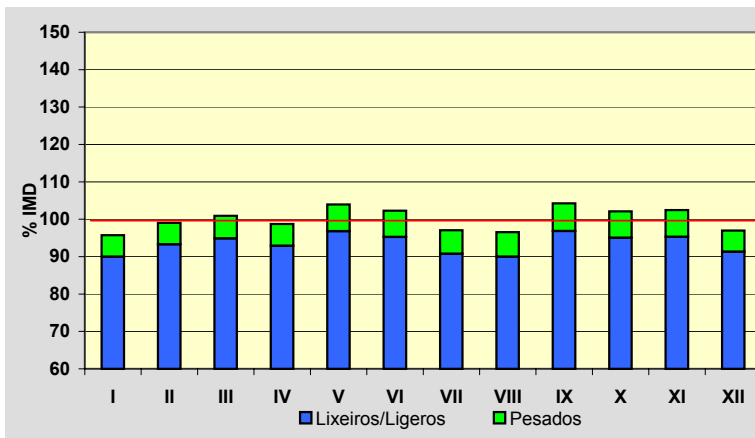
Nome/Nombre:

Pontevea SurIMD: **8.510** I₃₀: **806**

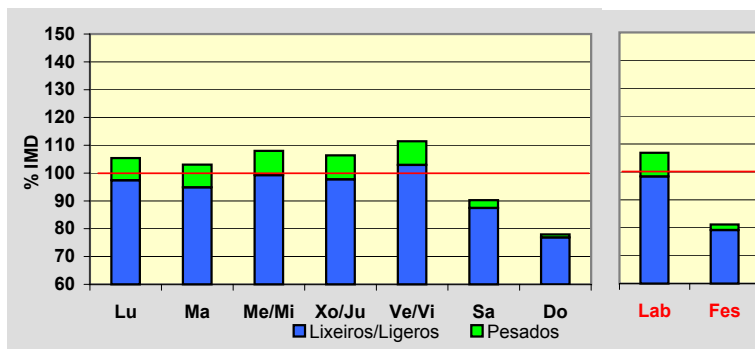
Treito/Tramo:

Pontevea - Balaira (PO-214)% Pes.: **6,5** I₁₅₀: **757****Variación Mensual**

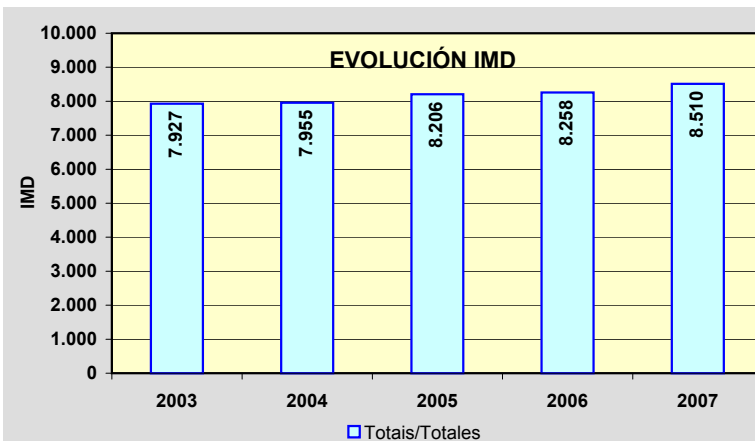
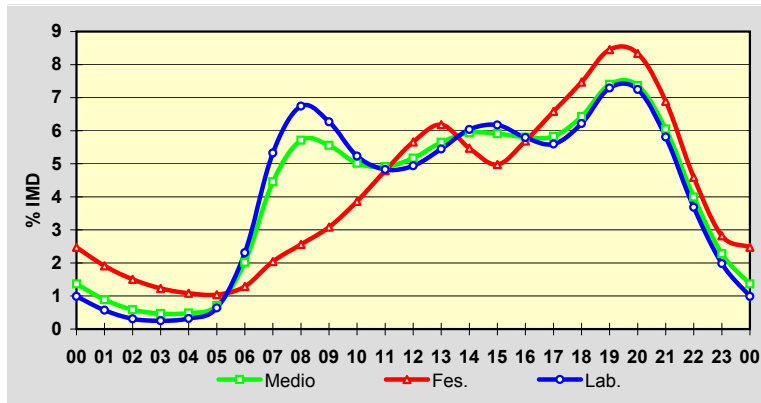
| | I.M.D. | % I.M.D. | % Pes. |
|------|--------|----------|--------|
| I | 8.148 | 95,75 | 6,0 |
| II | 8.427 | 99,02 | 5,8 |
| III | 8.588 | 100,92 | 6,0 |
| IV | 8.402 | 98,73 | 5,9 |
| V | 8.847 | 103,96 | 6,9 |
| VI | 8.706 | 102,30 | 6,9 |
| VII | 8.260 | 97,06 | 6,5 |
| VIII | 8.218 | 96,57 | 6,8 |
| IX | 8.872 | 104,25 | 7,1 |
| X | 8.688 | 102,09 | 6,9 |
| XI | 8.720 | 102,47 | 7,0 |
| XII | 8.252 | 96,97 | 5,8 |

**Semana Media**

| | I.M.D. | % I.M.D. | % Pes. |
|-------|--------|----------|--------|
| Lu | 8.970 | 105,41 | 7,6 |
| Ma | 8.768 | 103,03 | 7,9 |
| Me/Mi | 9.191 | 108,00 | 8,1 |
| Xo/Ju | 9.052 | 106,37 | 8,1 |
| Ve/Vi | 9.482 | 111,42 | 7,6 |
| Sa | 7.681 | 90,26 | 3,1 |
| Do | 6.633 | 77,94 | 1,4 |
| Lab | 9.092 | 106,84 | 7,9 |
| Fes | 6.909 | 81,19 | 2,5 |

**Día Medio**

| | Lab. | Fes. | Medio |
|----|--------------|--------------|--------------|
| 00 | 90 | 171 | 116 |
| 01 | 52 | 132 | 76 |
| 02 | 28 | 104 | 50 |
| 03 | 23 | 85 | 40 |
| 04 | 29 | 75 | 41 |
| 05 | 58 | 72 | 60 |
| 06 | 210 | 89 | 172 |
| 07 | 484 | 141 | 379 |
| 08 | 613 | 177 | 486 |
| 09 | 570 | 213 | 473 |
| 10 | 476 | 267 | 427 |
| 11 | 439 | 331 | 418 |
| 12 | 449 | 391 | 440 |
| 13 | 495 | 427 | 481 |
| 14 | 549 | 378 | 505 |
| 15 | 561 | 344 | 503 |
| 16 | 527 | 393 | 494 |
| 17 | 509 | 455 | 496 |
| 18 | 565 | 516 | 547 |
| 19 | 663 | 584 | 630 |
| 20 | 659 | 576 | 627 |
| 21 | 528 | 476 | 515 |
| 22 | 335 | 317 | 340 |
| 23 | 180 | 195 | 194 |
| | 9.092 | 6.909 | 8.510 |

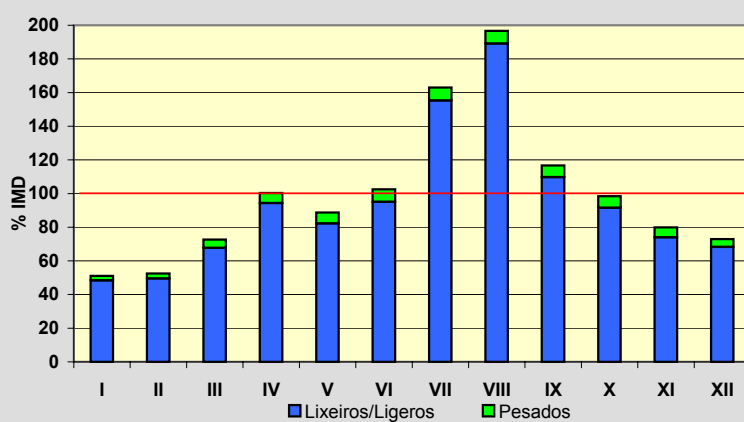


Estación: **VG-4.1(22)**Tipo: **PER**

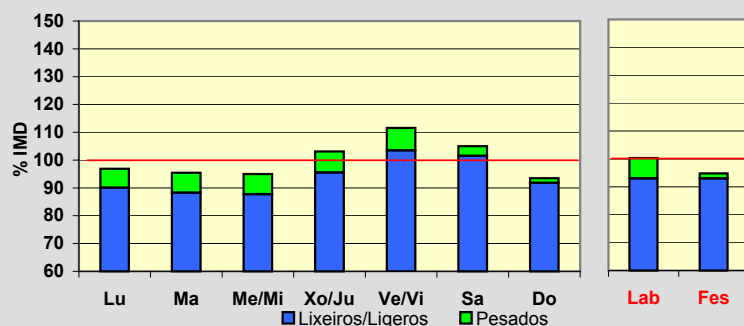
MEMORIA DE AFOROS 2007

Anterior: **VRG-4.1(22)**Rede/Red: **VAC**Nome/Nombre: **A Lanzada (VG)**IMD: **7.463** I₃₀: **1.313**Treito/Tramo: **Enl. Portonovo - A Lanzada (PO-550)**% Pes.: **5,8** I₁₅₀: **1.089****Variación Mensual**

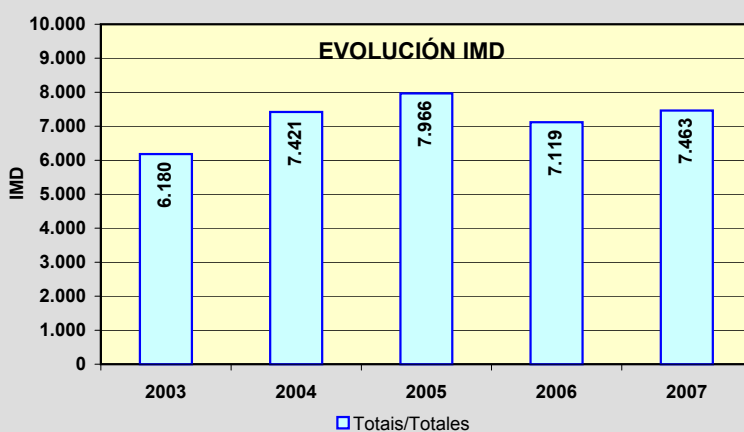
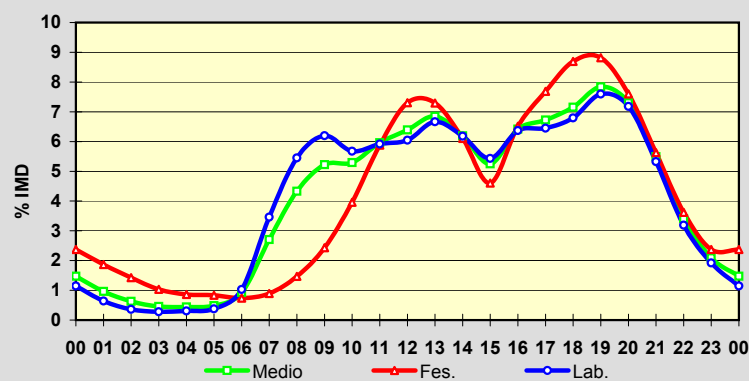
| | I.M.D. | % I.M.D. | % Pes. |
|------|--------|----------|--------|
| I | 3.813 | 51,09 | 5,3 |
| II | 3.916 | 52,47 | 5,5 |
| III | 5.419 | 72,61 | 6,7 |
| IV | 7.489 | 100,35 | 6,0 |
| V | 6.625 | 88,77 | 7,3 |
| VI | 7.648 | 102,48 | 7,2 |
| VII | 12.165 | 163,00 | 4,7 |
| VIII | 14.676 | 196,65 | 3,8 |
| IX | 8.706 | 116,66 | 5,9 |
| X | 7.347 | 98,45 | 7,0 |
| XI | 5.960 | 79,86 | 7,4 |
| XII | 5.443 | 72,93 | 6,4 |

**Semana Media**

| | I.M.D. | % I.M.D. | % Pes. |
|-------|--------|----------|--------|
| Lu | 7.232 | 96,90 | 7,0 |
| Ma | 7.123 | 95,44 | 7,5 |
| Me/Mi | 7.087 | 94,96 | 7,6 |
| Xo/Ju | 7.695 | 103,11 | 7,3 |
| Ve/Vi | 8.325 | 111,55 | 7,2 |
| Sa | 7.835 | 104,98 | 3,3 |
| Do | 6.979 | 93,51 | 1,8 |
| Lab | 7.489 | 100,35 | 7,3 |
| Fes | 7.076 | 94,81 | 1,9 |

**Día Medio**

| | Lab. | Fes. | Medio |
|----|--------------|--------------|--------------|
| 00 | 86 | 168 | 110 |
| 01 | 48 | 132 | 72 |
| 02 | 27 | 101 | 47 |
| 03 | 21 | 73 | 34 |
| 04 | 23 | 61 | 33 |
| 05 | 28 | 59 | 36 |
| 06 | 77 | 52 | 69 |
| 07 | 259 | 63 | 202 |
| 08 | 408 | 104 | 323 |
| 09 | 464 | 172 | 390 |
| 10 | 425 | 280 | 395 |
| 11 | 443 | 416 | 445 |
| 12 | 453 | 517 | 477 |
| 13 | 499 | 516 | 511 |
| 14 | 463 | 432 | 462 |
| 15 | 407 | 326 | 392 |
| 16 | 477 | 461 | 479 |
| 17 | 483 | 544 | 502 |
| 18 | 509 | 615 | 534 |
| 19 | 569 | 624 | 585 |
| 20 | 538 | 538 | 545 |
| 21 | 399 | 398 | 410 |
| 22 | 239 | 256 | 254 |
| 23 | 144 | 168 | 156 |
| | 7.489 | 7.076 | 7.463 |



Estación: **VG-4.2(1)**Tipo: **COM****MEMORIA DE AFOROS 2007**

Anterior:

Rede/Red: **VAC**

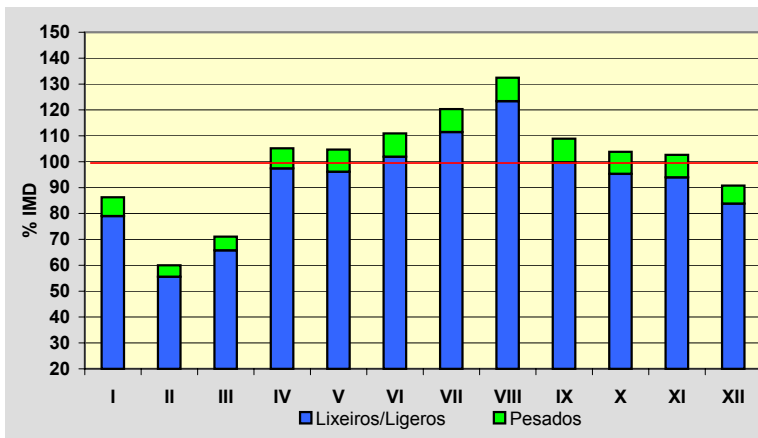
Nome/Nombre:

Barrantes (VG-4.2)IMD: **10.305** I₃₀: **1.033**

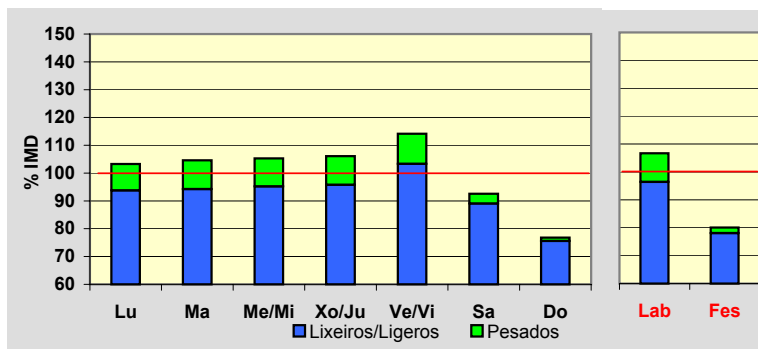
Treito/Tramo:

Glor. Barrantes - Cambados% Pes.: **7,8** I₁₅₀: **940****Variación Mensual**

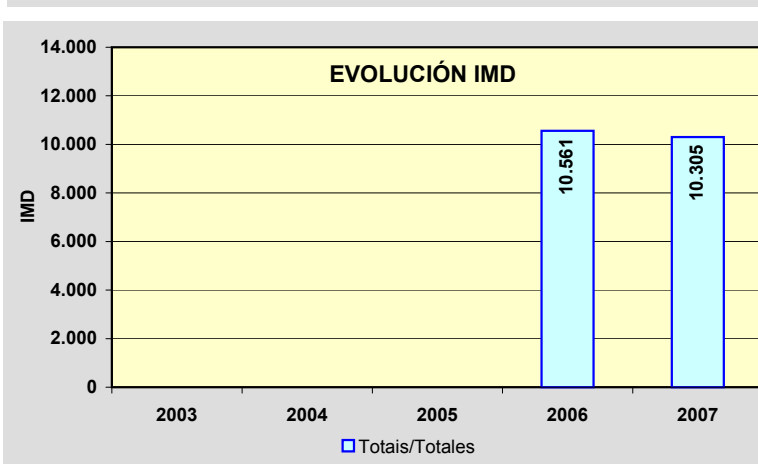
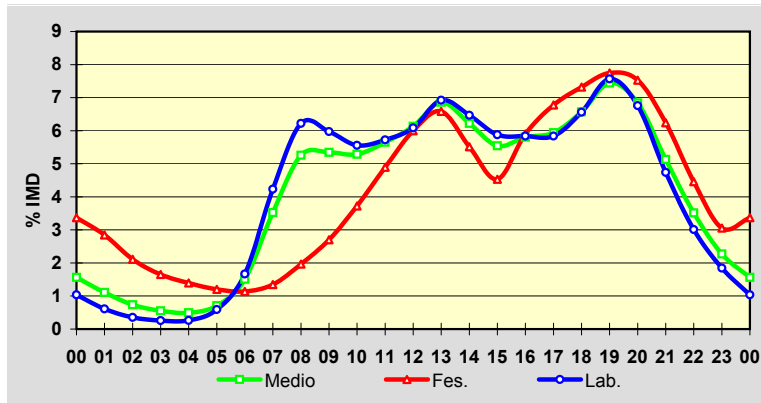
| | I.M.D. | % I.M.D. | % Pes. |
|------|--------|----------|--------|
| I | 8.887 | 86,24 | 8,4 |
| II | 6.185 | 60,02 | 7,5 |
| III | 7.322 | 71,05 | 7,5 |
| IV | 10.841 | 105,20 | 7,4 |
| V | 10.789 | 104,70 | 8,2 |
| VI | 11.430 | 110,92 | 8,1 |
| VII | 12.401 | 120,34 | 7,4 |
| VIII | 13.651 | 132,47 | 6,9 |
| IX | 11.220 | 108,88 | 8,4 |
| X | 10.696 | 103,79 | 8,2 |
| XI | 10.581 | 102,68 | 8,5 |
| XII | 9.356 | 90,79 | 7,7 |

**Semana Media**

| | I.M.D. | % I.M.D. | % Pes. |
|-------|--------|----------|--------|
| Lu | 10.642 | 103,27 | 9,2 |
| Ma | 10.781 | 104,62 | 9,9 |
| Me/Mi | 10.852 | 105,31 | 9,6 |
| Xo/Ju | 10.935 | 106,11 | 9,7 |
| Ve/Vi | 11.765 | 114,17 | 9,5 |
| Sa | 9.541 | 92,59 | 3,8 |
| Do | 7.917 | 76,83 | 1,6 |
| Lab | 10.993 | 106,68 | 9,6 |
| Fes | 8.250 | 80,06 | 2,5 |

**Día Medio**

| | Lab. | Fes. | Medio |
|----|---------------|--------------|---------------|
| 00 | 114 | 278 | 161 |
| 01 | 67 | 235 | 114 |
| 02 | 39 | 174 | 76 |
| 03 | 28 | 136 | 57 |
| 04 | 29 | 115 | 51 |
| 05 | 65 | 99 | 73 |
| 06 | 183 | 94 | 155 |
| 07 | 465 | 111 | 363 |
| 08 | 684 | 162 | 542 |
| 09 | 657 | 223 | 551 |
| 10 | 611 | 307 | 545 |
| 11 | 629 | 404 | 582 |
| 12 | 669 | 495 | 632 |
| 13 | 761 | 543 | 707 |
| 14 | 711 | 455 | 641 |
| 15 | 646 | 374 | 571 |
| 16 | 642 | 487 | 598 |
| 17 | 642 | 559 | 612 |
| 18 | 721 | 604 | 677 |
| 19 | 832 | 639 | 767 |
| 20 | 743 | 621 | 705 |
| 21 | 521 | 515 | 529 |
| 22 | 331 | 368 | 362 |
| 23 | 203 | 252 | 234 |
| | 10.993 | 8.250 | 10.305 |



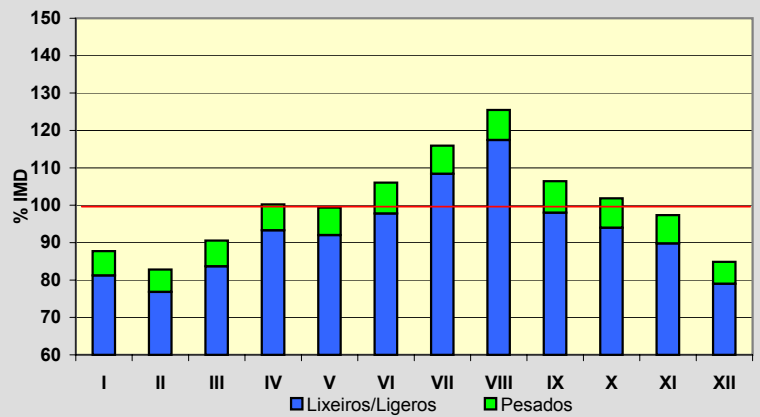
Estación: **VG-4.3(0)**Tipo: **COM**

MEMORIA DE AFOROS 2007

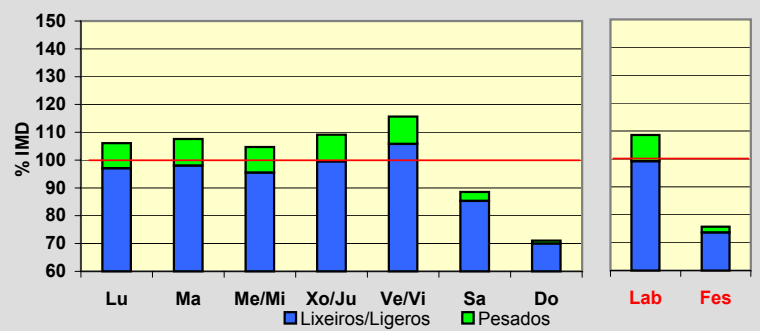
Anterior:

Rede/Red: **VAC**Nome/Nombre: **Cambados (VG-4.3)**IMD: **9.548** I₃₀: **961**Treito/Tramo: **Cambados (PO-300) - Enl. Cambados (PO-549)**% Pes.: **7,3** I₁₅₀: **882****Variación Mensual**

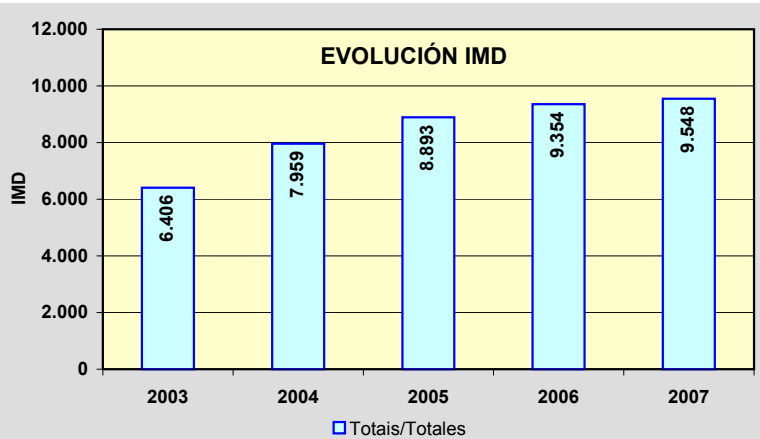
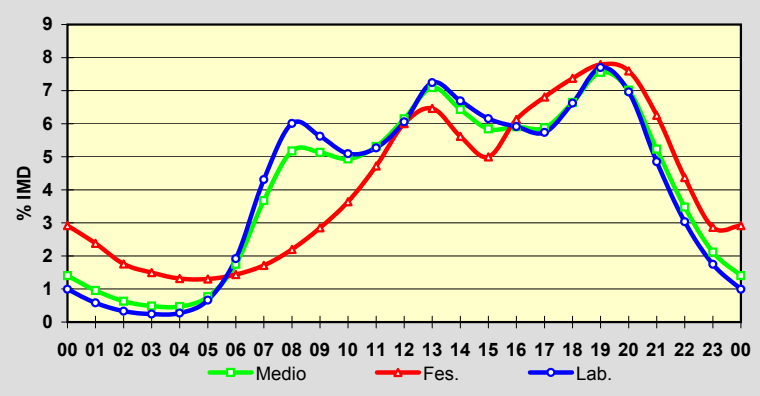
| | I.M.D. | % I.M.D. | % Pes. |
|------|--------|----------|--------|
| I | 8.375 | 87,71 | 7,4 |
| II | 7.905 | 82,79 | 7,2 |
| III | 8.646 | 90,55 | 7,6 |
| IV | 9.569 | 100,22 | 6,9 |
| V | 9.488 | 99,37 | 7,4 |
| VI | 10.125 | 106,04 | 7,8 |
| VII | 11.071 | 115,95 | 6,5 |
| VIII | 11.980 | 125,47 | 6,4 |
| IX | 10.162 | 106,43 | 7,9 |
| X | 9.724 | 101,84 | 7,7 |
| XI | 9.298 | 97,38 | 7,8 |
| XII | 8.102 | 84,86 | 6,9 |

**Semana Media**

| | I.M.D. | % I.M.D. | % Pes. |
|-------|--------|----------|--------|
| Lu | 10.129 | 106,09 | 8,5 |
| Ma | 10.274 | 107,60 | 8,9 |
| Me/Mi | 9.999 | 104,72 | 8,8 |
| Xo/Ju | 10.419 | 109,12 | 8,8 |
| Ve/VI | 11.041 | 115,64 | 8,5 |
| Sa | 8.452 | 88,52 | 3,6 |
| Do | 6.781 | 71,02 | 1,4 |
| Lab | 10.370 | 108,61 | 8,7 |
| Fes | 7.227 | 75,69 | 2,7 |

**Día Medio**

| | Lab. | Fes. | Medio |
|----|---------------|--------------|--------------|
| 00 | 103 | 211 | 134 |
| 01 | 60 | 172 | 91 |
| 02 | 34 | 127 | 60 |
| 03 | 25 | 108 | 46 |
| 04 | 28 | 95 | 45 |
| 05 | 69 | 94 | 73 |
| 06 | 199 | 104 | 167 |
| 07 | 447 | 124 | 351 |
| 08 | 623 | 159 | 494 |
| 09 | 583 | 206 | 490 |
| 10 | 528 | 263 | 471 |
| 11 | 546 | 341 | 507 |
| 12 | 628 | 434 | 587 |
| 13 | 751 | 467 | 677 |
| 14 | 694 | 406 | 614 |
| 15 | 638 | 361 | 558 |
| 16 | 613 | 443 | 564 |
| 17 | 595 | 492 | 561 |
| 18 | 687 | 533 | 634 |
| 19 | 798 | 563 | 721 |
| 20 | 722 | 549 | 670 |
| 21 | 503 | 452 | 499 |
| 22 | 315 | 316 | 332 |
| 23 | 181 | 207 | 202 |
| | 10.370 | 7.227 | 9.548 |



Estación: **VG-4.3(4)**Tipo: **PER****MEMORIA DE AFOROS 2007**

Anterior:

Rede/Red: **VAC**

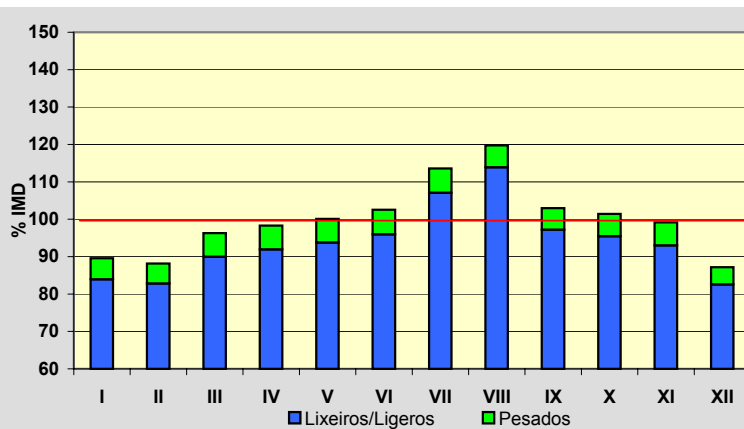
Nome/Nombre:

Enlace IIIaIMD: **7.939** I₃₀: **803**

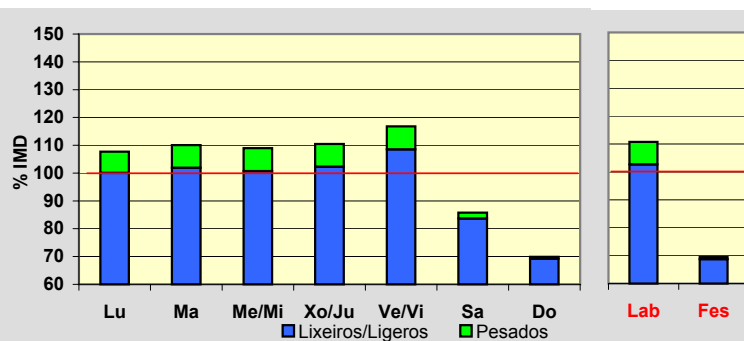
Treito/Tramo:

Enl. IIIa de Arousa (PO-530) - Enl. Vilagarcía (PO-529)% Pes.: **6,0** I₁₅₀: **732****Variación Mensual**

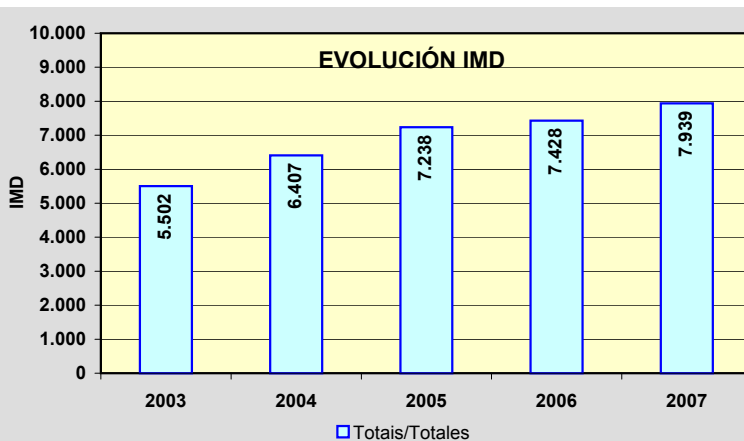
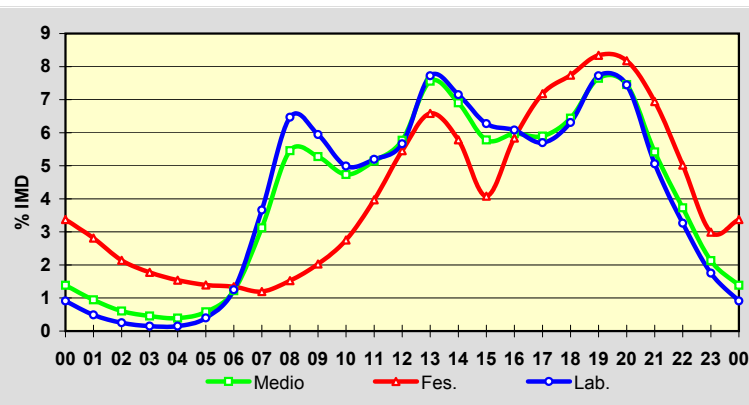
| | I.M.D. | % I.M.D. | % Pes. |
|------|--------|----------|--------|
| I | 7.111 | 89,57 | 6,3 |
| II | 7.000 | 88,17 | 6,1 |
| III | 7.646 | 96,31 | 6,6 |
| IV | 7.804 | 98,30 | 6,5 |
| V | 7.946 | 100,09 | 6,3 |
| VI | 8.139 | 102,52 | 6,4 |
| VII | 9.016 | 113,57 | 5,7 |
| VIII | 9.506 | 119,74 | 4,9 |
| IX | 8.175 | 102,97 | 5,6 |
| X | 8.052 | 101,42 | 5,9 |
| XI | 7.872 | 99,16 | 6,2 |
| XII | 6.922 | 87,19 | 5,3 |

**Semana Media**

| | I.M.D. | % I.M.D. | % Pes. |
|-------|--------|----------|--------|
| Lu | 8.552 | 107,72 | 7,1 |
| Ma | 8.736 | 110,04 | 7,4 |
| Me/Mi | 8.653 | 108,99 | 7,6 |
| Xo/Ju | 8.770 | 110,47 | 7,4 |
| Ve/Vi | 9.273 | 116,80 | 7,1 |
| Sa | 6.812 | 85,80 | 2,5 |
| Do | 5.549 | 69,90 | 1,0 |
| Lab | 8.795 | 110,78 | 7,3 |
| Fes | 5.515 | 69,47 | 1,1 |

**Día Medio**

| | Lab. | Fes. | Medio |
|----|--------------|--------------|--------------|
| 00 | 80 | 186 | 110 |
| 01 | 43 | 155 | 75 |
| 02 | 22 | 118 | 48 |
| 03 | 13 | 98 | 36 |
| 04 | 13 | 85 | 31 |
| 05 | 35 | 77 | 46 |
| 06 | 110 | 74 | 97 |
| 07 | 322 | 66 | 248 |
| 08 | 569 | 84 | 433 |
| 09 | 523 | 112 | 419 |
| 10 | 439 | 152 | 376 |
| 11 | 457 | 219 | 408 |
| 12 | 498 | 301 | 458 |
| 13 | 679 | 363 | 600 |
| 14 | 629 | 319 | 548 |
| 15 | 552 | 225 | 459 |
| 16 | 535 | 322 | 474 |
| 17 | 501 | 396 | 468 |
| 18 | 555 | 427 | 511 |
| 19 | 679 | 460 | 607 |
| 20 | 655 | 451 | 592 |
| 21 | 445 | 383 | 430 |
| 22 | 287 | 277 | 296 |
| 23 | 154 | 165 | 169 |
| | 8.795 | 5.515 | 7.939 |



PROVINCIA DE PONTEVEDRA

2007

| Código Estación | Tipo | Cuadríc. | | Nome / Nombre | Treito / Tramo | Rede | IMD | %Pes |
|--------------------|------|----------|---|--------------------------|------------------------------------|------|-------|------|
| | | X | Y | | | Red | | |
| VG-4.5(2) | Com | 5 | F | Colexio "A Rúa" (VG-4.5) | Enl. Estda. Dep. - Cangas (PO-554) | VAC | 7.390 | 3,3 |
| VG-4.6(0) | Com | 5 | G | Monte Leboreiro (VG-4.6) | Cangas (PO-551) - Enl. Estda. Dep | VAC | 4.767 | 4,7 |

TIPO: PER (Permanente), SEM (Semipermanente) y COM (Complementaria)

REDE: VAC (Via alta capacidade), PB (Primaria básica), PC (Primaria complementaria) y S (Secundaria)

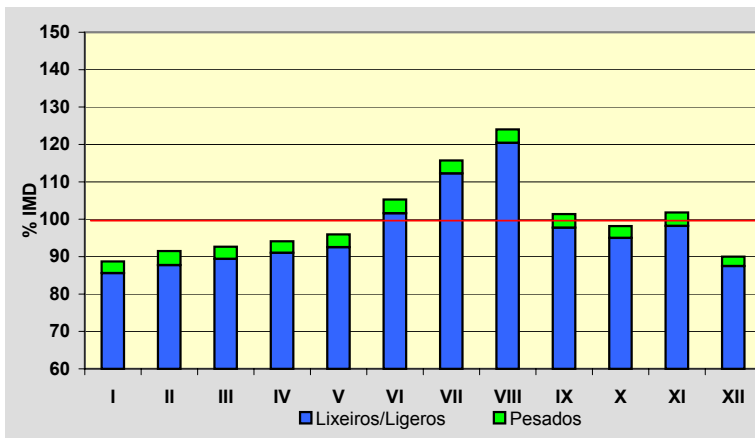
Estación: **VG-4.5(2)**Tipo: **COM**

MEMORIA DE AFOROS 2007

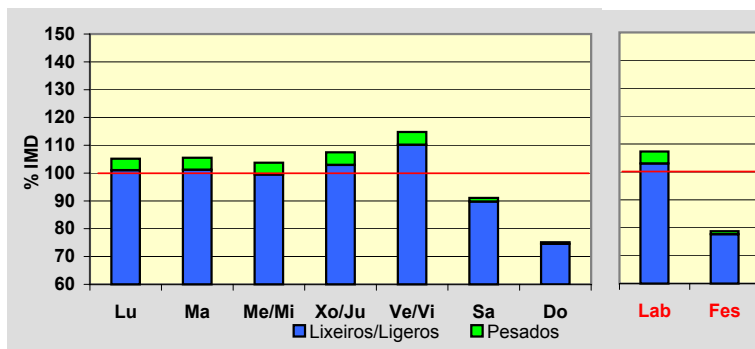
Anterior:

Rede/Red: **VAC**Nome/Nombre: **Colexio "A Rúa" (VG-4.5)**IMD: **7.390** I₃₀: **759**Treito/Tramo: **Enl. Estda. Dep. - Cangas (PO-554)**% Pes.: **3,3** I₁₅₀: **659****Variación Mensual**

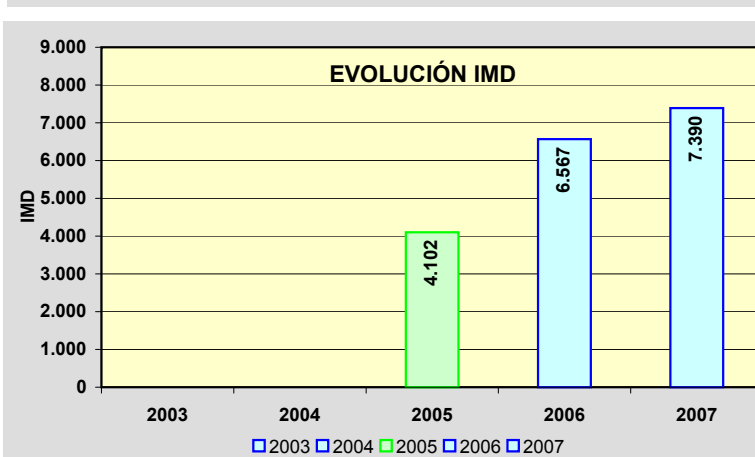
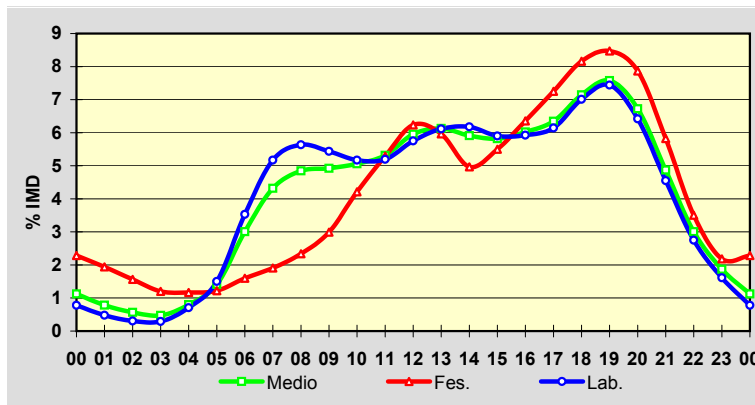
| | I.M.D. | % I.M.D. | % Pes. |
|------|--------|----------|--------|
| I | 6.556 | 88,71 | 3,5 |
| II | 6.761 | 91,49 | 4,1 |
| III | 6.846 | 92,64 | 3,5 |
| IV | 6.956 | 94,13 | 3,3 |
| V | 7.092 | 95,97 | 3,6 |
| VI | 7.781 | 105,29 | 3,5 |
| VII | 8.551 | 115,71 | 3,0 |
| VIII | 9.165 | 124,02 | 2,9 |
| IX | 7.492 | 101,38 | 3,6 |
| X | 7.254 | 98,16 | 3,2 |
| XI | 7.523 | 101,80 | 3,5 |
| XII | 6.650 | 89,99 | 2,8 |

**Semana Media**

| | I.M.D. | % I.M.D. | % Pes. |
|-------|--------|----------|--------|
| Lu | 7.771 | 105,16 | 3,9 |
| Ma | 7.797 | 105,51 | 4,1 |
| Me/Mi | 7.665 | 103,72 | 4,1 |
| Xo/Ju | 7.942 | 107,47 | 4,2 |
| Ve/Vi | 8.482 | 114,78 | 4,0 |
| Sa | 6.732 | 91,10 | 1,5 |
| Do | 5.553 | 75,14 | 0,8 |
| Lab | 7.930 | 107,31 | 4,0 |
| Fes | 5.820 | 78,76 | 1,4 |

**Día Medio**

| | Lab. | Fes. | Medio |
|----|--------------|--------------|--------------|
| 00 | 62 | 133 | 83 |
| 01 | 38 | 113 | 58 |
| 02 | 24 | 91 | 42 |
| 03 | 23 | 70 | 35 |
| 04 | 56 | 68 | 59 |
| 05 | 119 | 71 | 104 |
| 06 | 280 | 93 | 222 |
| 07 | 410 | 111 | 319 |
| 08 | 447 | 136 | 358 |
| 09 | 431 | 174 | 364 |
| 10 | 410 | 245 | 374 |
| 11 | 412 | 308 | 393 |
| 12 | 456 | 363 | 440 |
| 13 | 485 | 347 | 453 |
| 14 | 490 | 289 | 437 |
| 15 | 468 | 320 | 430 |
| 16 | 470 | 370 | 445 |
| 17 | 487 | 422 | 469 |
| 18 | 556 | 475 | 528 |
| 19 | 590 | 493 | 560 |
| 20 | 509 | 458 | 497 |
| 21 | 361 | 339 | 360 |
| 22 | 218 | 204 | 222 |
| 23 | 128 | 127 | 138 |
| | 7.930 | 5.820 | 7.390 |



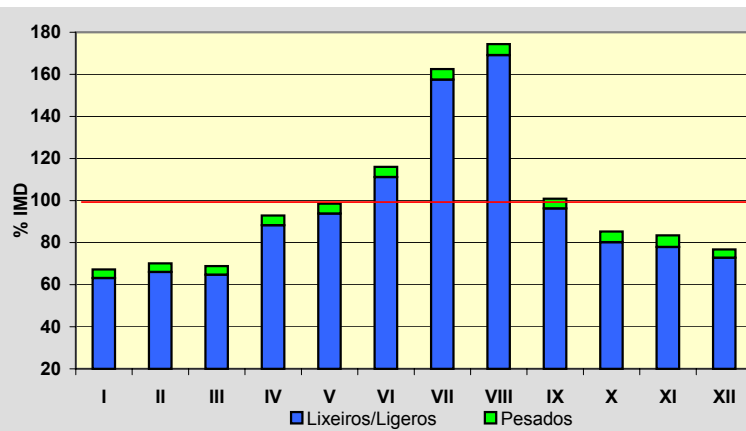
Estación: **VG-4.6(0)**Tipo: **COM**

MEMORIA DE AFOROS 2007

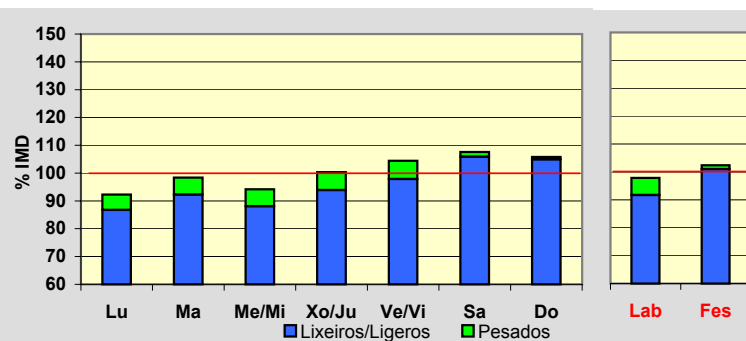
Anterior:

Rede/Red: **VAC**Nome/Nombre: **Monte Leboreiro (VG-4.6)**IMD: **4.767** I₃₀: **997**Treito/Tramo: **Cangas (PO-551) - Enl. Estda. Dep.**% Pes.: **4,7** I₁₅₀: **755****Variación Mensual**

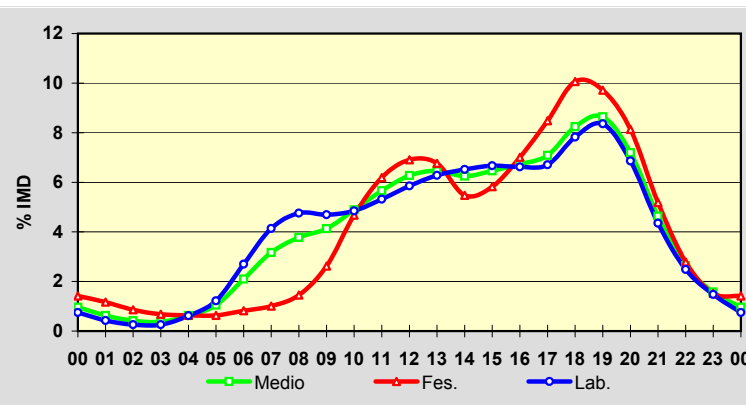
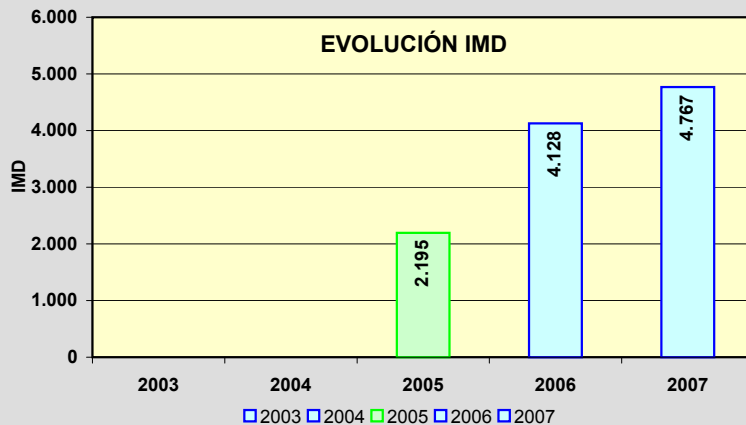
| | I.M.D. | % I.M.D. | % Pes. |
|------|--------|----------|--------|
| I | 3.204 | 67,21 | 6,1 |
| II | 3.345 | 70,17 | 5,9 |
| III | 3.282 | 68,85 | 6,0 |
| IV | 4.427 | 92,87 | 5,0 |
| V | 4.696 | 98,51 | 4,8 |
| VI | 5.530 | 116,01 | 4,2 |
| VII | 7.748 | 162,53 | 3,1 |
| VIII | 8.312 | 174,37 | 3,0 |
| IX | 4.808 | 100,86 | 4,6 |
| X | 4.067 | 85,32 | 6,0 |
| XI | 3.979 | 83,47 | 6,7 |
| XII | 3.660 | 76,78 | 5,2 |

**Semana Media**

| | I.M.D. | % I.M.D. | % Pes. |
|-------|--------|----------|--------|
| Lu | 4.399 | 92,28 | 6,0 |
| Ma | 4.691 | 98,41 | 6,2 |
| Me/Mi | 4.491 | 94,21 | 6,5 |
| Xo/Ju | 4.782 | 100,31 | 6,4 |
| Ve/Vi | 4.979 | 104,45 | 6,3 |
| Sa | 5.130 | 107,61 | 1,6 |
| Do | 5.044 | 105,81 | 0,8 |
| Lab | 4.665 | 97,86 | 6,3 |
| Fes | 4.880 | 102,37 | 1,3 |

**Día Medio**

| | Lab. | Fes. | Medio |
|----|--------------|--------------|--------------|
| 00 | 35 | 69 | 46 |
| 01 | 20 | 57 | 30 |
| 02 | 12 | 42 | 20 |
| 03 | 12 | 33 | 18 |
| 04 | 29 | 31 | 30 |
| 05 | 57 | 31 | 50 |
| 06 | 126 | 40 | 100 |
| 07 | 193 | 49 | 151 |
| 08 | 222 | 71 | 180 |
| 09 | 219 | 128 | 197 |
| 10 | 226 | 228 | 233 |
| 11 | 248 | 302 | 270 |
| 12 | 273 | 337 | 299 |
| 13 | 293 | 330 | 308 |
| 14 | 304 | 267 | 298 |
| 15 | 311 | 284 | 308 |
| 16 | 309 | 342 | 321 |
| 17 | 313 | 414 | 338 |
| 18 | 365 | 491 | 393 |
| 19 | 390 | 474 | 412 |
| 20 | 320 | 397 | 343 |
| 21 | 203 | 253 | 221 |
| 22 | 116 | 136 | 126 |
| 23 | 69 | 74 | 75 |
| | 4.665 | 4.880 | 4.767 |

**EVOLUCIÓN IMD**

PROVINCIA DE A CORUÑA

2007

| <i>Código Estación</i> | | <i>Código Estación</i> | | <i>Código Estación</i> | |
|------------------------|---------------|------------------------|---------------|------------------------|---------------|
| <i>Anterior</i> | <i>Actual</i> | <i>Anterior</i> | <i>Actual</i> | <i>Anterior</i> | <i>Actual</i> |
| A-55(7) | AG-55(7) | AC-422(4) | AC-422(4) | C-642(15) | AC-862(22) |
| A-55(25) | AG-55(25) | AC-432(4) | AC-432(4) | C-642(31) | AC-862(38) |
| A-55(31) | AG-55(31) | AC-440(13) | AC-440(2) | C-642(48) | AC-862(58) |
| A-64(2) | AG-64(2) | AC-441(27) | AC-441(9) | C-646a(11) | AC-566(40) |
| A-64(5) | AG-64(5) | AC-553(0) | AC-553(0) | SC-10(1) | AC-548(0) |
| A-64(12) | AG-64(12) | C-540a(10) | AC-840(48) | VRG-1.1(0) | VG-1.1(1) |
| AC-104(23) | AC-102(4) | C-540a(40) | AC-840(18) | VRG-1.1(19) | VG-1.1(19) |
| AC-113(8) | AC-566(8) | C-542(10) | AC-542(9) | VRG-1.1(28) | VG-1.1(28) |
| AC-122(5) | AC-133(5) | C-543(2) | AC-543(0) | VRG-1.1(36) | VG-1.1(37) |
| AC-133(1) | AC-133(1) | C-543(18) | AC-543(15) | | |
| AC-142(16) | AC-564(15) | C-543(31) | AC-543(28) | | |
| AC-164(5) | AC-164(2) | C-545(54) | AC-404(15) | | |
| AC-173(1) | AC-173(1) | C-550c(3) | AC-305(0) | | |
| AC-174(7) | AC-174(2) | C-550c(15) | AC-305(13) | | |
| AC-221(6) | AC-221(3) | C-550c(31) | AC-305(30) | | |
| AC-224(14) | AC-524(4) | C-550c(64) | AC-550(85) | | |
| AC-230(36) | AC-230(2) | C-552(7) | AC-415(5) | | |
| AC-233(1) | AC-934(20) | C-552(25) | AC-552(23) | | |
| AC-234(8) | AC-234(4) | C-552(36) | AC-552(35) | | |
| AC-250(2) | AC-250(2) | C-552(58) | AC-552(57) | | |
| AC-306(1) | AC-306(1) | C-552(90) | AC-552(87) | | |
| AC-400(22) | AC-400(3) | C-552(97) | AC-445(2) | | |
| AC-410(5) | AC-552(5) | C-641(486) | AC-861(36) | | |

PROVINCIA DE LUGO

2007

| <i>Código Estación</i> | | <i>Código Estación</i> | | <i>Código Estación</i> | |
|------------------------|---------------|------------------------|---------------|------------------------|---------------|
| <i>Anterior</i> | <i>Actual</i> | <i>Anterior</i> | <i>Actual</i> | <i>Anterior</i> | <i>Actual</i> |
| C-533(133) | LU-617(15) | LU-611(36) | LU-611(35) | | |
| C-535(58) | LU-633(76) | LU-612(5) | LU-612(5) | | |
| C-546(0) | LU-546(0) | LU-634(5) | LU-633(31) | | |
| C-546(10) | LU-546(10) | LU-643(4) | LU-644(4) | | |
| C-546(16) | LU-546(16) | LU-652(5) | LU-652(7) | | |
| C-630(31) | LU-530(31) | LU-710(14) | LU-710(14) | | |
| C-640(6) | LU-540(6) | LU-1101(10) | LU-113(10) | | |
| C-641(1) | LU-541(0) | | | | |
| C-641(37) | LU-861(16) | | | | |
| C-642(72) | LU-862(81) | | | | |
| C-642(90) | LU-862(90) | | | | |
| CRG-2.1(133) | CG-2.1(16) | | | | |
| LU-111(12) | LU-111(12) | | | | |
| LU-120(3) | LU-120(1) | | | | |
| LU-131(2) | LU-122(30) | | | | |
| LU-132(1) | LU-132(1) | | | | |
| LU-160(9) | LU-160(9) | | | | |
| LU-212(9) | LU-212(9) | | | | |
| LU-221(0) | LU-221(2) | | | | |
| LU-231(2) | LU-231(2) | | | | |
| LU-232(16) | LU-232(16) | | | | |
| LU-231(2) | LU-231(2) | | | | |
| LU-232(16) | LU-232(16) | | | | |

PROVINCIA DE OURENSE

2007

| <i>Código Estación</i> | | <i>Código Estación</i> | | <i>Código Estación</i> | |
|------------------------|---------------|------------------------|---------------|------------------------|---------------|
| <i>Anterior</i> | <i>Actual</i> | <i>Anterior</i> | <i>Actual</i> | <i>Anterior</i> | <i>Actual</i> |
| C-531c(3) | OU-531(4) | OU-536(44) | OU-536(33) | | |
| C-531c(33) | OU-531(31) | | | | |
| C-533(11) | OU-533(11) | | | | |
| C-533(37) | OU-533(37) | | | | |
| C-536(14) | OU-536(14) | | | | |
| F-2(1) | OU-537(2) | | | | |
| N-540(4) | OU-540(4) | | | | |
| N-540(16) | OU-540(16) | | | | |
| N-540(39) | OU-540(39) | | | | |
| OU-101(4) | OU-101(3) | | | | |
| OU-103(1) | OU-103(1) | | | | |
| OU-105(547) | OU-105(4) | | | | |
| OU-110(18) | OU-113(37) | | | | |
| OU-122(0) | OU-122(0) | | | | |
| OU-204(3) | OU-504(23) | | | | |
| OU-300(10) | OU-300(9) | | | | |
| OU-301(3) | OU-301(3) | | | | |
| OU-304(3) | OU-304(3) | | | | |
| OU-401(53) | OU-801(2) | | | | |
| OU-402 (4) | OU-402(3) | | | | |
| OU-410(1) | OU-801(16) | | | | |
| OU-411(0) | OU-411(0) | | | | |
| OU-504(27) | OU-504(27) | | | | |

PROVINCIA DE PONTEVEDRA

2007

| <i>Código Estación</i> | | <i>Código Estación</i> | | <i>Código Estación</i> | |
|------------------------|---------------|------------------------|---------------|------------------------|---------------|
| <i>Anterior</i> | <i>Actual</i> | <i>Anterior</i> | <i>Actual</i> | <i>Anterior</i> | <i>Actual</i> |
| A-57(2) | AG-57(2) | N.E.7(1) | PO-205(1) | PO-Q(4) | PO-307(3) |
| A-57(19) | AG-57(19) | PO-200(4) | PO-534(3) | VRG-4.1(22) | VG-4.1(22) |
| C-531a(8) | PO-531(9) | PO-200(24) | PO-534(24) | | |
| C-531a(26) | PO-532(7) | PO-200(34) | PO-534(31) | | |
| C-531a(37) | PO-255(3) | PO-223(6) | PO-223(6) | | |
| C-531b(1) | PO-406(0) | PO-233(2) | PO-233(2) | | |
| C-533(180) | PO-533(4) | PO-242(1) | PO-542(1) | | |
| C-540b(1) | PO-840(68) | PO-243(2) | PO-542(5) | | |
| C-541(11) | PO-841(12) | PO-252(13) | PO-252(12) | | |
| C-550d(12) | PO-548(16) | PO-254(3) | PO-254(3) | | |
| C-550d(23) | PO-549(3) | PO-300(9) | PO-300(1) | | |
| C-550d(39) | PO-550(8) | PO-301(4) | PO-301(4) | | |
| C-550d(47) | PO-316(3) | PO-304(3) | PO-504(1) | | |
| C-550d(58) | PO-308(21) | PO-313(6) | PO-313(6) | | |
| C-550d(64) | PO-308(14) | PO-331(8) | PO-331(8) | | |
| C-550d(73) | PO-308(5) | PO-331(15) | PO-331(16) | | |
| C-550d(77) | PO-308(1) | PO-340(4) | PO-340(3) | | |
| C-550d(88) | PO-551(1) | PO-344(1) | PO-344(0) | | |
| C-550d(117) | PO-551(21) | PO-400(1) | PO-400(1) | | |
| C-550d(128) | PO-551(32) | PO-400(17) | PO-400(17) | | |
| C-550d(149) | PO-552(18) | PO-400b(0) | PO-405(0) | | |
| C-550d(192) | PO-552(60) | PO-402(3) | PO-402(10) | | |
| C-550d(201) | PO-552(68) | PO-403(9) | PO-403(9) | | |

Mapas de Tráfico

Memoria de tráfico

1. Mapa de Aforos

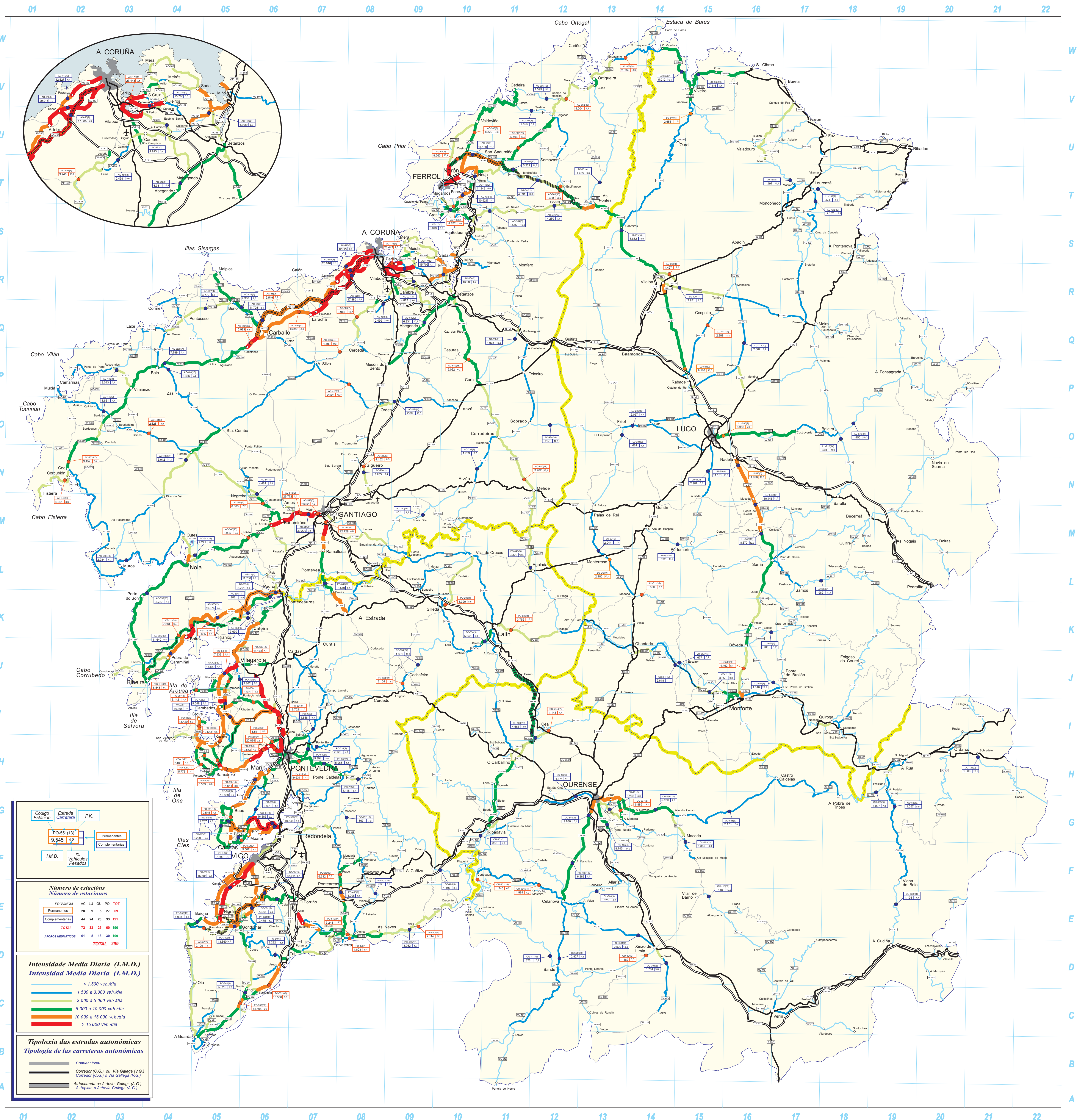
2. Tráfico Pesado

3. Reparto Pesados



Mapa de Aforos de Tráfico

da Rede Autonómica de Estradas de Galicia de la Red Autonómica de Carreteras de Galicia **07**

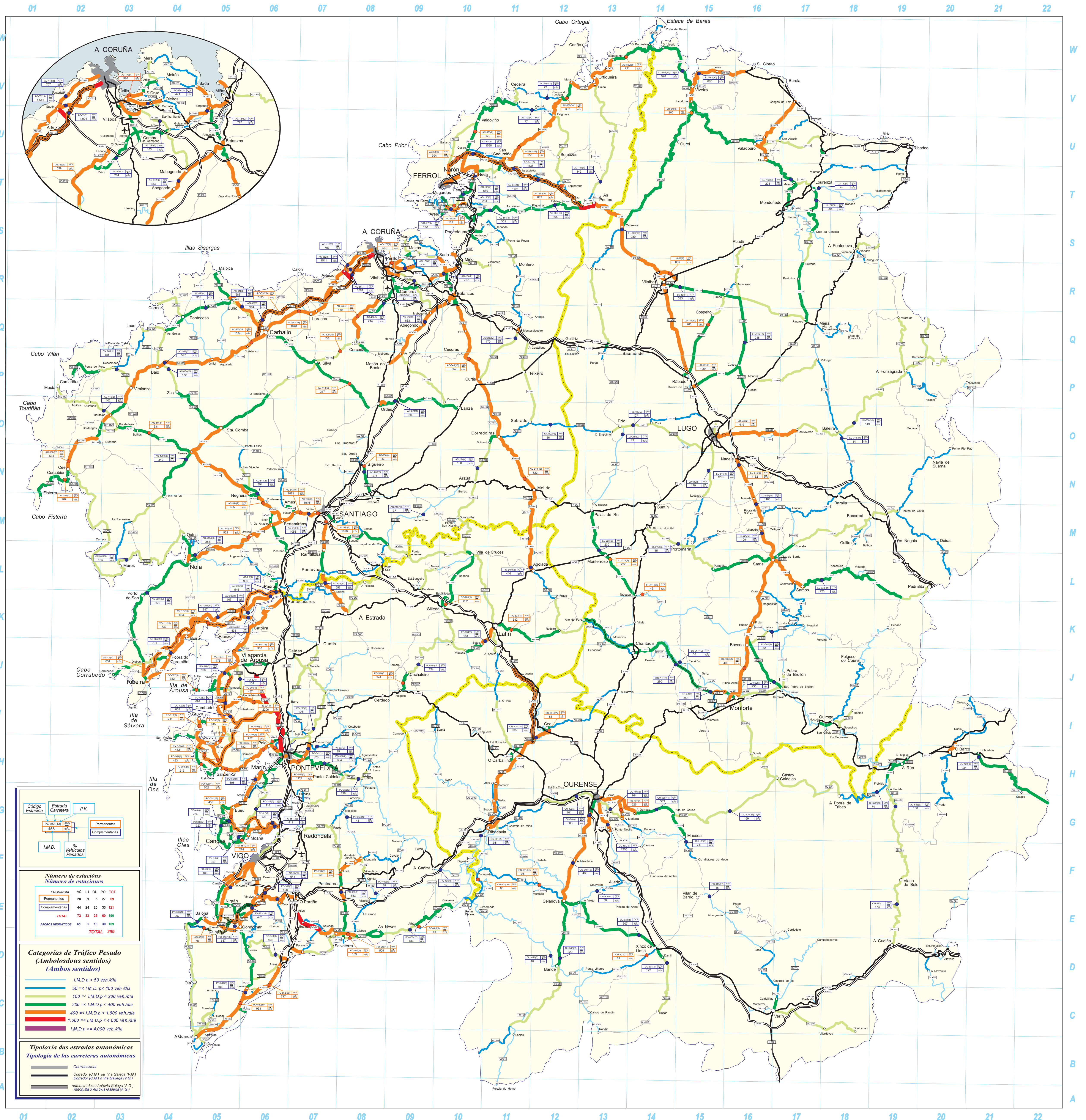




Categorías de Tráfico Pesado

da Rede Autonómica de Estradas de Galicia
 de la Red Autonómica de Carreteras de Galicia

07



PROVINCIA DE A CORUÑA
DISTRIBUCIÓN DE TRÁFICO PESADO

2007

| Código Estación | Tipo | Cuadríc. | | Nome / Nombre | IMD pesados | Sentido 1 (hacia) | %1 | %2 | Sentido 2 (hacia) |
|-----------------|------|----------|---|-----------------------------|-------------|-------------------------|-----|-----|-------------------------|
| | | X | Y | | | | | | |
| AC-101(4) | Nova | 13 | T | As Pontes (AC-101) | 142 | Ortigueira (AC-862) | 50% | 50% | As Pontes (AC-105) |
| AC-102(4) | Com | 11 | V | Cerdido | 77 | Esteiro (AC-566) | 60% | 40% | As Felgosas (AC-862) |
| AC-115(2) | Com | 10 | T | Neda | 680 | Fene (N-651) | 51% | 49% | Xubia (AC-862) |
| AC-133(1) | Com | 10 | T | Fene (AC-133) | 284 | Fene (N-651) | 51% | 49% | Mugardos |
| AC-133(5) | Per | 10 | T | Piñeiro | 182 | Fene (N-651) | 50% | 50% | Mugardos |
| AC-164(2) | Com | 10 | R | Bergondo (AC-164) | 797 | Ínsua (N-651) | 51% | 49% | Guísamo (N-VI) |
| AC-173(1) | Per | 8 | R | Bastiaqueiro (Oleiros) | 586 | Perillo (N-VI) | 51% | 49% | Mera (AC-163) |
| AC-174(2) | Com | 9 | R | Montrove (Oleiros) | 471 | Perillo (N-VI) | 62% | 38% | Oleiros |
| AC-221(3) | Com | 9 | R | Catro Camiños | 163 | San Pedro de Nós (N-VI) | 57% | 43% | Mabegondo (AC-542) |
| AC-230(2) | Com | 11 | Q | Montesalgueiro | 170 | Montesalgueiro (N-VI) | 49% | 51% | Curtis (AC-840) |
| AC-234(4) | Com | 10 | N | A Trapa | 190 | Arzúa (N-547) | 53% | 47% | As Corredoiras (AC-840) |
| AC-240(10) | Com | 9 | M | Touro (AC-240) | 37 | Ponte Ulla (N-525) | 43% | 57% | Burres (N-547) |
| AC-250(0) | Per | 8 | N | Barciela | 269 | Lavacolla (A-54) | 48% | 52% | Sigüeiro (N-550) |
| AC-250(2) | Com | 8 | N | Sigüeiro | 278 | Sigüeiro (N-550) | 53% | 47% | Lavacolla (A-54) |
| AC-305(0) | Com | 6 | K | Dodro | 545 | Ribeira (AC-550) | 50% | 50% | Padrón (VG-1.1) |
| AC-305(13) | Com | 5 | K | Araño | 917 | Padrón (VG-1.1) | 51% | 49% | Ribeira (AC-550) |
| AC-305(30) | Com | 4 | J | Pobra do Caramiñal (AC-305) | 791 | Ribeira (AC-550) | 50% | 50% | Padrón (VG-1.1) |
| AC-306(1) | Com | 6 | K | Bexo | 107 | Bexo (AC-305) | 54% | 46% | AC-553 |
| AC-400(3) | Com | 8 | R | Sigrás | 214 | Sigrás (N-550) | 50% | 50% | Muros |
| AC-400(24) | Per | 7 | P | Pico Cedeira | 138 | Muros | 51% | 49% | Sigrás (N-550) |
| AC-400(64) | Nova | 4 | N | A Pereira Sur | 340 | Muros | 49% | 51% | Sigrás (N-550) |
| AC-404(15) | Com | 4 | P | Zas | 172 | Baio | 56% | 44% | Santa Comba |
| AC-413(6) | Per | 8 | P | Lesta | 317 | Carballo (AC-552) | 52% | 48% | Ordes (CP-5903) |
| AC-415(5) | Com | 8 | R | Pastoriza | 757 | A Coruña | 58% | 42% | Sabón (AC-552) |
| AC-418(5) | Nova | 5 | Q | Buño | 683 | Malpica | 50% | 50% | Carballo (Enl. AG-55) |
| AC-422(4) | Com | 5 | Q | Pazos | 310 | Buño (AC-414) | 51% | 49% | Ponteceso (AC-430) |
| AC-432(4) | Com | 3 | P | Vimianzo | 185 | Vimianzo (AC-552) | 50% | 50% | Camarifas |
| AC-440(2) | Com | 3 | O | Berdoias | 102 | Muxía | 52% | 48% | Berdoias (AC-552) |
| AC-441(9) | Per | 3 | O | Baiñas | 331 | Pereira (AC-400) | 50% | 50% | Berdoias (AC-552) |

TIPO: PER (Permanente), SEM (Semipermanente) y COM (Complementaria)

PROVINCIA DE A CORUÑA
DISTRIBUCIÓN DE TRÁFICO PESADO

2007

| Código Estación | Tipo | Cuadríc. | | Nome / Nombre | IMD pesados | Sentido 1 (hacia) | %1 | %2 | Sentido 2 (hacia) |
|-----------------|------|----------|---|----------------------------|-------------|----------------------------|-----|-----|----------------------------|
| | | X | Y | | | | | | |
| AC-445(2) | Per | 2 | N | Corcubión | 267 | Fisterra | 52% | 48% | Cee (AC-550) |
| AC-523(7) | Per | Q | 8 | Río Anllóns | 539 | Meirama | 49% | 51% | Culleredo (A-6) |
| AC-524(4) | Com | 9 | O | Ordes | 280 | Lanzá (N-634) | 50% | 50% | Ordes (N-550) |
| AC-542(9) | Com | 9 | Q | Abegondo | 683 | Mesón do Vento (N-550) | 49% | 51% | Betanzos (AC-840) |
| AC-543(0) | Com | 7 | M | Vidán | 1058 | Noia (AC-550) | 57% | 43% | Santiago (AC-548) |
| AC-543(0) | Per | 7 | M | Vidán | 1071 | Noia (AC-550) | 54% | 46% | Santiago (AC-548) |
| AC-543(15) | Per | 6 | M | Urdilde | 552 | Santiago (AC-548) | 48% | 52% | Noia (AC-550) |
| AC-543(28) | Com | 4 | L | Noia (AC-543) | 258 | Noia (AC-550) | 54% | 46% | Santiago (AC-548) |
| AC-544(7) | Per | 6 | M | Ponte Maceira | 625 | Negreira | 47% | 53% | Bertamiráns (AC-543) |
| AC-544(8) | Nova | 6 | M | Variante Negreira | 394 | Bertamiráns (AC-543) | 49% | 51% | Negreira (AC-546) |
| AC-548(0) | Per | 7 | M | Vidán (AC-548) | 1016 | A Rocha (N-550) | 51% | 49% | Vidán (AC-543) |
| AC-550(43) | Nova | 3 | L | Serres | 185 | Ribeira | 46% | 54% | Cee |
| AC-550(85) | Com | 3 | K | Porto do Son | 358 | Cee | 48% | 52% | Ribeira |
| AC-552(5) | Com | 8 | R | A Maceira (Arteixo) | 1541 | Cee (AC-550) | 51% | 49% | A Coruña (A Grela) |
| AC-552(23) | Per | 7 | Q | Cabovilaño | 1070 | A Coruña (A Grela) | 48% | 52% | Cee (AC-550) |
| AC-552(35) | Per | 6 | Q | Coristanco | 1054 | A Coruña (A Grela) | 50% | 50% | Cee (AC-550) |
| AC-552(57) | Com | 4 | P | Baio | 577 | A Coruña (A Grela) | 47% | 53% | Cee (AC-550) |
| AC-552(87) | Per | 2 | N | Cee (AC-552) | 661 | Cee (AC-550) | 49% | 51% | A Coruña (A Grela) |
| AC-553(0) | Com | 6 | K | Ponte Catoira | 431 | Ponte Catoira | 49% | 51% | Saída 10 (VG-1.1) |
| AC-564(5) | Com | 10 | S | Fonfría | 351 | As Pontes (AG-64) | 51% | 49% | Cabanas (AP-9) |
| AC-564(15) | Com | 12 | T | Goente | 395 | As Pontes (AC-861) | 59% | 41% | Cabanas (AP-9) |
| AC-566(8) | Per | 10 | U | Serqueiro | 353 | Narón (AC-862) | 51% | 49% | Campo do Hospital (AC-862) |
| AC-566(40) | Com | 12 | V | Campo do Hospital (AC-566) | 72 | Campo do Hospital (AC-862) | 50% | 50% | Narón (AC-862) |
| AC-840(18) | Per | 10 | P | Cesuras | 552 | Betanzos (AC-542) | 52% | 48% | Agolada (N-640) |
| AC-840(48) | Per | 11 | N | Melide | 522 | Agolada (N-640) | 50% | 50% | Betanzos (AC-542) |
| AC-841(0) | Per | 7 | M | Castiñeiríño | 1090 | Os Tilos | 53% | 47% | Santiago (N-525) |
| AC-861(36) | Per | 12 | T | Espiñaredo (AC-861) | 809 | Igrexafeita (AG-64) | 48% | 52% | Vilalba (N-634) |
| AC-862(22) | Per | 11 | U | Lamas | 550 | Ferrol | 52% | 48% | Límite Provincia |
| AC-862(38) | Per | 12 | V | Campo do Hospital (AC-862) | 392 | Ferrol | 46% | 54% | Límite Provincia |

TIPO: PER (Permanente), SEM (Semipermanente) y COM (Complementaria)

PROVINCIA DE A CORUÑA
DISTRIBUCIÓN DE TRÁFICO PESADO

2007

| Código Estación | Tipo | Cuadríc. | | Nome / Nombre | IMD pesados | Sentido 1 (hacia) | %1 | %2 | Sentido 2 (hacia) |
|--------------------|------|----------|---|--------------------------|-------------|-------------------|-----|-----|-------------------------|
| | | X | Y | | | | | | |
| AC-862(58) | Per | 13 | W | Espasante | 291 | Ferrol | 50% | 50% | Límite Provincia |
| AC-934(20) | Com | 12 | O | Sobrado | 86 | Friol (LU-232) | 53% | 47% | As Corredoiras (AC-840) |
| AG-55(7) | Com | 8 | R | Arteixo (AG-55) | 1001 | A Coruña | 50% | 50% | Carballo |
| AG-55(25) | Per | 6 | Q | Bértoa (AG-55) | 1029 | Carballo | 49% | 51% | A Coruña |
| AG-55(31) | Com | 6 | Q | Carballo (AG-55) | 984 | Carballo | 49% | 51% | A Coruña |
| AG-64(2) | Per | 10 | U | Río do Pozo | 994 | Vilalba | 53% | 47% | Ferrol |
| AG-64(5) | Com | 10 | U | Xubia | 1598 | Vilalba | 53% | 47% | Ferrol |
| AG-64(12) | Com | 11 | T | San Sadurniño | 1138 | Vilalba | 52% | 48% | Ferrol |
| AG-64(21) | Com | 11 | T | Ramadela | 1193 | Vilalba | 52% | 48% | Ferrol |
| VG-1.1(1) | Com | 6 | L | Padrón (VG) | 939 | Padrón (N-550) | 48% | 52% | Ribeira (AC-550) |
| VG-1.1(19) | Per | 5 | K | Boiro | 803 | Ribeira (AC-550) | 54% | 46% | Padrón (N-550) |
| VG-1.1(28) | Per | 4 | K | Pobra do Caramiñal Norte | 739 | Padrón (N-550) | 50% | 50% | Ribeira (AC-550) |
| VG-1.1(37) | Per | 4 | J | Pobra do Caramiñal Sur | 634 | Padrón (N-550) | 51% | 49% | Ribeira (AC-550) |
| VG-1.2(3) | Com | 10 | S | Lodairo (VG-1.2) | 472 | Mugardos | 50% | 50% | Vilar do Colo (AP-9) |

TIPO: PER (Permanente), SEM (Semipermanente) y COM (Complementaria)

PROVINCIA DE LUGO
DISTRIBUCIÓN DE TRÁFICO PESADO

2007

| Código Estación | Tipo | Cuadríc. | | Nome / Nombre | IMD pesados | Sentido 1 (hacia) | %1 | %2 | Sentido 2 (hacia) |
|-----------------|------|----------|---|---------------------|-------------|----------------------------|-----|-----|----------------------------|
| | | X | Y | | | | | | |
| CG-2.1(5) | Com | 15 | J | Moreda | 358 | Lalín | 51% | 49% | Monforte |
| CG-2.1(16) | Com | 14 | J | Escairón (CG-2.1) | 290 | Lalín | 51% | 49% | Monforte |
| LU-111(12) | Per | 15 | Q | Cospeito (LU-111) | 260 | Rábade (A-6) | 49% | 51% | O Santo (LU-120) |
| LU-113(10) | Com | 16 | Q | Castro | 245 | Abadín (N-634) | 49% | 51% | Rozas (N-640) |
| LU-120(1) | Com | 14 | R | Vilalba (LU-120) | 383 | Vilalba (N-634) | 52% | 48% | Paraxes (N-640) |
| LU-122(30) | Com | 17 | T | A Laxe | 294 | Paraxes (LU-120) | 53% | 47% | Lourenzá (N-634) |
| LU-132(1) | Com | 17 | T | Lourenzá (LU-132) | 49 | Vilafernando (N-640) | 48% | 52% | Lourenzá (LU-122) |
| LU-160(9) | Com | 17 | T | Masma | 208 | Ferreira de Valadouro | 52% | 48% | Mondoñedo (N-634) |
| LU-212(9) | Per | 13 | L | Monterroso (LU-212) | 227 | Taboada (N-540) | 52% | 48% | Monterroso (N-640) |
| LU-221(2) | Com | 13 | L | Monterroso (LU-221) | 230 | Monterroso (N-640) | 49% | 51% | Palas de Rei (N-547) |
| LU-231(2) | Com | 13 | O | Friol (LU-231) | 42 | Friol (LU-232) | 49% | 51% | Palas de Rei (N-547) |
| LU-232(16) | Com | 13 | O | Cotá | 127 | Friol (LU-934) | 49% | 51% | Arieiras (N-540) |
| LU-530(2) | Per | 15 | O | Lugo (LU-530) | 419 | Enl. A6 | 48% | 52% | Lugo |
| LU-530(31) | Com | 18 | O | Baleira | 149 | A Fonsagrada (LU-701) | 52% | 48% | Lugo |
| LU-540(6) | Per | 15 | V | Merille | 305 | Viveiro (LU-862) | 50% | 50% | Cabreiros (LU-861) |
| LU-541(0) | Per | 15 | P | Rábade (LU-541) | 1054 | Vilalba (N-634) | 51% | 49% | Rábade (A-6) |
| LU-546(0) | Com | 16 | N | Nadela | 1202 | Nadela (N-VI) | 56% | 44% | Monforte (LU-664) |
| LU-546(0) | Per | 16 | N | Nadela | 1162 | Maceda (Estda. Dep.) | 49% | 51% | Nadela (N-VI) |
| LU-546(10) | Com | 16 | M | Maceda | 1180 | Nadela (N-VI) | 50% | 50% | Monforte (LU-664) |
| LU-546(16) | Com | 16 | M | Sarria (LU-546) | 1091 | Monforte (LU-664) | 50% | 50% | Nadela (N-VI) |
| LU-546(50) | Per | 16 | J | Monforte de Lemos | 406 | Monforte (LU-644) | 51% | 49% | Nadela (N-VI) |
| LU-611(35) | Per | 14 | L | Taboada | 45 | Taboada (N-540) | 51% | 49% | Rubián (LU-546) |
| LU-612(5) | Com | 15 | N | Santiago de Saa | 179 | Lugo (Antiga N-540) | 52% | 48% | Portomarín |
| LU-617(15) | Com | 15 | J | Escairón (LU-617) | 38 | Monforte (LU-664) | 47% | 53% | Belesar (LU-533) |
| LU-633(31) | Com | 17 | L | Samos | 223 | Pedrafita (N-VI) | 40% | 60% | O Alto do Hospital (N-540) |
| LU-633(76) | Com | 14 | M | Portomarín | 115 | O Alto do Hospital (N-540) | 51% | 49% | Pedrafita (N-VI) |
| LU-644(4) | Com | 16 | K | Laiosa | 52 | Rubián (LU-546) | 50% | 50% | Cruz do Incio (LU-642) |
| LU-652(7) | Com | 16 | J | Río Cabe | 235 | Bóveda (LU-546) | 52% | 48% | Barrio Estación (LU-933) |
| LU-710(14) | Com | 18 | O | Baleira (LU-710) | 54 | O Cádavo (LU-530) | 50% | 50% | Baralla (N-VI) |

TIPO: PER (Permanente), SEM (Semipermanente) y COM (Complementaria)

PROVINCIA DE LUGO

2007

DISTRIBUCIÓN DE TRÁFICO PESADO

| Código Estación | Tipo | Cuadríc. | | Nome / Nombre | IMD pesados | Sentido 1 (hacia) | %1 | %2 | Sentido 2 (hacia) |
|--------------------|------|----------|---|------------------|-------------|---------------------|-----|-----|---------------------|
| | | X | Y | | | | | | |
| LU-861(1) | Per | 14 | R | Vilalba (LU-861) | 805 | Igrexafeita (AG-64) | 49% | 51% | Vilalba (N-634) |
| LU-861(16) | Com | 13 | S | San Martiño | 930 | Vilalba (N-634) | 51% | 49% | Igrexafeita (AG-64) |
| LU-862(81) | Com | 14 | V | Viveiro Oeste | 320 | Ferrol | 64% | 36% | San Cibrao |
| LU-862(90) | Com | 15 | V | Viveiro Leste | 683 | Ferrol | 49% | 51% | San Cibrao |

TIPO: PER (Permanente), SEM (Semipermanente) y COM (Complementaria)

PROVINCIA DE OURENSE
DISTRIBUCIÓN DE TRÁFICO PESADO

2007

| Código Estación | Tipo | Cuadríc. | | Nome / Nombre | IMD pesados | Sentido 1 (hacia) | %1 | %2 | Sentido 2 (hacia) |
|-----------------|------|----------|---|-------------------------|-------------|--------------------------------------|-----|-----|--------------------------------------|
| | | X | Y | | | | | | |
| OU-101(3) | Com | 13 | G | Santa Mariña | 164 | Maceda | 48% | 52% | Ourense |
| OU-103(1) | Com | 15 | F | Maceda (OU-103) | 74 | Os Milagres do Medo | 44% | 56% | Maceda (OU-101) |
| OU-105(4) | Com | 13 | G | A Ponte Noalla (OU-105) | 1250 | A Ponte Noalla (N-525) | 52% | 48% | Ourense (A Ponte Sevilla) |
| OU-113(37) | Com | 15 | E | Borrán | 15 | Verín (N-525) | 47% | 53% | Vilar de Barrio |
| OU-122(0) | Com | 21 | H | Carballeda | 234 | Lím. Prov. de Zamora | 52% | 48% | Sobradelo (N-536) |
| OU-300(9) | Com | 13 | E | Santa Baia | 30 | Celanova (OU-531) | 52% | 48% | Allariz (OU-320) |
| OU-301(3) | Per | 14 | D | As Lamas | 81 | Xinzo (N-525) | 41% | 59% | Bande (OU-540) |
| OU-304(3) | Com | 14 | D | Baltar | 172 | Xinzo de Limia (N-525) | 52% | 48% | Baltar |
| OU-402(3) | Com | 12 | G | Ourense (OU-402) | 101 | Ourense | 49% | 51% | Cortegada (OU-531) |
| OU-411(0) | Com | 12 | D | Bande Oeste | 18 | O Condado (OU-801) | 42% | 58% | Bande (OU-540) |
| OU-504(23) | Com | 12 | I | Fondo de Cea | 633 | Ribadavia | 51% | 49% | Cea |
| OU-504(27) | Per | 12 | I | Cea | 88 | Cea | 43% | 57% | Ribadavia |
| OU-531(4) | Com | 14 | D | Vilar de Santos | 307 | Xinzo de Limia (N-525) | 46% | 54% | A Cortegada (OU-801) |
| OU-531(31) | Per | 12 | F | Pambre | 93 | A Cortegada (OU-801) | 53% | 47% | Xinzo de Limia (N-525) |
| OU-533(11) | Com | 19 | E | Pradocabalos | 173 | A Gudiña (N-525) | 40% | 60% | A Rúa (N-120) |
| OU-533(37) | Com | 19 | G | Santa Cruz | 138 | A Gudiña (N-525) | 45% | 55% | A Rúa (N-120) |
| OU-536(14) | Com | 14 | G | Esgos | 363 | Ourense | 48% | 52% | A Pobra de Tribes (OU-636) |
| OU-536(33) | Com | 16 | G | Vilaríño Frio | 169 | A Pobra de Tribes (OU-636) | 51% | 49% | Ourense |
| OU-537(2) | Per | 13 | G | San Ciprián (OU-537) | 626 | A Medorra (OU-101) | 51% | 49% | A Derrasa (OU-536) |
| OU-540(4) | Com | 13 | G | Loiro | 503 | Fronteira de Portugal (A Madalena) | 46% | 54% | Ourense |
| OU-540(16) | Com | 12 | F | Manchica | 433 | Ourense | 49% | 51% | Fronteira de Portugal (A Madalena) |
| OU-540(39) | Com | 12 | D | Bande (OU-540) | 220 | Fronteira de Portugal (A Madalena) | 50% | 50% | Ourense |
| OU-636(18) | Com | 19 | H | Freixido (OU-636) | 74 | A Pobra de Tribes (OU-536) | 76% | 24% | Freixido (OU-533) |
| OU-801(2) | Com | 10 | G | Francelos | 36 | Ribadavia (N-120) | 49% | 51% | Ponte Barxas (Fronteira de Portugal) |
| OU-801(16) | Per | 10 | F | Cortegada | 83 | Ponte Barxas (Fronteira de Portugal) | 50% | 50% | Ribadavia (N-120) |

TIPO: PER (Permanente), SEM (Semipermanente) y COM (Complementaria)

PROVINCIA DE PONTEVEDRA

2007

DISTRIBUCIÓN DE TRÁFICO PESADO

| Código Estación | Tipo | Cuadríc. | | Nome / Nombre | IMD pesados | Sentido 1 (hacia) | %1 | %2 | Sentido 2 (hacia) |
|-----------------|------|----------|---|-----------------------|-------------|---------------------------------------|-----|-----|-------------------------------|
| | | X | Y | | | | | | |
| AG-57(2) | Per | 5 | E | Baiona (AG-57) | 78 | Puxeiros (AP-9) | 51% | 49% | Val Miñor |
| AG-57(19) | Com | 6 | E | Puxeiros | 648 | Val Miñor | 52% | 48% | Puxeiros (AP-9) |
| CG-4.1(0) | Com | 6 | G | Túnel Domaio (CG-4.1) | 658 | Cangas (PO-551) | 52% | 48% | Rande (PO-551) |
| PO-205(1) | Per | 10 | K | Silleda (PO-205) | 282 | Vila de Cruces | 50% | 50% | Silleda (N-525) |
| PO-223(6) | Com | 7 | I | Xeve (PO-223) | 106 | Pontevedra | 46% | 54% | Campo Lameiro (PO-222) |
| PO-233(2) | Com | 7 | H | Ponte Bora (PO-233) | 85 | Carballedo (PO-232) | 48% | 52% | Ponte Bora (N-541) |
| PO-252(12) | Com | 8 | G | Moscoso | 48 | Moscoso (PO-250) | 51% | 49% | Mondariz (PO-261) |
| PO-254(3) | Per | 8 | F | Prado | 350 | Mondariz (PO-261) | 51% | 49% | Ponteareas (N-120) |
| PO-255(3) | Com | 8 | H | Caritel | 199 | Petán (N-120) | 46% | 54% | Ponte Caldelas (PO-532) |
| PO-300(1) | Per | 6 | I | Mosteiro | 457 | Cambados (VG-4.3) | 50% | 50% | Nogueira (PO-531) |
| PO-301(4) | Com | 5 | J | Ponte Arnelas | 151 | Ponte Arnelas (PO-300) | 48% | 52% | Vilagarcía de Arousa (PO-549) |
| PO-307(3) | Per | 5 | I | Illa de Arousa | 382 | Deiro (PO-549) | 51% | 49% | Illa de Arousa |
| PO-308(1) | Per | 6 | H | Poio | 752 | A Lanzada (VG-4.1) | 49% | 51% | Pontevedra (PO-531) |
| PO-308(5) | Per | 6 | H | Combarro | 782 | Pontevedra (PO-531) | 49% | 51% | A Lanzada (VG-4.1) |
| PO-308(14) | Per | 5 | H | Sanxenxo | 552 | A Lanzada (VG-4.1) | 49% | 51% | Pontevedra (PO-531) |
| PO-308(21) | Per | 5 | H | Portonovo | 213 | Pontevedra (PO-531) | 48% | 52% | A Lanzada (VG-4.1) |
| PO-313(6) | Com | 6 | G | Marín (PO-313) | 118 | Moaña (PO-551) | 55% | 45% | Marín (PO-546) |
| PO-315(7) | Com | 5 | G | Menduiña | 323 | Cangas (PO-551) | 52% | 48% | Bueu (PO-551) |
| PO-316(3) | Per | 5 | I | O Grove | 711 | A Lanzada (PO-550) | 49% | 51% | O Grove |
| PO-331(8) | Com | 6 | E | Zamáns | 498 | Gondomar (PO-340) | 55% | 45% | O Porriño |
| PO-331(16) | Com | 6 | E | Gondomar (Pego Negro) | 492 | O Porriño | 47% | 53% | Gondomar (PO-340) |
| PO-340(3) | Com | 6 | D | Randufe (Tui) | 150 | Tui (N-550) | 48% | 52% | A Ramallosa (PO-552) |
| PO-340(18) | Com | 5 | E | Gondomar norte | 637 | A Ramallosa (PO-552) | 51% | 49% | Tui (N-550) |
| PO-344(0) | Com | 6 | C | Forcadela (PO-344) | 453 | Forcadela (PO-552) | 50% | 50% | Couso (PO-340) |
| PO-400(1) | Per | 8 | D | Salvaterra | 109 | Salvaterra (PO-403) | 52% | 48% | Filgueira (PO-801) |
| PO-400(17) | Com | 9 | E | Arbo | 183 | Salvaterra (PO-403) | 52% | 48% | Filgueira (PO-801) |
| PO-402(10) | Com | 8 | E | Vilacová | 38 | Oleiros (PO-400) | 54% | 46% | Vilasobroso (N-120) |
| PO-403(9) | Com | 8 | E | Ponteareas (PO-403) | 653 | Ponteareas (N-120) | 53% | 47% | Salvaterra (PO-400) |
| PO-405(0) | Per | 9 | E | Ponte de Arbo | 65 | Ponte de Arbo (Fronteira de Portugal) | 49% | 51% | Arbo (PO-400) |

TIPO: PER (Permanente), SEM (Semipermanente) y COM (Complementaria)

PROVINCIA DE PONTEVEDRA

2007

DISTRIBUCIÓN DE TRÁFICO PESADO

| Código Estación | Tipo | Cuadríc. | | Nome / Nombre | IMD pesados | Sentido 1 (hacia) | %1 | %2 | Sentido 2 (hacia) |
|-----------------|------|----------|---|---------------------|-------------|------------------------------|-----|-----|-------------------------------|
| | | X | Y | | | | | | |
| PO-406(0) | Com | 10 | F | A Cañiza | 40 | Filgueira (PO-801) | 49% | 51% | A Cañiza |
| PO-504(1) | Per | 5 | H | Vilalonga | 493 | Sanxenxo (PO-308) | 50% | 50% | Vilalonga (PO-550) |
| PO-510(14) | Per | 8 | D | Salvaterra (PO-510) | 509 | Atios (N-550) | 50% | 50% | Salvaterra (PO-400) |
| PO-531(9) | Per | 6 | I | Curro (PO-531) | 2206 | Baión (N-640) | 50% | 50% | Pontevedra |
| PO-532(7) | Com | 7 | H | Ponte Caldelas | 334 | Pontevedra (N-541) | 49% | 51% | Ponte Caldelas (PO-255) |
| PO-533(4) | Per | 11 | K | Lalín (PO-533) | 382 | Lalín | 51% | 49% | Alto do Faro |
| PO-534(3) | Com | 10 | K | Lalín (PO-534) | 468 | Folgozo (N-541) | 52% | 48% | Lalín (N-525) |
| PO-534(24) | Com | 9 | J | Aciveiro | 134 | Lalín (N-525) | 54% | 46% | Folgozo (N-541) |
| PO-534(31) | Per | 9 | J | Folgozo | 244 | Folgozo (N-541) | 51% | 49% | Lalín (N-525) |
| PO-535(0) | Per | 6 | H | Mosteiro de Poio | 303 | Mosteiro de Poio (VG-4.8) | 41% | 59% | San Xoán de Poio (PO-308) |
| PO-542(1) | Com | 7 | H | Ponte Bora (PO-542) | 625 | Ponte Bora (N-541) | 52% | 48% | O Pino (N-550) |
| PO-542(5) | Per | 7 | H | Marcón | 1221 | O Pino (N-550) | 54% | 46% | Ponte Bora (N-541) |
| PO-548(16) | Per | 5 | J | Carril | 916 | Vilagarcía de Arousa | 49% | 51% | Pontecesures (N-550) |
| PO-549(3) | Com | 5 | J | Vilanova de Arousa | 568 | Cambados (VG-4.3) | 49% | 51% | Vilagarcía de Arousa (PO-301) |
| PO-550(8) | Per | 5 | H | Dena | 815 | Cambados (VG-4.3) | 50% | 50% | A Lanzada (VG-4.1) |
| PO-551(1) | Com | 6 | H | Seixo | 605 | Marín (PO-546) | 50% | 50% | Rande (N-554) |
| PO-551(13) | Per | 5 | G | Bueu | 458 | Rande (N-554) | 49% | 51% | Marín (PO-546) |
| PO-551(21) | Per | 5 | F | Tirán | 294 | Rande (N-554) | 50% | 50% | Marín (PO-546) |
| PO-551(32) | Com | 6 | G | Domaio | 411 | Rande (N-554) | 53% | 47% | Marín (PO-546) |
| PO-552(3) | Com | 5 | F | A Xurela | 483 | Tui | 51% | 49% | Vigo |
| PO-552(18) | Com | 5 | E | Baiona | 207 | Tui | 49% | 51% | Vigo |
| PO-552(60) | Per | 6 | C | Forcadela (PO-552) | 963 | Vigo | 52% | 48% | Tui |
| PO-552(68) | Per | 6 | C | Torrón | 717 | Tui | 51% | 49% | Vigo |
| PO-840(68) | Com | 11 | L | Agolada | 416 | Betanzos (AC-542) | 47% | 53% | Agolada (N-640) |
| PO-841(12) | Com | 7 | L | Pontevea Sur | 553 | Santiago (N-525) | 52% | 48% | A Estrada |
| VG-4.1(22) | Per | 5 | H | A Lanzada (VG) | 432 | Curro (PO-531) | 53% | 47% | A Lanzada (PO-550) |
| VG-4.2(1) | Com | 5 | I | Barrantes (VG-4.2) | 803 | Cambados (PO-300) | 49% | 51% | Saída 7 (VG-4.1) |
| VG-4.3(0) | Com | 5 | I | Cambados (VG-4.3) | 697 | Vilagarcía de Arousa (N-640) | 49% | 51% | Cambados (PO-300) |
| VG-4.3(4) | Per | 5 | J | Enlace Illa | 476 | Vilagarcía de Arousa (N-640) | 51% | 49% | Cambados (PO-300) |

TIPO: PER (Permanente), SEM (Semipermanente) y COM (Complementaria)

PROVINCIA DE PONTEVEDRA

2007

DISTRIBUCIÓN DE TRÁFICO PESADO

| Código Estación | Tipo | Cuadríc. | | Nome / Nombre | IMD pesados | Sentido 1 (hacia) | %1 | %2 | Sentido 2 (hacia) |
|--------------------|------|----------|---|--------------------------|-------------|-------------------|-----|-----|-------------------|
| | | X | Y | | | | | | |
| VG-4.5(2) | Com | 5 | F | Colexio "A Rúa" (VG-4.5) | 243 | Cangas (PO-551) | 49% | 51% | Moaña (CG-4.1) |
| VG-4.6(0) | Com | 5 | G | Monte Leboreiro (VG-4.6) | 224 | Menduíña (PO-315) | 47% | 53% | Cangas (PO-551) |

TIPO: PER (Permanente), SEM (Semipermanente) y COM (Complementaria)