



MEMORIA DE TRÁFICO

da Rede Autonómica de Estradas de

GALICIA

2017

XUNTA DE GALICIA

ÍNDICE

MEMORIA DE AFOROS

LISTADO DE ESTACIONÓNS / LISTADO DE ESTACIONES

MAPAS DE TRÁFICO

1. INTRODUCCIÓN
1. INTRODUCCIÓN
2. XENERALIDADES
2. GENERALIDADES
3. OBXECTIVOS DO PLAN DE AFOROS
3. OBJETIVOS DEL PLAN DE AFOROS
4. METODOLOXÍA
4. METODOLOGÍA
5. TIPO DE ESTACIÓNS
5. TIPO DE ESTACIONES
6. CARACTERÍSTICAS XERAIS DO TRÁFICO EN 2017
6. CARACTERÍSTICAS GENERALES DEL TRÁFICO EN 2017
7. DESCRIPCIÓN DOS DATOS INCLUIDOS NA MEMORIA
7. DESCRIPCIÓN DE LOS DATOS INCLUIDOS EN LA MEMORIA
8. ANEXO DE DEFINICIÓNS
8. ANEJO DE DEFINICIONES
9. INCIDENCIAS NOS DATOS DE TRÁFICO DE 2017
9. INCIDENCIAS EN LOS DATOS DE TRÁFICO DE 2017
10. CALENDARIO 2017
10. CALENDARIO 2017

1.- INTRODUCCIÓN

A Xunta de Galicia, a través da consellería competente na materia de estradas, ven editando anualmente dende o ano 1993 a Memoria de Tráfico da Rede Autonómica de Estradas de Galicia (RAEGA). Desde o ano 1998, a memoria editase en formato dixital coas aplicacións que permiten visualizalos datos rexistrados polas estacións de aforo e os planos de intensidades de tráfico da rede.

Por unha banda, inclúese este documento PDF que recolle a ficha xenérica cos datos de aforo de cada estación fixa (IMD, % pesados, semana media, día medio, intensidades medias mensuais, I30 e I150), ademais de dous planos nos que se amosa a ubicación de cada unha destas estacións na rede autonómica de estradas, coloreada segundo diversas categorías de tráfico total ou pesado.

1.- INTRODUCCIÓN

La Xunta de Galicia, a través de la consellería competente en materia de carreteras, viene editando anualmente desde el año 1993 la Memoria de Tráfico de Rede Autonómica de Estradas de Galicia (RAEGA). Desde el año 1998, la memoria se edita en formato digital con las aplicaciones que permiten visualizar los datos registrados por las estaciones de aforo y los planos de intensidades de tráfico de la red.

Por una parte, se incluye este documento PDF que recoge la ficha genérica con los datos de aforo de cada estación fija (IMD, % pesados, semana media, día medio, intensidades medias mensuales, I30 e I150), además de dos planos en los que se muestra la ubicación de cada una de estas estaciones en la red autonómica de carreteras, coloreada según diversas categorías de tráfico total o pesado.

Por outra banda, unha aplicación realizada con MapObjects, que permite emplazar sobre un plano da rede de estradas as estacións de aforo fixas e móbiles explotadas ao longo dos últimos dez anos, amosando ademais as series históricas de IMD e porcentaxes de pesados só para estacións fixas.

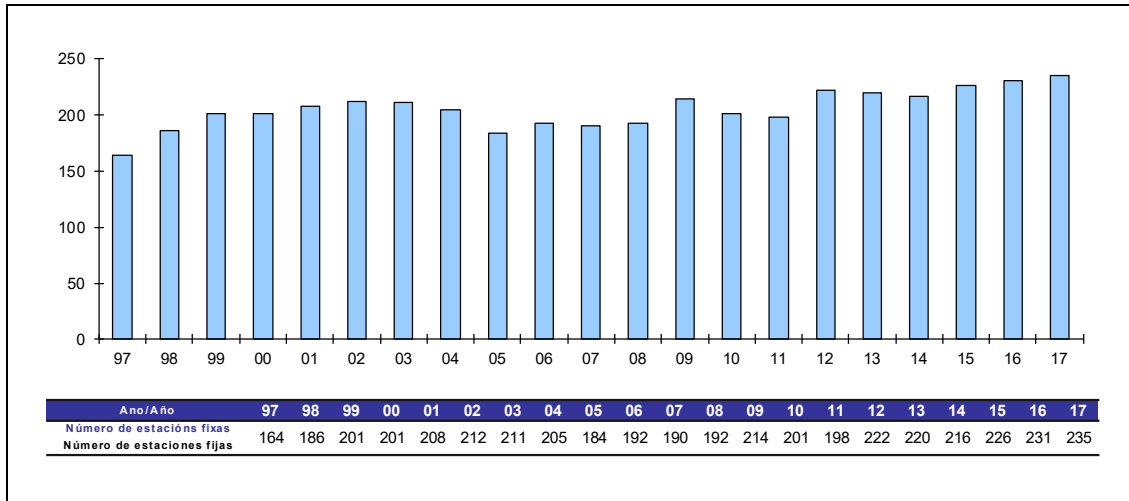
Por otra parte, una aplicación realizada con MapObjects, que permite emplazar sobre un plano de la red de carreteras las estaciones de aforo fijas y móbiles explotadas a lo largo de los últimos diez años, mostrando además las series históricas de IMD y porcentajes de pesados sólo para estaciones fijas.

2.-XENERALIDADES

Dende o ano 1.993 a Xunta de Galicia ven seguindo unha política de ampliación e mellora da rede de estacións magnéticas de aforo completando unha malla que abranque a meirande parte das estradas da Comunidade. No seguinte cadro pódese apreciar a evolución do número de estacións de detección magnética ou fixas (tamén denominadas de espiras ou de bucles) nos últimos vinte e un anos:

2.-GENERALIDADES

Desde el año 1.993 la Xunta de Galicia viene siguiendo una política de ampliación y mejora de la red de estaciones magnéticas de aforo completando una malla que abarca la mayor parte de las carreteras de la Comunidad. En el siguiente cuadro se puede apreciar la evolución del número de estaciones de detección magnética o fijas (también denominadas de espiras o de bucles) en los últimos veintidós años:



3.-OBXECTIVOS DO PLAN DE AFOROS

O obxectivo básico do vixente Plan de Aforos é o coñecemento do tráfico que circula polas distintas estradas da rede, definido por unha serie de parámetros característicos como a intensidade media diaria ou a porcentaxe de vehículos pesados e as súas variacións ao longo do tempo. Estes parámetros hanse empregar como base para regulacións de tráfico, e para o planeamento e explotación da rede viaria.

Unha vez obtidos estes parámetros que nos definen as características do tráfico na rede, poderán ser empregados para:

- Coñecemento das demandas reais da rede viaria e extrapolación das demandas futuras.
- Comparación obxectiva dunhas vías con outras.
- Priorización dos investimentos futuros, tendo en conta as necesidades das demandas do transporte e o beneficio social.

3.-OBJETIVOS DEL PLAN DE AFOROS

El objetivo básico del vigente Plan de Aforos es el conocimiento del tráfico que circula por las distintas carreteras de la red, definido por una serie de parámetros característicos como la intensidad media diaria o el porcentaje de vehículos pesados y sus variaciones a lo largo del tiempo. Estos parámetros se utilizarán como base para regulaciones de tráfico, y para el planeamiento y explotación de la red viaria.

Una vez obtenidos estos parámetros que nos definen las características del tráfico en la red, los podremos emplear para:

- Conocimiento de las demandas reales de la red viaria y extrapolación de las demandas futuras.
- Comparación objetiva de unas vías con otras.
- Priorización de las inversiones futuras, teniendo en cuenta las necesidades de las demandas del transporte y el beneficio social.

- Obtención de series de datos fiables e obxectivos, imprescindibles para a elaboración de futuros proxectos de novo trazado de estradas, de variantes de po-boacións ou de acondicionamen-to de treitos en mal estado.
 - Determinación das característi-cas xeométricas dos diferentes treitos da rede en función do ni-vel de servicio prestado.
 - Dimensionamento das catego-rías do firme a empregar para soporta-lo tráfico de vehículos pesados.
 - Análise da incidencia das novas infraestruturas nos usuarios, re-xistrando as intensidades reais destas infraestruturas unha vez postas en funcionamento e comparándoas coas intensida-des rexistradas antes da apertu-ra.
- Obtención de series de datos fiables y objetivos, imprescindi-bles para la elaboración de futu-ros proyectos de nuevo trazado de carreteras, de variantes de poblaciones o de acondiciona-miento de tramos en mal estado.
 - Determinación de las caracterís-ticas geométricas de los diferen-tes tramos de la red en función del nivel de servicio prestado.
 - Dimensionamiento de las cate-gorías de firme a emplear para soportar el tráfico de vehículos pesados.
 - Análisis de la incidencia de las nuevas infraestructuras en los usuarios, registrando las intensi-dades reales de estas infraes-tracturas una vez puestas en funcionamiento y comparándolas con las intensidades registradas antes de la apertura.

4.-METODOLOXÍA

Tendo en conta a amplitude da rede de estradas que se pretende controlar co Plan de Aforos e a escaseza dos equipos dispoñibles, faise necesaria a optimización dos recursos materiais e humanos a empregar. Para iso, cómpre realizar unha selección moi coidadosa das seccións nas que se realizarán os aforos, de tal xeito que todas as vías da rede queden representadas.

Para obter datos con certa exactitude é necesaria unha rede de estacións de aforo que os rexistren de xeito continuado ao longo do tempo. Este compromiso contrapónse á idea de optimizar os recursos dispoñibles. Para poder acadar os dous obxectivos, é dicir, uns datos fiables e unha optimización dos recursos, recórrase ao *método da mostraxe*.

Este método consiste basicamente en recoller unha información exhaustiva nun número pequeno de seccións elixidas nos treitos máis significativos da rede.

4.-METODOLOGÍA

Teniendo en cuenta la amplitud de la red de carreteras que se pretende controlar con el Plan de Aforos y la escasez de los equipos disponibles, se hace necesaria una optimización de los recursos materiales y humanos a utilizar. Para ello es necesario realizar una selección muy cuidadosa de las secciones en las que se realizarán los aforos, de tal manera que todas las vías de la red queden representadas.

Para obtener datos con cierta exactitud es necesaria una red de estaciones de aforo que los registren de manera continuada a lo largo del tiempo. Este compromiso se contrapone a la idea de optimizar los recursos disponibles. Para poder conseguir los dos objetivos, esto es, unos datos fiables y una optimización de los recursos, se recurre al *método de muestreo*.

Este método consiste básicamente en recoger una información exhaustiva en un número pequeño de secciones elegidas en los tramos más significativos de la red.

Destas seccións dedúcese as leis de variación do tráfico que posteriormente se aplican ao resto das seccións, nas que se rexistraron datos en intervalos curtos de tempo.

Para a realización dos aforos podemos utilizar medios automáticos ou ben medios manuais. No primeiro caso empréganse uns equipos de tipo eléctrico con rexistro de datos en memoria interna. Dependendo do xeito en que estes detectan os vehículos podemos diferenciar entre equipos con detección magnética ou detección pneumática.

A detección magnética ten o seu fundamento no campo magnético que induce sobre unha espira un corpo metálico en movemento. Como os vehículos son corpos metálicos en movemento, tan só necesitaremos dispor dunhas espiras ou bucles para detecta-lo campo magnético inducido. Polo tanto, para dispoñer dunha estación de detección magnética teremos que insertalas espiras no firme da estrada.

De estas seccións se deducen as leis de variación do tráfico que posteriormente se aplican ao resto de las secciones, en las que se han registrado datos en intervalos más cortos de tiempo.

Para la realización de los aforos podemos utilizar medios automáticos o bien medios manuales. En el primer caso se utilizan unos equipos de tipo eléctrico con registro de datos en memoria interna. Dependiendo de la manera en que éstos detectan los vehículos podemos diferenciar entre equipos con detección magnética o detección neumática.

La detección magnética tiene su fundamento en el campo magnético que induce sobre una espira un cuerpo metálico en movimiento. Como los vehículos son cuerpos metálicos en movimiento, tan sólo necesitaremos disponer de unas espiras o bucles para detectar el campo magnético inducido. Por lo tanto, para disponer de una estación de detección magnética necesitaremos insertar las espiras en el firme de la carretera.

Este tipo de estacións son as que denominamos fixas xa que requiren dunha infraestrutura permanente. Para permitir unha discretización por sentidos de circulación cómpre dispor espiras separadas para cada carril.

Finalmente, se colocamos dúas espiras por carril separadas entre si por unha determinada lonxitude poderemos determinar a velocidade e a lonxitude de cada vehículo, co que poderemos diferenciar entre vehículos lixeiros e pesados.

As estacións magnéticas ou fixas, como xa comentamos, precisan dunha instalación fixa consistente en catro bucles magnéticos ou espiras insertados no firme da estrada (para o caso de estradas de dous carrís de circulación) que son os encargados de detecta-las variacións do campo magnético. Aparte das espiras, tamén é necesaria a instalación duns armarios metálicos ou casetas para protexe-los equipos electrónicos que detectan e almacenan os datos e opcionalmente unha placa solar para recarga-las baterías e permitir un meirande período de funcionamento.

Este tipo de estaciones son las que hemos denominado fijas ya que requieren de una infraestructura permanente. Para permitir una discretización por sentidos de circulación necesitaremos disponer espiras separadas para cada carril.

Finalmente, si colocamos dos espiras por carril separadas una determinada longitud podremos determinar la velocidad y la longitud de cada vehículo, con lo que podremos diferenciar entre vehículos ligeros y pesados.

Las estaciones magnéticas o fijas, como se ha comentado, necesitan una instalación fija consistente en cuatro bucles magnéticos o espiras embebidas en el firme de la carretera (para el caso de carreteras de dos carriles de circulación) que son los encargados de detectar las variaciones del campo magnético. Aparte de las espiras, también es necesaria la instalación de unos armarios metálicos o casetas para proteger los equipos electrónicos que detectan y almacenan los datos y opcionalmente de una placa solar para ayudar a recargar las baterías y permitir un periodo de funcionamiento mayor.

A detección pneumática fundaméntase na onda pneumática que se xera no interior dun tubo de goma oco ao recibir un impacto que o esmaga. Se dispomos un tubo destas características atravesando unha estrada, as rodas dos vehículos esmagarán o tubo ao circularen sobre el, xerando no seu interior a conseguinte onda pneumática que será detectada pola membrana sensible do equipo electrónico de contaxe. Loxicamente este sistema detectará o número de eixes que circulan sobre o tubo. Sen embargo, o equipo en función do tempo transcorrido entre eixes, pode chegar a determina-lo número de vehículos que circulan pola sección cun erro admisible.

Se desexamos discriminar por sentidos, cómpre dispor dous tubos paralelos atravesando a calzada, de tal xeito que o equipo poida diferenciar-lo sentido do vehículo en función de cal dos dous tubos transmita primeiro o impulso pneumático. Este tipo de detección non permite discriminar entre lixeiros e pesados.

La detección neumática se fundamenta en la onda neumática que se genera en el interior de un tubo de goma hueco al recibir un impacto que lo aplasta. Si disponemos un tubo de estas características atravesando una carretera las ruedas de los vehículos aplastarán el tubo al circular sobre él, generando en su interior la conseguinte onda neumática que será detectada por la membrana sensible del equipo electrónico de conteo. Lógicamente este sistema detectará el número de ejes que circulan sobre el tubo. Sin embargo, el equipo en función del tiempo transcurrido entre ejes puede llegar a determinar el número de vehículos que circulan por la sección con un error admisible.

Si deseamos discriminar por sentidos, necesitaremos disponer dos tubos paralelos atravesando la calzada, de tal manera que el equipo pueda diferenciar el sentido del vehículo en función de cuál de los dos tubos transmita primero el impulso neumático. Este tipo de detección no permite discriminar entre ligeros y pesados.

A detección pneumática non require de ningún tipo de instalación fixa, xa que as gomas ou tubos pneumáticos instálanse durante un período curto de días e despois desmóntanse para situalos noutro lugar, denominándose estacións móbiles.

As estacións de detección magnética proporcionan uns datos máis completos e fiables xa que permiten unha diferenciación entre vehículos lixeiros e pesados, discriminación por sentidos, cálculo de velocidades, etc.

Durante o ano 2017 explotáronse un total de trescentas oitenta e unha (381) estacións, das que duascenas trinta e cinco (235) foron fixas ou de detección magnética e cento corenta e seis (146) de detección pneumática. Polo tanto, a detección magnética representou durante o ano 2017 o sesenta e dous por cento do total.

La detección neumática no requiere de ningún tipo de instalación fija, ya que los tubos o gomas neumáticas se instalan durante un período corto de días y después se desmontan para situarlas en otro lugar, denominándose estaciones móbiles.

Las estaciones de detección magnética proporcionan unos datos más completos y fiables ya que permiten una diferenciación entre vehículos ligeros y pesados, discriminación por sentidos, cálculo de velocidades, etc.

Durante el año 2017 se explotaron un total de trescientas ochenta y una (381) estaciones, de las que doscientas treinta y cinco (235) fueron fijas o de detección magnética y ciento cuarenta y seis (146) de detección neumática. Por tanto, la detección magnética representó durante el año 2017 el sesenta y dos por ciento del total.

5.- TIPO DE ESTACIÓNS

A Axencia Galega de Infraestruturas decidiu adoptar unha tipoloxía de estacións lixeiramente diferente á empregada pola Dirección General de Carreteras del Ministerio de Fomento no Plan Nacional de Aforos.

A tipoloxía empregada clasifica as estacións en permanentes e complementarias. A diferencia entre unhas e outras radica no período de recollida de datos.

- Estacións Permanentes.

Son estacións nas que se aforan todas as horas de todos os días do ano, por medio dun rexistrador de detección magnética, realizando unha clasificación dos vehículos entre lixeiros e pesados.

Ao realizar unha recollida de datos dun xeito continuo ao longo de todo o ano, estas estacións permítenos un coñecemento das variacións típicas do tráfico (anual, mensual, semanal e diaria).

5.- TIPO DE ESTACIONES

La Axencia Galega de Infraestructuras ha decidido adoptar una tipología de estaciones ligeramente diferente a la empleada por la Dirección General de Carreteras del Ministerio de Fomento en el Plan Nacional de Aforos.

La tipología empleada clasifica las estaciones en permanentes y complementarias. La diferencia entre unas y otras radica en el periodo de recogida de datos.

- Estaciones Permanentes.

Son estaciones en las que se aforan todas las horas de todos los días del año, por medio de un registrador de detección magnética, realizando una clasificación de los vehículos entre ligeros y pesados.

Al realizar una recogida de datos de una manera continua a lo largo de todo el año, estas estaciones nos permiten un conocimiento de las variaciones típicas del tráfico (anual, mensual, semanal y diaria).

- Estacións Complementarias.

Consideraranse estacións complementarias todas aquelas que non entran nas tipoloxías anteriores. Dentro desta categoría ímonos atopar con dúas tipoloxías, aquelas que utilizan a detección magnética e polo tanto son estacións fixas, e as que utilizan a detección pneumática, e polo tanto son estacións non fixas.

No primeiro caso, as estacións deberán rexistrar datos ao menos durante dous períodos de 30 días non consecutivos.

As estacións pneumáticas deberán rexistrar datos durante al menos un período dunha semana completa.

As 381 estacións explotadas durante o ano 2017 distribuíronse do xeito seguinte:

- Estaciones Complementarias.

Se considerarán estaciones complementarias todas aquelas que non entran en las tipologías anteriores. Dentro de esta categoría nos vamos a encontrar con dos tipologías, aquellas que utilizan la detección magnética y por tanto son estaciones fijas, y las que utilizan la detección neumática, y por tanto son estaciones no fijas.

En el primer caso, las estaciones deberán registrar datos al menos durante dos periodos de 30 días no consecutivos.

Las estaciones neumáticas deberán registrar datos durante al menos un periodo de una semana completa.

Las 381 estaciones explotadas durante el año 2017 se han distribuido de la siguiente manera:

| ESTACIÓN S OPERATIVAS 2017 / ESTACIONES OPERATIVAS 2017 | | | | | |
|---------------------------------------------------------|------------|-----------|-----------|------------|------------|
| | A Coruña | Lugo | Ourense | Pontevedra | Total |
| Est. Permanentes | 60 | 18 | 13 | 35 | 126 |
| Est. Complementarias (Esp) | 30 | 28 | 22 | 29 | 109 |
| Est. Complementarias (Gom) | 46 | 38 | 31 | 31 | 146 |
| Total | 136 | 84 | 66 | 95 | 381 |

- Outras estacións.

Por outra parte, tivéronse en conta para a redacción desta memoria de tráfico os datos aportados polas estacións permanentes que a Dirección General de Tráfico (DGT) explotou na rede autonómica de estradas, ase como as estacións permanentes que xestionaron as empresas concesionarias dalgunhas autovías galegas. A relación destas estacións é a seguinte:

- Otras estaciones.

Por otra parte, se han tenido en cuenta para la redacción de esta memoria de tráfico los datos aportados por las estaciones permanentes que la Dirección General de Tráfico (DGT) explotó en la red autonómica de carreteras, así como las estaciones permanentes que gestionaron las empresas concesionarias de algunas autovías gallegas. La relación de estas estaciones es la siguiente:

| PROVINCIA | Estrada/Carretera | PK | CÓDIGO | TIPO 2017 |
|------------|-------------------|-------|--------------|----------------------|
| A Coruña | AC-164 | 7,24 | AC-164(7)DGT | PERMANENTE-DGT |
| A Coruña | AC-211 | 3,29 | AC-211(3)DGT | PERMANENTE-DGT |
| A Coruña | AC-250 | 0,00 | AC-250(0)DGT | PERMANENTE-DGT |
| A Coruña | AC-543 | 0,66 | AC-543(0)DGT | PERMANENTE-DGT |
| Lugo | LU-530 | 2,60 | LU-530(2)DGT | PERMANENTE-DGT |
| A Coruña | AG-55 | 10,70 | AG-55(10)DGT | PERMANENTE-DGT |
| A Coruña | AG-55 | 24,56 | AG-55(24)DGT | PERMANENTE-DGT |
| A Coruña | AG-55 | 34,47 | AG-55(34)DGT | PERMANENTE-DGT |
| A Coruña | AG-64 | 1,10 | AG-64(1)DGT | PERMANENTE-DGT |
| A Coruña | AG-64 | 34,40 | AG-64(34)DGT | PERMANENTE-DGT |
| Lugo | AG-64 | 43,90 | AG-64(43)DGT | PERMANENTE-DGT |
| A Coruña | AG-11 | 0,99 | AG-11(0) | PERMANENTE-CONCESIÓN |
| A Coruña | AG-11 | 2,25 | AG-11(2) | PERMANENTE-CONCESIÓN |
| A Coruña | AG-11 | 5,15 | AG-11(5) | PERMANENTE-CONCESIÓN |
| A Coruña | AG-11 | 10,09 | AG-11(10) | PERMANENTE-CONCESIÓN |
| A Coruña | AG-11 | 11,92 | AG-11(11) | PERMANENTE-CONCESIÓN |
| A Coruña | AG-11 | 17,81 | AG-11(17) | PERMANENTE-CONCESIÓN |
| A Coruña | AG-11 | 19,24 | AG-11(19) | PERMANENTE-CONCESIÓN |
| A Coruña | AG-11 | 25,19 | AG-11(25) | PERMANENTE-CONCESIÓN |
| A Coruña | AG-11 | 31,03 | AG-11(31) | PERMANENTE-CONCESIÓN |
| A Coruña | AG-11 | 34,98 | AG-11(34) | PERMANENTE-CONCESIÓN |
| A Coruña | AG-11 | 38,68 | AG-11(38) | PERMANENTE-CONCESIÓN |
| A Coruña | AG-55 | 6,00 | AG-55(6) | PERMANENTE-CONCESIÓN |
| A Coruña | AG-55 | 36,32 | AG-55(36) | PERMANENTE-CONCESIÓN |
| A Coruña | AG-55 | 41,82 | AG-55(41) | PERMANENTE-CONCESIÓN |
| A Coruña | AG-55 | 46,56 | AG-55(46) | PERMANENTE-CONCESIÓN |
| A Coruña | AG-55 | 50,32 | AG-55(50) | PERMANENTE-CONCESIÓN |
| A Coruña | AG-55 | 54,21 | AG-55(54) | PERMANENTE-CONCESIÓN |
| A Coruña | AG-55 | 59,77 | AG-55(59) | PERMANENTE-CONCESIÓN |
| A Coruña | VG-1.5 | 61,12 | VG-1.5(61) | PERMANENTE-CONCESIÓN |
| A Coruña | AG-56 | 1,55 | AG-56(1) | PERMANENTE-CONCESIÓN |
| A Coruña | AG-56 | 3,70 | AG-56(3) | PERMANENTE-CONCESIÓN |
| A Coruña | AG-56 | 6,45 | AG-56(6) | PERMANENTE-CONCESIÓN |
| A Coruña | AG-56 | 9,00 | AG-56(9) | PERMANENTE-CONCESIÓN |
| A Coruña | AG-56 | 11,30 | AG-56(11) | PERMANENTE-CONCESIÓN |
| A Coruña | VG-1.7 | 0,95 | VG-1.7(0) | PERMANENTE-CONCESIÓN |
| A Coruña | VG-1.7 | 3,05 | VG-1.7(3) | PERMANENTE-CONCESIÓN |
| Pontevedra | AG-41 | 0,60 | AG-41(0) | PERMANENTE-CONCESIÓN |
| Pontevedra | AG-41 | 3,03 | AG-41(3) | PERMANENTE-CONCESIÓN |
| Pontevedra | AG-41 | 4,00 | AG-41(4) | PERMANENTE-CONCESIÓN |
| Pontevedra | AG-41 | 8,20 | AG-41(8) | PERMANENTE-CONCESIÓN |
| Pontevedra | AG-41 | 14,00 | AG-41(14) | PERMANENTE-CONCESIÓN |
| Pontevedra | AG-41 | 15,39 | AG-41(15) | PERMANENTE-CONCESIÓN |
| Pontevedra | AG-41 | 17,94 | AG-41(17) | PERMANENTE-CONCESIÓN |
| Ourense | AG-31 | 0,70 | AG-31(0) | PERMANENTE-CONCESIÓN |
| Ourense | AG-31 | 6,40 | AG-31(6) | PERMANENTE-CONCESIÓN |
| Ourense | AG-31 | 10,80 | AG-31(10) | PERMANENTE-CONCESIÓN |
| Ourense | AG-31 | 16,20 | AG-31(16) | PERMANENTE-CONCESIÓN |

Nota: a estación AC-211(3)DGT atópase nun treito de estrada que actualmente non é de titularidade autonómica porque con data de 06/04/2016 foi transferido ao Concello de Culleredo. Non obstante, sigue empregándose como estación afín para certos treitos de titularidade autonómica.

Nota: la estación AC-211(3)DGT se encuentra en un tramo de carretera que actualmente no es de titularidad autonómica porque con fecha 06/04/2016 fue transferido al Ayuntamiento de Culleredo. No obstante, se sigue empleando como estación afín para ciertos tramos de titularidad autonómica.

6.- CARACTERÍSTICAS XERAIS DO TRÁFICO EN 2017

Analizando os datos rexistrados polas estacións de aforo que funcionaron tanto no ano 2016 como no 2017 despréndese que as intensidades rexistradas por elas experimentaron un aumento do 2,3 por cento para o global de Galicia, fronte ao ascenso do 2,2 por cento rexistrado no período 15-16. Desglosándoo por provincias, o aumento maior rexistrouse na provincia de A Coruña con un 2,5 por cento, seguida por Pontevedra co 2,4 por cento e Ourense co 2,2 por cento. O menor aumento rexistrouse na provincia de Lugo con un valor do 1,8 por cento.

Do tráfico rexistrado polas estacións de aforo durante 2017 o 7,3 por cento correspondeuse con vehículos pesados, valor igual ao rexistrado nesas mesmas estacións durante o ano anterior. Por provincias, as porcentaxes máis elevadas rexistráronse Lugo e Ourense, co 10,2% e o 7,5% respectivamente. Polo contrario, os valores

6.- CARACTERÍSTICAS GENERALES DEL TRÁFICO EN 2017

Analizando los datos registrados por las estaciones de aforo que funcionaron tanto en el año 2016 como en el 2017 se desprende que las intensidades registradas por ellas experimentaron un aumento del 2,3 por ciento para el global de Galicia, frente al aumento del 2,2 por ciento registrado en el periodo 15-16. Desglosándolo por provincias, el aumento mayor se registró en la provincia de A Coruña con un 2,5 por ciento, seguida por Pontevedra con el 2,4 por ciento y Ourense con el 2,2 por ciento. El menor aumento se registró en la provincia de Lugo con un valor del 1,8 por ciento.

Del tráfico registrado por las estaciones de aforo durante 2017 el 7,3 por ciento se correspondió con vehículos pesados, valor igual al registrado en las mismas estaciones durante el año anterior. Por provincias, los porcentajes más elevados se registraron en Lugo y Ourense, con el 10,2% y el 7,5% respectivamente. Por el contrario, los

mínimos correspondieron ás provincias de A Coruña e Pontevedra, co 6,6 e o 4,9 por cento respectivamente. Na seguinte táboa representáronse as lonxitudes da Rede Autonómica de Estradas de Galicia (RAEGA) por provincia e por intervalos de intensidade:

valores mínimos correspondieron a las provincias de A Coruña y Pontevedra, con el 6,6 y el 4,9 por ciento respectivamente. En la siguiente tabla se han representado las longitudes de la Rede Autonómica de Estradas de Galicia (RAEGA) por provincia y por intervalos de intensidad:

| LONXITUDES/LONGITUDES AFORADAS EN RAEGA POR INTERVALOS DE IMD | | | | | |
|---------------------------------------------------------------|-----------------|-----------------|-----------------|-----------------|-----------------|
| INTERVALO IMD | A Coruña | Lugo | Ourense | Pontevedra | Galicia |
| <1.000 | 266,66 | 806,11 | 503,54 | 351,30 | 1.927,61 |
| 1.000-2.999 | 624,42 | 487,84 | 394,95 | 339,49 | 1.846,70 |
| 3.000-4.999 | 407,63 | 121,39 | 72,57 | 178,06 | 779,65 |
| 5.000-9.999 | 259,72 | 69,90 | 39,67 | 258,04 | 627,33 |
| 10.000-14.999 | 134,43 | 5,29 | 16,11 | 119,66 | 275,49 |
| 15.000-24.999 | 30,25 | 0,00 | 1,83 | 49,34 | 81,42 |
| >25.000 | 9,84 | 0,00 | 0,00 | 0,00 | 9,84 |
| TOTAL | 1.732,95 | 1.490,53 | 1.028,67 | 1.295,89 | 5.548,04 |

Para a determinación desta táboa e das que seguen consideráronse todos os aforos realizados nos últimos anos, expandindo os datos ata o ano 2017 naqueles casos no que o aforo non fose deste mesmo ano.

Para la determinación de esta tabla y de las que siguen se han considerado todos los aforos realizados en los últimos años, expandiendo los datos hasta el año 2017 en aquellos casos en que el aforo no fuera de este mismo año.

Nas táboas que se acompañan inclúese o cálculo dos vehículos-kilómetro anuais por intervalos de intensidade, para cada unha das provincias:

En las tablas que se acompañan se incluye el cálculo de los vehículos-kilómetro anuales por intervalos de intensidad, para cada una de las provincias:

| A Coruña | | | | | | |
|----------------|---------------------------------|--------------|----------------------------------|------------------------------------|-------------|--|
| INTERVALO IM D | LONXITUDE (QM) LONGITUD (KM) | IM D MEDIA | VEH·KM (x10 ⁶) TOTAL | VEH·KM (x10 ⁶) PESADOS | % Pes. | |
| <1.000 | 266,66 | 500 | 48,7 | 4,0 | 8,2% | |
| 1.000-2.999 | 624,42 | 1.853 | 422,4 | 35,0 | 8,3% | |
| 3.000-4.999 | 407,63 | 3.934 | 585,3 | 42,9 | 7,3% | |
| 5.000-9.999 | 259,72 | 7.398 | 701,3 | 53,3 | 7,6% | |
| 10.000-14.999 | 134,43 | 12.287 | 602,9 | 31,7 | 5,3% | |
| 15.000-24.999 | 30,25 | 17.534 | 193,6 | 9,8 | 5,1% | |
| >=25.000 | 9,84 | 32.632 | 117,2 | 5,1 | 4,4% | |
| TOTAL | 1.732,95 | 4.223 | 2.671,4 | 181,8 | 6,8% | |

| Lugo | | | | | | |
|----------------|---------------------------------|--------------|----------------------------------|------------------------------------|-------------|--|
| INTERVALO IM D | LONXITUDE (QM) LONGITUD (KM) | IM D MEDIA | VEH·KM (x10 ⁶) TOTAL | VEH·KM (x10 ⁶) PESADOS | % Pes. | |
| <1.000 | 806,11 | 451 | 132,8 | 13,2 | 9,9% | |
| 1.000-2.999 | 487,84 | 1.869 | 332,8 | 33,7 | 10,1% | |
| 3.000-4.999 | 121,39 | 4.081 | 180,8 | 17,1 | 9,5% | |
| 5.000-9.999 | 69,90 | 6.702 | 171,0 | 17,2 | 10,1% | |
| 10.000-14.999 | 5,29 | 11.653 | 22,5 | 1,1 | 4,9% | |
| 15.000-24.999 | 0,00 | 0 | 0,0 | 0,0 | 0,0% | |
| >=25.000 | 0,00 | 0 | 0,0 | 0,0 | 0,0% | |
| TOTAL | 1.490,53 | 1.544 | 839,9 | 82,3 | 9,8% | |

| Ourense | | | | | | |
|----------------|---------------------------------|--------------|----------------------------------|------------------------------------|-------------|--|
| INTERVALO IM D | LONXITUDE (QM) LONGITUD (KM) | IM D MEDIA | VEH·KM (x10 ⁶) TOTAL | VEH·KM (x10 ⁶) PESADOS | % Pes. | |
| <1.000 | 503,54 | 438 | 80,5 | 7,1 | 8,8% | |
| 1.000-2.999 | 394,95 | 1.638 | 236,1 | 19,5 | 8,3% | |
| 3.000-4.999 | 72,57 | 3.760 | 99,6 | 6,2 | 6,2% | |
| 5.000-9.999 | 39,67 | 7.086 | 102,6 | 8,2 | 8,0% | |
| 10.000-14.999 | 16,11 | 13.078 | 76,9 | 5,7 | 7,4% | |
| 15.000-24.999 | 1,83 | 17.816 | 11,9 | 0,4 | 3,4% | |
| >=25.000 | 0,00 | 0 | 0,0 | 0,0 | 0,0% | |
| TOTAL | 1.028,67 | 1.618 | 607,6 | 47,1 | 7,8% | |

| Pontevedra | | | | | | |
|---------------|---------------------------------|--------------|----------------------------|-------|------------------------------------|-------------|
| INTERVALO IMD | LONXITUDE (QM) LONGITUD (KM) | IM D MEDIA | VEH·KM (x10 ⁶) | TOTAL | VEH·KM (x10 ⁶) PESADOS | % Pes. |
| <1.000 | 351,30 | 533 | 68,4 | | 4,7 | 6,9% |
| 1.000-2.999 | 339,49 | 1.888 | 233,9 | | 13,7 | 5,9% |
| 3.000-4.999 | 178,06 | 3.933 | 255,6 | | 14,0 | 5,5% |
| 5.000-9.999 | 258,04 | 7.372 | 694,3 | | 32,0 | 4,6% |
| 10.000-14.999 | 119,66 | 12.407 | 541,9 | | 23,8 | 4,4% |
| 15.000-24.999 | 49,34 | 17.619 | 317,3 | | 16,9 | 5,3% |
| >=25.000 | 0,00 | 0 | 0,0 | | 0,0 | 0,0% |
| TOTAL | 1.295,89 | 4.464 | 2.111,4 | | 105,1 | 5,0% |

Na seguinte táboa efectuouse o total dos catro cadros anteriores, obténdose por conseguinte, a táboa de vehículos-quilómetro por intervalos de I.M.D. para o conxunto de Galicia.

En la siguiente tabla se ha efectuado el total de los cuatro cuadros anteriores, obteniéndose, por consiguiente, la tabla de vehículos-kilómetro por intervalos de I.M.D. para el conjunto de Galicia.

| Galicia | | | | | | |
|---------------|---------------------------------|--------------|----------------------------|-------|------------------------------------|-------------|
| INTERVALO IMD | LONXITUDE (QM) LONGITUD (KM) | IM D MEDIA | VEH·KM (x10 ⁶) | TOTAL | VEH·KM (x10 ⁶) PESADOS | % Pes. |
| <1.000 | 1.927,61 | 470 | 330,4 | | 29,0 | 8,8% |
| 1.000-2.999 | 1.846,70 | 1.818 | 1.225,2 | | 101,9 | 8,3% |
| 3.000-4.999 | 779,65 | 3.940 | 1.121,3 | | 80,2 | 7,2% |
| 5.000-9.999 | 627,33 | 7.290 | 1.669,2 | | 110,7 | 6,6% |
| 10.000-14.999 | 275,49 | 12.373 | 1.244,2 | | 62,3 | 5,0% |
| 15.000-24.999 | 81,42 | 17.592 | 522,8 | | 27,1 | 5,2% |
| >=25.000 | 9,84 | 32.632 | 117,2 | | 5,1 | 4,4% |
| TOTAL | 5.548,04 | 3.077 | 6.230,3 | | 416,3 | 6,7% |

En canto ás porcentaxes de pesados, éstas son do mesmo orde de magnitude ás determinadas considerando só os rexistrados polas estacións de aforo magnéticas (7,3 por cento).

En cuanto a los porcentajes de pesados, éstos son del mismo orden de magnitud a los determinados considerando sólo los registrados por las estaciones de aforo magnéticas (7,3 por ciento).

Realizando a análise segundo tipo de rede para cada provincia obtemos os seguintes resultados.

Realizando el análisis según el tipo de red para cada provincia obtemos los siguientes resultados.

| A Coruña | | | | | |
|--------------|-----------------|----------------|----------------------------------|------------------------------------|-------------|
| TIPO REDE | LONXITUDE (QM) | IM D M E D I A | VEH·KM (x10 ⁶) TOTAL | VEH·KM (x10 ⁶) PESADOS | % P es. |
| TIPO RED | LONGITUD (KM) | | | | |
| VAC | 207,40 | 9.860 | 746,4 | 53,9 | 7,2% |
| PB | 564,68 | 5.352 | 1.103,1 | 70,9 | 6,4% |
| PC | 513,98 | 2.929 | 549,4 | 39,4 | 7,2% |
| S | 446,89 | 1.671 | 272,5 | 17,6 | 6,5% |
| TOTAL | 1.732,95 | 4.223 | 2.671,4 | 181,8 | 6,8% |

VAC (Vía alta capacidade/Vía alta capacidad), PB (Primaria básica), PC (Primaria complementaria), S (Secundaria)

| Lugo | | | | | |
|--------------|-----------------|----------------|----------------------------------|------------------------------------|-------------|
| TIPO REDE | LONXITUDE (QM) | IM D M E D I A | VEH·KM (x10 ⁶) TOTAL | VEH·KM (x10 ⁶) PESADOS | % P es. |
| TIPO RED | LONGITUD (KM) | | | | |
| VAC | 114,13 | 4.695 | 195,6 | 19,8 | 10,1% |
| PB | 239,55 | 2.982 | 260,7 | 24,2 | 9,3% |
| PC | 483,93 | 1.368 | 241,7 | 24,6 | 10,2% |
| S | 652,92 | 595 | 141,9 | 13,7 | 9,7% |
| TOTAL | 1.490,53 | 1.544 | 839,9 | 82,3 | 9,8% |

VAC (Vía alta capacidade/Vía alta capacidad), PB (Primaria básica), PC (Primaria complementaria), S (Secundaria)

| Ourense | | | | | |
|--------------|-----------------|----------------|----------------------------------|------------------------------------|-------------|
| TIPO REDE | LONXITUDE (QM) | IM D M E D I A | VEH·KM (x10 ⁶) TOTAL | VEH·KM (x10 ⁶) PESADOS | % P es. |
| TIPO RED | LONGITUD (KM) | | | | |
| VAC | 47,97 | 7.522 | 131,7 | 11,4 | 8,7% |
| PB | 298,83 | 2.478 | 270,3 | 20,4 | 7,5% |
| PC | 99,18 | 1.320 | 47,8 | 3,8 | 7,9% |
| S | 582,69 | 742 | 157,8 | 11,5 | 7,3% |
| TOTAL | 1.028,67 | 1.618 | 607,6 | 47,1 | 7,8% |

VAC (Vía alta capacidade/Vía alta capacidad), PB (Primaria básica), PC (Primaria complementaria), S (Secundaria)

| Pontevedra | | | | | |
|--------------|-----------------|----------------|----------------------------------|------------------------------------|-------------|
| TIPO REDE | LONXITUDE (QM) | IM D M E D I A | VEH·KM (x10 ⁶) TOTAL | VEH·KM (x10 ⁶) PESADOS | % P es. |
| TIPO RED | LONGITUD (KM) | | | | |
| VAC | 127,55 | 8.996 | 418,8 | 21,0 | 5,0% |
| PB | 310,33 | 7.569 | 857,4 | 46,5 | 5,4% |
| PC | 336,28 | 4.059 | 498,2 | 21,9 | 4,4% |
| S | 521,73 | 1.770 | 337,0 | 15,7 | 4,7% |
| TOTAL | 1.295,89 | 4.464 | 2.111,4 | 105,1 | 5,0% |

VAC (Vía alta capacidade/Vía alta capacidad), PB (Primaria básica), PC (Primaria complementaria), S (Secundaria)

Na seguinte táboa efectuouse o total dos catro cadros anteriores, obténdose, por conseguinte, a táboa de vehículos-quilómetro por tipo de rede para o conxunto de Galicia.

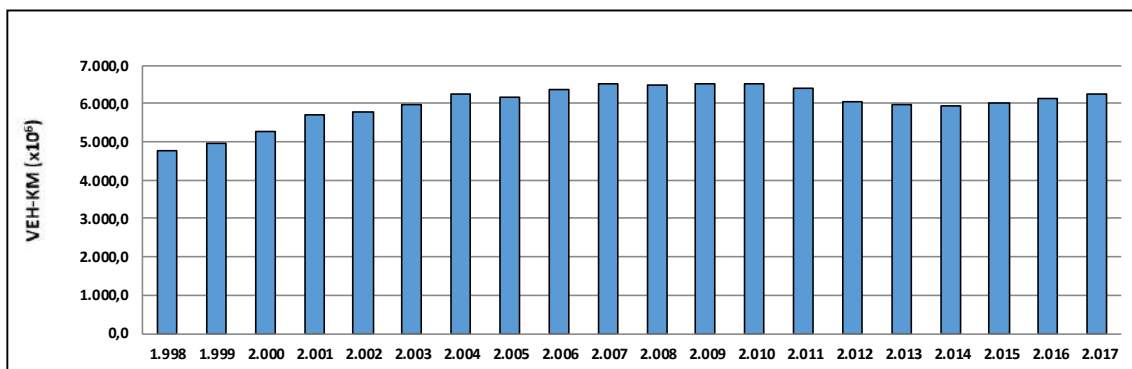
En la siguiente tabla se ha efectuado el total de los cuatro cuadros anteriores, obteniéndose, por consiguiente, la tabla de vehículos-kilómetro por tipo de red para el conjunto de Galicia.

| Galicia | | | | | |
|--------------|-----------------|--------------|----------------------------------|------------------------------------|-------------|
| TIPO REDE | LONXITUDE (QM) | IM D MEDIA | VEH·KM (x10 ⁶) TOTAL | VEH·KM (x10 ⁶) PESADOS | % Pes. |
| TIPO RED | LONGITUD (KM) | | | | |
| VAC | 497,05 | 8.227 | 1.492,5 | 106,1 | 7,1% |
| PB | 1.413,39 | 4.830 | 2.491,5 | 162,0 | 6,5% |
| PC | 1.433,37 | 2.556 | 1.337,1 | 89,7 | 6,7% |
| S | 2.204,23 | 1.130 | 909,2 | 58,5 | 6,4% |
| TOTAL | 5.548,04 | 3.077 | 6.230,3 | 416,3 | 6,7% |

VAC (*Vía alta capacidade* /Via alta capacidad), PB (Primaria básica), PC (Primaria complementaria), S (Secundaria)

Por último, obsérvase a continuación a evolución do tráfico dos últimos vinte anos. Na táboa compáranse os valores de lonxitude total da rede, IMD e vehículos-kilómetro para cada ano. Obtense, ademais, o incremento anual do tráfico para cada ano con respecto ao anterior, e o crecemento medio anual desde 1998 ata cada un dos anos posteriores.

Por último, se observa a continuación la evolución del tráfico de los últimos veinte años. En la tabla se comparan los valores de longitud total de la red, IMD y vehículos-kilómetro para cada año. Se obtiene, además, el incremento anual del tráfico para cada año con respecto al anterior y el crecimiento medio anual desde 1998 hasta cada uno de los años posteriores.



| Galicia | | | | | |
|---------|---------------------------------|-----------|----------------------------|------------------|------------------------------------|
| ANO/AÑO | LONXITUDE (QM) LONGITUD (KM) | IMD MEDIA | VEH-KM (x10 ⁶) | Incremento anual | Crecimiento medio anual desde 1998 |
| 1.998 | 4.448,7 | 2.947 | 4.784,5 | | |
| 1.999 | 4.588,5 | 2.958 | 4.953,6 | 3,5% | 3,5% |
| 2.000 | 5.044,0 | 2.865 | 5.274,4 | 6,5% | 5,0% |
| 2.001 | 5.097,8 | 3.055 | 5.684,0 | 7,8% | 5,9% |
| 2.002 | 5.131,2 | 3.083 | 5.774,7 | 1,6% | 4,8% |
| 2.003 | 5.214,9 | 3.145 | 5.985,5 | 3,7% | 4,6% |
| 2.004 | 5.258,4 | 3.244 | 6.226,5 | 4,0% | 4,5% |
| 2.005 | 5.291,4 | 3.202 | 6.183,3 | -0,7% | 3,7% |
| 2.006 | 5.307,5 | 3.274 | 6.342,0 | 2,6% | 3,6% |
| 2.007 | 5.372,2 | 3.321 | 6.512,9 | 2,7% | 3,5% |
| 2.008 | 5.418,1 | 3.263 | 6.469,9 | -0,7% | 3,1% |
| 2.009 | 5.434,9 | 3.279 | 6.504,5 | 0,5% | 2,8% |
| 2.010 | 5.429,3 | 3.293 | 6.525,6 | 0,3% | 2,6% |
| 2.011 | 5.446,0 | 3.227 | 6.414,6 | -1,7% | 2,3% |
| 2.012 | 5.474,4 | 3.011 | 6.033,8 | -5,9% | 1,7% |
| 2.013 | 5.491,6 | 2.981 | 5.974,9 | -1,0% | 1,5% |
| 2.014 | 5.502,5 | 2.958 | 5.940,7 | -0,6% | 1,4% |
| 2.015 | 5.513,7 | 2.990 | 6.017,8 | 1,3% | 1,4% |
| 2.016 | 5.549,9 | 3.020 | 6.134,7 | 1,9% | 1,4% |
| 2.017 | 5.548,0 | 3.077 | 6.230,3 | 1,6% | 1,4% |

7.- DESCRIPCIÓN DOS DATOS INCLUIDOS NA MEMORIA

Para cada unha das estacións de aforo magnéticas explotadas durante o ano 2017 realizouse unha ficha que contén a información máis relevante para coñecer as características do tráfico nesa sección de control.

Estas fichas posúen cinco bloques de datos, consistentes en datos xerais, variación mensual, semana media, día medio e evolución anual. Os datos xerais, emplazados na parte superior da ficha, conteñen a información para emplazar a estación (denominación, estrada, pk e tipo de estación) e os datos de aforo principais (I.M.D., porcentaxe de pesados e as intensidades de proxecto I₃₀ e I₁₅₀). Na semana media reflíctese a variación da intensidade diaria e a porcentaxe de pesados en función do día da semana *(Ver apartado 9. Incidencias nos datos de tráfico de 2017).

7.-DESCRIPCIÓN DE LOS DATOS INCLUIDOS EN LA MEMORIA

Para cada una de las estaciones de aforo magnéticas explotadas durante el año 2017 se ha realizado una ficha que contiene la información más relevante para conocer las características del tráfico en esa sección de control.

Estas fichas poseen cinco bloques de datos consistentes en datos generales, variación mensual, semana media, día medio y evolución anual. Los datos generales, emplazados en la parte superior de la ficha, contienen la información para emplazar la estación (denominación, carretera, pk y tipo de estación) y los datos de aforo principales (I.M.D., porcentaje de pesados y las intensidades de proyecto I₃₀ e I₁₅₀). En la semana media se refleja la variación de la intensidad diaria y el porcentaje de pesados en función del día de la semana *(Ver apartado 9. Incidencias en los datos de tráfico de 2017).

Na variación mensual reflíctese a evolución dos dous parámetros anteriores, en función dos diferentes meses do ano. Tamén se representan os meses con datos reais e reconstruídos (estimados pola comparación cos datos reais de anos anteriores ou cos datos reais de estacións afíns), de xeito que os primeiros aparecen en cor negro e os segundos en vermello.

Para rematar, na parte inferior da ficha recóllese a variación da intensidade horaria media anual ao longo do día, diferenciando entre día medio, día laborable e día festivo. Na parte dereita da ficha aparece representada graficamente a variación deses parámetros, referenciándoos non como valor absoluto, senón como porcentaxe da I.M.D. Para rematar tamén inclúese a evolución da I.M.D. desde 2013 ata 2017.

En la variación mensual se refleja la evolución de los dos parámetros anteriores en función de los diferentes meses del año. También se han representado los meses con datos reales y reconstruidos (estimados por la comparación con los datos reales de años anteriores o con los datos reales de estaciones afines), de manera que los primeros están en color negro y los segundos en rojo.

Finalmente, en la parte inferior de la ficha se recoge la variación de la intensidad horaria media anual a lo largo del día, diferenciando entre día medio, día laborable y día festivo. En la parte derecha de la ficha se ha representado gráficamente la variación de esos parámetros, referenciándolos no como valor absoluto, sino como porcentaje de la I.M.D. Para finalizar también se incluye la evolución de la I.M.D. desde 2013 hasta 2017.

8. - ANEXO DE DEFINICIÓN

INTENSIDADE MEDIA DIARIA (I.M.D.): Número total de vehículos que pasan durante un ano por unha sección transversal da estrada, dividido polo número de días do ano.

INTENSIDADE DIARIA: Número total de vehículos que pasan durante un día determinado por unha sección transversal da estrada.

INTENSIDADE HORARIA: Número total de vehículos que pasan durante unha hora determinada por unha sección transversal da estrada.

INTENSIDADE NA HORA TRINTA (30): Intensidade de tráfico que, en rango de maior a menor, ocupa o lugar trinta (30), nunha ordenación hora por hora ao longo dun (1) ano.

INTENSIDADE NA HORA CENTO CINCUENTA (150): Intensidade do tráfico que, en rango de maior a menor, ocupa o lugar cento cincuenta (150), nunha ordenación

8.- ANEJO DE DEFINICIONES

INTENSIDAD MEDIA DIARIA (I.M.D.): Número total de vehículos que pasan durante un año por una sección transversal de la carretera, dividido por el número de días del año.

INTENSIDAD DIARIA: Número total de vehículos que pasan durante un día determinado por una sección transversal de la carretera.

INTENSIDAD HORARIA: Número total de vehículos que pasan durante una hora determinada por una sección transversal de la carretera.

INTENSIDAD EN LA HORA TREINTA (30): Intensidad de tráfico que, en rango de mayor a menor, ocupa el lugar treinta (30), en una ordenación hora por hora a lo largo de un (1) año.

INTENSIDAD EN LA HORA CIENTO CINCUENTA (150): Intensidad del tráfico que, en rango de mayor a menor, ocupa el lugar ciento cincuenta (150), en una ordenación

hora por hora ao longo dun (1) ano.

ESTACIÓNS DE AFORO PERMANENTES: Son estacións nas que se aforan todas as horas de todos os días do ano, por medio dun rexistrador de detección magnética.

ESTACIÓNS DE AFORO SEMIPERMANENTES: Son estacións de detección magnética que aforan todas as horas durante períodos de 30 días en meses alternos, de tal maneira que ao longo do ano rexistraran o tráfico durante seis meses.

ESTACIÓNS DE AFORO COMPLEMENTARIAS: Considéranse estacións complementarias todas aquelas que non entran nas tipoloxías anteriores. Dentro desta categoría encóntranse dous tipoloxías, aquelas que utilizan a detección magnética e polo tanto son estacións fixas, e ás estacións móbiles que utilizan detección pneumática.

ción hora por hora a lo largo de un (1) año.

ESTACIONES DE AFORO PERMANENTES: Son estaciones en las que se aforan todas las horas de todos los días del año, por medio de un registrador de detección magnética.

ESTACIONES DE AFORO SEMIPERMANENTES: Son estaciones de detección magnética que aforan todas las horas durante períodos de 30 días en meses alternos, de tal manera que a lo largo del año hayan registrado el tráfico durante seis meses.

ESTACIONES DE AFORO COMPLEMENTARIAS: Se considerarán estaciones complementarias todas aquellas que no entran en las tipologías anteriores. Dentro de esta categoría se encuentran dos tipologías, aquellas que utilizan la detección magnética y por tanto son estaciones fijas, y las estaciones móbiles que utilizan detección neumática.

SEMANA MEDIA: Valor medio das intensidades diarias de todo un ano agrupado por días da semana ou tipos de días (laborais ou festivos).

VARIACIÓN MENSUAL: Valor medio das intensidades diarias dun determinado mes.

HORA MEDIA: Valor medio, dunha hora concreta, de todos os días dun ano. Distínguese entre día laboral, festivo e medio.

DÍA MEDIO: A media das horas medias. Distínguese entre día laboral, festivo e medio.

SEMANA MEDIA: Valor medio de las intensidades diarias de todo un año agrupado por días de la semana o tipos de días (laborales o festivos).

VARIACIÓN MENSUAL: Valor medio de las intensidades diarias de un determinado mes.

HORA MEDIA: Valor medio, de una hora concreta, de todos los días de un año. Se distingue entre día laboral, festivo y medio.

DÍA MEDIO: La media de las horas medias. Se distingue entre día laboral, festivo y medio.

9. - INCIDENCIAS NOS DATOS DE TRÁFICO DE 2017

- Tráfico total.

Pódense destacar principalmente algunhas estacións afectadas por incidencias na rede de estradas que repercutiron no tráfico rexistrado. Non obstante, non se pretende obter unha lista exhaustiva de estacións afectadas por todas as incidencias ocorridas na rede.

- No mes de xaneiro entra en servizo a estrada autonómica CG-2.3 dende San Cibrao ata Celeiro afectando ao tráfico rexistrado pola estación de aforo LU-862(90).

- Nos meses de xaneiro, febreiro, outubro, novembro e decembro producíronse cortes de tráfico no CG-4.1 motivados pola obra da súa conversión en autovía afectando ao tráfico rexistrado por varias estacións de aforo, principalmente: CG-4.1(0), PO-551(21), PO-551(32) y VG-4.5(2).

9.- INCIDENCIAS EN LOS DATOS DE TRÁFICO DE 2017

- Tráfico total.

Se pueden destacar principalmente algunas estaciones afectadas por incidencias en la red de carreteras que han repercutido en el tráfico registrado. No obstante, no se pretende obtener una lista exhaustiva de estaciones afectadas por todas las incidencias ocurridas en la red.

- En el mes de enero entra en servicio el vial autonómico CG-2.3 desde San Cibrao hasta Celeiro afectando al tráfico registrado por la estación de aforo LU-862(90).

- En los meses de enero, febrero, octubre, noviembre y diciembre se produjeron cortes de tráfico en el CG-4.1 motivados por la obra de su conversión en autovía afectando al tráfico registrado por varias estaciones de aforo, principalmente: CG-4.1(0), PO-551(21), PO-551(32) y VG-4.5(2).

- Tráfico pesado.

O aforo de vehículos pesados nas estacións de detección magnética (espiras) obtense de forma indirecta diferenciando os vehículos lixeiros dos pesados pola súa lonxitude.

Durante o ano 2003, o estudio pormenorizado da composición do tráfico levou a modifica-la lonxitude mínima dun vehículo para consideralo pesado, pasando dos 5 metros, que ata entón servían como referente, a 6 metros, polo que reprogramáronse todos os equipos das estacións de aforo no ano 2003. En vista dos resultados obtidos e trala realización de diferentes probas, decidiuse cambia-la lonxitude de discriminación a 5,75 metros durante o ano 2005.

- Tráfico pesado.

El aforo de vehículos pesados en las estaciones de detección magnética (espiras) se obtiene de forma indirecta diferenciando los vehículos ligeros de los pesados por su longitud.

Durante el año 2003, el estudio pormenorizado de la composición del tráfico llevó a modificar la longitud mínima de un vehículo para considerarlo pesado, pasando de los 5 metros, que hasta entonces servían como referente, a 6 metros, por lo que se reprogramaron todos los equipos de las estaciones de aforo en el año 2003. En vista de los resultados obtenidos y tras la realización de diferentes pruebas, se decidió cambiar la longitud de discriminación a 5,75 metros durante el año 2005.

Este cambio de criterio impide efectuar comparacións entre as porcentaxes de pesados do período 2005 ao 2017 cos anos anteriores, e, como é lóxico, produciuse un cambio xeneralizado da porcentaxe de pesados nos datos rexistrados polas estacións de aforo.

Este cambio de criterio impide efectuar comparaciones entre los porcentajes de pesados del período 2005 al 2017 con los años anteriores, y, como es lógico, se ha producido un descenso generalizado del porcentaje de pesados en los datos registrados por las estaciones de aforo.

10. – CALENDARIO 2017

A continuación, enuméranse os festivos durante 2017 na Comunidade Autónoma Galega, por orde cronolóxico, que tivéronse en conta na redacción desta Memoria:

| | |
|------------|---------------------------------------------------------------|
| 06/01/2017 | Día de Reis / Día de Reyes |
| 13/04/2017 | Xoves Santo / Jueves Santo |
| 14/04/2017 | Venres Santo / Viernes Santo |
| 01/05/2017 | Festa do Traballo / Fiesta del Trabajo |
| 17/05/2017 | Día das Letras Galegas / Día de la Letras Gallegas |
| 25/07/2017 | Día Nacional de Galicia / Día Nacional de Galicia |
| 15/08/2017 | A Asunción / La Asunción |
| 12/10/2017 | Festa Nacional de España / Fiesta Nacional de España |
| 01/11/2017 | Todos os Santos / Todos los Santos |
| 06/12/2017 | Día da Constitución Española/ Día de la Constitución Española |
| 08/12/2017 | Inmaculada / Inmaculada |
| 25/12/2017 | Nadal / Navidad |

Fonte: Decreto 76/2016, do 09 de xuño, polo que se determinan as festas da Comunidade Autónoma de Galicia do calendario laboral para o ano 2017 (DOG 07/07/2016) e Resolución do 04 de outubro de 2016, da Dirección Xeral de Emprego, pola que se publica a relación de festas laborales para o ano 2017 (CE BOE 08/10/2016)

Nota: Non se relacionan os festivos que coinciden en domingo

10.- CALENDARIO 2017

A continuación, se enumeran los festivos durante 2017 en la Comunidad Autónoma Gallega, por orden cronológico, que se han tenido en cuenta en la redacción de esta Memoria:

Fuente: Decreto 76/2016, de 09 de junio, por el que se determinan las fiestas de la Comunidad Autónoma de Galicia del calendario laboral para el año 2017 (DOG 07/07/2016) y Resolución del 04 de octubre de 2016, de la Dirección General de Empleo, por la que se publica la relación de fiestas laborales para el año 2016 (CE BOE 08/10/2016)

Nota: No se relacionan los festivos que coinciden en domingo.

LISTADO DE ESTACIONES

LISTADO DE ESTACIONES

1. A CORUÑA (1 DE 3)
2. A CORUÑA (2 DE 3)
3. A CORUÑA (3 DE 3)
4. LUGO (1 DE 2)
5. LUGO (2 DE 2)
6. OURENSE (1 DE 2)
7. OURENSE (2 DE 2)
8. PONTEVEDRA (1 DE 3)
9. PONTEVEDRA (2 DE 3)
10. PONTEVEDRA (3 DE 3)

PROVINCIA DE A CORUÑA

2017

| Código Estación | Tipo | Cuadríc. | | Nome / Nombre | Treito / Tramo | Rede Red | IMD | %Pes |
|-----------------|------|----------|---|-----------------------------|---------------------------------------------------------------------|----------|--------|-------|
| | | X | Y | | | | | |
| AC-101(4) | Per | 13 | T | As Pontes (AC-101) | As Pontes (AC-119) - CP-4401 | PC | 1.653 | 9,0% |
| AC-102(4) | Per | 11 | V | Cerdido | Cerdido - Esteiro (AC-566) | PC | 1.112 | 6,0% |
| AC-115(2) | Com | 10 | T | Neda | Enl. AP-9 - Xubia (AC-862) | PC | 9.204 | 3,9% |
| AC-133(1) | Com | 10 | T | Fene (AC-133) | Fene (N-651) - Maniños (Estr. Dip) | S | 8.536 | 2,6% |
| AC-133(6) | Per | 10 | T | Piñeiro | A Gallada (AC-122) - Franza (AC-123) | S | 3.543 | 3,4% |
| AC-151(10) | Per | 11 | S | Queixeiro | Ponte da Pedra (AC-144) - Monfero | S | 1.241 | 11,4% |
| AC-164(2) | Per | 10 | R | Bergondo (AC-164) | Guísamo (N-VI) - Bergondo (AC-162) | PC | 14.072 | 5,0% |
| AC-164(7) | Per | 10 | R | Insua | Bergondo (AC-162) - Ínsua (N-651) | PC | 11.120 | 3,5% |
| AC-211(3) | Per | 8 | R | Fonteculler | Lim. Mun. en Fonteculler - A Pasaxe (N-VI) | PC | 20.975 | 1,9% |
| AC-221(3) | Per | 9 | R | Catro Camiños | San Pedro de Nos (N-VI) - Catro Camiños (AC-214) | S | 3.363 | 3,6% |
| AC-240(10) | Com | 9 | M | Touro (AC-240) | Burres (N-547) - Fonte Díaz (CP-6602) | S | 532 | 9,2% |
| AC-250(0) | Per | 8 | N | Barciela | Sigüeiro (N-550) - Labacolla (A-54) | S | 4.275 | 6,8% |
| AC-301(2) | Per | 6 | L | Oín | Padrón (AC-299) - Rois (CP-3302) | PC | 3.318 | 7,2% |
| AC-305(0) | Com | 6 | K | Dodro | Padrón (AG-11) - Bexo (AC-306) | PC | 3.296 | 4,6% |
| AC-305(13) | Com | 5 | K | Araño | Bexo (AC-306) - Enl. Taragoña (AG-11) | PC | 2.178 | 5,3% |
| AC-305(30) | Com | 4 | J | Pobra do Caramiñal (AC-305) | Boiro (Desvío Enl. Boiro Norte AG-11) - Pobra do Caramiñal (AC-302) | PC | 6.773 | 3,9% |
| AC-306(1) | Com | 6 | K | Bexo | Bexo (AC-305) - O Regueiro (AC-553) | S | 441 | 6,6% |
| AC-400(24) | Com | 7 | P | Pico Cedeira | Fin Cerceda - A Silva (AC-413) | PC | 2.729 | 10,1% |
| AC-400(35) | Com | 6 | P | Castiñeiro (AC-400) | A Silva (AC-413) - O Empalme (Estda. A Carballo) | PC | 1.645 | 13,6% |
| AC-400(72) | Com | 4 | N | Pino do Val (AC-400) | A Pereira (AC-441) - Pino do Val | PC | 3.054 | 9,4% |
| AC-404(14) | Com | 4 | P | Zas | Zas (DP-9304) - Baio (AC-552) | PC | 2.380 | 6,6% |
| AC-406(26) | Per | 5 | O | Ser | Ponte Failde (AC-444) - Santa Comba (AC-400) | PC | 3.855 | 8,8% |
| AC-413(6) | Per | 8 | P | Lesta | Ordes (CP-5903) - A Silva (AC-400) | PC | 2.285 | 12,2% |
| AC-418(5) | Per | 5 | Q | Buño | Carballo (AG-55) - Buño Sur (AC-414) | PC | 8.851 | 5,5% |
| AC-419(4) | Com | 5 | Q | Pazos | Buño (AC-422) - Ponteceso (AC-424) | PC | 4.287 | 6,4% |
| AC-432(4) | Com | 3 | P | Vimianzo | Vimianzo (AC-552) - Resesindes (AC-433) | PC | 3.232 | 6,5% |
| AC-440(2) | Com | 3 | O | Berdoias | Berdoias (AC-552) - Muiños | PC | 1.750 | 7,8% |
| AC-441(9) | Com | 3 | O | Baiñas | Pereira (AC-400) - Boudañeira (AC-442) | PC | 2.846 | 11,5% |
| AC-523(7) | Per | 8 | Q | Río Anllóns | AC-400 - Cruce da Canteira (CP-1913) | PB | 9.542 | 10,7% |
| AC-524(5) | Com | 9 | O | Ordes | Enl. A9 - Xanceda (AC-223) | PB | 2.953 | 10,2% |
| AC-527(0) | Com | 9 | R | Variante Oleiros (AC-527) | Oleiros (AG-13) - Oleiros (DP-1707) | PB | 3.988 | 1,9% |

TIPO: PER (Permanente), SEM (Semipermanente) y COM (Complementaria)

REDE: VAC (Vía alta capacidade), PB (Primaria básica), PC (Primaria complementaria) y S (Secundaria)

Estación: **AC-101(4)**Tipo: **PER**

MEMORIA DE AFOROS 2017

Rede/Red: **PC**IMD: **1.653**

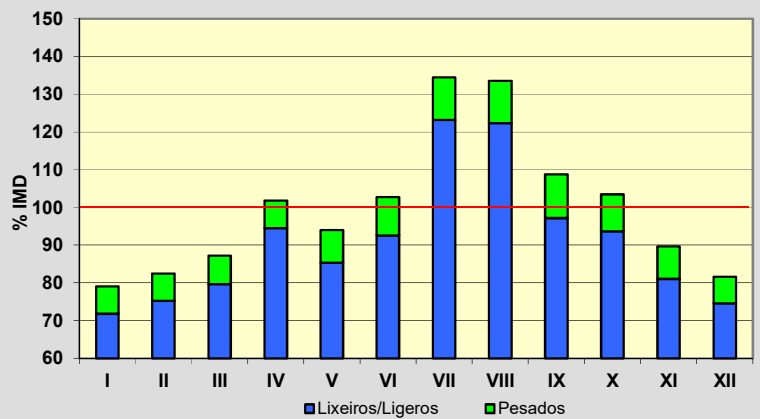
Nome/Nombre:

As Pontes (AC-101)IMDp: **148** I₃₀: **243**

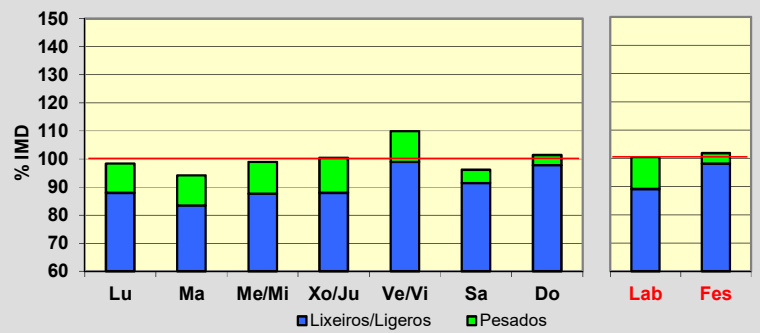
Treito/Tramo:

As Pontes (AC-119) - CP-4401% Pes.: **9,0** I₁₅₀: **187****Variación Mensual**

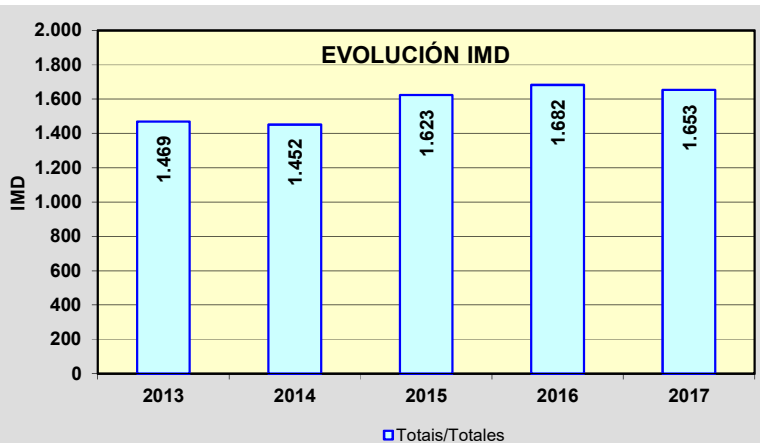
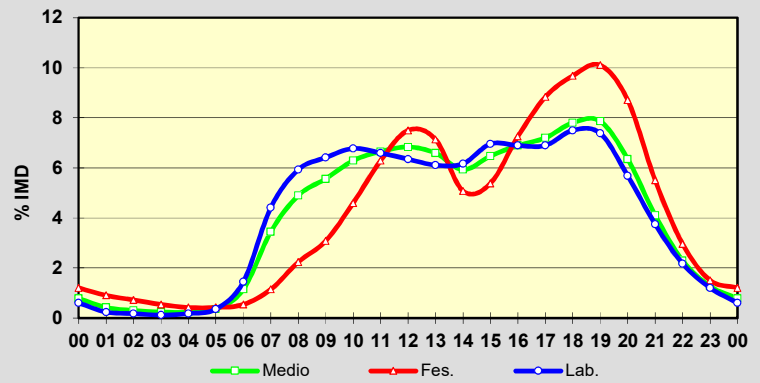
| | I.M.D. | % I.M.D. | % Pes. |
|------|--------|----------|--------|
| I | 1.307 | 79,07 | 9,2 |
| II | 1.363 | 82,46 | 8,7 |
| III | 1.441 | 87,17 | 8,6 |
| IV | 1.683 | 101,81 | 7,2 |
| V | 1.554 | 94,01 | 9,3 |
| VI | 1.698 | 102,72 | 9,9 |
| VII | 2.223 | 134,48 | 8,4 |
| VIII | 2.207 | 133,51 | 8,3 |
| IX | 1.798 | 108,77 | 10,6 |
| X | 1.710 | 103,45 | 9,4 |
| XI | 1.482 | 89,66 | 9,6 |
| XII | 1.349 | 81,61 | 8,6 |

**Semana Media**

| | I.M.D. | % I.M.D. | % Pes. |
|-------|--------|----------|--------|
| Lu | 1.627 | 98,43 | 10,7 |
| Ma | 1.556 | 94,13 | 11,4 |
| Me/Mi | 1.637 | 99,03 | 11,5 |
| Xo/Ju | 1.660 | 100,42 | 12,5 |
| Ve/Vi | 1.817 | 109,92 | 9,9 |
| Sa | 1.590 | 96,19 | 4,9 |
| Do | 1.676 | 101,39 | 3,5 |
| Lab | 1.659 | 100,36 | 11,2 |
| Fes | 1.683 | 101,81 | 3,7 |

**Día Medio**

| | Lab. | Fes. | Medio |
|----|--------------|--------------|--------------|
| 00 | 10 | 20 | 13 |
| 01 | 4 | 15 | 7 |
| 02 | 3 | 12 | 5 |
| 03 | 2 | 9 | 4 |
| 04 | 3 | 7 | 4 |
| 05 | 6 | 7 | 6 |
| 06 | 24 | 9 | 19 |
| 07 | 73 | 19 | 57 |
| 08 | 98 | 37 | 81 |
| 09 | 106 | 51 | 92 |
| 10 | 112 | 76 | 104 |
| 11 | 109 | 104 | 110 |
| 12 | 105 | 124 | 113 |
| 13 | 101 | 118 | 109 |
| 14 | 102 | 84 | 98 |
| 15 | 115 | 89 | 107 |
| 16 | 114 | 120 | 114 |
| 17 | 114 | 146 | 119 |
| 18 | 124 | 160 | 129 |
| 19 | 122 | 167 | 130 |
| 20 | 94 | 144 | 105 |
| 21 | 62 | 91 | 68 |
| 22 | 36 | 49 | 38 |
| 23 | 20 | 25 | 21 |
| | 1.659 | 1.683 | 1.653 |



Estación: **AC-102(4)**Tipo: **PER****MEMORIA DE AFOROS 2017**Rede/Red: **PC**IMD: **1.112**

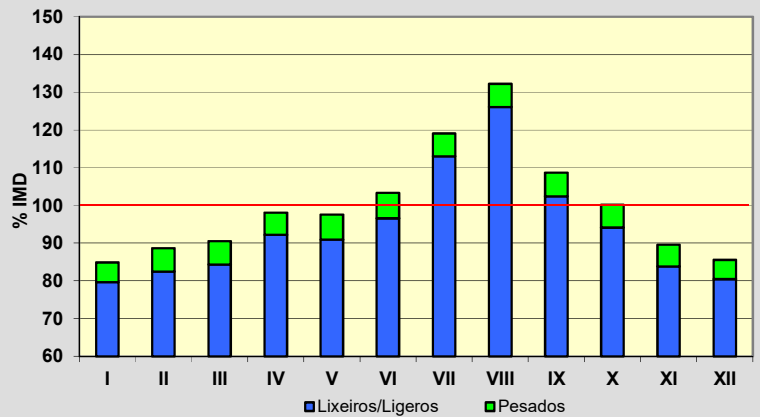
Nome/Nombre:

CerdidoIMDp: **67** I₃₀: **128**

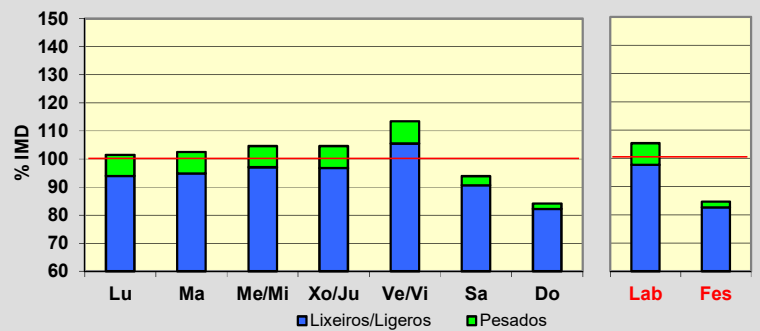
Treito/Tramo:

Cerdido - Esteiro (AC-566)% Pes.: **6,0** I₁₅₀: **106****Variación Mensual**

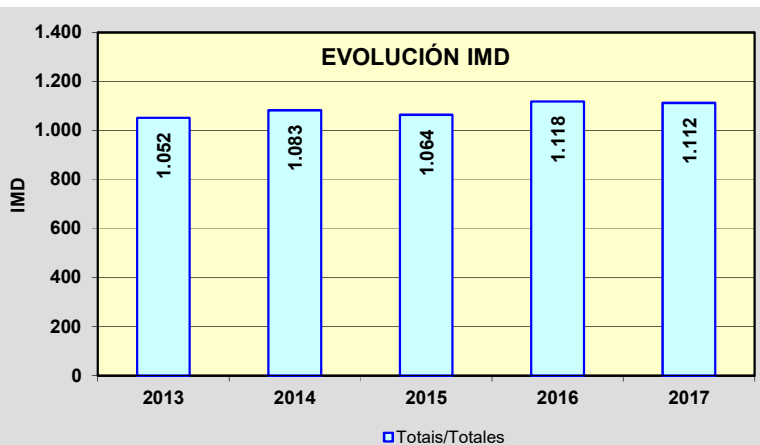
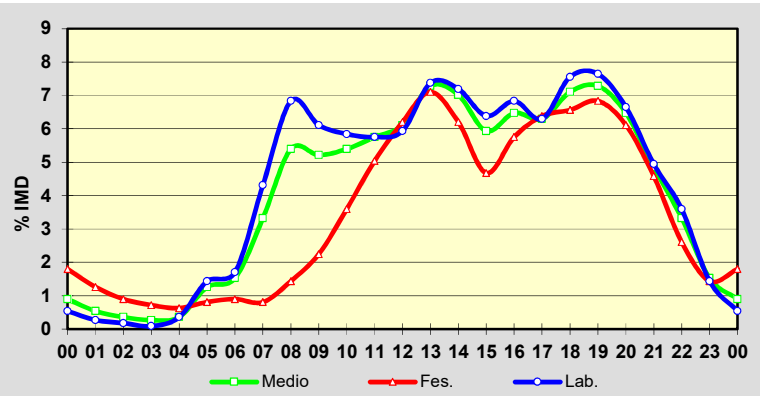
| | I.M.D. | % I.M.D. | % Pes. |
|------|--------|----------|--------|
| I | 944 | 84,89 | 6,1 |
| II | 986 | 88,67 | 7,0 |
| III | 1.007 | 90,56 | 6,9 |
| IV | 1.091 | 98,11 | 6,0 |
| V | 1.085 | 97,57 | 6,8 |
| VI | 1.149 | 103,33 | 6,5 |
| VII | 1.324 | 119,06 | 5,1 |
| VIII | 1.470 | 132,19 | 4,6 |
| IX | 1.209 | 108,72 | 5,8 |
| X | 1.114 | 100,18 | 6,0 |
| XI | 996 | 89,57 | 6,4 |
| XII | 951 | 85,52 | 5,9 |

**Semana Media**

| | I.M.D. | % I.M.D. | % Pes. |
|-------|--------|----------|--------|
| Lu | 1.129 | 101,53 | 7,4 |
| Ma | 1.140 | 102,52 | 7,5 |
| Me/Mi | 1.163 | 104,59 | 7,1 |
| Xo/Ju | 1.163 | 104,59 | 7,5 |
| Ve/Vi | 1.261 | 113,40 | 7,0 |
| Sa | 1.044 | 93,88 | 3,4 |
| Do | 936 | 84,17 | 2,4 |
| Lab | 1.171 | 105,31 | 7,3 |
| Fes | 941 | 84,62 | 2,3 |

**Día Medio**

| | Lab. | Fes. | Medio |
|--------------|--------------|------------|--------------|
| 00 | 6 | 20 | 10 |
| 01 | 3 | 14 | 6 |
| 02 | 2 | 10 | 4 |
| 03 | 1 | 8 | 3 |
| 04 | 4 | 7 | 4 |
| 05 | 16 | 9 | 14 |
| 06 | 19 | 10 | 17 |
| 07 | 48 | 9 | 37 |
| 08 | 76 | 16 | 60 |
| 09 | 68 | 25 | 58 |
| 10 | 65 | 40 | 60 |
| 11 | 64 | 56 | 64 |
| 12 | 66 | 69 | 68 |
| 13 | 82 | 79 | 81 |
| 14 | 80 | 69 | 78 |
| 15 | 71 | 52 | 66 |
| 16 | 76 | 64 | 72 |
| 17 | 70 | 71 | 70 |
| 18 | 84 | 73 | 79 |
| 19 | 85 | 76 | 81 |
| 20 | 74 | 68 | 72 |
| 21 | 55 | 51 | 54 |
| 22 | 40 | 29 | 37 |
| 23 | 16 | 16 | 17 |
| Total | 1.171 | 941 | 1.112 |



Estación: **AC-115(2)**Tipo: **COM****MEMORIA DE AFOROS 2017**Rede/Red: **PC**IMD: **9.204**

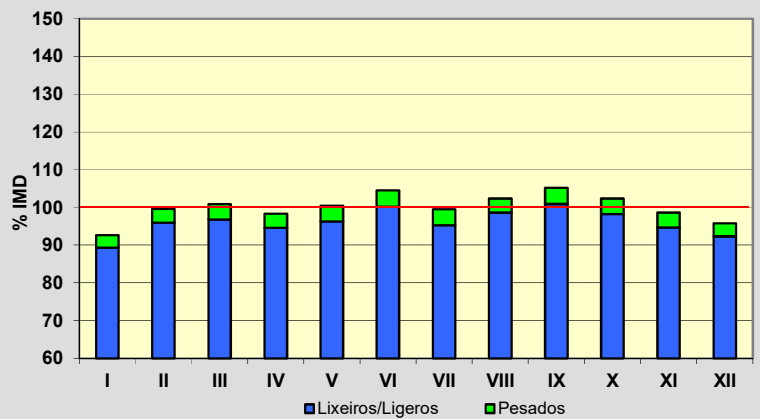
Nome/Nombre:

NedaIMDp: **360** I₃₀: **812**

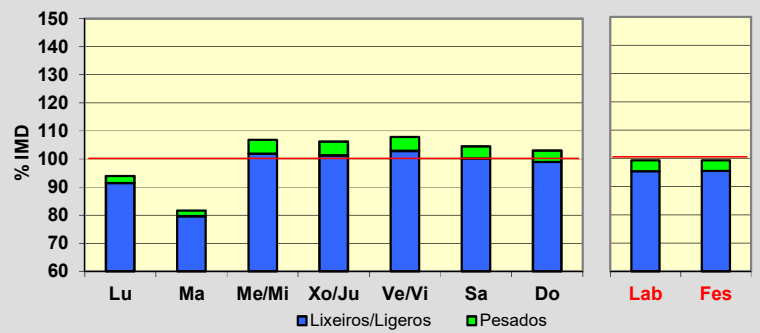
Treito/Tramo:

Enl. AP-9 - Xubia (AC-862)% Pes.: **3,9** I₁₅₀: **775****Variación Mensual**

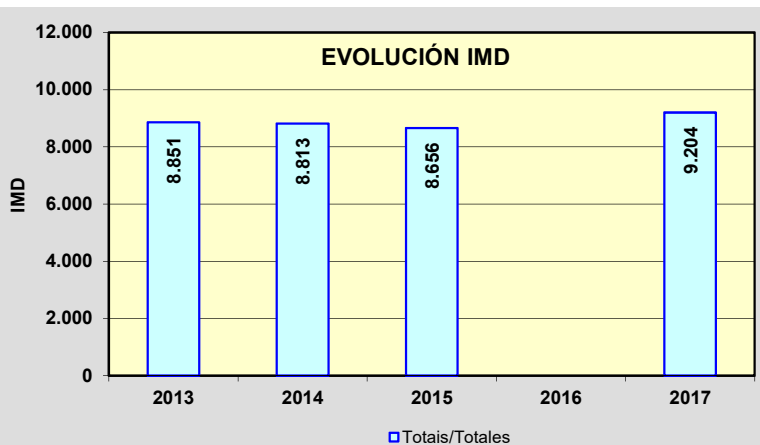
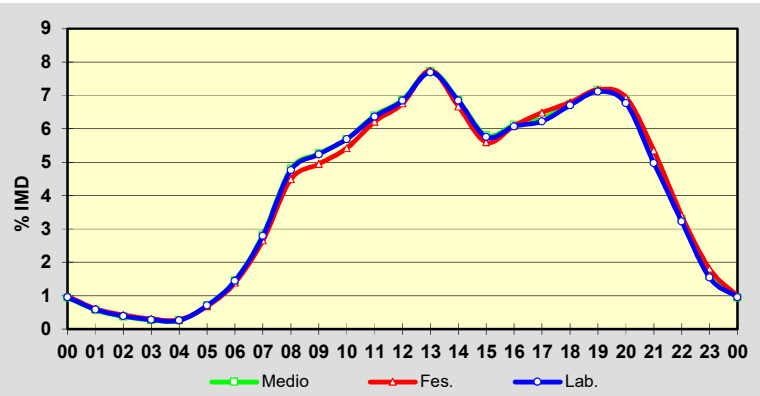
| | I.M.D. | % I.M.D. | % Pes. |
|------|--------|----------|--------|
| I | 8.529 | 92,67 | 3,6 |
| II | 9.164 | 99,57 | 3,7 |
| III | 9.283 | 100,86 | 4,0 |
| IV | 9.047 | 98,29 | 3,8 |
| V | 9.241 | 100,40 | 4,1 |
| VI | 9.620 | 104,52 | 4,1 |
| VII | 9.157 | 99,49 | 4,3 |
| VIII | 9.420 | 102,35 | 3,7 |
| IX | 9.683 | 105,20 | 4,1 |
| X | 9.422 | 102,37 | 4,0 |
| XI | 9.077 | 98,62 | 4,0 |
| XII | 8.817 | 95,80 | 3,6 |

**Semana Media**

| | I.M.D. | % I.M.D. | % Pes. |
|-------|--------|----------|--------|
| Lu | 8.651 | 93,99 | 2,7 |
| Ma | 7.514 | 81,64 | 2,4 |
| Me/Mi | 9.833 | 106,83 | 4,6 |
| Xo/Ju | 9.779 | 106,25 | 4,7 |
| Ve/Vi | 9.927 | 107,86 | 4,6 |
| Sa | 9.619 | 104,51 | 4,1 |
| Do | 9.482 | 103,02 | 3,9 |
| Lab | 9.135 | 99,25 | 3,9 |
| Fes | 9.133 | 99,23 | 3,8 |

**Día Medio**

| | Lab. | Fes. | Medio |
|----|--------------|--------------|--------------|
| 00 | 88 | 91 | 87 |
| 01 | 54 | 56 | 53 |
| 02 | 36 | 39 | 35 |
| 03 | 26 | 28 | 25 |
| 04 | 24 | 26 | 24 |
| 05 | 65 | 63 | 65 |
| 06 | 133 | 128 | 134 |
| 07 | 257 | 245 | 260 |
| 08 | 438 | 413 | 442 |
| 09 | 482 | 455 | 484 |
| 10 | 524 | 499 | 524 |
| 11 | 586 | 572 | 589 |
| 12 | 630 | 622 | 632 |
| 13 | 708 | 713 | 712 |
| 14 | 630 | 614 | 631 |
| 15 | 530 | 515 | 534 |
| 16 | 559 | 561 | 563 |
| 17 | 573 | 597 | 581 |
| 18 | 617 | 625 | 620 |
| 19 | 655 | 660 | 660 |
| 20 | 623 | 639 | 630 |
| 21 | 458 | 493 | 469 |
| 22 | 297 | 313 | 303 |
| 23 | 142 | 166 | 147 |
| | 9.135 | 9.133 | 9.204 |



Estación: **AC-133(1)**Tipo: **COM****MEMORIA DE AFOROS 2017**Rede/Red: **S**IMD: **8.536**

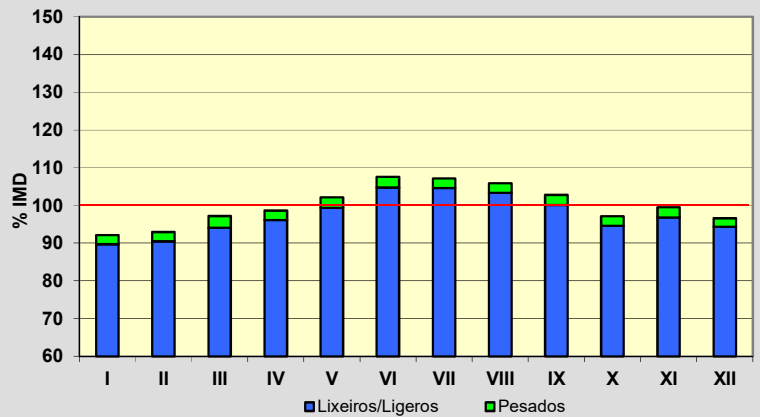
Nome/Nombre:

Fene (AC-133)IMDp: **222** I₃₀: **805**

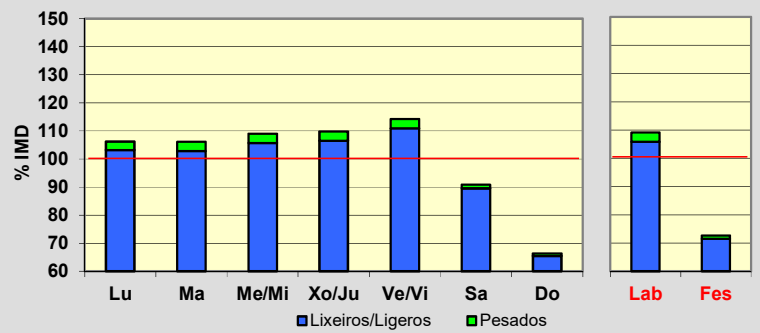
Treito/Tramo:

Fene (N-651) - Maniños (Estr. Dip)% Pes.: **2,6** I₁₅₀: **764****Variación Mensual**

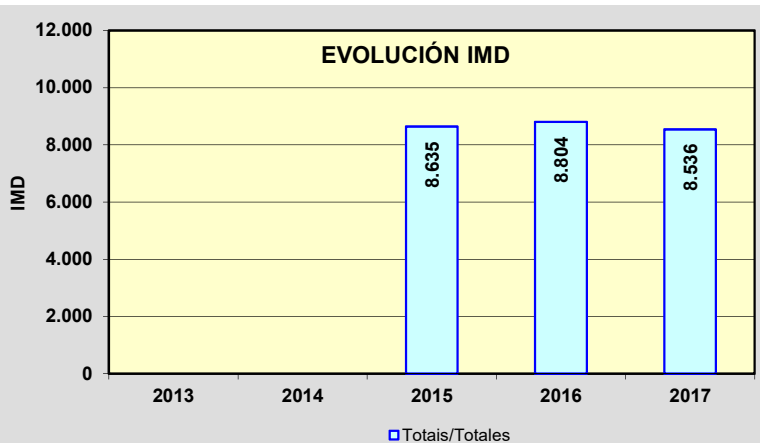
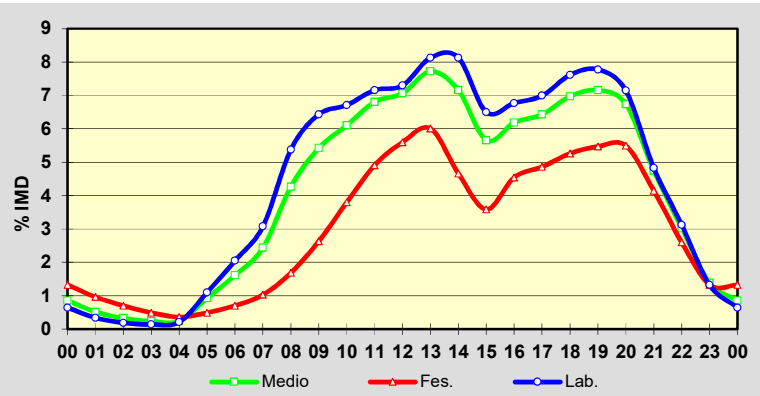
| | I.M.D. | % I.M.D. | % Pes. |
|------|--------|----------|--------|
| I | 7.866 | 92,15 | 2,6 |
| II | 7.933 | 92,94 | 2,7 |
| III | 8.298 | 97,21 | 3,3 |
| IV | 8.417 | 98,61 | 2,5 |
| V | 8.717 | 102,12 | 2,7 |
| VI | 9.182 | 107,57 | 2,6 |
| VII | 9.142 | 107,10 | 2,3 |
| VIII | 9.034 | 105,83 | 2,4 |
| IX | 8.773 | 102,78 | 2,6 |
| X | 8.287 | 97,08 | 2,6 |
| XI | 8.495 | 99,52 | 2,7 |
| XII | 8.248 | 96,63 | 2,3 |

**Semana Media**

| | I.M.D. | % I.M.D. | % Pes. |
|-------|--------|----------|--------|
| Lu | 9.067 | 106,22 | 2,8 |
| Ma | 9.062 | 106,16 | 3,2 |
| Me/Mi | 9.307 | 109,03 | 3,0 |
| Xo/Ju | 9.379 | 109,88 | 3,0 |
| Ve/Vi | 9.749 | 114,21 | 2,8 |
| Sa | 7.755 | 90,85 | 1,4 |
| Do | 5.661 | 66,32 | 1,2 |
| Lab | 9.311 | 109,08 | 3,0 |
| Fes | 6.202 | 72,66 | 1,6 |

**Día Medio**

| | Lab. | Fes. | Medio |
|----|--------------|--------------|--------------|
| 00 | 55 | 113 | 73 |
| 01 | 29 | 82 | 44 |
| 02 | 16 | 60 | 28 |
| 03 | 12 | 42 | 20 |
| 04 | 18 | 31 | 21 |
| 05 | 94 | 42 | 79 |
| 06 | 175 | 60 | 138 |
| 07 | 263 | 88 | 208 |
| 08 | 459 | 144 | 364 |
| 09 | 549 | 225 | 463 |
| 10 | 573 | 324 | 521 |
| 11 | 611 | 419 | 581 |
| 12 | 623 | 478 | 603 |
| 13 | 694 | 513 | 659 |
| 14 | 694 | 398 | 611 |
| 15 | 555 | 306 | 483 |
| 16 | 578 | 388 | 528 |
| 17 | 597 | 415 | 549 |
| 18 | 650 | 449 | 595 |
| 19 | 664 | 467 | 611 |
| 20 | 610 | 469 | 575 |
| 21 | 412 | 354 | 405 |
| 22 | 267 | 222 | 259 |
| 23 | 113 | 113 | 118 |
| | 9.311 | 6.202 | 8.536 |



Estación: **AC-133(6)**Tipo: **PER****MEMORIA DE AFOROS 2017**Rede/Red: **S**IMD: **3.543**

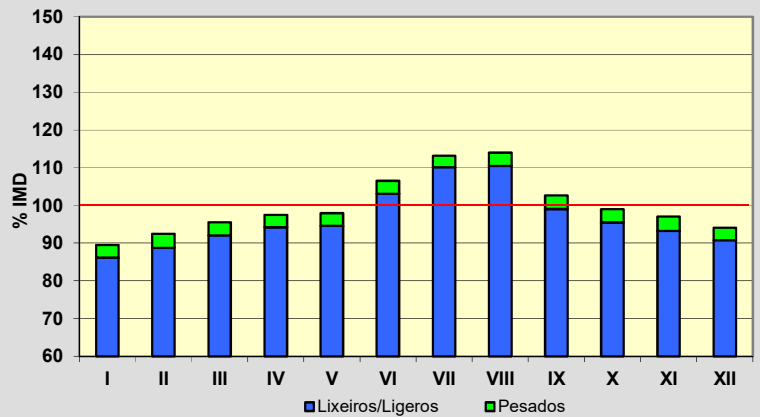
Nome/Nombre:

PiñeiroIMDp: **122** I₃₀: **349**

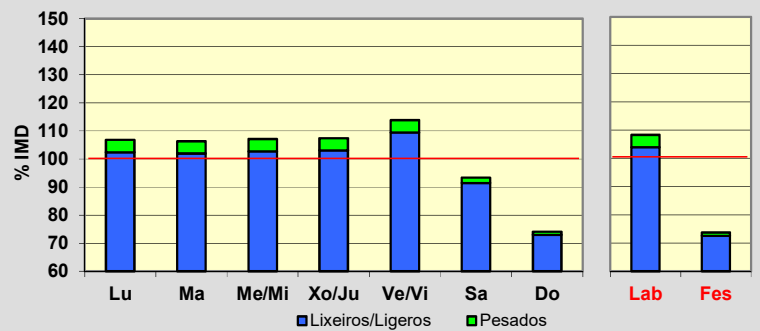
Treito/Tramo:

A Gallada (AC-122) - Franza (AC-123)% Pes.: **3,4** I₁₅₀: **315****Variación Mensual**

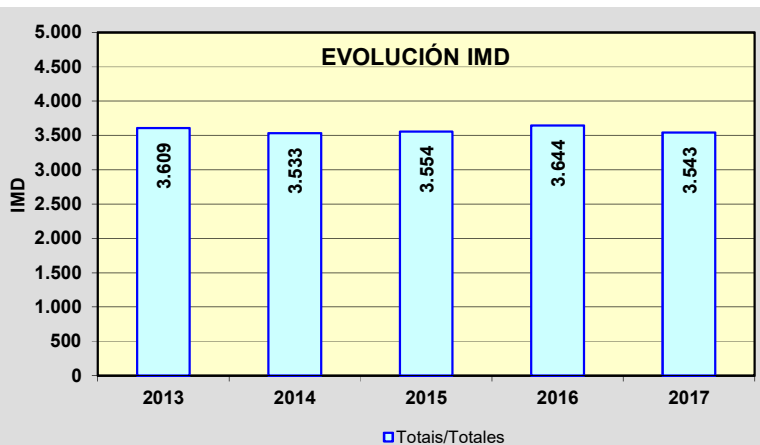
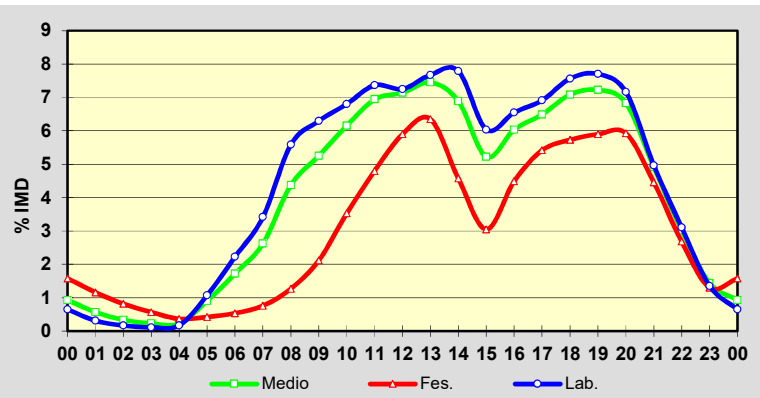
| | I.M.D. | % I.M.D. | % Pes. |
|------|--------|----------|--------|
| I | 3.170 | 89,47 | 3,7 |
| II | 3.276 | 92,46 | 4,0 |
| III | 3.385 | 95,54 | 3,6 |
| IV | 3.454 | 97,49 | 3,4 |
| V | 3.471 | 97,97 | 3,5 |
| VI | 3.773 | 106,49 | 3,2 |
| VII | 4.010 | 113,18 | 2,7 |
| VIII | 4.039 | 114,00 | 3,1 |
| IX | 3.637 | 102,65 | 3,5 |
| X | 3.507 | 98,98 | 3,5 |
| XI | 3.437 | 97,01 | 3,9 |
| XII | 3.333 | 94,07 | 3,5 |

**Semana Media**

| | I.M.D. | % I.M.D. | % Pes. |
|-------|--------|----------|--------|
| Lu | 3.783 | 106,77 | 4,1 |
| Ma | 3.767 | 106,32 | 4,0 |
| Me/Mi | 3.795 | 107,11 | 4,1 |
| Xo/Ju | 3.807 | 107,45 | 4,0 |
| Ve/Vi | 4.034 | 113,86 | 3,9 |
| Sa | 3.307 | 93,34 | 2,0 |
| Do | 2.626 | 74,12 | 1,6 |
| Lab | 3.836 | 108,27 | 4,0 |
| Fes | 2.611 | 73,69 | 1,6 |

**Día Medio**

| | Lab. | Fes. | Medio |
|----|--------------|--------------|--------------|
| 00 | 23 | 56 | 33 |
| 01 | 11 | 41 | 20 |
| 02 | 6 | 29 | 12 |
| 03 | 4 | 20 | 8 |
| 04 | 6 | 13 | 8 |
| 05 | 38 | 15 | 32 |
| 06 | 79 | 19 | 61 |
| 07 | 121 | 27 | 93 |
| 08 | 198 | 45 | 155 |
| 09 | 223 | 75 | 186 |
| 10 | 241 | 125 | 218 |
| 11 | 261 | 170 | 246 |
| 12 | 257 | 209 | 253 |
| 13 | 272 | 225 | 264 |
| 14 | 276 | 162 | 244 |
| 15 | 214 | 108 | 185 |
| 16 | 232 | 159 | 214 |
| 17 | 245 | 192 | 230 |
| 18 | 268 | 203 | 251 |
| 19 | 273 | 209 | 256 |
| 20 | 254 | 210 | 242 |
| 21 | 176 | 158 | 174 |
| 22 | 110 | 95 | 107 |
| 23 | 48 | 46 | 51 |
| | 3.836 | 2.611 | 3.543 |



Estación: **AC-151(10)**Tipo: **PER****MEMORIA DE AFOROS 2017**Rede/Red: **S**IMD: **1.241**

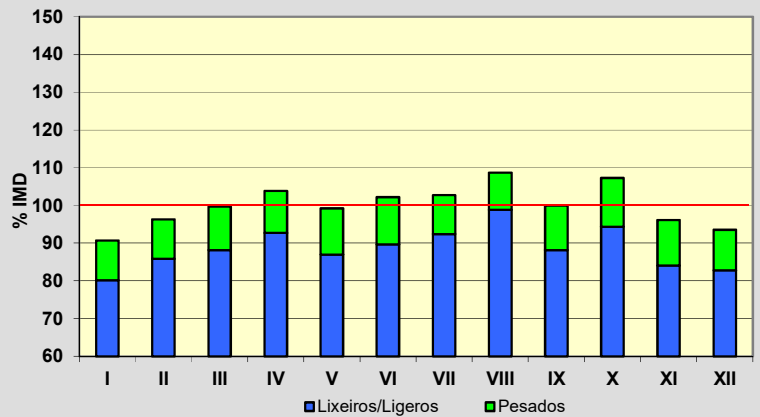
Nome/Nombre:

QueixeiroIMDp: **141** I₃₀: **141**

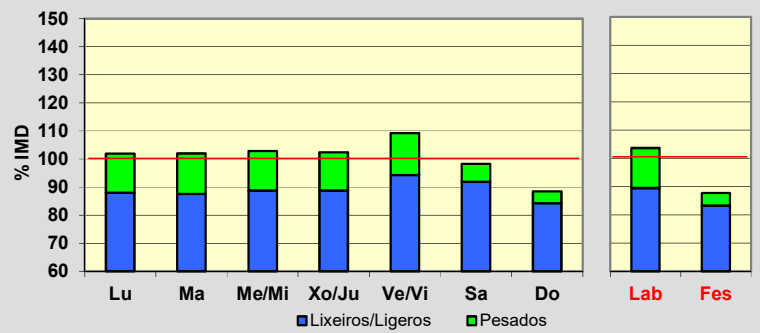
Treito/Tramo:

Ponte da Pedra (AC-144) - Monfero% Pes.: **11,4** I₁₅₀: **116****Variación Mensual**


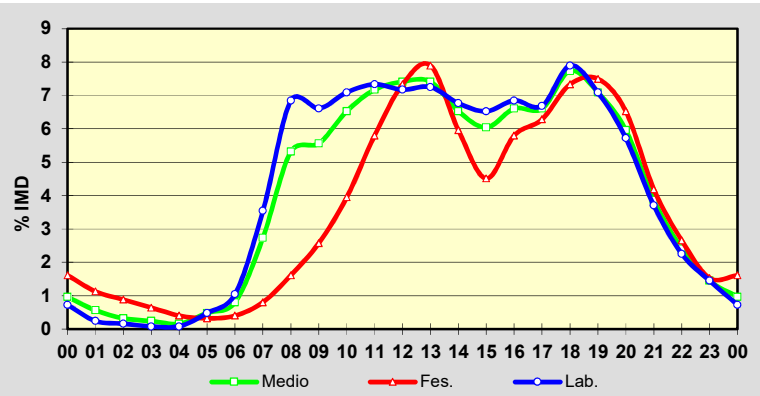
| | I.M.D. | % I.M.D. | % Pes. |
|------|--------|----------|--------|
| I | 1.126 | 90,73 | 11,6 |
| II | 1.195 | 96,29 | 10,9 |
| III | 1.237 | 99,68 | 11,6 |
| IV | 1.289 | 103,87 | 10,7 |
| V | 1.231 | 99,19 | 12,3 |
| VI | 1.268 | 102,18 | 12,2 |
| VII | 1.275 | 102,74 | 10,0 |
| VIII | 1.349 | 108,70 | 9,0 |
| IX | 1.240 | 99,92 | 11,8 |
| X | 1.331 | 107,25 | 12,0 |
| XI | 1.193 | 96,13 | 12,6 |
| XII | 1.161 | 93,55 | 11,5 |

**Semana Media**

| | I.M.D. | % I.M.D. | % Pes. |
|-------|--------|----------|--------|
| Lu | 1.264 | 101,85 | 13,5 |
| Ma | 1.266 | 102,01 | 14,2 |
| Me/Mi | 1.276 | 102,82 | 13,7 |
| Xo/Ju | 1.271 | 102,42 | 13,4 |
| Ve/Vi | 1.355 | 109,19 | 13,7 |
| Sa | 1.220 | 98,31 | 6,6 |
| Do | 1.098 | 88,48 | 4,8 |
| Lab | 1.286 | 103,63 | 13,7 |
| Fes | 1.088 | 87,67 | 5,1 |

**Día Medio**

| | Lab. | Fes. | Medio |
|--------------|--------------|--------------|--------------|
| 00 | 9 | 20 | 12 |
| 01 | 3 | 14 | 7 |
| 02 | 2 | 11 | 4 |
| 03 | 1 | 8 | 3 |
| 04 | 1 | 5 | 2 |
| 05 | 6 | 4 | 6 |
| 06 | 13 | 5 | 10 |
| 07 | 44 | 10 | 34 |
| 08 | 85 | 20 | 66 |
| 09 | 82 | 32 | 69 |
| 10 | 88 | 49 | 81 |
| 11 | 91 | 72 | 89 |
| 12 | 89 | 91 | 92 |
| 13 | 90 | 98 | 92 |
| 14 | 84 | 74 | 81 |
| 15 | 81 | 56 | 75 |
| 16 | 85 | 72 | 82 |
| 17 | 83 | 78 | 82 |
| 18 | 98 | 91 | 96 |
| 19 | 88 | 93 | 88 |
| 20 | 71 | 81 | 74 |
| 21 | 46 | 52 | 48 |
| 22 | 28 | 33 | 30 |
| 23 | 18 | 19 | 18 |
| Total | 1.286 | 1.088 | 1.241 |



Estación: **AC-164(2)**Tipo: **PER**

MEMORIA DE AFOROS 2017

Rede/Red: **PC**IMD: **14.072**

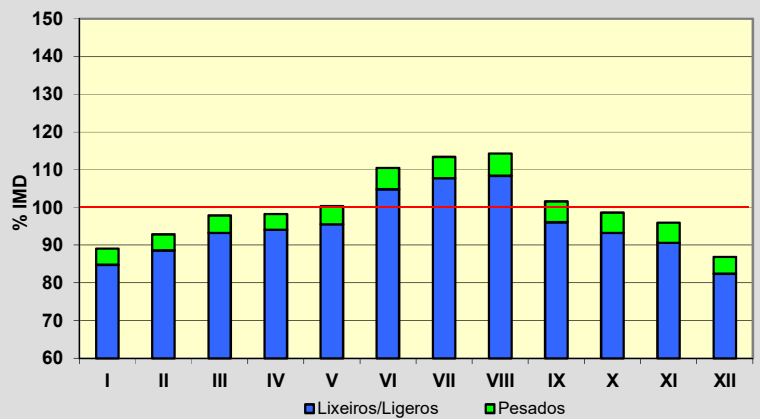
Nome/Nombre:

Bergondo (AC-164)IMDp: **705** I₃₀: **1.327**

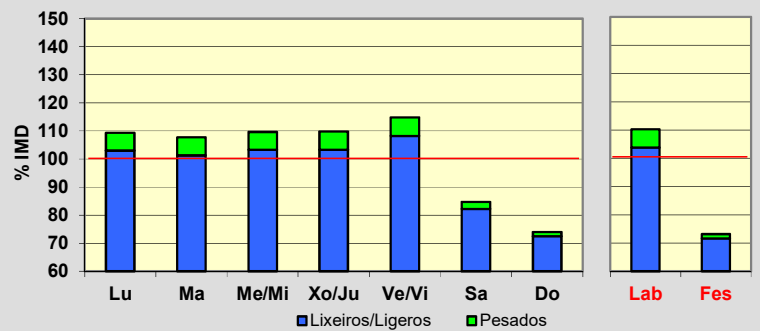
Treito/Tramo:

Guísamo (N-VI) - Bergondo (AC-162)% Pes.: **5,0** I₁₅₀: **1.245****Variación Mensual**

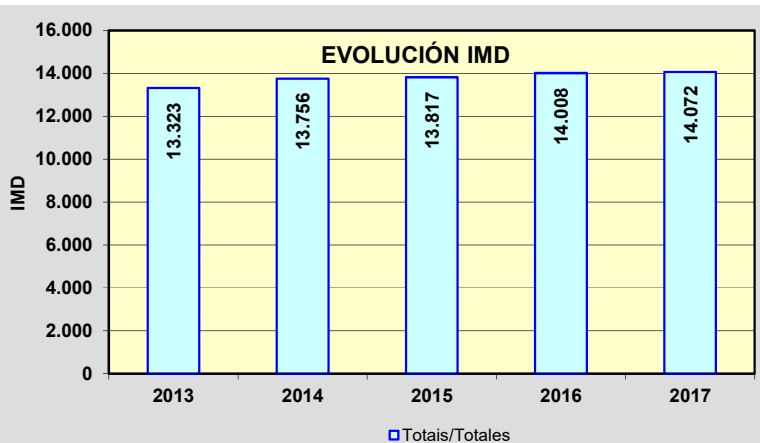
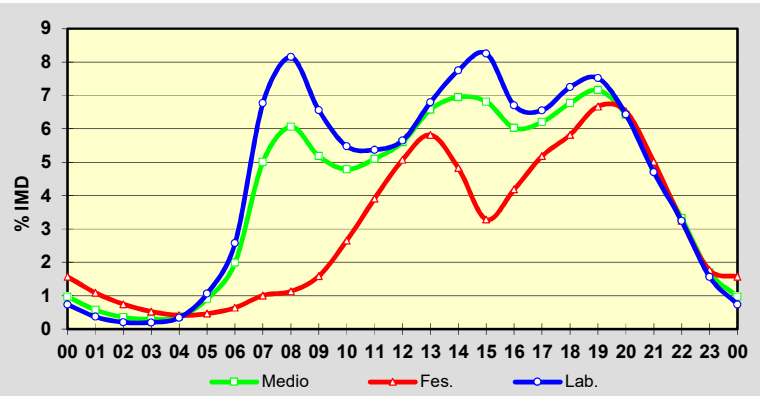
| | I.M.D. | % I.M.D. | % Pes. |
|------|--------|----------|--------|
| I | 12.536 | 89,08 | 4,8 |
| II | 13.066 | 92,85 | 4,6 |
| III | 13.771 | 97,86 | 4,7 |
| IV | 13.822 | 98,22 | 4,2 |
| V | 14.116 | 100,31 | 4,7 |
| VI | 15.548 | 110,49 | 5,2 |
| VII | 15.956 | 113,39 | 5,0 |
| VIII | 16.079 | 114,26 | 5,1 |
| IX | 14.297 | 101,60 | 5,4 |
| X | 13.878 | 98,62 | 5,5 |
| XI | 13.494 | 95,89 | 5,5 |
| XII | 12.229 | 86,90 | 5,2 |

**Semana Media**

| | I.M.D. | % I.M.D. | % Pes. |
|-------|--------|----------|--------|
| Lu | 15.379 | 109,29 | 5,7 |
| Ma | 15.160 | 107,73 | 6,0 |
| Me/Mi | 15.426 | 109,62 | 5,8 |
| Xo/Ju | 15.450 | 109,79 | 5,9 |
| Ve/Vi | 16.162 | 114,85 | 5,8 |
| Sa | 11.921 | 84,71 | 2,9 |
| Do | 10.414 | 74,01 | 2,0 |
| Lab | 15.513 | 110,24 | 5,9 |
| Fes | 10.292 | 73,14 | 2,1 |

**Día Medio**

| | Lab. | Fes. | Medio |
|--------------|---------------|---------------|---------------|
| 00 | 104 | 221 | 137 |
| 01 | 52 | 153 | 81 |
| 02 | 29 | 105 | 50 |
| 03 | 28 | 74 | 41 |
| 04 | 48 | 58 | 52 |
| 05 | 150 | 65 | 127 |
| 06 | 362 | 90 | 280 |
| 07 | 953 | 142 | 705 |
| 08 | 1.147 | 159 | 853 |
| 09 | 923 | 223 | 729 |
| 10 | 771 | 373 | 674 |
| 11 | 756 | 550 | 718 |
| 12 | 795 | 714 | 788 |
| 13 | 956 | 819 | 925 |
| 14 | 1.091 | 679 | 978 |
| 15 | 1.162 | 462 | 959 |
| 16 | 943 | 589 | 848 |
| 17 | 922 | 729 | 873 |
| 18 | 1.020 | 819 | 953 |
| 19 | 1.058 | 939 | 1.007 |
| 20 | 905 | 918 | 903 |
| 21 | 662 | 706 | 684 |
| 22 | 456 | 456 | 468 |
| 23 | 220 | 249 | 239 |
| Total | 15.513 | 10.292 | 14.072 |



Estación: **AC-164(7)DGT**Tipo: **PER**

MEMORIA DE AFOROS 2017

Rede/Red: **PC**IMD: **11.120**

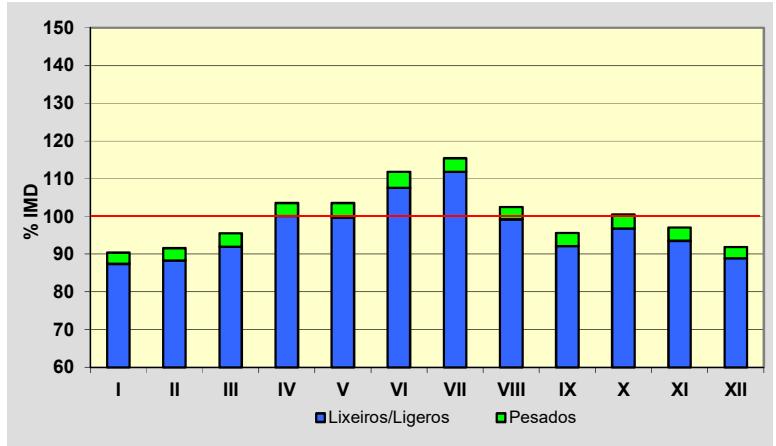
Nome/Nombre:

InsuaIMDp: **388** I₃₀: **1.122**

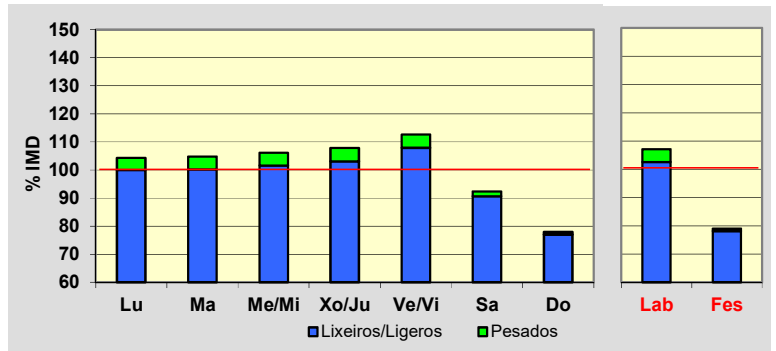
Treito/Tramo:

Bergondo (AC-162) - Insua (N-651)% Pes.: **3,5** I₁₅₀: **1.025****Variación Mensual**

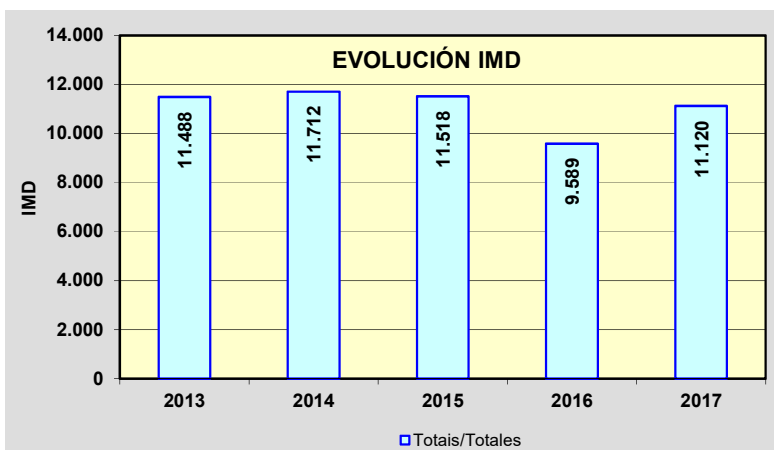
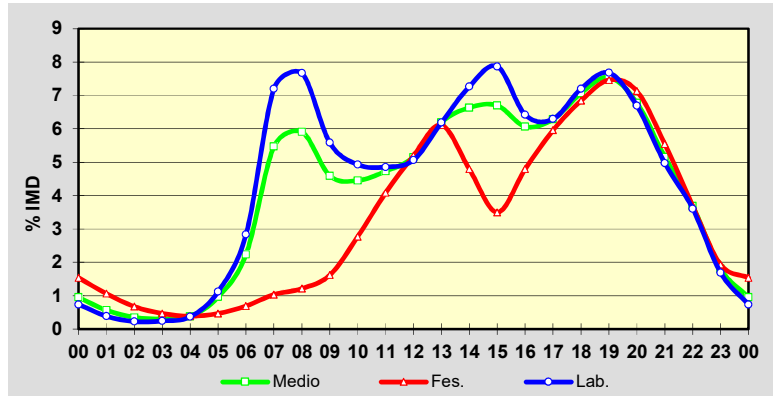
| | I.M.D. | % I.M.D. | % Pes. |
|------|--------|----------|--------|
| I | 10.056 | 90,43 | 3,4 |
| II | 10.185 | 91,59 | 3,6 |
| III | 10.622 | 95,52 | 3,7 |
| IV | 11.517 | 103,57 | 3,3 |
| V | 11.516 | 103,56 | 3,7 |
| VI | 12.431 | 111,79 | 3,7 |
| VII | 12.834 | 115,41 | 3,1 |
| VIII | 11.395 | 102,47 | 3,2 |
| IX | 10.634 | 95,63 | 3,7 |
| X | 11.169 | 100,44 | 3,6 |
| XI | 10.795 | 97,08 | 3,7 |
| XII | 10.220 | 91,91 | 3,3 |

**Semana Media**

| | I.M.D. | % I.M.D. | % Pes. |
|-------|--------|----------|--------|
| Lu | 11.598 | 104,30 | 4,1 |
| Ma | 11.654 | 104,80 | 4,4 |
| Me/Mi | 11.802 | 106,13 | 4,2 |
| Xo/Ju | 11.986 | 107,79 | 4,3 |
| Ve/Vi | 12.522 | 112,61 | 4,2 |
| Sa | 10.269 | 92,35 | 1,9 |
| Do | 8.659 | 77,87 | 1,1 |
| Lab | 11.910 | 107,10 | 4,2 |
| Fes | 8.783 | 78,98 | 1,1 |

**Día Medio**

| | Lab. | Fes. | Medio |
|----|---------------|--------------|---------------|
| 00 | 82 | 171 | 106 |
| 01 | 43 | 118 | 63 |
| 02 | 25 | 75 | 39 |
| 03 | 27 | 52 | 34 |
| 04 | 41 | 43 | 42 |
| 05 | 125 | 52 | 107 |
| 06 | 315 | 77 | 249 |
| 07 | 801 | 115 | 608 |
| 08 | 853 | 135 | 657 |
| 09 | 621 | 180 | 511 |
| 10 | 548 | 308 | 495 |
| 11 | 540 | 454 | 526 |
| 12 | 563 | 578 | 573 |
| 13 | 688 | 680 | 689 |
| 14 | 808 | 533 | 738 |
| 15 | 875 | 389 | 745 |
| 16 | 714 | 533 | 675 |
| 17 | 700 | 663 | 699 |
| 18 | 801 | 761 | 786 |
| 19 | 854 | 830 | 839 |
| 20 | 744 | 793 | 754 |
| 21 | 553 | 617 | 574 |
| 22 | 401 | 411 | 410 |
| 23 | 188 | 215 | 201 |
| | 11.910 | 8.783 | 11.120 |



Estación: **AC-211(3)DGT**Tipo: **PER****MEMORIA DE AFOROS 2017**Rede/Red: **PC**IMD: **20.975**

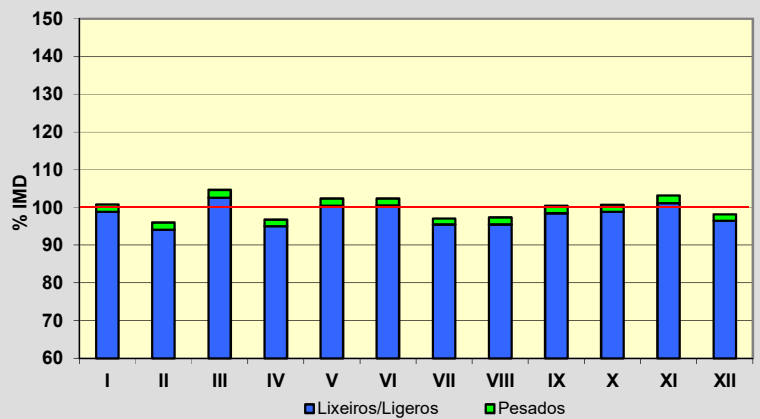
Nome/Nombre:

FontecullerIMDp: **392** I₃₀: **1.806**

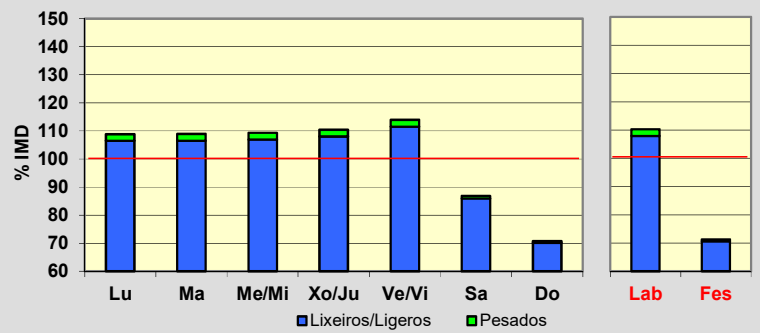
Treito/Tramo:

Lim. Mun. En Fonteculler - A Pasaxe (N-VI)% Pes.: **1,9** I₁₅₀: **1.714****Variación Mensual**

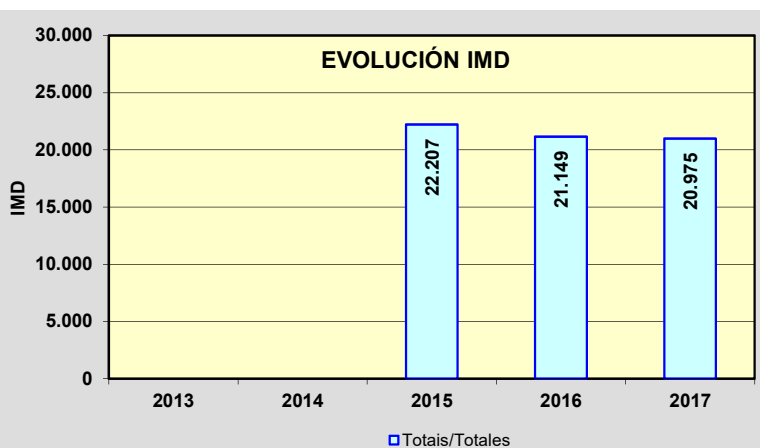
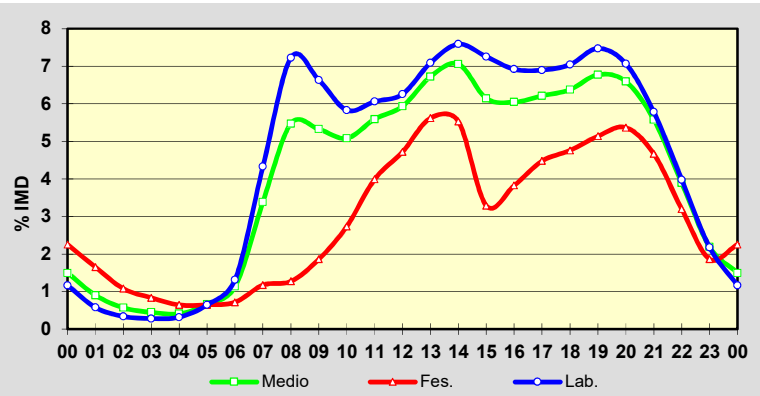
| | I.M.D. | % I.M.D. | % Pes. |
|------|--------|----------|--------|
| I | 21.131 | 100,74 | 1,9 |
| II | 20.132 | 95,98 | 2,0 |
| III | 21.953 | 104,66 | 2,0 |
| IV | 20.293 | 96,75 | 1,8 |
| V | 21.474 | 102,38 | 1,9 |
| VI | 21.468 | 102,35 | 1,8 |
| VII | 20.351 | 97,03 | 1,6 |
| VIII | 20.424 | 97,37 | 2,0 |
| IX | 21.061 | 100,41 | 1,9 |
| X | 21.129 | 100,73 | 1,9 |
| XI | 21.639 | 103,17 | 2,0 |
| XII | 20.584 | 98,14 | 1,7 |

**Semana Media**

| | I.M.D. | % I.M.D. | % Pes. |
|-------|--------|----------|--------|
| Lu | 22.832 | 108,85 | 2,2 |
| Ma | 22.847 | 108,92 | 2,2 |
| Me/Mi | 22.921 | 109,28 | 2,1 |
| Xo/Ju | 23.161 | 110,42 | 2,2 |
| Ve/Vi | 23.900 | 113,95 | 2,1 |
| Sa | 18.221 | 86,87 | 1,1 |
| Do | 14.842 | 70,76 | 0,9 |
| Lab | 23.130 | 110,27 | 2,2 |
| Fes | 14.957 | 71,31 | 0,9 |

**Día Medio**

| | Lab. | Fes. | Medio |
|--------------|---------------|---------------|---------------|
| 00 | 244 | 473 | 314 |
| 01 | 121 | 346 | 189 |
| 02 | 71 | 226 | 119 |
| 03 | 59 | 175 | 94 |
| 04 | 67 | 135 | 86 |
| 05 | 136 | 136 | 138 |
| 06 | 276 | 150 | 237 |
| 07 | 908 | 246 | 710 |
| 08 | 1.516 | 267 | 1.148 |
| 09 | 1.392 | 390 | 1.117 |
| 10 | 1.223 | 573 | 1.066 |
| 11 | 1.271 | 837 | 1.173 |
| 12 | 1.313 | 990 | 1.245 |
| 13 | 1.487 | 1.179 | 1.410 |
| 14 | 1.592 | 1.160 | 1.481 |
| 15 | 1.522 | 690 | 1.289 |
| 16 | 1.452 | 802 | 1.268 |
| 17 | 1.447 | 939 | 1.303 |
| 18 | 1.478 | 998 | 1.338 |
| 19 | 1.568 | 1.078 | 1.421 |
| 20 | 1.482 | 1.126 | 1.383 |
| 21 | 1.213 | 979 | 1.170 |
| 22 | 835 | 671 | 817 |
| 23 | 457 | 391 | 459 |
| Total | 23.130 | 14.957 | 20.975 |



Estación: **AC-221(3)**Tipo: **PER****MEMORIA DE AFOROS 2017**Rede/Red: **S**IMD: **3.363**

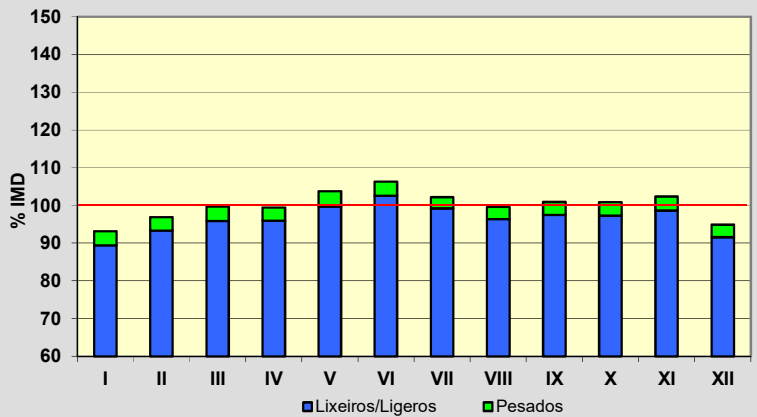
Nome/Nombre:

Catro CamiñosIMDp: **120** I₃₀: **345**

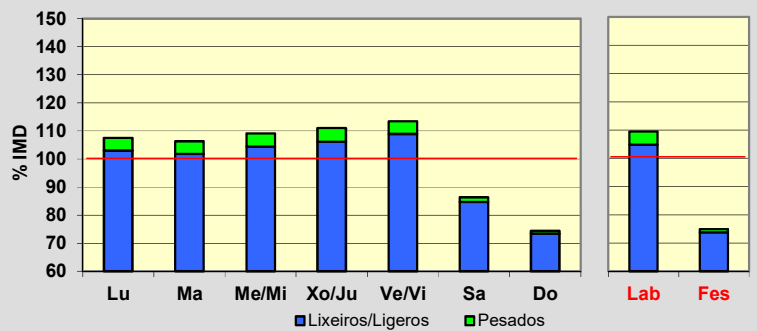
Treito/Tramo:

San Pedro de Nos (N-VI) - Catro Camiños (AC-214)% Pes.: **3,6** I₁₅₀: **311****Variación Mensual**

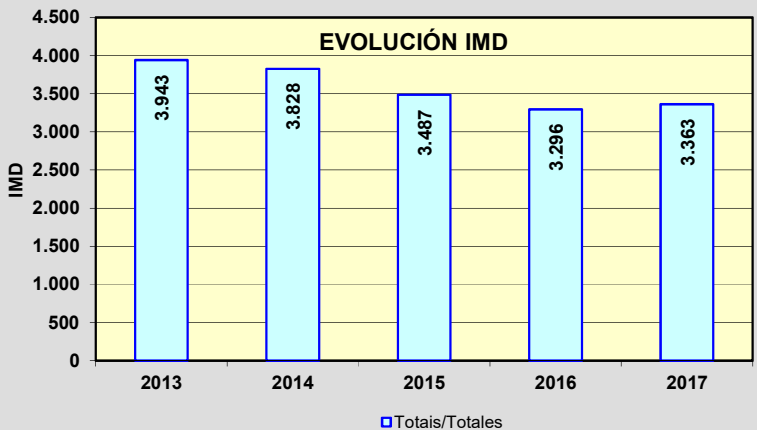
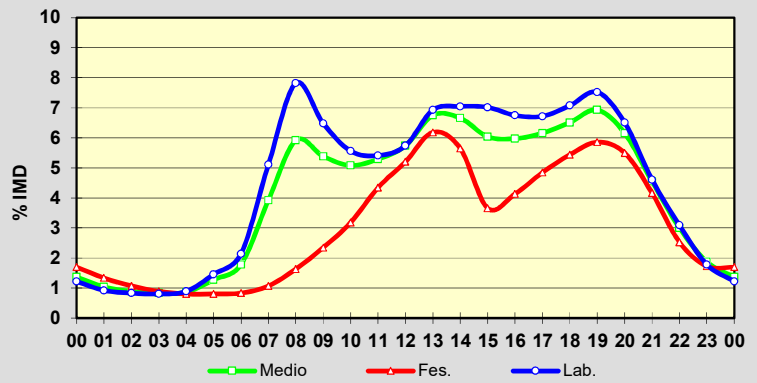
| | I.M.D. | % I.M.D. | % Pes. |
|------|--------|----------|--------|
| I | 3.133 | 93,16 | 4,0 |
| II | 3.259 | 96,91 | 3,7 |
| III | 3.355 | 99,76 | 3,9 |
| IV | 3.343 | 99,41 | 3,5 |
| V | 3.489 | 103,75 | 4,0 |
| VI | 3.575 | 106,30 | 3,5 |
| VII | 3.438 | 102,23 | 3,0 |
| VIII | 3.349 | 99,58 | 3,2 |
| IX | 3.394 | 100,92 | 3,4 |
| X | 3.391 | 100,83 | 3,6 |
| XI | 3.443 | 102,38 | 3,7 |
| XII | 3.191 | 94,89 | 3,4 |

**Semana Media**

| | I.M.D. | % I.M.D. | % Pes. |
|-------|--------|----------|--------|
| Lu | 3.616 | 107,52 | 4,2 |
| Ma | 3.576 | 106,33 | 4,3 |
| Me/Mi | 3.670 | 109,13 | 4,3 |
| Xo/Ju | 3.733 | 111,00 | 4,4 |
| Ve/Vi | 3.814 | 113,41 | 4,0 |
| Sa | 2.902 | 86,29 | 1,8 |
| Do | 2.502 | 74,40 | 1,3 |
| Lab | 3.681 | 109,46 | 4,2 |
| Fes | 2.519 | 74,90 | 1,5 |

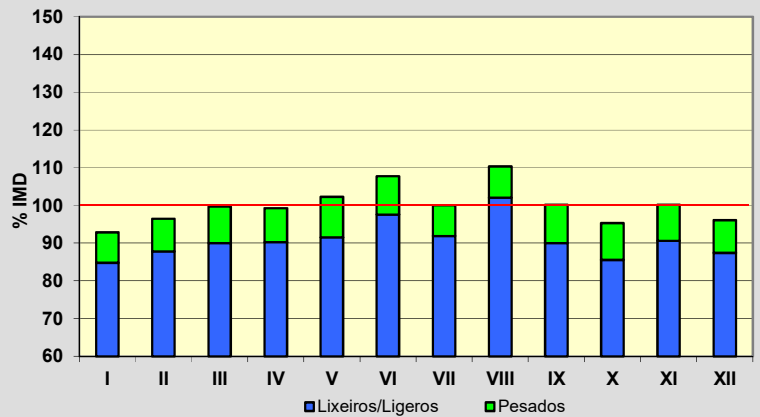
**Día Medio**

| | Lab. | Fes. | Medio |
|----|--------------|--------------|--------------|
| 00 | 41 | 57 | 46 |
| 01 | 31 | 45 | 35 |
| 02 | 28 | 36 | 30 |
| 03 | 27 | 30 | 28 |
| 04 | 30 | 27 | 29 |
| 05 | 49 | 27 | 43 |
| 06 | 72 | 28 | 60 |
| 07 | 172 | 36 | 132 |
| 08 | 263 | 55 | 199 |
| 09 | 218 | 79 | 181 |
| 10 | 187 | 107 | 171 |
| 11 | 182 | 146 | 178 |
| 12 | 193 | 175 | 193 |
| 13 | 233 | 208 | 227 |
| 14 | 237 | 190 | 224 |
| 15 | 236 | 123 | 203 |
| 16 | 227 | 139 | 201 |
| 17 | 226 | 163 | 207 |
| 18 | 238 | 183 | 219 |
| 19 | 253 | 197 | 233 |
| 20 | 219 | 185 | 207 |
| 21 | 155 | 140 | 153 |
| 22 | 104 | 85 | 101 |
| 23 | 60 | 58 | 63 |
| | 3.681 | 2.519 | 3.363 |

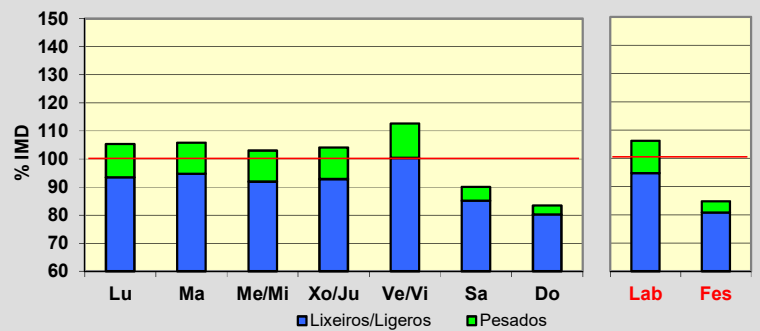


Estación: **AC-240(10)**Tipo: **COM****MEMORIA DE AFOROS 2017**Rede/Red: **S**IMD: **532**Nome/Nombre: **Touro (AC-240)**IMDp: **49** I₃₀: **69**Treito/Tramo: **Burres (N-547) - Fonte Díaz (CP-6602)**% Pes.: **9,2** I₁₅₀: **56****Variación Mensual**

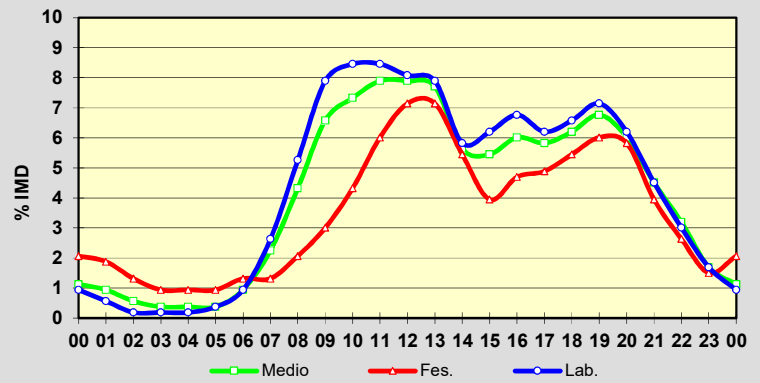
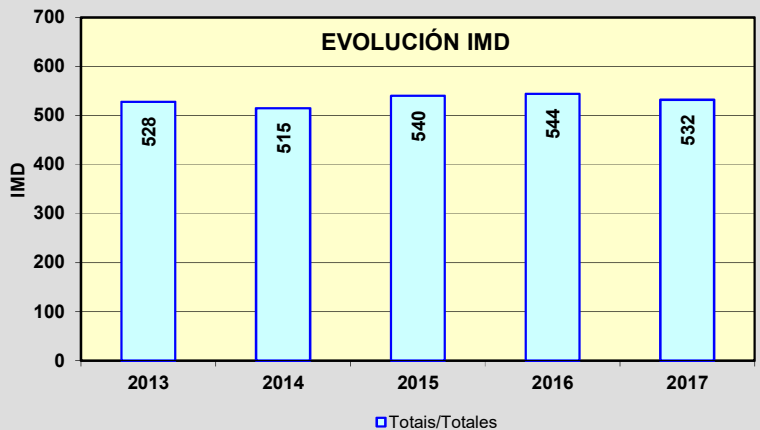
| | I.M.D. | % I.M.D. | % Pes. |
|------|--------|----------|--------|
| I | 494 | 92,86 | 8,7 |
| II | 513 | 96,43 | 9,0 |
| III | 530 | 99,62 | 9,6 |
| IV | 528 | 99,25 | 9,1 |
| V | 544 | 102,26 | 10,5 |
| VI | 573 | 107,71 | 9,4 |
| VII | 532 | 100,00 | 8,1 |
| VIII | 587 | 110,34 | 7,5 |
| IX | 533 | 100,19 | 10,1 |
| X | 507 | 95,30 | 10,3 |
| XI | 533 | 100,19 | 9,6 |
| XII | 511 | 96,05 | 9,0 |

**Semana Media**

| | I.M.D. | % I.M.D. | % Pes. |
|-------|--------|----------|--------|
| Lu | 560 | 105,26 | 11,3 |
| Ma | 563 | 105,83 | 10,5 |
| Me/Mi | 548 | 103,01 | 10,8 |
| Xo/Ju | 554 | 104,14 | 10,8 |
| Ve/Vi | 599 | 112,59 | 10,9 |
| Sa | 479 | 90,04 | 5,4 |
| Do | 444 | 83,46 | 3,8 |
| Lab | 565 | 106,20 | 10,8 |
| Fes | 451 | 84,77 | 4,7 |

**Día Medio**

| | Lab. | Fes. | Medio |
|----|------------|------------|------------|
| 00 | 5 | 11 | 6 |
| 01 | 3 | 10 | 5 |
| 02 | 1 | 7 | 3 |
| 03 | 1 | 5 | 2 |
| 04 | 1 | 5 | 2 |
| 05 | 2 | 5 | 2 |
| 06 | 5 | 7 | 5 |
| 07 | 14 | 7 | 12 |
| 08 | 28 | 11 | 23 |
| 09 | 42 | 16 | 35 |
| 10 | 45 | 23 | 39 |
| 11 | 45 | 32 | 42 |
| 12 | 43 | 38 | 42 |
| 13 | 42 | 38 | 41 |
| 14 | 31 | 29 | 30 |
| 15 | 33 | 21 | 29 |
| 16 | 36 | 25 | 32 |
| 17 | 33 | 26 | 31 |
| 18 | 35 | 29 | 33 |
| 19 | 38 | 32 | 36 |
| 20 | 33 | 31 | 32 |
| 21 | 24 | 21 | 24 |
| 22 | 16 | 14 | 17 |
| 23 | 9 | 8 | 9 |
| | 565 | 451 | 532 |

**EVOLUCIÓN IMD**

Estación: **AC-250(0)DGT**Tipo: **PER****MEMORIA DE AFOROS 2017**Rede/Red: **S**IMD: **4.275**

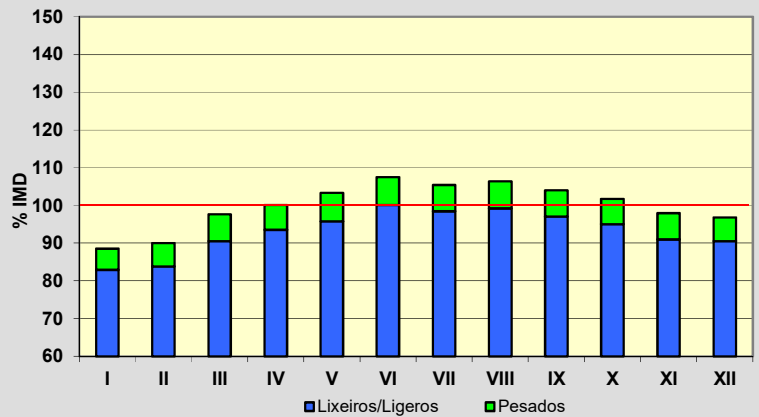
Nome/Nombre:

BarcielaIMDp: **290** I₃₀: **376**

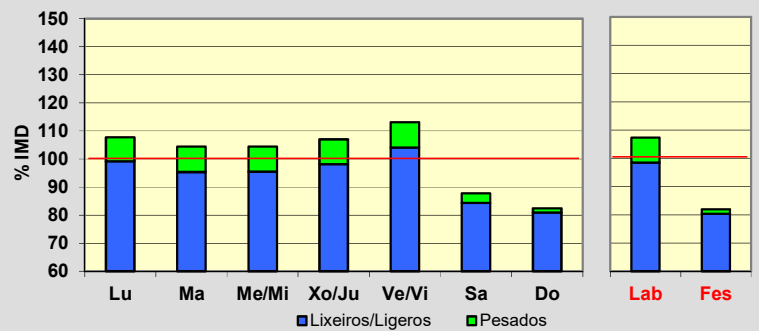
Treito/Tramo:

Sigueiro (N-550) - Labacolla (A-54)% Pes.: **6,8** I₁₅₀: **344****Variación Mensual**

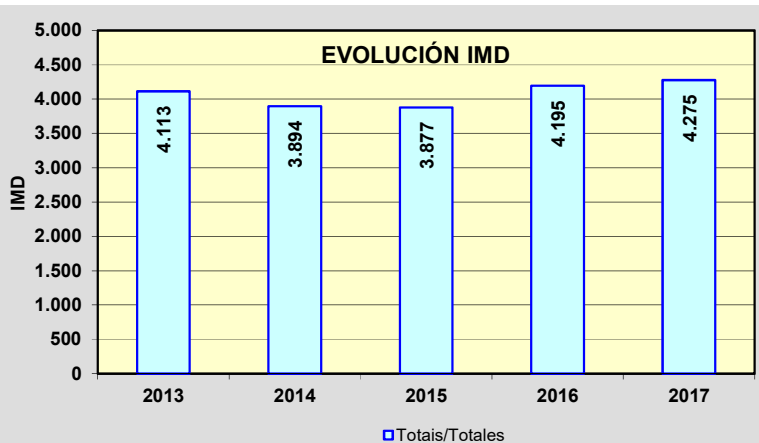
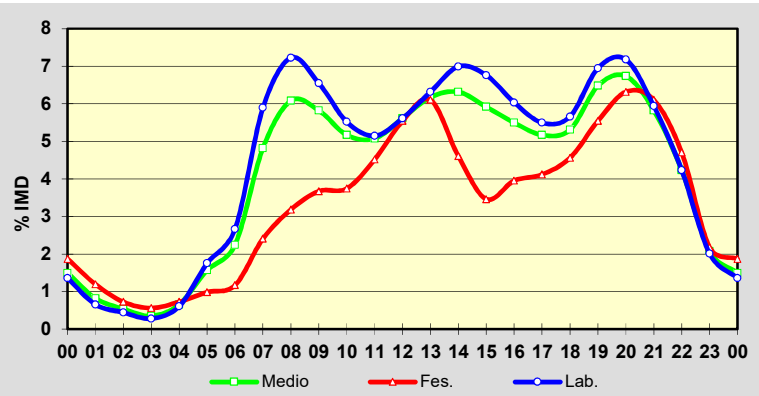
| | I.M.D. | % I.M.D. | % Pes. |
|------|--------|----------|--------|
| I | 3.786 | 88,56 | 6,4 |
| II | 3.848 | 90,01 | 6,8 |
| III | 4.174 | 97,64 | 7,3 |
| IV | 4.279 | 100,09 | 6,6 |
| V | 4.418 | 103,35 | 7,4 |
| VI | 4.595 | 107,49 | 6,9 |
| VII | 4.505 | 105,38 | 6,5 |
| VIII | 4.547 | 106,36 | 6,7 |
| IX | 4.444 | 103,95 | 6,7 |
| X | 4.351 | 101,78 | 6,6 |
| XI | 4.186 | 97,92 | 7,1 |
| XII | 4.140 | 96,84 | 6,5 |

**Semana Media**

| | I.M.D. | % I.M.D. | % Pes. |
|-------|--------|----------|--------|
| Lu | 4.603 | 107,67 | 7,9 |
| Ma | 4.463 | 104,40 | 8,6 |
| Me/Mi | 4.463 | 104,40 | 8,6 |
| Xo/Ju | 4.573 | 106,97 | 8,2 |
| Ve/Vi | 4.835 | 113,10 | 8,0 |
| Sa | 3.753 | 87,79 | 3,9 |
| Do | 3.522 | 82,39 | 1,8 |
| Lab | 4.587 | 107,30 | 8,3 |
| Fes | 3.503 | 81,94 | 1,9 |

**Día Medio**

| | Lab. | Fes. | Medio |
|----|--------------|--------------|--------------|
| 00 | 58 | 80 | 64 |
| 01 | 28 | 51 | 35 |
| 02 | 19 | 31 | 23 |
| 03 | 12 | 24 | 15 |
| 04 | 26 | 31 | 28 |
| 05 | 75 | 42 | 67 |
| 06 | 114 | 50 | 96 |
| 07 | 252 | 103 | 206 |
| 08 | 309 | 136 | 260 |
| 09 | 280 | 157 | 249 |
| 10 | 236 | 160 | 221 |
| 11 | 220 | 193 | 217 |
| 12 | 240 | 237 | 240 |
| 13 | 270 | 261 | 264 |
| 14 | 299 | 197 | 270 |
| 15 | 289 | 148 | 253 |
| 16 | 258 | 169 | 235 |
| 17 | 235 | 176 | 221 |
| 18 | 242 | 195 | 227 |
| 19 | 297 | 237 | 277 |
| 20 | 307 | 270 | 288 |
| 21 | 254 | 261 | 249 |
| 22 | 181 | 201 | 181 |
| 23 | 86 | 93 | 89 |
| | 4.587 | 3.503 | 4.275 |



Estación: **AC-301(2)**Tipo: **PER****MEMORIA DE AFOROS 2017**Rede/Red: **PC**IMD: **3.318**

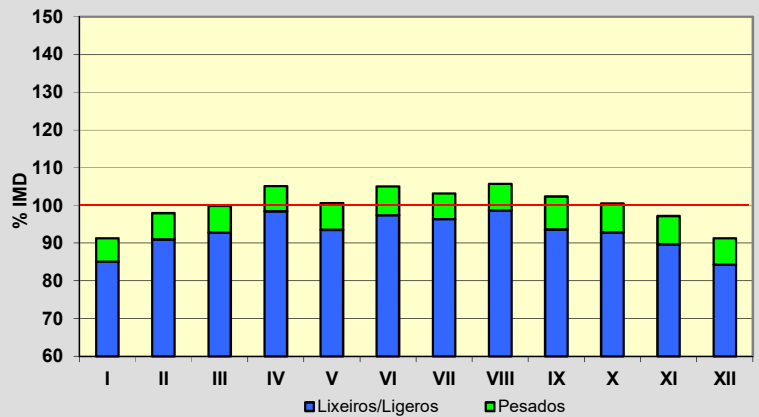
Nome/Nombre:

OínIMDp: **238** I₃₀: **348**

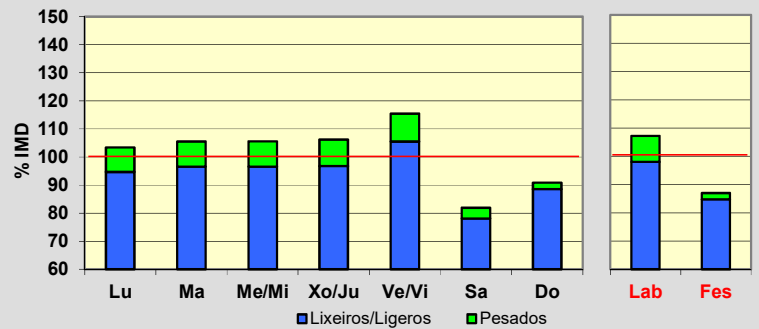
Treito/Tramo:

Padrón (AC-299) - Rois (CP-3302)% Pes.: **7,2** I₁₅₀: **314****Variación Mensual**

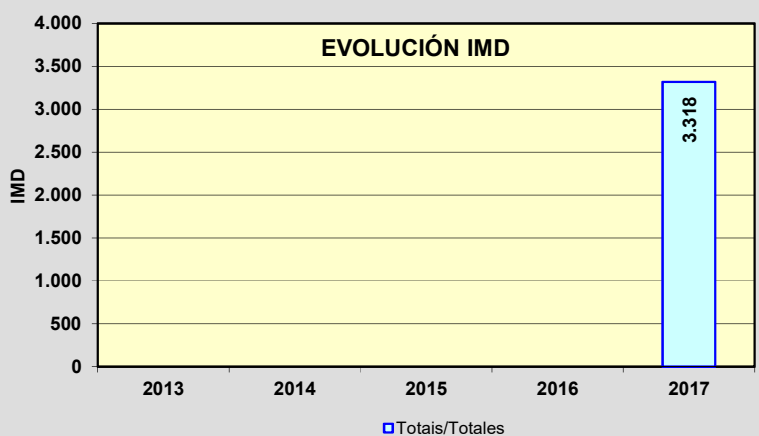
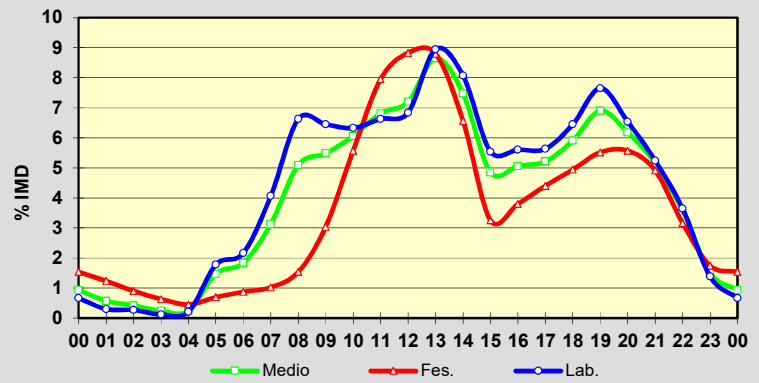
| | I.M.D. | % I.M.D. | % Pes. |
|------|--------|----------|--------|
| I | 3.030 | 91,32 | 6,8 |
| II | 3.250 | 97,95 | 7,1 |
| III | 3.315 | 99,91 | 7,1 |
| IV | 3.488 | 105,12 | 6,3 |
| V | 3.338 | 100,60 | 7,0 |
| VI | 3.486 | 105,06 | 7,3 |
| VII | 3.422 | 103,13 | 6,6 |
| VIII | 3.508 | 105,73 | 6,7 |
| IX | 3.396 | 102,35 | 8,5 |
| X | 3.333 | 100,45 | 7,6 |
| XI | 3.224 | 97,17 | 7,7 |
| XII | 3.028 | 91,26 | 7,6 |

**Semana Media**

| | I.M.D. | % I.M.D. | % Pes. |
|-------|--------|----------|--------|
| Lu | 3.431 | 103,41 | 8,4 |
| Ma | 3.501 | 105,52 | 8,5 |
| Me/Mi | 3.503 | 105,58 | 8,5 |
| Xo/Ju | 3.524 | 106,21 | 8,9 |
| Ve/Vi | 3.832 | 115,49 | 8,6 |
| Sa | 2.717 | 81,89 | 4,6 |
| Do | 3.013 | 90,81 | 2,5 |
| Lab | 3.557 | 107,20 | 8,6 |
| Fes | 2.886 | 86,98 | 2,6 |

**Día Medio**

| | Lab. | Fes. | Medio |
|--------------|--------------|--------------|--------------|
| 00 | 22 | 51 | 31 |
| 01 | 10 | 41 | 19 |
| 02 | 9 | 30 | 14 |
| 03 | 4 | 21 | 8 |
| 04 | 7 | 15 | 8 |
| 05 | 59 | 23 | 49 |
| 06 | 72 | 29 | 61 |
| 07 | 135 | 34 | 104 |
| 08 | 220 | 51 | 169 |
| 09 | 214 | 101 | 182 |
| 10 | 210 | 185 | 201 |
| 11 | 220 | 264 | 226 |
| 12 | 227 | 293 | 239 |
| 13 | 297 | 292 | 287 |
| 14 | 268 | 218 | 248 |
| 15 | 184 | 108 | 161 |
| 16 | 186 | 126 | 168 |
| 17 | 187 | 146 | 173 |
| 18 | 214 | 164 | 196 |
| 19 | 254 | 183 | 229 |
| 20 | 217 | 185 | 205 |
| 21 | 174 | 163 | 171 |
| 22 | 121 | 105 | 119 |
| 23 | 46 | 58 | 50 |
| Total | 3.557 | 2.886 | 3.318 |



Estación: **AC-305(0)**Tipo: **COM****MEMORIA DE AFOROS 2017**Rede/Red: **PC**IMD: **3.296**

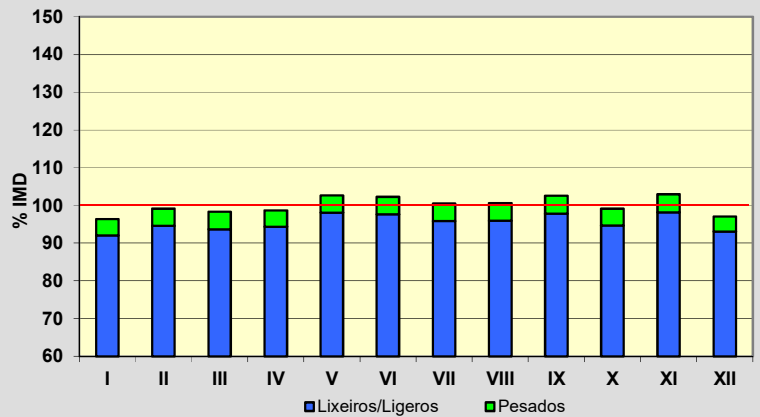
Nome/Nombre:

DodroIMDp: **150** I₃₀: **308**

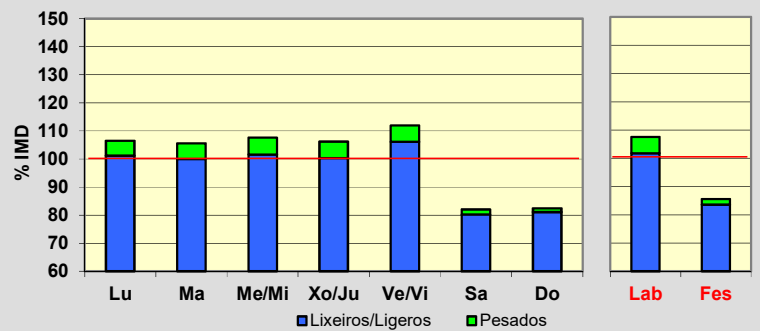
Treito/Tramo:

Padrón (AG-11) - Bexo (AC-306)% Pes.: **4,6** I₁₅₀: **285****Variación Mensual**

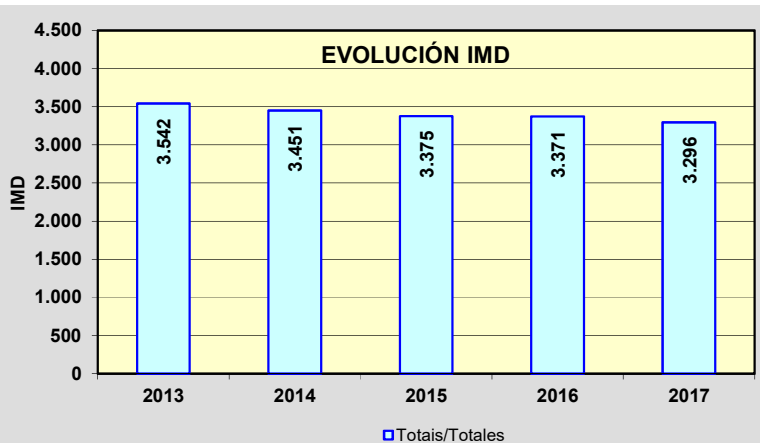
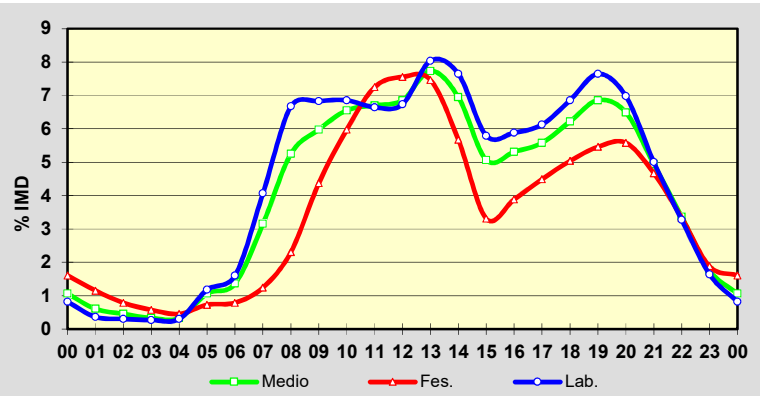
| | I.M.D. | % I.M.D. | % Pes. |
|------|--------|----------|--------|
| I | 3.176 | 96,36 | 4,5 |
| II | 3.267 | 99,12 | 4,6 |
| III | 3.240 | 98,30 | 4,7 |
| IV | 3.253 | 98,70 | 4,4 |
| V | 3.384 | 102,67 | 4,4 |
| VI | 3.371 | 102,28 | 4,5 |
| VII | 3.312 | 100,49 | 4,6 |
| VIII | 3.316 | 100,61 | 4,7 |
| IX | 3.381 | 102,58 | 4,6 |
| X | 3.267 | 99,12 | 4,5 |
| XI | 3.394 | 102,97 | 4,7 |
| XII | 3.199 | 97,06 | 4,1 |

**Semana Media**

| | I.M.D. | % I.M.D. | % Pes. |
|-------|--------|----------|--------|
| Lu | 3.512 | 106,55 | 5,1 |
| Ma | 3.480 | 105,58 | 5,3 |
| Me/Mi | 3.546 | 107,58 | 5,6 |
| Xo/Ju | 3.500 | 106,19 | 5,6 |
| Ve/Vi | 3.691 | 111,98 | 5,3 |
| Sa | 2.703 | 82,01 | 2,2 |
| Do | 2.718 | 82,46 | 1,6 |
| Lab | 3.545 | 107,55 | 5,4 |
| Fes | 2.821 | 85,59 | 2,3 |

**Día Medio**

| | Lab. | Fes. | Medio |
|--------------|--------------|--------------|--------------|
| 00 | 27 | 53 | 35 |
| 01 | 12 | 38 | 20 |
| 02 | 10 | 26 | 15 |
| 03 | 9 | 19 | 11 |
| 04 | 10 | 15 | 11 |
| 05 | 39 | 24 | 35 |
| 06 | 53 | 26 | 45 |
| 07 | 134 | 41 | 104 |
| 08 | 220 | 76 | 173 |
| 09 | 225 | 144 | 197 |
| 10 | 226 | 197 | 216 |
| 11 | 219 | 239 | 221 |
| 12 | 222 | 249 | 226 |
| 13 | 265 | 246 | 255 |
| 14 | 252 | 187 | 229 |
| 15 | 191 | 109 | 167 |
| 16 | 194 | 128 | 175 |
| 17 | 202 | 148 | 184 |
| 18 | 226 | 166 | 205 |
| 19 | 252 | 180 | 226 |
| 20 | 230 | 184 | 214 |
| 21 | 165 | 154 | 163 |
| 22 | 108 | 110 | 111 |
| 23 | 54 | 62 | 58 |
| Total | 3.545 | 2.821 | 3.296 |



Estación: **AC-305(13)**Tipo: **COM**

MEMORIA DE AFOROS 2017

Rede/Red: **PC**IMD: **2.178**

Nome/Nombre:

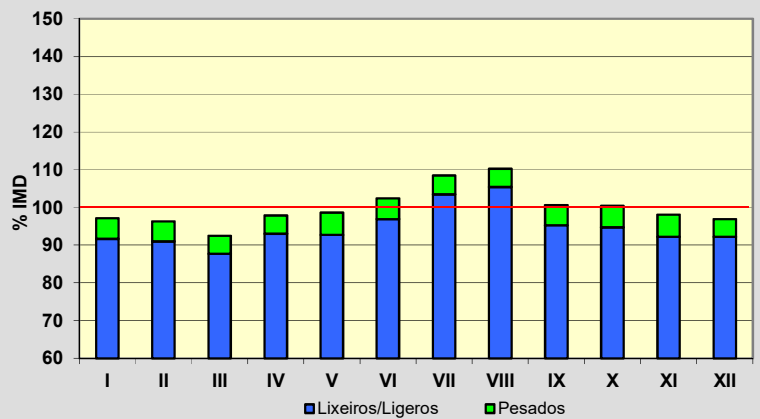
Araño

IMDp: **115** I₃₀: **236**

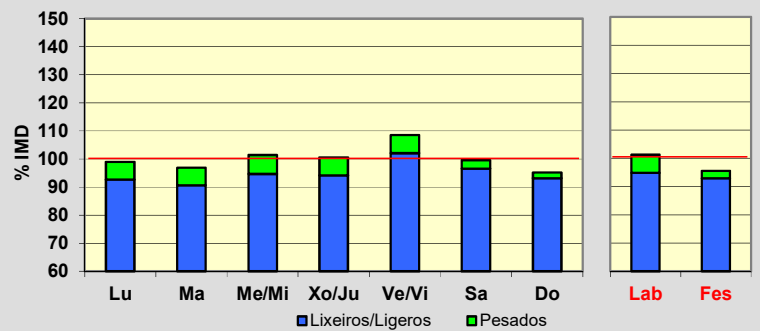
Treito/Tramo:

Bexo (AC-306) - Enl. Taragoña (AG-11)% Pes.: **5,3** I₁₅₀: **206****Variación Mensual**

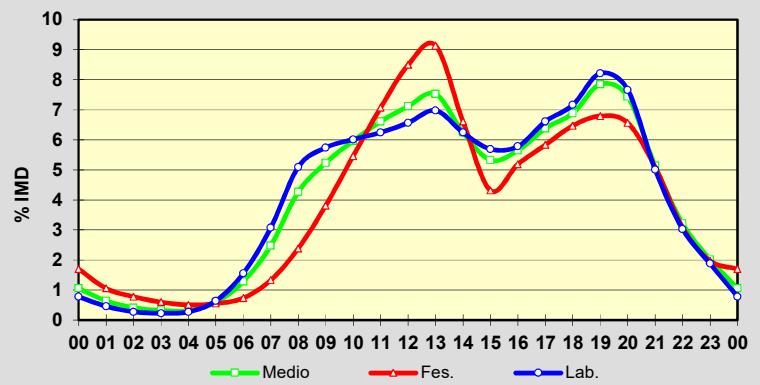
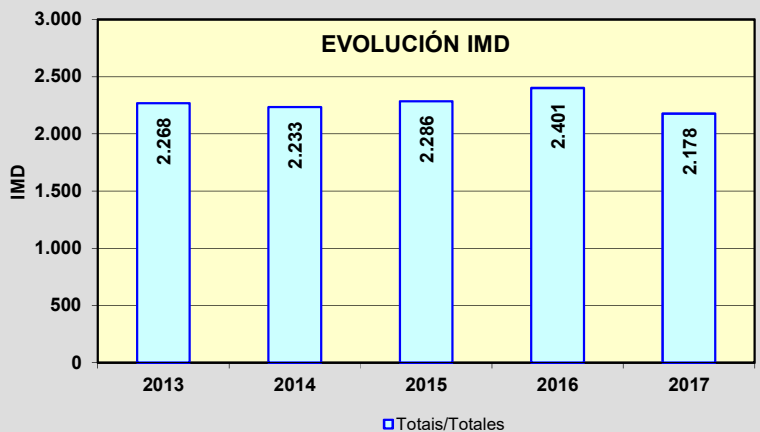
| | I.M.D. | % I.M.D. | % Pes. |
|------|--------|----------|--------|
| I | 2.116 | 97,15 | 5,6 |
| II | 2.098 | 96,33 | 5,5 |
| III | 2.015 | 92,52 | 5,2 |
| IV | 2.132 | 97,89 | 5,0 |
| V | 2.148 | 98,62 | 6,0 |
| VI | 2.231 | 102,43 | 5,4 |
| VII | 2.362 | 108,45 | 4,6 |
| VIII | 2.401 | 110,24 | 4,4 |
| IX | 2.192 | 100,64 | 5,4 |
| X | 2.187 | 100,41 | 5,7 |
| XI | 2.136 | 98,07 | 6,0 |
| XII | 2.110 | 96,88 | 4,8 |

**Semana Media**

| | I.M.D. | % I.M.D. | % Pes. |
|-------|--------|----------|--------|
| Lu | 2.157 | 99,04 | 6,4 |
| Ma | 2.111 | 96,92 | 6,5 |
| Me/Mi | 2.208 | 101,38 | 6,6 |
| Xo/Ju | 2.191 | 100,60 | 6,4 |
| Ve/Vi | 2.363 | 108,49 | 5,9 |
| Sa | 2.169 | 99,59 | 3,0 |
| Do | 2.072 | 95,13 | 2,1 |
| Lab | 2.205 | 101,24 | 6,3 |
| Fes | 2.081 | 95,55 | 2,8 |

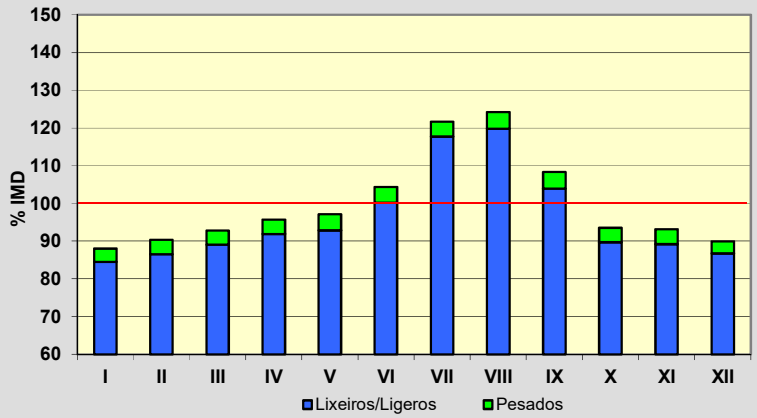
**Día Medio**

| | Lab. | Fes. | Medio |
|----|--------------|--------------|--------------|
| 00 | 17 | 37 | 23 |
| 01 | 10 | 23 | 14 |
| 02 | 6 | 17 | 9 |
| 03 | 5 | 13 | 7 |
| 04 | 6 | 11 | 7 |
| 05 | 14 | 12 | 13 |
| 06 | 34 | 16 | 28 |
| 07 | 67 | 29 | 54 |
| 08 | 111 | 52 | 93 |
| 09 | 125 | 83 | 114 |
| 10 | 131 | 119 | 130 |
| 11 | 136 | 154 | 144 |
| 12 | 143 | 185 | 155 |
| 13 | 152 | 199 | 164 |
| 14 | 136 | 144 | 136 |
| 15 | 124 | 94 | 116 |
| 16 | 126 | 113 | 123 |
| 17 | 144 | 127 | 139 |
| 18 | 156 | 141 | 150 |
| 19 | 179 | 148 | 171 |
| 20 | 167 | 143 | 162 |
| 21 | 109 | 111 | 112 |
| 22 | 66 | 67 | 70 |
| 23 | 41 | 43 | 44 |
| | 2.205 | 2.081 | 2.178 |

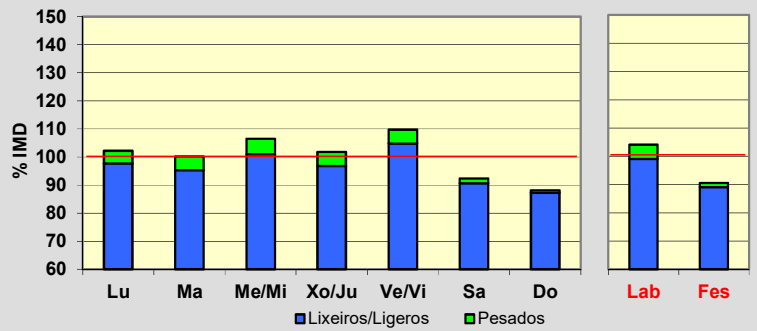
**EVOLUCIÓN IMD**

Estación: **AC-305(30)**Tipo: **COM****MEMORIA DE AFOROS 2017**Rede/Red: **PC**IMD: **6.773**Nome/Nombre: **Pobra do Caramiñal (AC-305)**IMDp: **265** I₃₀: **746**Treito/Tramo: **Boiro (Desvío Enl. Boiro Norte AG-11) - Pobra do Caramiñal (AC-302)**% Pes.: **3,9** I₁₅₀: **605****Variación Mensual**

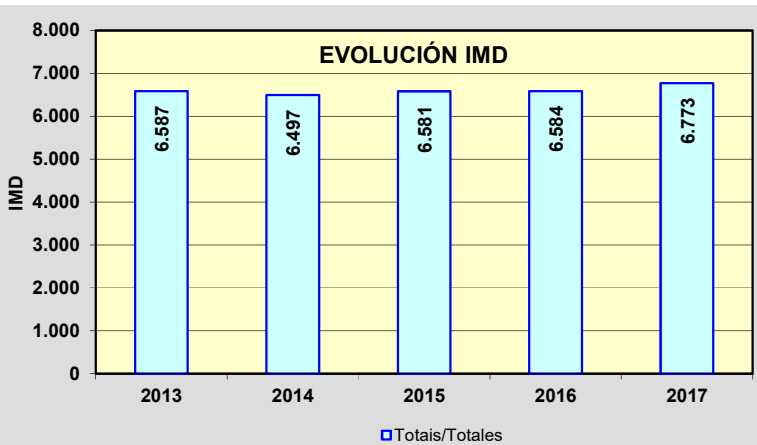
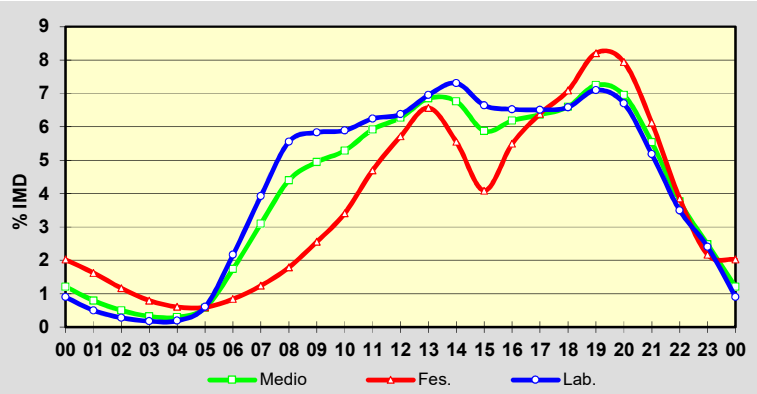
| | I.M.D. | % I.M.D. | % Pes. |
|------|--------|----------|--------|
| I | 5.961 | 88,01 | 4,0 |
| II | 6.116 | 90,30 | 4,2 |
| III | 6.282 | 92,75 | 3,9 |
| IV | 6.482 | 95,70 | 4,0 |
| V | 6.576 | 97,09 | 4,3 |
| VI | 7.070 | 104,39 | 4,0 |
| VII | 8.240 | 121,66 | 3,3 |
| VIII | 8.412 | 124,20 | 3,6 |
| IX | 7.334 | 108,28 | 4,0 |
| X | 6.335 | 93,53 | 4,0 |
| XI | 6.311 | 93,18 | 4,3 |
| XII | 6.091 | 89,93 | 3,6 |

**Semana Media**

| | I.M.D. | % I.M.D. | % Pes. |
|-------|--------|----------|--------|
| Lu | 6.924 | 102,23 | 4,5 |
| Ma | 6.789 | 100,24 | 5,0 |
| Me/Mi | 7.215 | 106,53 | 5,2 |
| Xo/Ju | 6.898 | 101,85 | 4,9 |
| Ve/Vi | 7.430 | 109,70 | 4,4 |
| Sa | 6.256 | 92,37 | 1,9 |
| Do | 5.970 | 88,14 | 1,0 |
| Lab | 7.049 | 104,08 | 4,8 |
| Fes | 6.132 | 90,54 | 1,6 |

**Día Medio**

| | Lab. | Fes. | Medio |
|----|--------------|--------------|--------------|
| 00 | 61 | 137 | 82 |
| 01 | 34 | 110 | 54 |
| 02 | 19 | 79 | 34 |
| 03 | 12 | 54 | 22 |
| 04 | 13 | 41 | 20 |
| 05 | 41 | 40 | 39 |
| 06 | 147 | 57 | 118 |
| 07 | 266 | 84 | 210 |
| 08 | 376 | 121 | 298 |
| 09 | 395 | 173 | 335 |
| 10 | 399 | 231 | 358 |
| 11 | 423 | 318 | 401 |
| 12 | 432 | 387 | 425 |
| 13 | 471 | 445 | 464 |
| 14 | 495 | 376 | 458 |
| 15 | 450 | 277 | 398 |
| 16 | 442 | 372 | 419 |
| 17 | 441 | 433 | 431 |
| 18 | 446 | 480 | 447 |
| 19 | 481 | 556 | 491 |
| 20 | 454 | 538 | 471 |
| 21 | 351 | 415 | 375 |
| 22 | 237 | 261 | 255 |
| 23 | 163 | 147 | 168 |
| | 7.049 | 6.132 | 6.773 |



Estación: **AC-306(1)**Tipo: **COM**

MEMORIA DE AFOROS 2017

Rede/Red: **S**IMD: **441**

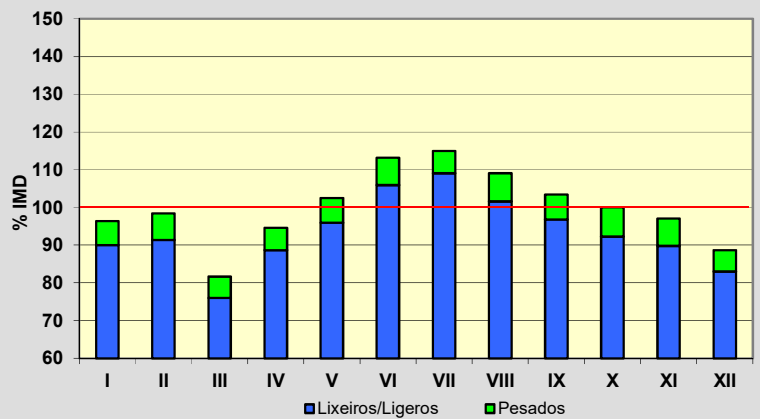
Nome/Nombre:

BexoIMDp: **29** I₃₀: **51**

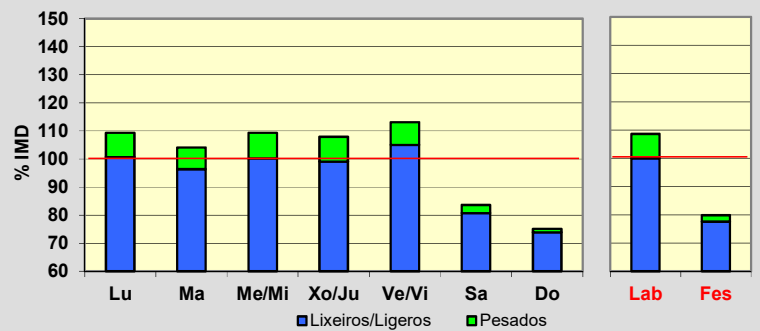
Treito/Tramo:

Bexo (AC-305) - O Regueiro (AC-553)% Pes.: **6,6** I₁₅₀: **44****Variación Mensual**

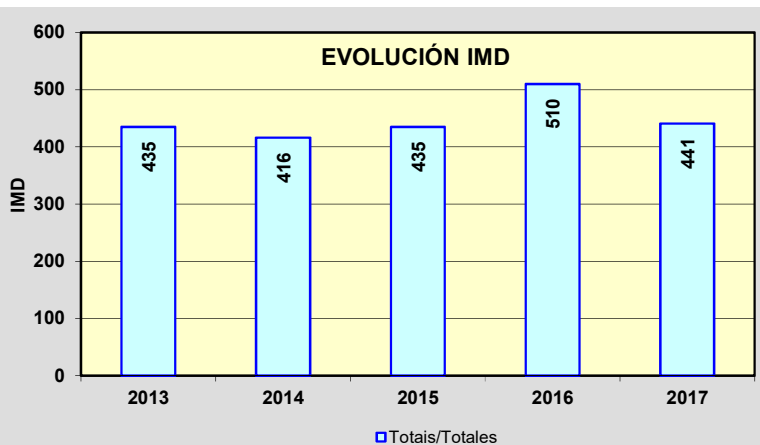
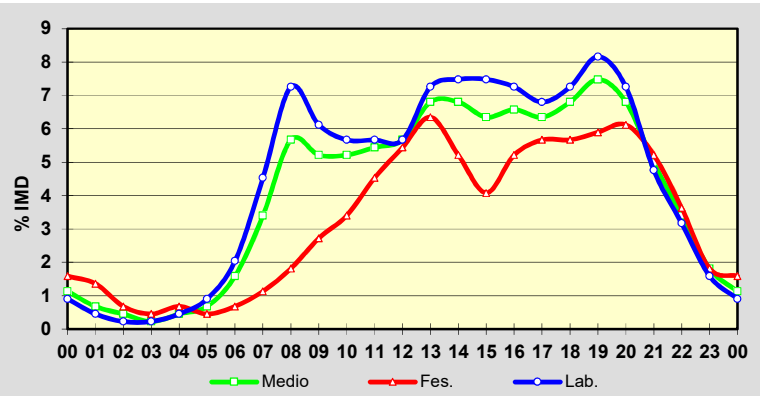
| | I.M.D. | % I.M.D. | % Pes. |
|------|--------|----------|--------|
| I | 425 | 96,37 | 6,6 |
| II | 434 | 98,41 | 7,1 |
| III | 360 | 81,63 | 6,9 |
| IV | 417 | 94,56 | 6,2 |
| V | 452 | 102,49 | 6,4 |
| VI | 499 | 113,15 | 6,4 |
| VII | 507 | 114,97 | 5,1 |
| VIII | 481 | 109,07 | 6,9 |
| IX | 456 | 103,40 | 6,4 |
| X | 441 | 100,00 | 7,7 |
| XI | 428 | 97,05 | 7,5 |
| XII | 391 | 88,66 | 6,4 |

**Semana Media**

| | I.M.D. | % I.M.D. | % Pes. |
|-------|--------|----------|--------|
| Lu | 482 | 109,30 | 7,9 |
| Ma | 459 | 104,08 | 7,4 |
| Me/Mi | 482 | 109,30 | 8,3 |
| Xo/Ju | 476 | 107,94 | 8,2 |
| Ve/Vi | 499 | 113,15 | 7,2 |
| Sa | 369 | 83,67 | 3,5 |
| Do | 331 | 75,06 | 1,5 |
| Lab | 479 | 108,62 | 7,9 |
| Fes | 352 | 79,82 | 2,8 |

**Día Medio**

| | Lab. | Fes. | Medio |
|----|------------|------------|------------|
| 00 | 4 | 7 | 5 |
| 01 | 2 | 6 | 3 |
| 02 | 1 | 3 | 2 |
| 03 | 1 | 2 | 1 |
| 04 | 2 | 3 | 2 |
| 05 | 4 | 2 | 3 |
| 06 | 9 | 3 | 7 |
| 07 | 20 | 5 | 15 |
| 08 | 32 | 8 | 25 |
| 09 | 27 | 12 | 23 |
| 10 | 25 | 15 | 23 |
| 11 | 25 | 20 | 24 |
| 12 | 25 | 24 | 25 |
| 13 | 32 | 28 | 30 |
| 14 | 33 | 23 | 30 |
| 15 | 33 | 18 | 28 |
| 16 | 32 | 23 | 29 |
| 17 | 30 | 25 | 28 |
| 18 | 32 | 25 | 30 |
| 19 | 36 | 26 | 33 |
| 20 | 32 | 27 | 30 |
| 21 | 21 | 23 | 22 |
| 22 | 14 | 16 | 15 |
| 23 | 7 | 8 | 8 |
| | 479 | 352 | 441 |



Estación: **AC-400(24)**Tipo: **COM****MEMORIA DE AFOROS 2017**Rede/Red: **PC**IMD: **2.729**

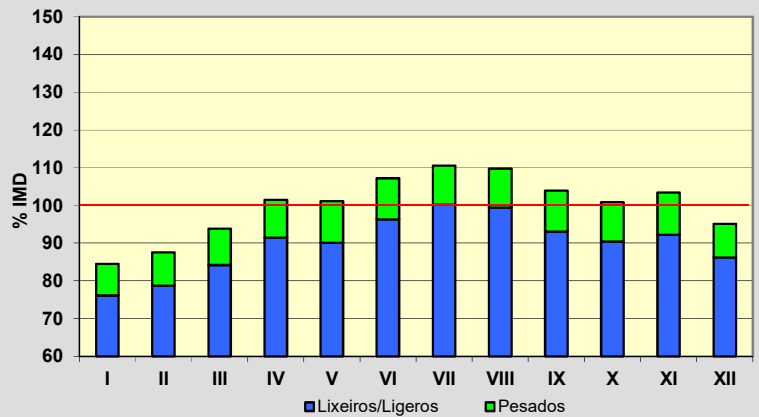
Nome/Nombre:

Pico CedeiraIMDp: **275** I₃₀: **274**

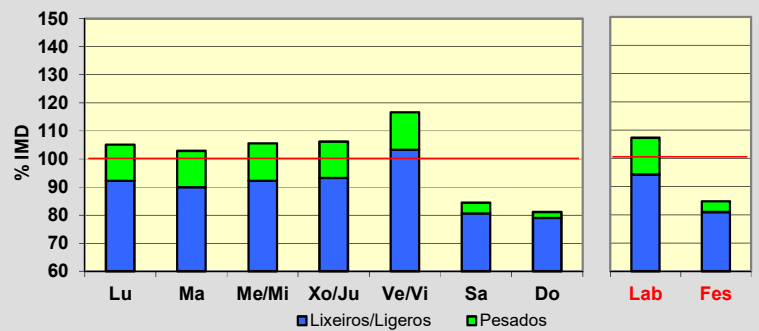
Treito/Tramo:

Fin Cerceda - A Silva (AC-413)% Pes.: **10,1** I₁₅₀: **243****Variación Mensual**

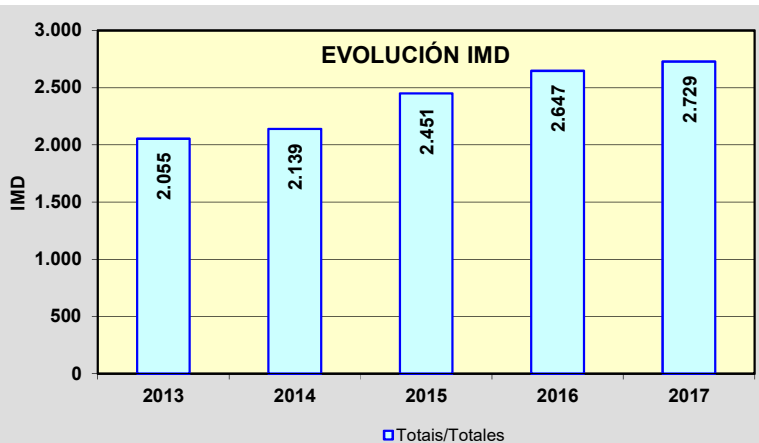
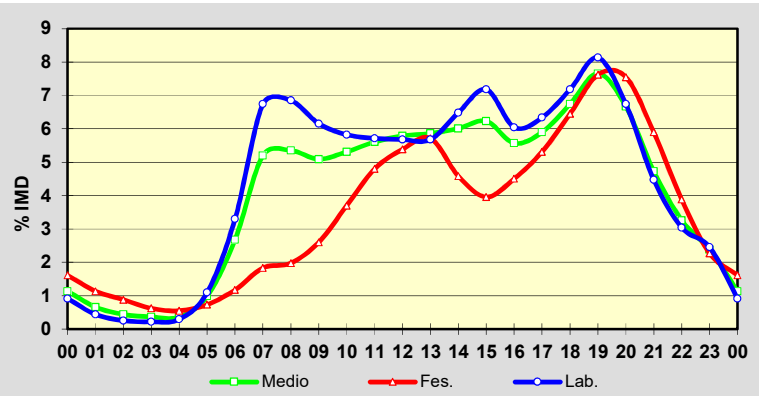
| | I.M.D. | % I.M.D. | % Pes. |
|------|--------|----------|--------|
| I | 2.306 | 84,50 | 9,9 |
| II | 2.389 | 87,54 | 10,0 |
| III | 2.560 | 93,81 | 10,3 |
| IV | 2.768 | 101,43 | 9,9 |
| V | 2.760 | 101,14 | 10,9 |
| VI | 2.926 | 107,22 | 10,2 |
| VII | 3.018 | 110,59 | 9,4 |
| VIII | 2.994 | 109,71 | 9,4 |
| IX | 2.836 | 103,92 | 10,4 |
| X | 2.753 | 100,88 | 10,4 |
| XI | 2.821 | 103,37 | 10,8 |
| XII | 2.595 | 95,09 | 9,4 |

**Semana Media**

| | I.M.D. | % I.M.D. | % Pes. |
|-------|--------|----------|--------|
| Lu | 2.868 | 105,09 | 12,2 |
| Ma | 2.807 | 102,86 | 12,5 |
| Me/Mi | 2.883 | 105,64 | 12,6 |
| Xo/Ju | 2.898 | 106,19 | 12,2 |
| Ve/Vi | 3.183 | 116,64 | 11,5 |
| Sa | 2.303 | 84,39 | 4,4 |
| Do | 2.213 | 81,09 | 2,6 |
| Lab | 2.927 | 107,26 | 12,2 |
| Fes | 2.313 | 84,76 | 4,5 |

**Día Medio**

| | Lab. | Fes. | Medio |
|----|--------------|--------------|--------------|
| 00 | 25 | 44 | 31 |
| 01 | 12 | 31 | 18 |
| 02 | 7 | 24 | 12 |
| 03 | 6 | 17 | 10 |
| 04 | 8 | 15 | 10 |
| 05 | 30 | 20 | 27 |
| 06 | 90 | 32 | 73 |
| 07 | 184 | 50 | 142 |
| 08 | 187 | 54 | 146 |
| 09 | 168 | 71 | 139 |
| 10 | 159 | 101 | 145 |
| 11 | 156 | 131 | 153 |
| 12 | 155 | 147 | 158 |
| 13 | 155 | 156 | 160 |
| 14 | 177 | 125 | 164 |
| 15 | 196 | 108 | 170 |
| 16 | 165 | 123 | 152 |
| 17 | 173 | 145 | 161 |
| 18 | 196 | 176 | 184 |
| 19 | 222 | 208 | 209 |
| 20 | 184 | 206 | 182 |
| 21 | 122 | 161 | 129 |
| 22 | 83 | 106 | 89 |
| 23 | 67 | 62 | 65 |
| | 2.927 | 2.313 | 2.729 |



Estación: **AC-400(35)**Tipo: **COM****MEMORIA DE AFOROS 2017**Rede/Red: **PC**IMD: **1.645**

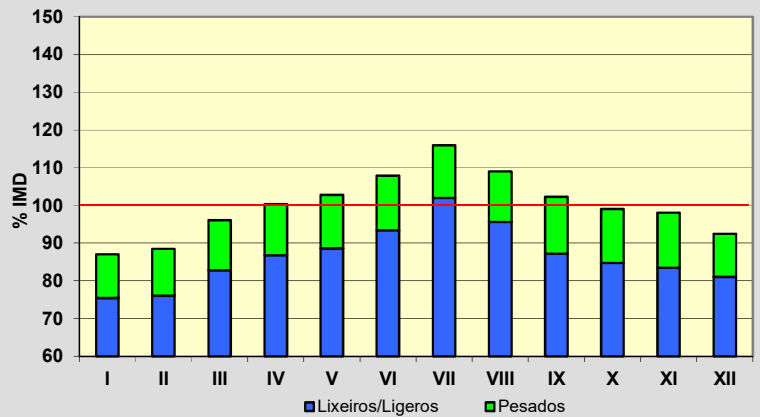
Nome/Nombre:

Castiñeiro (AC-400)IMDp: **223** I₃₀: **198**

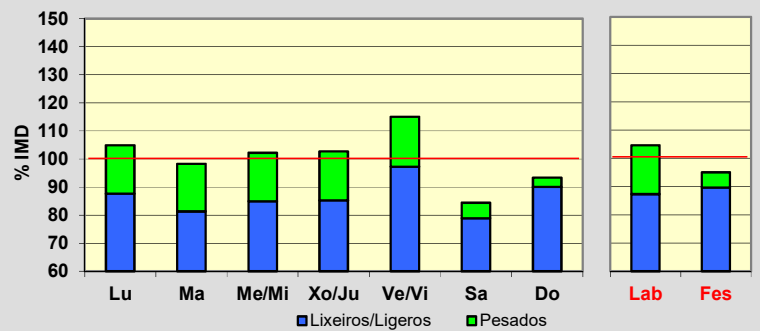
Treito/Tramo:

A Silva (AC-413) - O Empalme (Estda. A Carballo)% Pes.: **13,6** I₁₅₀: **160****Variación Mensual**

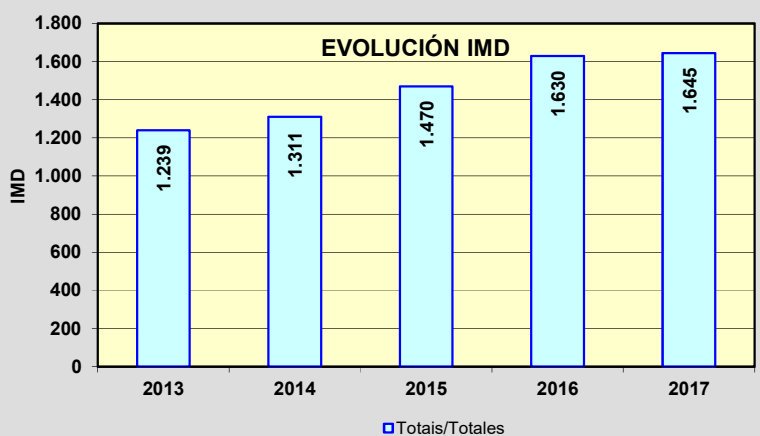
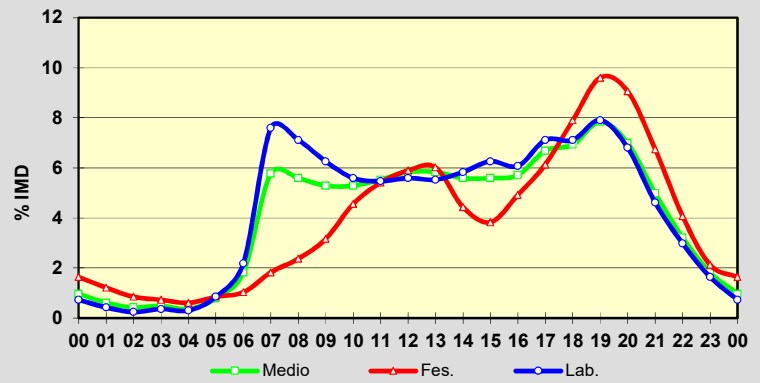
| | I.M.D. | % I.M.D. | % Pes. |
|------|--------|----------|--------|
| I | 1.432 | 87,05 | 13,3 |
| II | 1.455 | 88,45 | 14,0 |
| III | 1.581 | 96,11 | 13,9 |
| IV | 1.650 | 100,30 | 13,5 |
| V | 1.691 | 102,80 | 13,8 |
| VI | 1.774 | 107,84 | 13,4 |
| VII | 1.907 | 115,93 | 12,1 |
| VIII | 1.793 | 109,00 | 12,3 |
| IX | 1.682 | 102,25 | 14,7 |
| X | 1.629 | 99,03 | 14,4 |
| XI | 1.614 | 98,12 | 14,9 |
| XII | 1.522 | 92,52 | 12,4 |

**Semana Media**

| | I.M.D. | % I.M.D. | % Pes. |
|-------|--------|----------|--------|
| Lu | 1.726 | 104,92 | 16,5 |
| Ma | 1.617 | 98,30 | 17,3 |
| Me/Mi | 1.682 | 102,25 | 16,9 |
| Xo/Ju | 1.690 | 102,74 | 17,0 |
| Ve/Vi | 1.892 | 115,02 | 15,4 |
| Sa | 1.389 | 84,44 | 6,6 |
| Do | 1.536 | 93,37 | 3,6 |
| Lab | 1.721 | 104,62 | 16,6 |
| Fes | 1.563 | 95,02 | 5,7 |

**Día Medio**

| | Lab. | Fes. | Medio |
|----|--------------|--------------|--------------|
| 00 | 12 | 27 | 16 |
| 01 | 7 | 20 | 10 |
| 02 | 4 | 14 | 7 |
| 03 | 6 | 12 | 8 |
| 04 | 5 | 10 | 6 |
| 05 | 14 | 14 | 13 |
| 06 | 36 | 17 | 30 |
| 07 | 125 | 30 | 95 |
| 08 | 117 | 39 | 92 |
| 09 | 103 | 52 | 87 |
| 10 | 92 | 75 | 87 |
| 11 | 90 | 89 | 91 |
| 12 | 92 | 97 | 96 |
| 13 | 91 | 99 | 96 |
| 14 | 96 | 73 | 92 |
| 15 | 103 | 63 | 92 |
| 16 | 100 | 81 | 94 |
| 17 | 117 | 101 | 110 |
| 18 | 117 | 130 | 114 |
| 19 | 130 | 158 | 129 |
| 20 | 112 | 149 | 115 |
| 21 | 76 | 111 | 82 |
| 22 | 49 | 67 | 53 |
| 23 | 27 | 35 | 30 |
| | 1.721 | 1.563 | 1.645 |



Estación: **AC-400(72)**Tipo: **COM****MEMORIA DE AFOROS 2017**Rede/Red: **PC**IMD: **3.054**

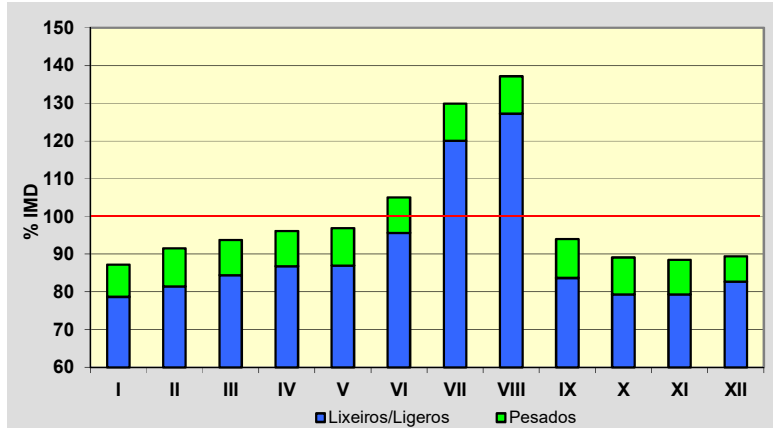
Nome/Nombre:

Pino do Val (AC-400)IMDp: **286** I₃₀: **470**

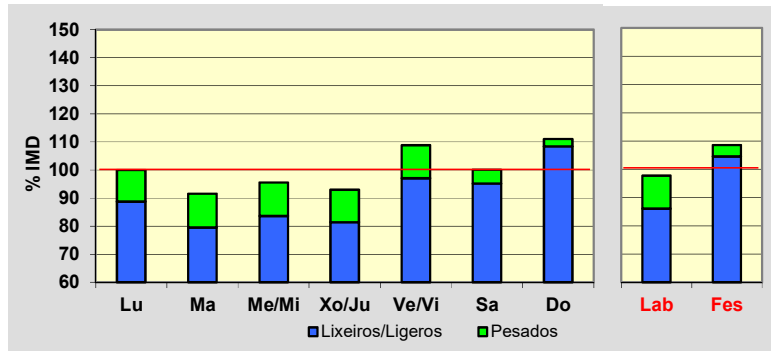
Treito/Tramo:

A Pereira (AC-441) - Pino do Val% Pes.: **9,4** I₁₅₀: **325****Variación Mensual**

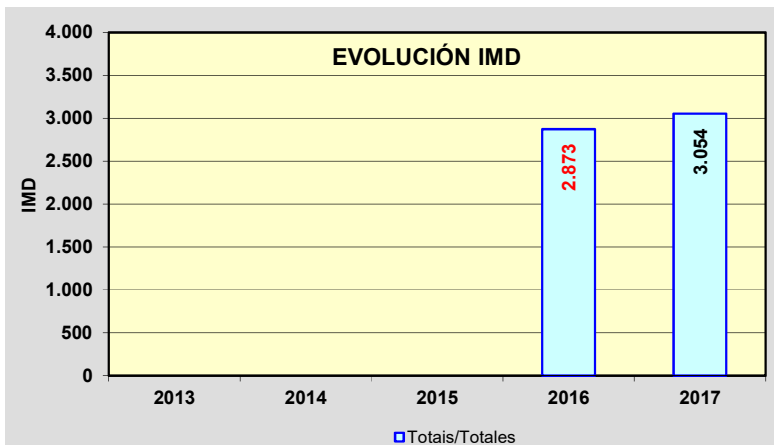
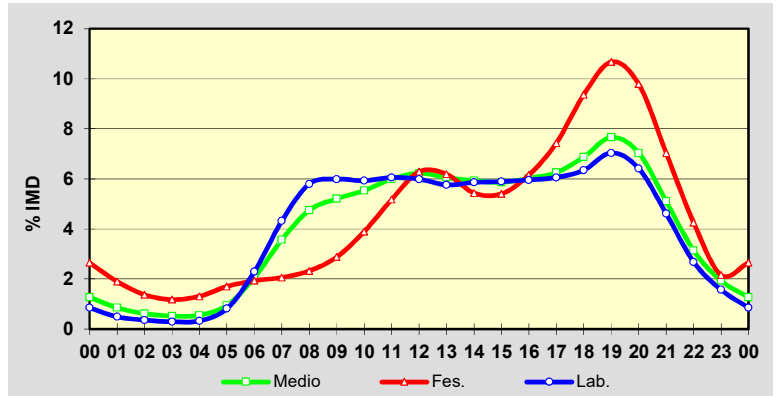
| | I.M.D. | % I.M.D. | % Pes. |
|------|--------|----------|--------|
| I | 2.663 | 87,20 | 9,8 |
| II | 2.796 | 91,55 | 11,1 |
| III | 2.864 | 93,78 | 10,0 |
| IV | 2.937 | 96,17 | 9,7 |
| V | 2.960 | 96,92 | 10,3 |
| VI | 3.208 | 105,04 | 9,0 |
| VII | 3.967 | 129,90 | 7,6 |
| VIII | 4.189 | 137,16 | 7,3 |
| IX | 2.871 | 94,01 | 11,0 |
| X | 2.722 | 89,13 | 11,0 |
| XI | 2.701 | 88,44 | 10,3 |
| XII | 2.732 | 89,46 | 7,6 |

**Semana Media**

| | I.M.D. | % I.M.D. | % Pes. |
|-------|--------|----------|--------|
| Lu | 3.053 | 99,97 | 11,3 |
| Ma | 2.795 | 91,52 | 13,1 |
| Me/Mi | 2.918 | 95,55 | 12,5 |
| Xo/Ju | 2.840 | 92,99 | 12,4 |
| Ve/Vi | 3.323 | 108,81 | 10,7 |
| Sa | 3.057 | 100,10 | 4,9 |
| Do | 3.392 | 111,07 | 2,4 |
| Lab | 2.985 | 97,74 | 12,0 |
| Fes | 3.316 | 108,58 | 3,7 |

**Día Medio**

| | Lab. | Fes. | Medio |
|--------------|--------------|--------------|--------------|
| 00 | 26 | 81 | 39 |
| 01 | 15 | 58 | 26 |
| 02 | 11 | 42 | 19 |
| 03 | 9 | 36 | 16 |
| 04 | 10 | 40 | 17 |
| 05 | 25 | 52 | 29 |
| 06 | 70 | 59 | 63 |
| 07 | 132 | 63 | 109 |
| 08 | 177 | 71 | 145 |
| 09 | 183 | 88 | 159 |
| 10 | 181 | 119 | 169 |
| 11 | 185 | 158 | 183 |
| 12 | 183 | 192 | 190 |
| 13 | 176 | 189 | 185 |
| 14 | 179 | 166 | 181 |
| 15 | 180 | 165 | 179 |
| 16 | 182 | 188 | 184 |
| 17 | 185 | 227 | 191 |
| 18 | 194 | 286 | 210 |
| 19 | 215 | 326 | 234 |
| 20 | 196 | 299 | 215 |
| 21 | 141 | 215 | 156 |
| 22 | 82 | 130 | 96 |
| 23 | 48 | 66 | 59 |
| Total | 2.985 | 3.316 | 3.054 |



Estación: **AC-404(14)**Tipo: **COM****MEMORIA DE AFOROS 2017**Rede/Red: **PC**IMD: **2.380**

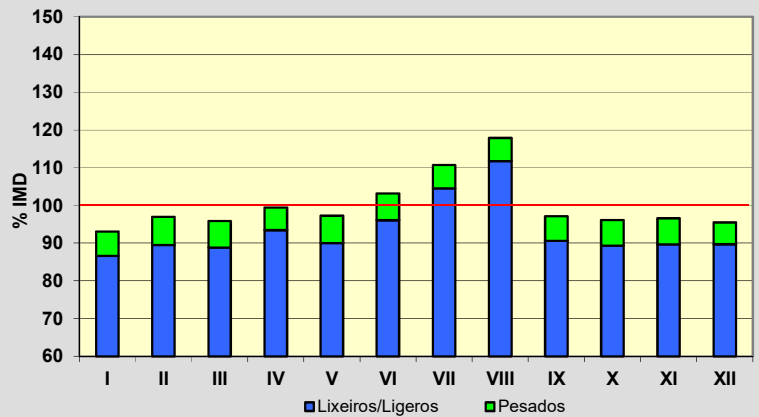
Nome/Nombre:

ZasIMDp: **158** I₃₀: **246**

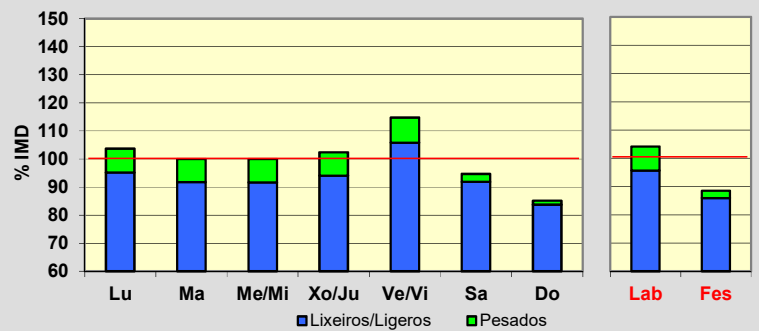
Treito/Tramo:

Zas (DP-9304) - Baio (AC-552)% Pes.: **6,6** I₁₅₀: **217****Variación Mensual**

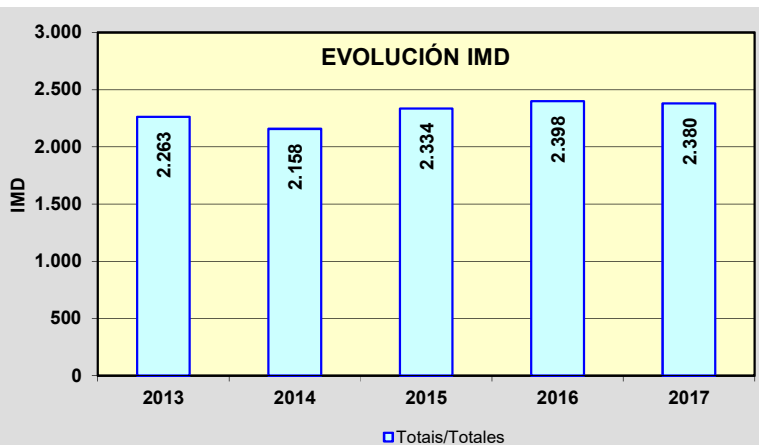
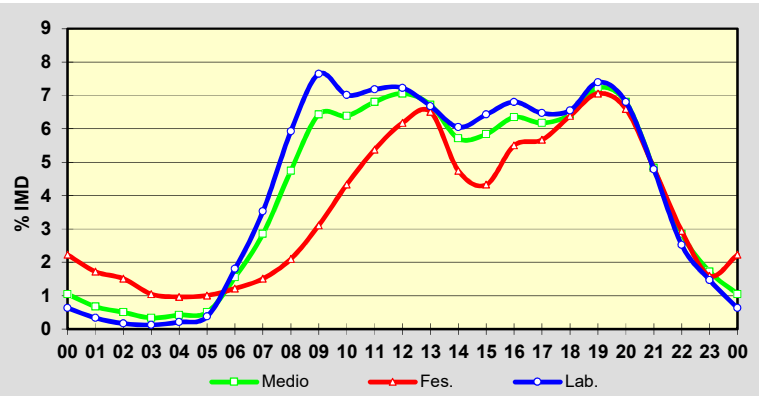
| | I.M.D. | % I.M.D. | % Pes. |
|------|--------|----------|--------|
| I | 2.215 | 93,07 | 7,0 |
| II | 2.308 | 96,97 | 7,7 |
| III | 2.281 | 95,84 | 7,3 |
| IV | 2.366 | 99,41 | 6,0 |
| V | 2.315 | 97,27 | 7,5 |
| VI | 2.456 | 103,19 | 6,9 |
| VII | 2.634 | 110,67 | 5,5 |
| VIII | 2.805 | 117,86 | 5,2 |
| IX | 2.312 | 97,14 | 6,7 |
| X | 2.289 | 96,18 | 7,1 |
| XI | 2.299 | 96,60 | 7,2 |
| XII | 2.273 | 95,50 | 6,0 |

**Semana Media**

| | I.M.D. | % I.M.D. | % Pes. |
|-------|--------|----------|--------|
| Lu | 2.469 | 103,74 | 8,3 |
| Ma | 2.380 | 100,00 | 8,2 |
| Me/Mi | 2.380 | 100,00 | 8,4 |
| Xo/Ju | 2.437 | 102,39 | 8,2 |
| Ve/Vi | 2.731 | 114,75 | 7,8 |
| Sa | 2.254 | 94,71 | 3,0 |
| Do | 2.027 | 85,17 | 1,7 |
| Lab | 2.479 | 104,16 | 8,1 |
| Fes | 2.106 | 88,49 | 2,9 |

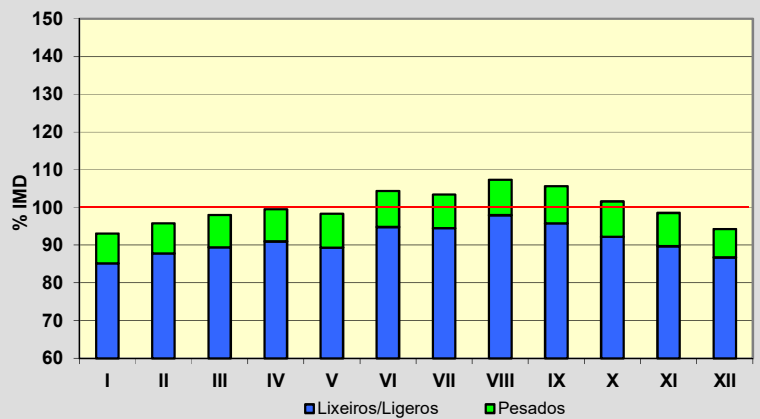
**Día Medio**

| | Lab. | Fes. | Medio |
|--------------|--------------|--------------|--------------|
| 00 | 15 | 53 | 25 |
| 01 | 8 | 41 | 16 |
| 02 | 4 | 36 | 12 |
| 03 | 3 | 25 | 8 |
| 04 | 5 | 23 | 10 |
| 05 | 9 | 24 | 12 |
| 06 | 43 | 29 | 37 |
| 07 | 84 | 36 | 68 |
| 08 | 141 | 50 | 113 |
| 09 | 182 | 74 | 153 |
| 10 | 167 | 103 | 152 |
| 11 | 171 | 128 | 162 |
| 12 | 172 | 147 | 168 |
| 13 | 159 | 155 | 160 |
| 14 | 144 | 113 | 136 |
| 15 | 153 | 103 | 139 |
| 16 | 162 | 131 | 151 |
| 17 | 154 | 135 | 147 |
| 18 | 156 | 152 | 153 |
| 19 | 176 | 168 | 172 |
| 20 | 162 | 157 | 162 |
| 21 | 114 | 115 | 115 |
| 22 | 60 | 70 | 68 |
| 23 | 35 | 38 | 41 |
| Total | 2.479 | 2.106 | 2.380 |

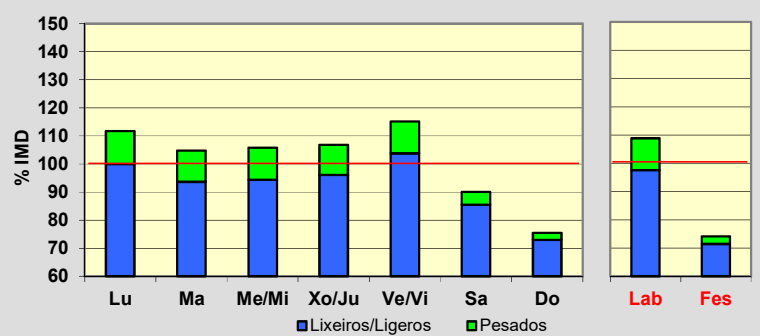


Estación: **AC-406(26)**Tipo: **PER****MEMORIA DE AFOROS 2017**Rede/Red: **PC**IMD: **3.855**Nome/Nombre: **Ser**IMDp: **339** I₃₀: **360**Treito/Tramo: **Ponte Failde (AC-444) - Santa Comba (AC-400)**% Pes.: **8,8** I₁₅₀: **332****Variación Mensual**


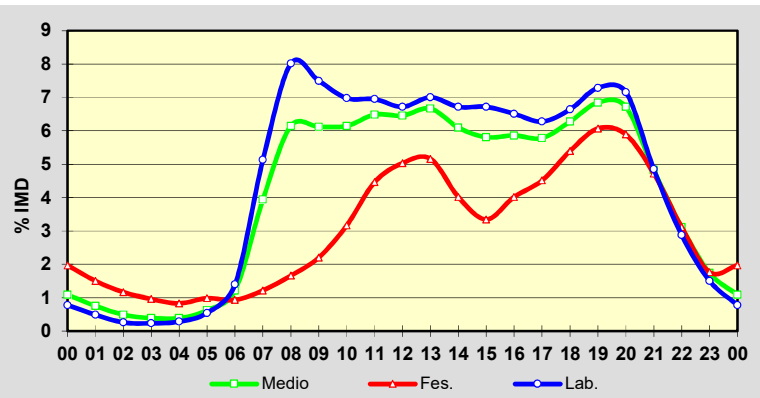
| | I.M.D. | % I.M.D. | % Pes. |
|------|--------|----------|--------|
| I | 3.589 | 93,10 | 8,5 |
| II | 3.693 | 95,80 | 8,3 |
| III | 3.779 | 98,03 | 8,8 |
| IV | 3.837 | 99,53 | 8,6 |
| V | 3.790 | 98,31 | 9,1 |
| VI | 4.023 | 104,36 | 9,2 |
| VII | 3.985 | 103,37 | 8,6 |
| VIII | 4.137 | 107,32 | 8,7 |
| IX | 4.071 | 105,60 | 9,3 |
| X | 3.917 | 101,61 | 9,2 |
| XI | 3.798 | 98,52 | 9,0 |
| XII | 3.635 | 94,29 | 8,0 |

**Semana Media**

| | I.M.D. | % I.M.D. | % Pes. |
|-------|--------|----------|--------|
| Lu | 4.307 | 111,73 | 10,5 |
| Ma | 4.042 | 104,85 | 10,7 |
| Me/Mi | 4.078 | 105,78 | 10,8 |
| Xo/Ju | 4.119 | 106,85 | 10,1 |
| Ve/Vi | 4.439 | 115,15 | 9,9 |
| Sa | 3.473 | 90,09 | 5,0 |
| Do | 2.910 | 75,49 | 3,4 |
| Lab | 4.196 | 108,85 | 10,4 |
| Fes | 2.857 | 74,11 | 3,6 |

**Día Medio**

| | Lab. | Fes. | Medio |
|----|--------------|--------------|--------------|
| 00 | 30 | 76 | 42 |
| 01 | 19 | 58 | 29 |
| 02 | 10 | 45 | 19 |
| 03 | 9 | 37 | 15 |
| 04 | 11 | 32 | 15 |
| 05 | 21 | 38 | 24 |
| 06 | 54 | 36 | 47 |
| 07 | 198 | 47 | 152 |
| 08 | 309 | 64 | 237 |
| 09 | 289 | 85 | 236 |
| 10 | 269 | 122 | 237 |
| 11 | 268 | 172 | 250 |
| 12 | 259 | 194 | 249 |
| 13 | 270 | 199 | 257 |
| 14 | 259 | 155 | 235 |
| 15 | 259 | 129 | 224 |
| 16 | 251 | 155 | 226 |
| 17 | 242 | 174 | 223 |
| 18 | 256 | 208 | 242 |
| 19 | 281 | 234 | 264 |
| 20 | 276 | 227 | 259 |
| 21 | 187 | 182 | 186 |
| 22 | 111 | 120 | 120 |
| 23 | 58 | 68 | 67 |
| | 4.196 | 2.857 | 3.855 |



Estación: **AC-413(6)**Tipo: **PER****MEMORIA DE AFOROS 2017**Rede/Red: **PC**IMD: **2.285**

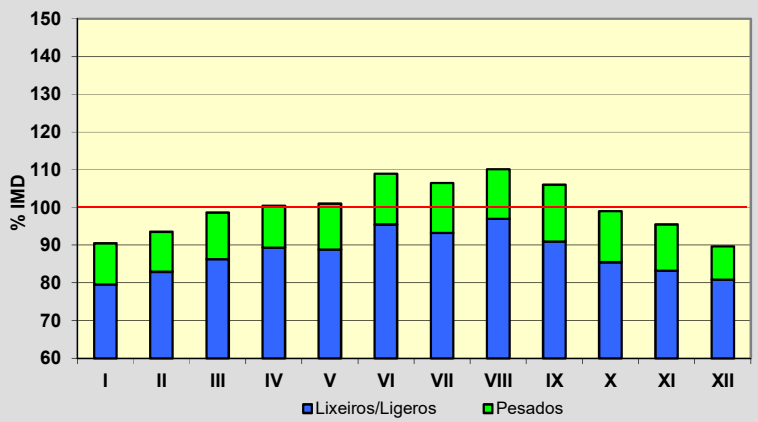
Nome/Nombre:

LestaIMDp: **279** I₃₀: **212**

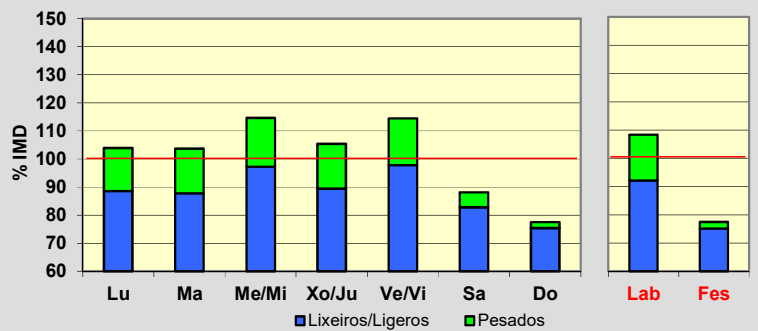
Treito/Tramo:

Ordes (CP-5903) - A Silva (AC-400)% Pes.: **12,2** I₁₅₀: **194****Variación Mensual**

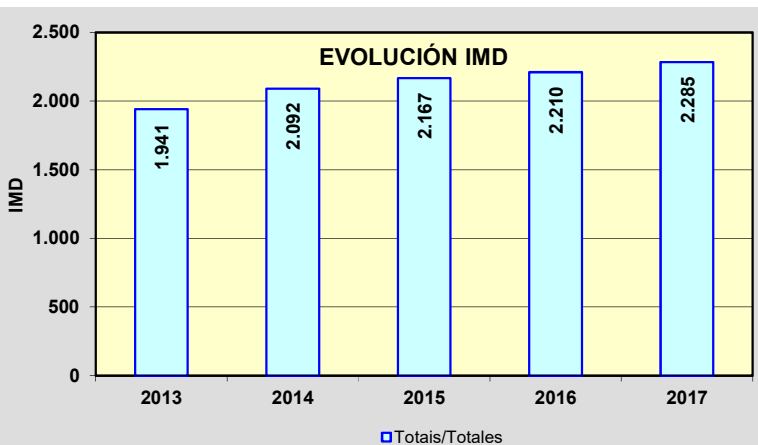
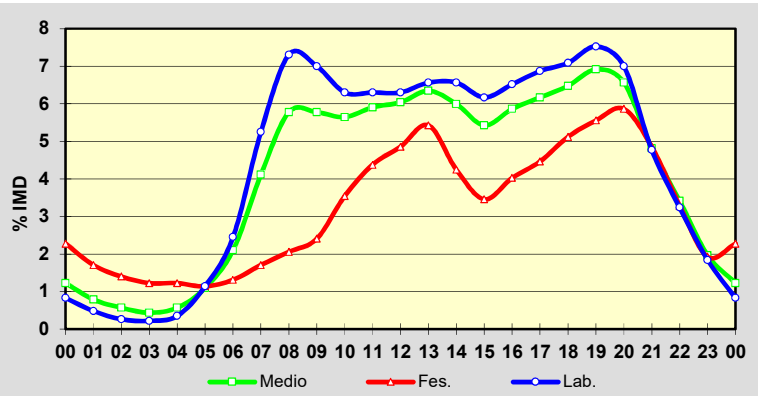
| | I.M.D. | % I.M.D. | % Pes. |
|------|--------|----------|--------|
| I | 2.067 | 90,46 | 12,0 |
| II | 2.137 | 93,52 | 11,3 |
| III | 2.253 | 98,60 | 12,5 |
| IV | 2.295 | 100,44 | 11,1 |
| V | 2.308 | 101,01 | 12,1 |
| VI | 2.489 | 108,93 | 12,4 |
| VII | 2.432 | 106,43 | 12,4 |
| VIII | 2.516 | 110,11 | 11,9 |
| IX | 2.423 | 106,04 | 14,2 |
| X | 2.261 | 98,95 | 13,6 |
| XI | 2.182 | 95,49 | 12,8 |
| XII | 2.048 | 89,63 | 9,8 |

**Semana Media**

| | I.M.D. | % I.M.D. | % Pes. |
|-------|--------|----------|--------|
| Lu | 2.374 | 103,89 | 14,7 |
| Ma | 2.370 | 103,72 | 15,4 |
| Me/Mi | 2.619 | 114,62 | 15,1 |
| Xo/Ju | 2.409 | 105,43 | 15,1 |
| Ve/Vi | 2.615 | 114,44 | 14,5 |
| Sa | 2.015 | 88,18 | 6,1 |
| Do | 1.770 | 77,46 | 2,6 |
| Lab | 2.476 | 108,36 | 15,0 |
| Fes | 1.770 | 77,46 | 3,1 |

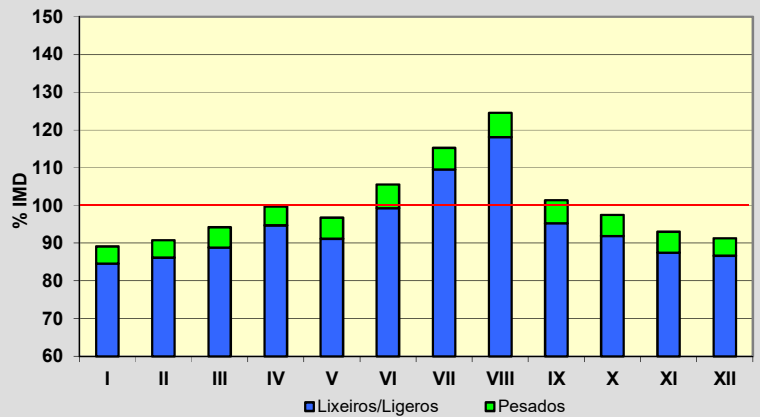
**Día Medio**

| | Lab. | Fes. | Medio |
|----|--------------|--------------|--------------|
| 00 | 19 | 52 | 28 |
| 01 | 11 | 39 | 18 |
| 02 | 6 | 32 | 13 |
| 03 | 5 | 28 | 10 |
| 04 | 8 | 28 | 13 |
| 05 | 26 | 26 | 25 |
| 06 | 56 | 30 | 48 |
| 07 | 120 | 39 | 94 |
| 08 | 167 | 47 | 132 |
| 09 | 160 | 55 | 132 |
| 10 | 144 | 81 | 129 |
| 11 | 144 | 100 | 135 |
| 12 | 144 | 111 | 138 |
| 13 | 150 | 124 | 145 |
| 14 | 150 | 97 | 137 |
| 15 | 141 | 79 | 124 |
| 16 | 149 | 92 | 134 |
| 17 | 157 | 102 | 141 |
| 18 | 162 | 117 | 148 |
| 19 | 172 | 127 | 158 |
| 20 | 160 | 134 | 150 |
| 21 | 109 | 111 | 110 |
| 22 | 74 | 75 | 78 |
| 23 | 42 | 44 | 45 |
| | 2.476 | 1.770 | 2.285 |

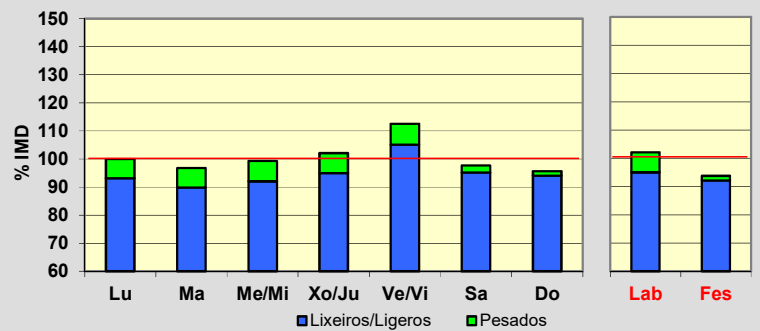


Estación: **AC-418(5)**Tipo: **PER****MEMORIA DE AFOROS 2017**Rede/Red: **PC**IMD: **8.851**Nome/Nombre: **Buño**IMDp: **483** I₃₀: **943**Treito/Tramo: **Carballo (AG-55) - Buño Sur (AC-414)**% Pes.: **5,5** I₁₅₀: **812****Variación Mensual**

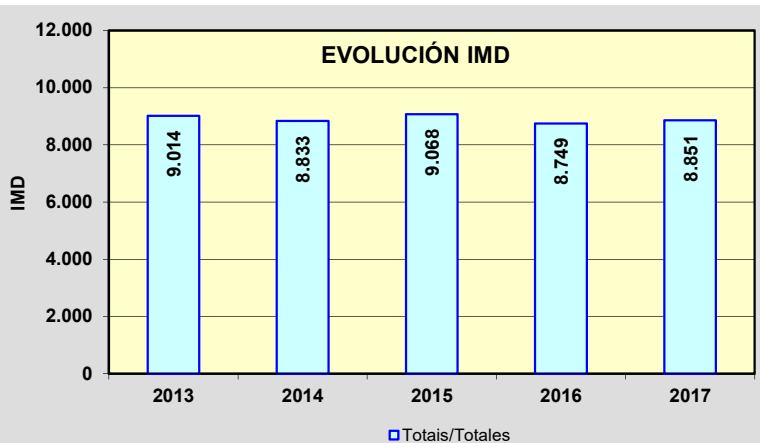
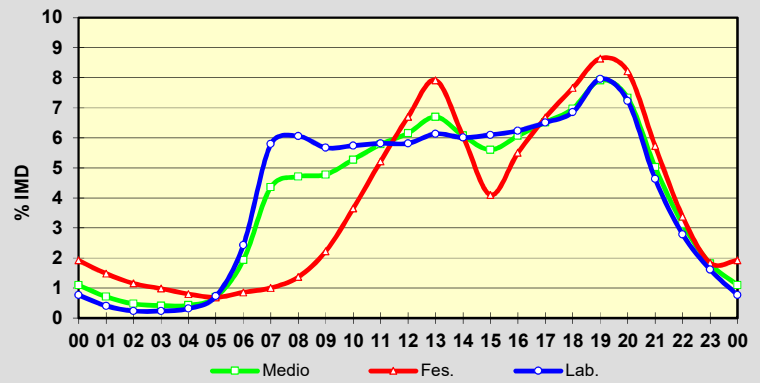
| | I.M.D. | % I.M.D. | % Pes. |
|------|--------|----------|--------|
| I | 7.888 | 89,12 | 5,1 |
| II | 8.033 | 90,76 | 5,1 |
| III | 8.336 | 94,18 | 5,7 |
| IV | 8.828 | 99,74 | 5,0 |
| V | 8.566 | 96,78 | 5,8 |
| VI | 9.341 | 105,54 | 6,0 |
| VII | 10.201 | 115,25 | 5,0 |
| VIII | 11.021 | 124,52 | 5,1 |
| IX | 8.970 | 101,34 | 6,0 |
| X | 8.632 | 97,53 | 5,8 |
| XI | 8.234 | 93,03 | 5,9 |
| XII | 8.079 | 91,28 | 5,0 |

**Semana Media**

| | I.M.D. | % I.M.D. | % Pes. |
|-------|--------|----------|--------|
| Lu | 8.853 | 100,02 | 6,8 |
| Ma | 8.563 | 96,75 | 7,1 |
| Me/Mi | 8.792 | 99,33 | 7,3 |
| Xo/Ju | 9.035 | 102,08 | 6,9 |
| Ve/Vi | 9.963 | 112,56 | 6,6 |
| Sa | 8.644 | 97,66 | 2,5 |
| Do | 8.466 | 95,65 | 1,7 |
| Lab | 9.038 | 102,11 | 6,9 |
| Fes | 8.300 | 93,77 | 1,7 |

**Día Medio**

| | Lab. | Fes. | Medio |
|--------------|--------------|--------------|--------------|
| 00 | 68 | 170 | 97 |
| 01 | 36 | 131 | 63 |
| 02 | 21 | 102 | 42 |
| 03 | 21 | 87 | 37 |
| 04 | 28 | 71 | 38 |
| 05 | 65 | 61 | 62 |
| 06 | 215 | 76 | 171 |
| 07 | 513 | 89 | 386 |
| 08 | 536 | 121 | 417 |
| 09 | 502 | 197 | 423 |
| 10 | 508 | 323 | 467 |
| 11 | 515 | 462 | 512 |
| 12 | 515 | 593 | 545 |
| 13 | 543 | 701 | 593 |
| 14 | 532 | 536 | 538 |
| 15 | 540 | 363 | 496 |
| 16 | 552 | 487 | 537 |
| 17 | 576 | 591 | 577 |
| 18 | 607 | 678 | 617 |
| 19 | 705 | 765 | 701 |
| 20 | 640 | 727 | 649 |
| 21 | 410 | 507 | 445 |
| 22 | 247 | 299 | 277 |
| 23 | 143 | 163 | 161 |
| Total | 9.038 | 8.300 | 8.851 |



Estación: **AC-419(4)**Tipo: **COM****MEMORIA DE AFOROS 2017**Rede/Red: **PC**IMD: **4.287**

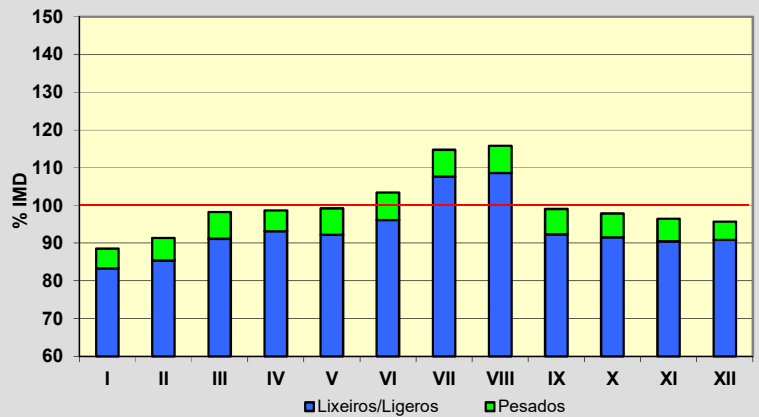
Nome/Nombre:

PazosIMDp: **273** I₃₀: **446**

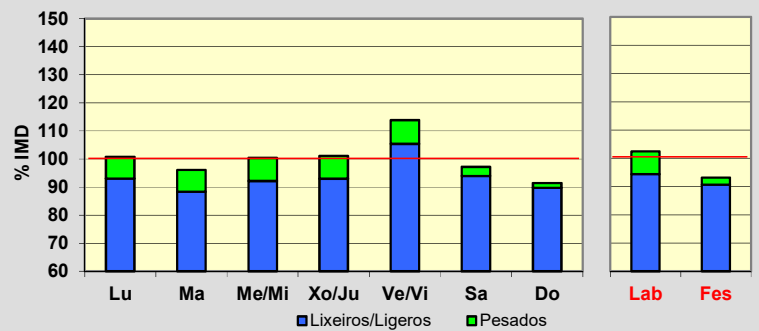
Treito/Tramo:

Buño (AC-422) - Ponteceso (AC-424)% Pes.: **6,4** I₁₅₀: **382****Variación Mensual**

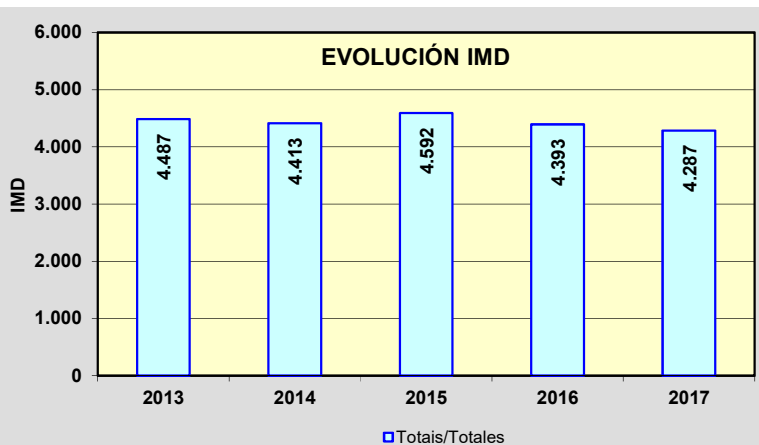
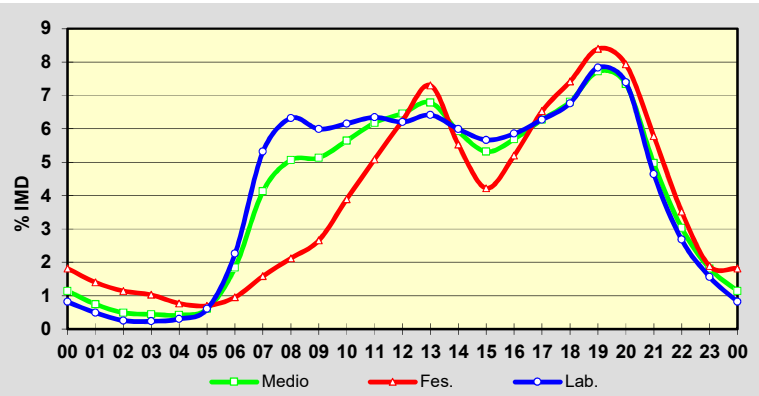
| | I.M.D. | % I.M.D. | % Pes. |
|------|--------|----------|--------|
| I | 3.796 | 88,55 | 5,9 |
| II | 3.918 | 91,39 | 6,5 |
| III | 4.211 | 98,23 | 7,2 |
| IV | 4.230 | 98,67 | 5,6 |
| V | 4.252 | 99,18 | 7,0 |
| VI | 4.433 | 103,41 | 7,0 |
| VII | 4.918 | 114,72 | 6,1 |
| VIII | 4.964 | 115,79 | 6,2 |
| IX | 4.246 | 99,04 | 6,7 |
| X | 4.197 | 97,90 | 6,6 |
| XI | 4.136 | 96,48 | 6,3 |
| XII | 4.104 | 95,73 | 5,1 |

**Semana Media**

| | I.M.D. | % I.M.D. | % Pes. |
|-------|--------|----------|--------|
| Lu | 4.319 | 100,75 | 7,7 |
| Ma | 4.118 | 96,06 | 8,0 |
| Me/Mi | 4.302 | 100,35 | 8,1 |
| Xo/Ju | 4.335 | 101,12 | 8,1 |
| Ve/Vi | 4.882 | 113,88 | 7,5 |
| Sa | 4.164 | 97,13 | 3,2 |
| Do | 3.919 | 91,42 | 1,8 |
| Lab | 4.390 | 102,40 | 7,9 |
| Fes | 3.993 | 93,14 | 2,7 |

**Día Medio**

| | Lab. | Fes. | Medio |
|--------------|--------------|--------------|--------------|
| 00 | 35 | 78 | 49 |
| 01 | 21 | 60 | 32 |
| 02 | 11 | 49 | 21 |
| 03 | 10 | 44 | 19 |
| 04 | 13 | 33 | 18 |
| 05 | 26 | 30 | 26 |
| 06 | 97 | 41 | 79 |
| 07 | 228 | 68 | 177 |
| 08 | 271 | 91 | 217 |
| 09 | 257 | 114 | 220 |
| 10 | 264 | 167 | 242 |
| 11 | 272 | 218 | 265 |
| 12 | 266 | 268 | 277 |
| 13 | 275 | 313 | 291 |
| 14 | 257 | 237 | 254 |
| 15 | 243 | 181 | 228 |
| 16 | 251 | 223 | 244 |
| 17 | 269 | 280 | 269 |
| 18 | 290 | 318 | 292 |
| 19 | 336 | 360 | 331 |
| 20 | 317 | 340 | 315 |
| 21 | 199 | 248 | 213 |
| 22 | 115 | 151 | 130 |
| 23 | 67 | 81 | 78 |
| Total | 4.390 | 3.993 | 4.287 |



Estación: **AC-432(4)**Tipo: **COM****MEMORIA DE AFOROS 2017**Rede/Red: **PC**IMD: **3.232**

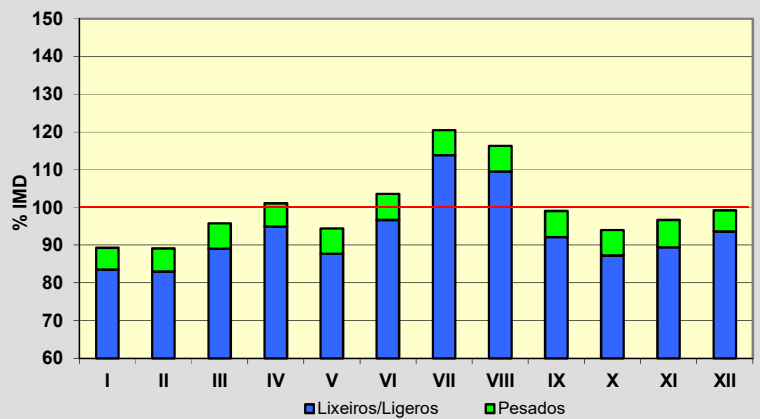
Nome/Nombre:

VimianzoIMDp: **211** I₃₀: **367**

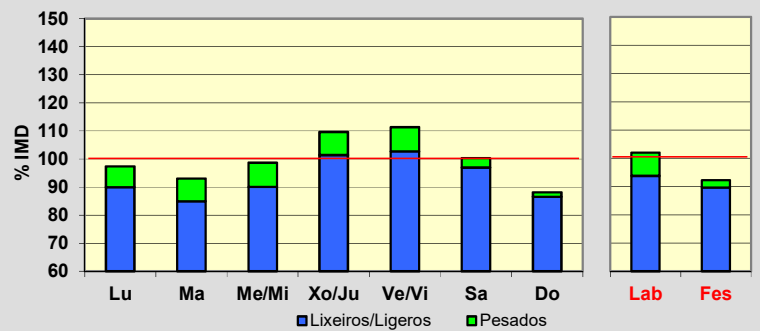
Treito/Tramo:

Vimianzo (AC-552) - Resesindes (AC-433)% Pes.: **6,5** I₁₅₀: **309****Variación Mensual**

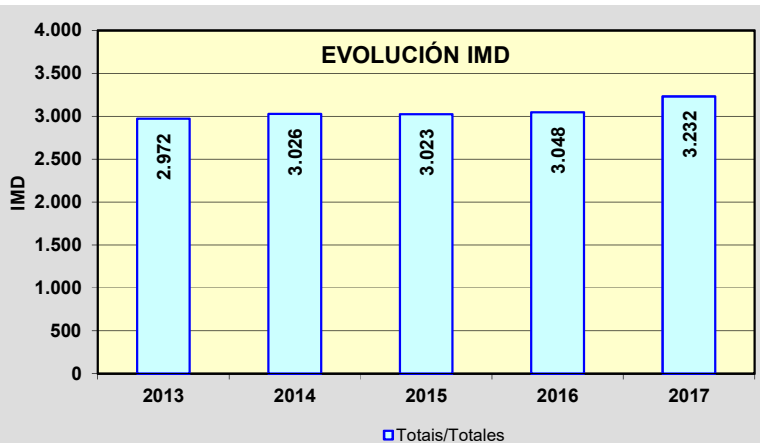
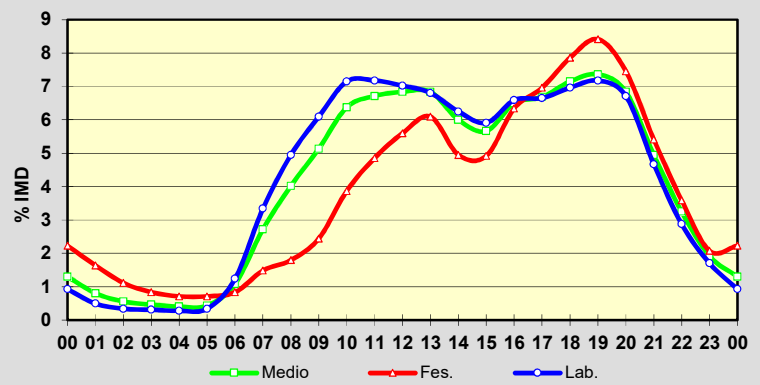
| | I.M.D. | % I.M.D. | % Pes. |
|------|--------|----------|--------|
| I | 2.885 | 89,26 | 6,4 |
| II | 2.881 | 89,14 | 6,8 |
| III | 3.096 | 95,79 | 7,0 |
| IV | 3.266 | 101,05 | 6,1 |
| V | 3.051 | 94,40 | 7,1 |
| VI | 3.349 | 103,62 | 6,7 |
| VII | 3.893 | 120,45 | 5,5 |
| VIII | 3.758 | 116,27 | 5,8 |
| IX | 3.201 | 99,04 | 7,0 |
| X | 3.037 | 93,97 | 7,1 |
| XI | 3.124 | 96,66 | 7,5 |
| XII | 3.207 | 99,23 | 5,7 |

**Semana Media**

| | I.M.D. | % I.M.D. | % Pes. |
|-------|--------|----------|--------|
| Lu | 3.146 | 97,34 | 7,6 |
| Ma | 3.008 | 93,07 | 8,7 |
| Me/Mi | 3.190 | 98,70 | 8,7 |
| Xo/Ju | 3.542 | 109,59 | 7,5 |
| Ve/Vi | 3.599 | 111,36 | 7,8 |
| Sa | 3.242 | 100,31 | 3,3 |
| Do | 2.848 | 88,12 | 1,8 |
| Lab | 3.296 | 101,98 | 8,0 |
| Fes | 2.980 | 92,20 | 2,8 |

**Día Medio**

| | Lab. | Fes. | Medio |
|--------------|--------------|--------------|--------------|
| 00 | 30 | 72 | 42 |
| 01 | 16 | 53 | 26 |
| 02 | 11 | 36 | 18 |
| 03 | 10 | 27 | 15 |
| 04 | 9 | 23 | 13 |
| 05 | 11 | 23 | 14 |
| 06 | 40 | 27 | 35 |
| 07 | 108 | 48 | 88 |
| 08 | 160 | 58 | 130 |
| 09 | 197 | 79 | 166 |
| 10 | 231 | 125 | 206 |
| 11 | 232 | 157 | 217 |
| 12 | 227 | 181 | 221 |
| 13 | 220 | 197 | 221 |
| 14 | 202 | 160 | 194 |
| 15 | 191 | 159 | 183 |
| 16 | 213 | 205 | 210 |
| 17 | 215 | 225 | 216 |
| 18 | 225 | 254 | 231 |
| 19 | 232 | 272 | 238 |
| 20 | 217 | 241 | 221 |
| 21 | 151 | 175 | 160 |
| 22 | 93 | 116 | 105 |
| 23 | 55 | 67 | 62 |
| Total | 3.296 | 2.980 | 3.232 |



Estación: **AC-440(2)**Tipo: **COM****MEMORIA DE AFOROS 2017**Rede/Red: **PC**IMD: **1.750**

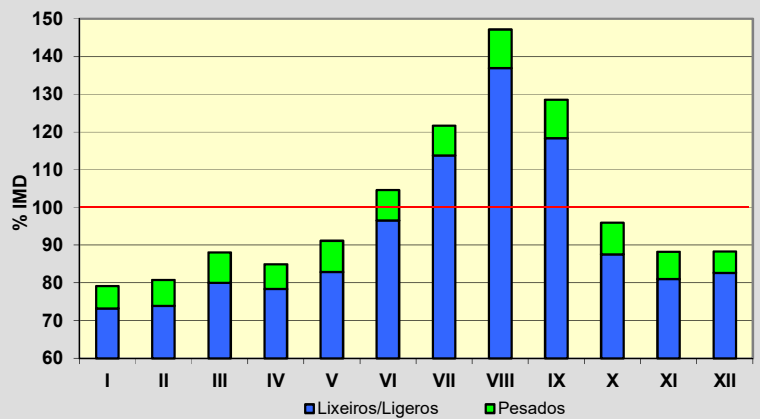
Nome/Nombre:

BerdoiasIMDp: **136** I₃₀: **281**

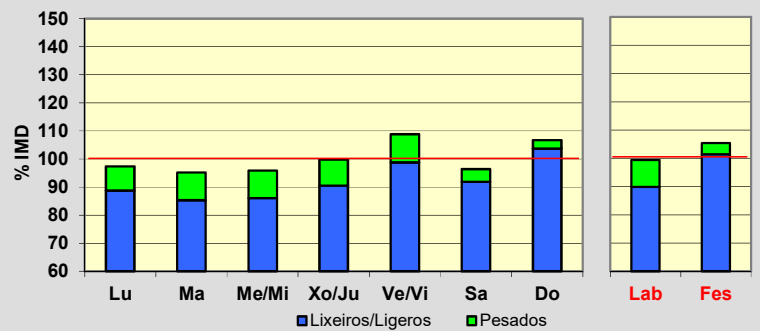
Treito/Tramo:

Berdoias (AC-552) - Muíños% Pes.: **7,8** I₁₅₀: **208****Variación Mensual**

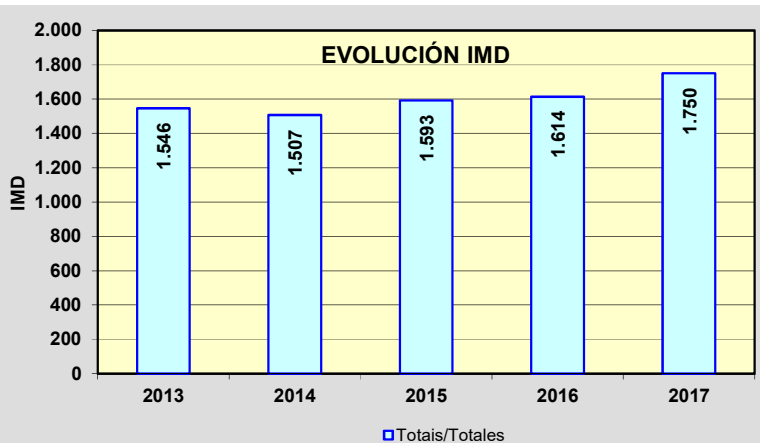
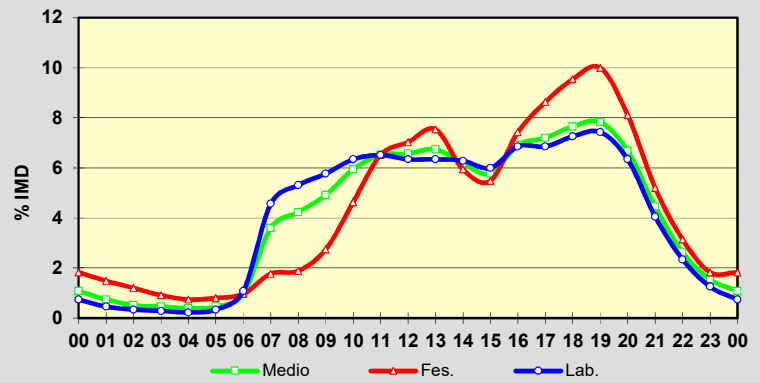
| | I.M.D. | % I.M.D. | % Pes. |
|------|--------|----------|--------|
| I | 1.385 | 79,14 | 7,5 |
| II | 1.413 | 80,74 | 8,5 |
| III | 1.542 | 88,11 | 9,2 |
| IV | 1.486 | 84,91 | 7,7 |
| V | 1.595 | 91,14 | 9,1 |
| VI | 1.830 | 104,57 | 7,7 |
| VII | 2.129 | 121,66 | 6,5 |
| VIII | 2.575 | 147,14 | 7,0 |
| IX | 2.250 | 128,57 | 8,0 |
| X | 1.679 | 95,94 | 8,8 |
| XI | 1.544 | 88,23 | 8,2 |
| XII | 1.546 | 88,34 | 6,5 |

**Semana Media**

| | I.M.D. | % I.M.D. | % Pes. |
|-------|--------|----------|--------|
| Lu | 1.704 | 97,37 | 8,8 |
| Ma | 1.666 | 95,20 | 10,3 |
| Me/Mi | 1.677 | 95,83 | 10,2 |
| Xo/Ju | 1.746 | 99,77 | 9,2 |
| Ve/Vi | 1.904 | 108,80 | 9,2 |
| Sa | 1.686 | 96,34 | 4,7 |
| Do | 1.867 | 106,69 | 2,8 |
| Lab | 1.739 | 99,37 | 9,5 |
| Fes | 1.844 | 105,37 | 3,7 |

**Día Medio**

| | Lab. | Fes. | Medio |
|----|--------------|--------------|--------------|
| 00 | 13 | 32 | 19 |
| 01 | 8 | 26 | 13 |
| 02 | 6 | 21 | 9 |
| 03 | 5 | 16 | 8 |
| 04 | 4 | 13 | 7 |
| 05 | 6 | 14 | 8 |
| 06 | 19 | 17 | 17 |
| 07 | 80 | 31 | 63 |
| 08 | 93 | 33 | 74 |
| 09 | 101 | 48 | 86 |
| 10 | 111 | 81 | 104 |
| 11 | 114 | 114 | 114 |
| 12 | 111 | 123 | 115 |
| 13 | 111 | 132 | 118 |
| 14 | 110 | 104 | 108 |
| 15 | 105 | 96 | 101 |
| 16 | 120 | 130 | 121 |
| 17 | 120 | 151 | 126 |
| 18 | 127 | 167 | 134 |
| 19 | 130 | 175 | 137 |
| 20 | 111 | 142 | 117 |
| 21 | 71 | 91 | 78 |
| 22 | 41 | 55 | 46 |
| 23 | 22 | 32 | 27 |
| | 1.739 | 1.844 | 1.750 |



Estación: **AC-441(9)**Tipo: **COM****MEMORIA DE AFOROS 2017**Rede/Red: **PC**IMD: **2.846**

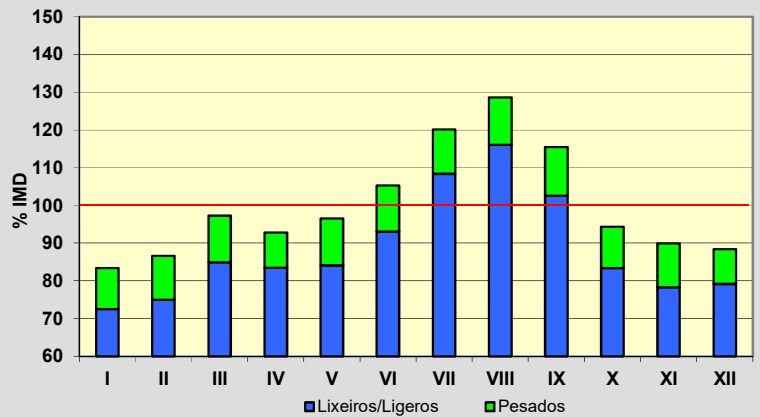
Nome/Nombre:

BaiñasIMDp: **326** I₃₀: **340**

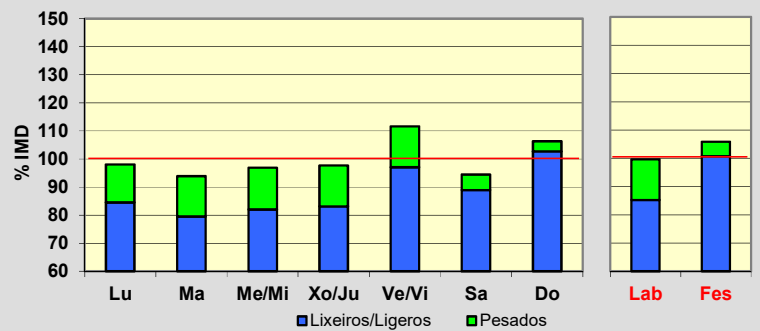
Treito/Tramo:

Pereira (AC-400) - Boudañeira (AC-442)% Pes.: **11,5** I₁₅₀: **288****Variación Mensual**

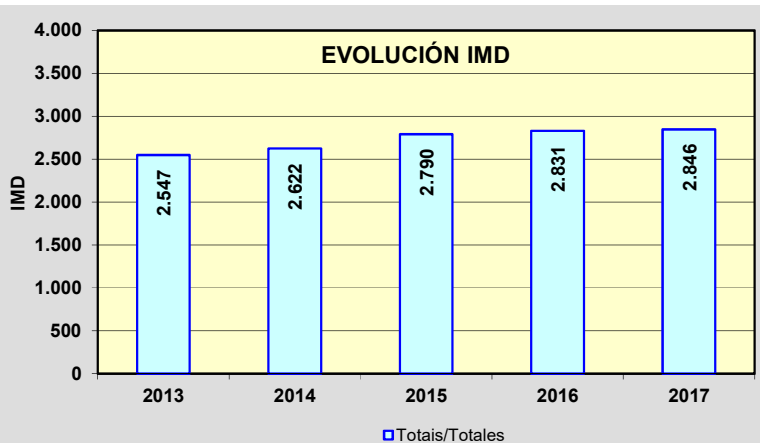
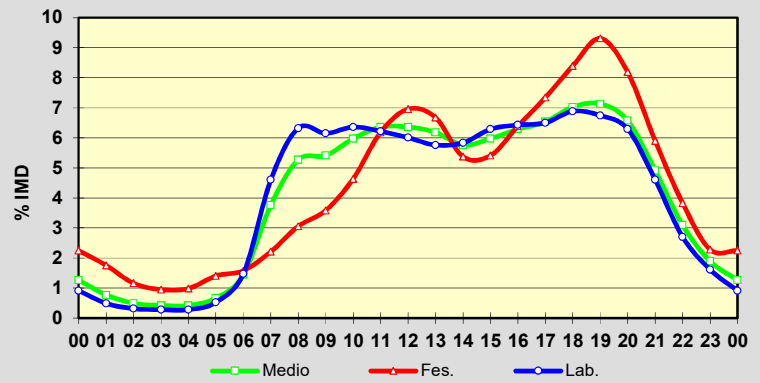
| | I.M.D. | % I.M.D. | % Pes. |
|------|--------|----------|--------|
| I | 2.373 | 83,38 | 13,0 |
| II | 2.464 | 86,58 | 13,4 |
| III | 2.768 | 97,26 | 12,6 |
| IV | 2.641 | 92,80 | 10,0 |
| V | 2.747 | 96,52 | 12,8 |
| VI | 2.996 | 105,27 | 11,6 |
| VII | 3.419 | 120,13 | 9,8 |
| VIII | 3.660 | 128,60 | 9,8 |
| IX | 3.286 | 115,46 | 11,1 |
| X | 2.686 | 94,38 | 11,7 |
| XI | 2.559 | 89,92 | 12,9 |
| XII | 2.516 | 88,40 | 10,5 |

**Semana Media**

| | I.M.D. | % I.M.D. | % Pes. |
|-------|--------|----------|--------|
| Lu | 2.791 | 98,07 | 13,8 |
| Ma | 2.672 | 93,89 | 15,3 |
| Me/Mi | 2.758 | 96,91 | 15,4 |
| Xo/Ju | 2.780 | 97,68 | 14,9 |
| Ve/Vi | 3.176 | 111,60 | 13,0 |
| Sa | 2.690 | 94,52 | 5,9 |
| Do | 3.026 | 106,32 | 3,4 |
| Lab | 2.835 | 99,61 | 14,4 |
| Fes | 3.012 | 105,83 | 4,8 |

**Día Medio**

| | Lab. | Fes. | Medio |
|----|--------------|--------------|--------------|
| 00 | 26 | 64 | 36 |
| 01 | 14 | 50 | 22 |
| 02 | 9 | 33 | 14 |
| 03 | 8 | 27 | 12 |
| 04 | 8 | 28 | 12 |
| 05 | 15 | 40 | 19 |
| 06 | 42 | 45 | 41 |
| 07 | 131 | 63 | 107 |
| 08 | 180 | 87 | 150 |
| 09 | 175 | 102 | 154 |
| 10 | 181 | 132 | 170 |
| 11 | 177 | 176 | 181 |
| 12 | 171 | 198 | 181 |
| 13 | 164 | 190 | 176 |
| 14 | 166 | 153 | 164 |
| 15 | 179 | 154 | 170 |
| 16 | 183 | 182 | 179 |
| 17 | 185 | 209 | 186 |
| 18 | 196 | 239 | 200 |
| 19 | 192 | 265 | 203 |
| 20 | 179 | 233 | 187 |
| 21 | 131 | 168 | 140 |
| 22 | 77 | 109 | 88 |
| 23 | 46 | 65 | 54 |
| | 2.835 | 3.012 | 2.846 |



Estación: **AC-523(7)**Tipo: **PER**

MEMORIA DE AFOROS 2017

Rede/Red: **PB**IMD: **9.542**

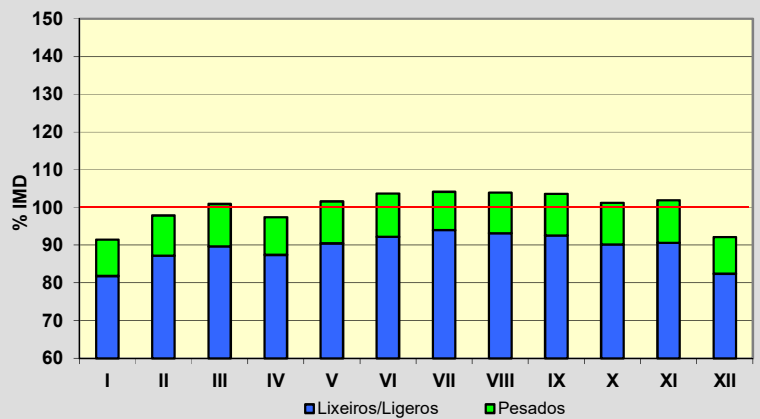
Nome/Nombre:

Río AnllónsIMDp: **1.020** I₃₀: **986**

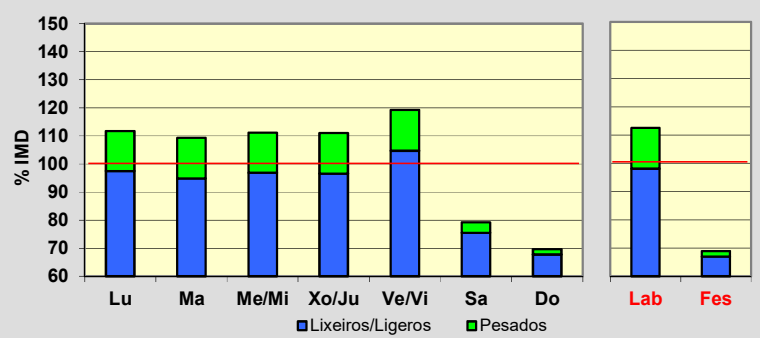
Treito/Tramo:

AC-400 - Cruce da Canteira (CP-1913)% Pes.: **10,7** I₁₅₀: **913****Variación Mensual**

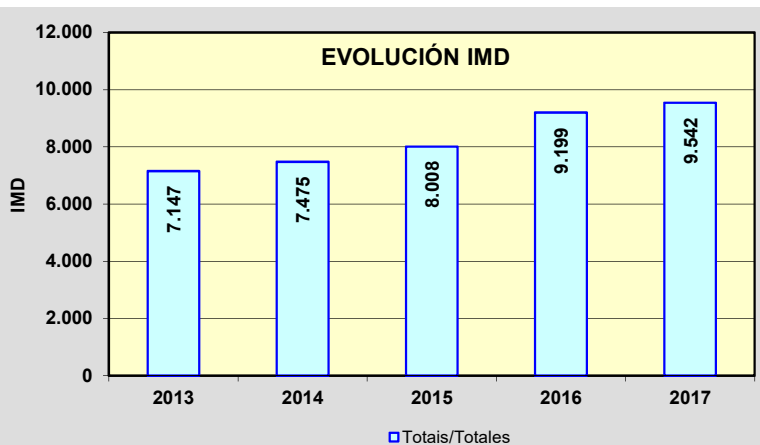
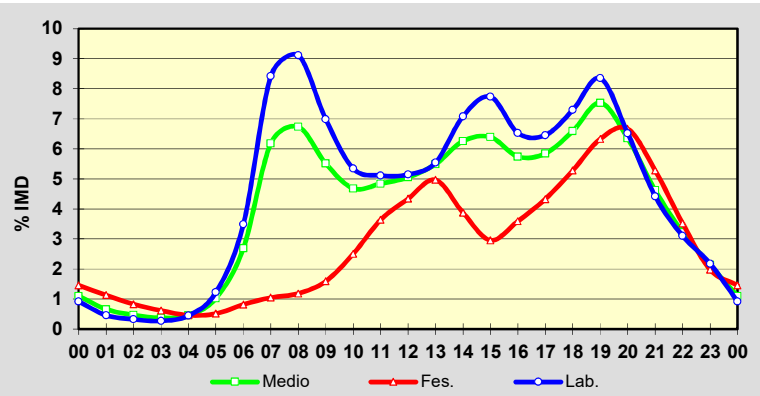
| | I.M.D. | % I.M.D. | % Pes. |
|------|--------|----------|--------|
| I | 8.729 | 91,48 | 10,5 |
| II | 9.338 | 97,86 | 10,9 |
| III | 9.633 | 100,95 | 11,2 |
| IV | 9.296 | 97,42 | 10,3 |
| V | 9.695 | 101,60 | 10,9 |
| VI | 9.891 | 103,66 | 11,0 |
| VII | 9.940 | 104,17 | 9,8 |
| VIII | 9.918 | 103,94 | 10,4 |
| IX | 9.884 | 103,58 | 10,7 |
| X | 9.659 | 101,23 | 10,9 |
| XI | 9.726 | 101,93 | 11,1 |
| XII | 8.789 | 92,11 | 10,6 |

**Semana Media**

| | I.M.D. | % I.M.D. | % Pes. |
|-------|--------|----------|--------|
| Lu | 10.666 | 111,78 | 12,8 |
| Ma | 10.433 | 109,34 | 13,2 |
| Me/Mi | 10.608 | 111,17 | 12,9 |
| Xo/Ju | 10.598 | 111,07 | 13,0 |
| Ve/Vi | 11.381 | 119,27 | 12,2 |
| Sa | 7.556 | 79,19 | 4,7 |
| Do | 6.645 | 69,64 | 2,6 |
| Lab | 10.735 | 112,50 | 12,8 |
| Fes | 6.576 | 68,92 | 2,8 |

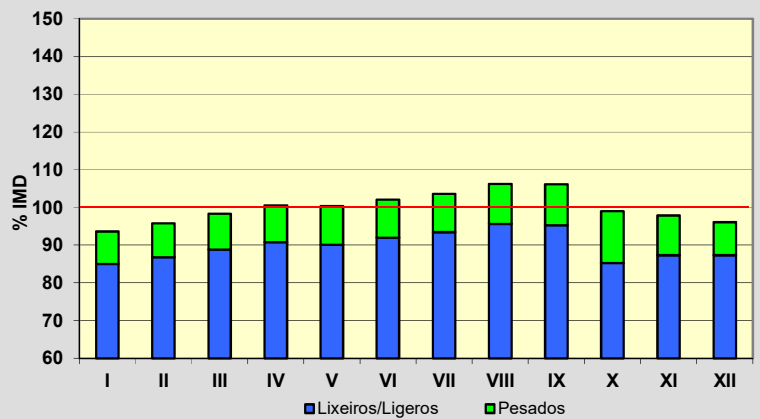
**Día Medio**

| | Lab. | Fes. | Medio |
|--------------|---------------|--------------|--------------|
| 00 | 88 | 139 | 105 |
| 01 | 44 | 108 | 63 |
| 02 | 31 | 79 | 45 |
| 03 | 26 | 59 | 36 |
| 04 | 43 | 44 | 44 |
| 05 | 117 | 49 | 98 |
| 06 | 333 | 78 | 257 |
| 07 | 804 | 100 | 590 |
| 08 | 870 | 113 | 643 |
| 09 | 667 | 152 | 526 |
| 10 | 510 | 239 | 447 |
| 11 | 488 | 347 | 462 |
| 12 | 491 | 414 | 482 |
| 13 | 529 | 474 | 524 |
| 14 | 676 | 370 | 597 |
| 15 | 738 | 282 | 610 |
| 16 | 623 | 343 | 548 |
| 17 | 616 | 413 | 558 |
| 18 | 696 | 504 | 629 |
| 19 | 797 | 604 | 719 |
| 20 | 622 | 636 | 606 |
| 21 | 422 | 504 | 441 |
| 22 | 296 | 336 | 308 |
| 23 | 208 | 189 | 204 |
| Total | 10.735 | 6.576 | 9.542 |

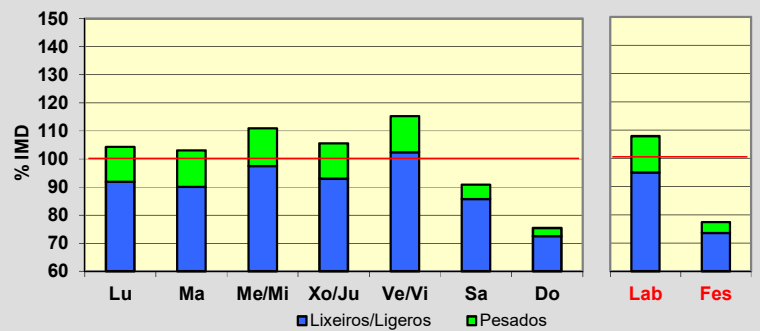


Estación: **AC-524(5)**Tipo: **COM****MEMORIA DE AFOROS 2017**Rede/Red: **PB**IMD: **2.953**Nome/Nombre: **Ordes**IMDp: **300** I₃₀: **270**Treito/Tramo: **Enl. A9 - Xanceda (AC-223)**% Pes.: **10,2** I₁₅₀: **248****Variación Mensual**

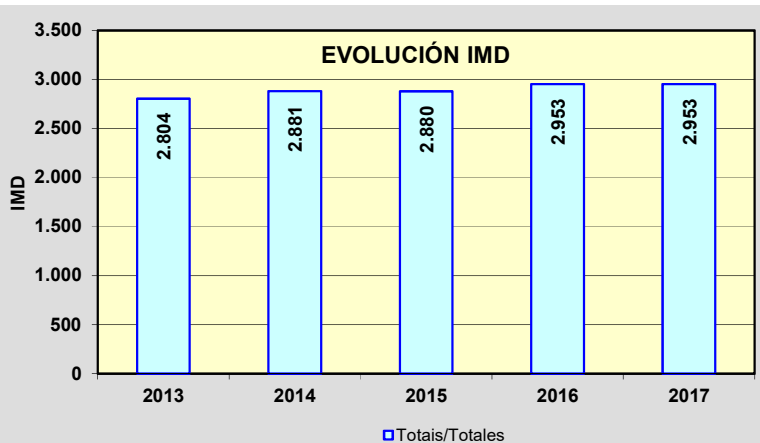
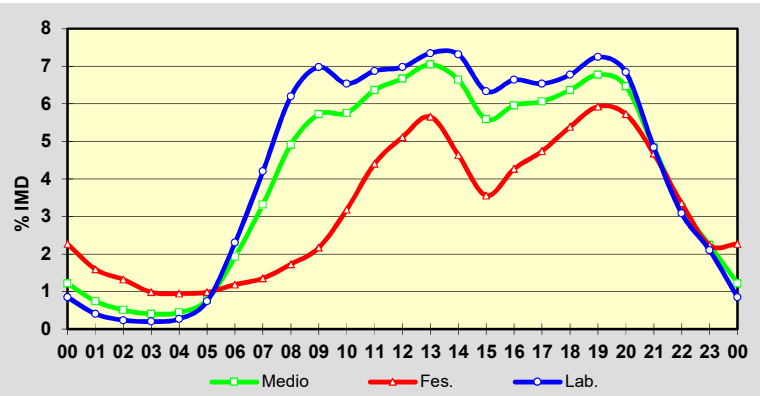
| | I.M.D. | % I.M.D. | % Pes. |
|------|--------|----------|--------|
| I | 2.765 | 93,63 | 9,2 |
| II | 2.829 | 95,80 | 9,4 |
| III | 2.904 | 98,34 | 9,7 |
| IV | 2.969 | 100,54 | 9,7 |
| V | 2.963 | 100,34 | 10,2 |
| VI | 3.014 | 102,07 | 9,9 |
| VII | 3.059 | 103,59 | 9,8 |
| VIII | 3.137 | 106,23 | 10,0 |
| IX | 3.134 | 106,13 | 10,2 |
| X | 2.924 | 99,02 | 13,9 |
| XI | 2.889 | 97,83 | 10,8 |
| XII | 2.837 | 96,07 | 9,1 |

**Semana Media**

| | I.M.D. | % I.M.D. | % Pes. |
|-------|--------|----------|--------|
| Lu | 3.080 | 104,30 | 11,9 |
| Ma | 3.045 | 103,12 | 12,7 |
| Me/Mi | 3.276 | 110,94 | 12,1 |
| Xo/Ju | 3.120 | 105,66 | 12,0 |
| Ve/Vi | 3.404 | 115,27 | 11,1 |
| Sa | 2.684 | 90,89 | 5,6 |
| Do | 2.227 | 75,41 | 3,8 |
| Lab | 3.184 | 107,82 | 12,0 |
| Fes | 2.285 | 77,38 | 4,9 |

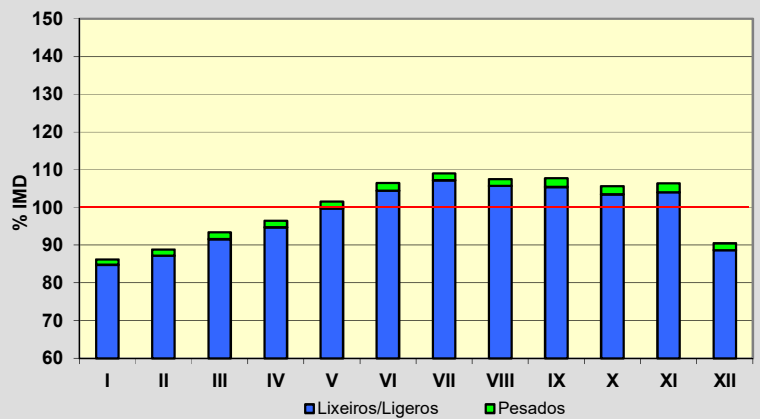
**Día Medio**

| | Lab. | Fes. | Medio |
|----|--------------|--------------|--------------|
| 00 | 25 | 67 | 36 |
| 01 | 12 | 47 | 22 |
| 02 | 7 | 39 | 15 |
| 03 | 6 | 29 | 12 |
| 04 | 8 | 28 | 13 |
| 05 | 22 | 29 | 23 |
| 06 | 68 | 35 | 57 |
| 07 | 124 | 40 | 98 |
| 08 | 183 | 51 | 145 |
| 09 | 206 | 64 | 169 |
| 10 | 193 | 94 | 170 |
| 11 | 203 | 130 | 188 |
| 12 | 206 | 151 | 197 |
| 13 | 217 | 167 | 208 |
| 14 | 216 | 137 | 196 |
| 15 | 187 | 105 | 165 |
| 16 | 196 | 126 | 176 |
| 17 | 193 | 140 | 179 |
| 18 | 200 | 159 | 188 |
| 19 | 214 | 175 | 200 |
| 20 | 202 | 169 | 191 |
| 21 | 143 | 138 | 143 |
| 22 | 91 | 99 | 96 |
| 23 | 62 | 66 | 66 |
| | 3.184 | 2.285 | 2.953 |

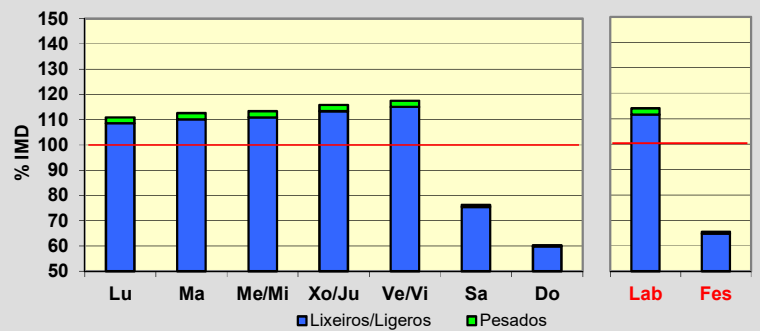


Estación: **AC-527(0)**Tipo: **COM****MEMORIA DE AFOROS 2017**Rede/Red: **PB**IMD: **3.988**Nome/Nombre: **Variante Oleiros (AC-527)**IMDp: **75** I₃₀: **597**Treito/Tramo: **Oleiros (AG-13) - Oleiros (DP-1707)**% Pes.: **1,9** I₁₅₀: **493****Variación Mensual**

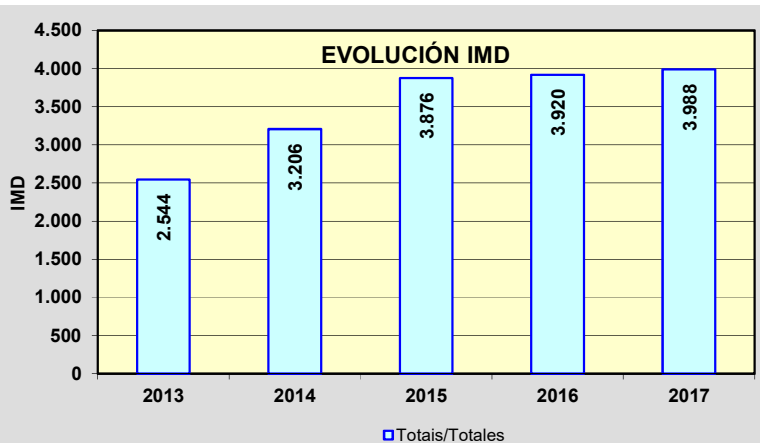
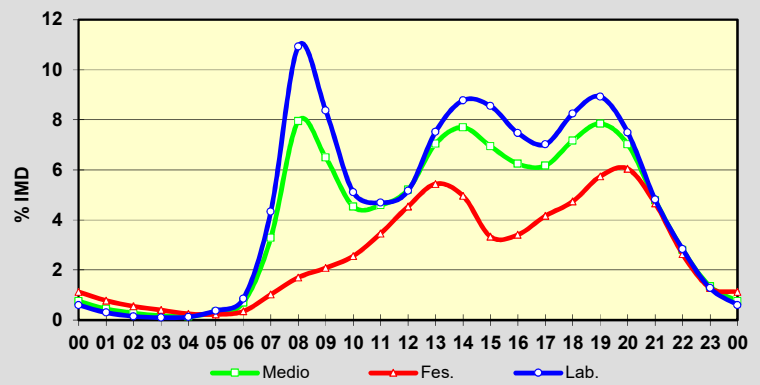
| | I.M.D. | % I.M.D. | % Pes. |
|------|--------|----------|--------|
| I | 3.439 | 86,23 | 1,7 |
| II | 3.542 | 88,82 | 1,8 |
| III | 3.723 | 93,36 | 1,9 |
| IV | 3.847 | 96,46 | 1,8 |
| V | 4.050 | 101,55 | 1,9 |
| VI | 4.244 | 106,42 | 1,9 |
| VII | 4.347 | 109,00 | 1,7 |
| VIII | 4.288 | 107,52 | 1,7 |
| IX | 4.297 | 107,75 | 2,1 |
| X | 4.213 | 105,64 | 2,1 |
| XI | 4.241 | 106,34 | 2,2 |
| XII | 3.608 | 90,47 | 2,0 |

**Semana Media**

| | I.M.D. | % I.M.D. | % Pes. |
|-------|--------|----------|--------|
| Lu | 4.424 | 110,93 | 2,1 |
| Ma | 4.491 | 112,61 | 2,2 |
| Me/Mi | 4.522 | 113,39 | 2,2 |
| Xo/Ju | 4.621 | 115,87 | 2,1 |
| Ve/Vi | 4.686 | 117,50 | 2,1 |
| Sa | 3.039 | 76,20 | 1,0 |
| Do | 2.405 | 60,31 | 0,7 |
| Lab | 4.549 | 114,07 | 2,2 |
| Fes | 2.611 | 65,47 | 1,1 |

**Día Medio**

| | Lab. | Fes. | Medio |
|--------------|--------------|--------------|--------------|
| 00 | 24 | 45 | 30 |
| 01 | 12 | 31 | 18 |
| 02 | 6 | 22 | 11 |
| 03 | 4 | 16 | 7 |
| 04 | 5 | 10 | 6 |
| 05 | 15 | 9 | 13 |
| 06 | 34 | 14 | 28 |
| 07 | 173 | 41 | 131 |
| 08 | 436 | 68 | 317 |
| 09 | 334 | 83 | 259 |
| 10 | 204 | 102 | 181 |
| 11 | 187 | 138 | 183 |
| 12 | 206 | 181 | 208 |
| 13 | 300 | 217 | 281 |
| 14 | 350 | 198 | 307 |
| 15 | 341 | 133 | 277 |
| 16 | 298 | 136 | 249 |
| 17 | 280 | 166 | 246 |
| 18 | 329 | 189 | 286 |
| 19 | 356 | 229 | 313 |
| 20 | 299 | 241 | 280 |
| 21 | 192 | 186 | 191 |
| 22 | 113 | 105 | 112 |
| 23 | 51 | 51 | 54 |
| Total | 4.549 | 2.611 | 3.988 |



PROVINCIA DE A CORUÑA

2017

| Código Estación | Tipo | Cuadríc. | | Nome / Nombre | Treito / Tramo | Rede Red | IMD | %Pes |
|--------------------|------|----------|---|----------------------------|-------------------------------------------------------|-------------|--------|-------|
| | | X | Y | | | | | |
| AC-542(9) | Com | 9 | Q | Abegondo | Mabegondo (AC-221) - AC-222 | PB | 5.904 | 8,6% |
| AC-543(0) | Per | 7 | M | Vidán | Vidán (Rotonda de Brandía) - Roxos (AC-453) | PB | 14.388 | 2,0% |
| AC-543(28) | Com | 4 | L | Noia (AC-543) | Noia (AC-311) - Noia Norte (AC-550) | PB | 1.260 | 7,4% |
| AC-544(7) | Com | 6 | M | Ponte Maceira | Brión (AC-451) - Negreira (AC-447) | PB | 10.764 | 6,6% |
| AC-544(8) | Per | 6 | N | Variante Negreira | Negreira (AC-447) - Enl. Este Negreira | PB | 6.667 | 8,5% |
| AC-549(1) | Per | 4 | L | Orro | Orro (CG-1.5) - Enl. Testal | PB | 4.320 | 4,3% |
| AC-549(4) | Com | 4 | L | Taramancos | Enl. Testal - Taramancos (AC-550) | PB | 3.476 | 4,2% |
| AC-550(43) | Com | 3 | L | Serres | Muros (DP-5304) - Esteiro (DP-5305) | PB | 4.067 | 5,4% |
| AC-552(5) | Per | 8 | R | A Maceira (Arteixo) | Enl. AG-55 - Glor. de Sabón (AC-415) | PB | 20.392 | 4,3% |
| AC-552(57) | Per | 4 | P | Baio | Enl. Baio Este (AG-55) - Baio (AC-430) | PB | 3.807 | 5,6% |
| AC-552(87) | Per | 2 | N | Cee (AC-552) | Dumbría (AC-199) - Cee (VG-1.4) | PB | 9.646 | 5,2% |
| AC-554(1) | Per | 4 | M | Riba de Mar (AC-554) | Riba de Mar (AC-550) - Enl. Lagoa | PB | 5.464 | 4,4% |
| AC-564(15) | Per | 12 | T | Goente | As Neves - Piñeiral (AC-142) | PB | 4.271 | 7,9% |
| AC-566(40) | Per | 12 | V | Campo do Hospital (AC-566) | Cedeira - Campo do Hospital (AC-862) | PB | 1.105 | 7,0% |
| AC-840(18) | Per | 10 | P | Cesuras | Oza dos Ríos - N-634 | PB | 4.593 | 10,7% |
| AC-862(11) | Per | 10 | T | San Sadurniño (AC-862) | A Mourela (CP-5503) - Vistalegre (AC-125) | PB | 2.933 | 6,8% |
| AC-862(22) | Per | 11 | U | Lamas | San Sadurniño (AC-112) - Felgosas (AC-102) | PB | 4.131 | 7,6% |
| AC-862(37) | Per | 12 | V | Campo do Hospital (AC-862) | Campo do Hospital (AC-566) - Mera (CP-6121) | PB | 3.111 | 7,9% |
| AC-862(58) | Com | 13 | W | Espasante | Espasante (CG-1.3) - O Barqueiro (AC-100) | PB | 2.653 | 7,7% |
| AC-934(20) | Com | 12 | O | Sobrado | Límite de Provincia - Sobrado (AC-231) | PC | 692 | 10,4% |
| AG-11(0) | Per | 6 | L | Padrón (AG-11) | Padrón (N-550) - Enl. Dodro/Lestrove (AC-305) | VAC | 14.020 | 4,8% |
| AG-11(2) | Per | 6 | K | Dodro (AG-11) | Enl. Dodro/Lestrove (AC-305) - Enl. Rois/Imo(DP-3302) | VAC | 12.064 | 5,4% |
| AG-11(5) | Per | 6 | K | Rois (AG-11) | Enl. Rois/Imo (DP-3302) - Enl. Bexo (AC-305) | VAC | 12.017 | 5,8% |
| AG-11(10) | Per | 5 | K | Bexo (AG-11) | Enl. Bexo (AC-305) - Enl. Catoira (AC-553) | VAC | 11.317 | 5,6% |
| AG-11(11) | Per | 5 | K | Catoira (AG-11) | Enl. Catoira (AC-553) - Enl. Rianxo (DP-7203) | VAC | 16.213 | 6,5% |
| AG-11(17) | Per | 5 | K | Rianxo (AG-11) | Enl. Rianxo (DP-7203) - Enl. Taragoña | VAC | 17.001 | 7,1% |
| AG-11(19) | Per | 5 | K | Taragoña (AG-11) | Enl. Taragoña - Enl. Boiro Leste | VAC | 17.536 | 6,1% |
| AG-11(25) | Per | 4 | K | Boiro (AG-11) | Enl. Boiro Oeste - Enl. Pobra Norte | VAC | 13.357 | 6,9% |
| AG-11(31) | Per | 4 | J | Pobra Norte (AG-11) | Enl. Pobra Norte - Enl. Pobra Sur (AC-302) | VAC | 12.450 | 6,6% |
| AG-11(34) | Per | 4 | J | Pobra Sur (AG-11) | Enl. Pobra Sur (AC-302) - Enl. Palmeira (DP-7303) | VAC | 10.642 | 6,0% |
| AG-11(38) | Per | 4 | J | Palmeira (AG-11) | Enl. Palmeira (DP-7303) - Ribeira (AC-550) | VAC | 9.348 | 5,4% |

TIPO: PER (Permanente), SEM (Semipermanente) y COM (Complementaria)

REDE: VAC (Via alta capacidade), PB (Primaria básica), PC (Primaria complementaria) y S (Secundaria)

Estación: **AC-542(9)**Tipo: **COM****MEMORIA DE AFOROS 2017**Rede/Red: **PB**IMD: **5.904**

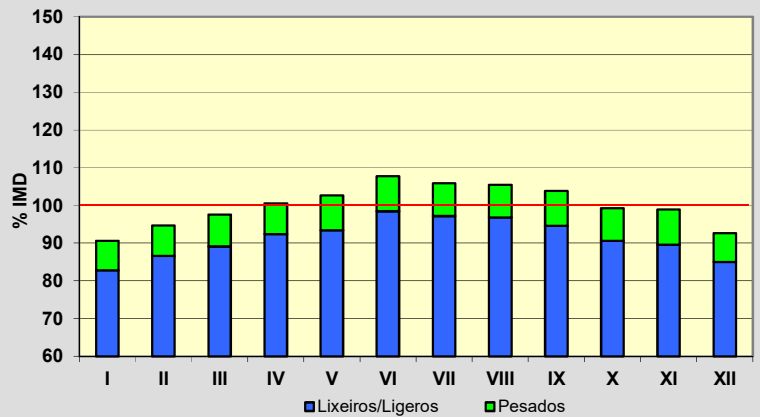
Nome/Nombre:

AbegondoIMDp: **507** I₃₀: **540**

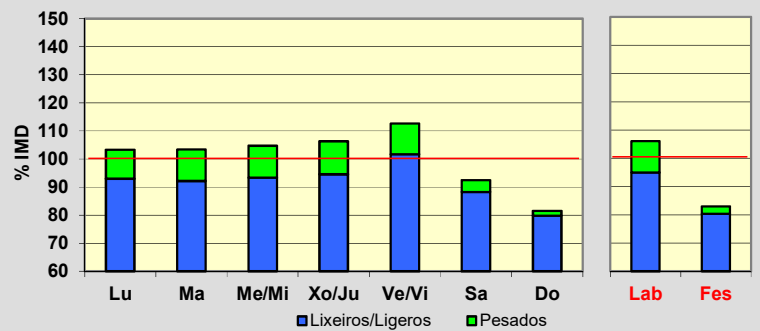
Treito/Tramo:

Mabegondo (AC-221) - AC-222% Pes.: **8,6** I₁₅₀: **499****Variación Mensual**

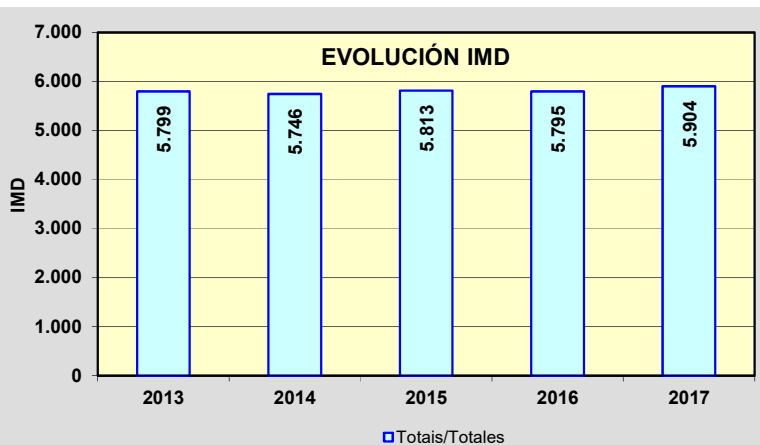
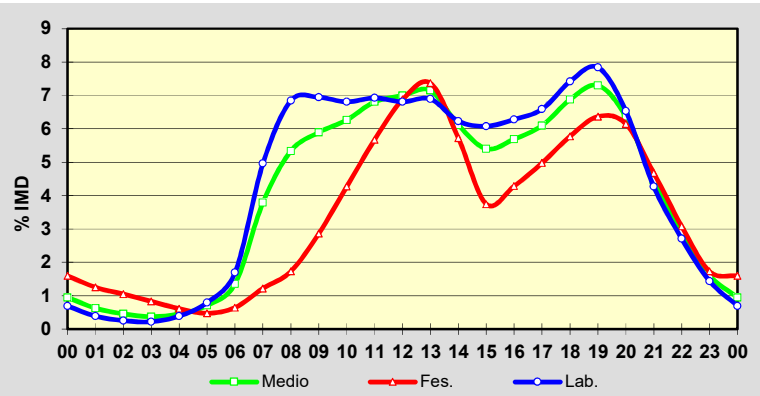
| | I.M.D. | % I.M.D. | % Pes. |
|------|--------|----------|--------|
| I | 5.352 | 90,65 | 8,7 |
| II | 5.589 | 94,66 | 8,5 |
| III | 5.762 | 97,59 | 8,7 |
| IV | 5.936 | 100,54 | 8,1 |
| V | 6.062 | 102,68 | 9,0 |
| VI | 6.358 | 107,69 | 8,6 |
| VII | 6.248 | 105,83 | 8,1 |
| VIII | 6.228 | 105,49 | 8,2 |
| IX | 6.130 | 103,83 | 8,9 |
| X | 5.860 | 99,25 | 8,7 |
| XI | 5.838 | 98,88 | 9,4 |
| XII | 5.470 | 92,65 | 8,2 |

**Semana Media**

| | I.M.D. | % I.M.D. | % Pes. |
|-------|--------|----------|--------|
| Lu | 6.097 | 103,27 | 10,0 |
| Ma | 6.103 | 103,37 | 10,8 |
| Me/Mi | 6.182 | 104,71 | 10,8 |
| Xo/Ju | 6.275 | 106,28 | 11,0 |
| Ve/Vi | 6.651 | 112,65 | 9,7 |
| Sa | 5.459 | 92,46 | 4,5 |
| Do | 4.814 | 81,54 | 2,2 |
| Lab | 6.260 | 106,03 | 10,4 |
| Fes | 4.898 | 82,96 | 3,2 |

**Día Medio**

| | Lab. | Fes. | Medio |
|--------------|--------------|--------------|--------------|
| 00 | 41 | 94 | 56 |
| 01 | 23 | 74 | 37 |
| 02 | 15 | 62 | 27 |
| 03 | 13 | 49 | 22 |
| 04 | 23 | 36 | 27 |
| 05 | 47 | 28 | 42 |
| 06 | 100 | 38 | 80 |
| 07 | 293 | 72 | 224 |
| 08 | 404 | 102 | 315 |
| 09 | 410 | 169 | 348 |
| 10 | 402 | 252 | 370 |
| 11 | 409 | 335 | 402 |
| 12 | 402 | 406 | 413 |
| 13 | 407 | 435 | 422 |
| 14 | 368 | 338 | 361 |
| 15 | 359 | 221 | 319 |
| 16 | 371 | 253 | 336 |
| 17 | 389 | 294 | 360 |
| 18 | 438 | 341 | 406 |
| 19 | 463 | 376 | 431 |
| 20 | 386 | 363 | 376 |
| 21 | 252 | 276 | 263 |
| 22 | 160 | 182 | 172 |
| 23 | 85 | 102 | 95 |
| Total | 6.260 | 4.898 | 5.904 |



Estación: **AC-543(0)DGT**Tipo: **PER****MEMORIA DE AFOROS 2017**Rede/Red: **PB**IMD: **14.388**

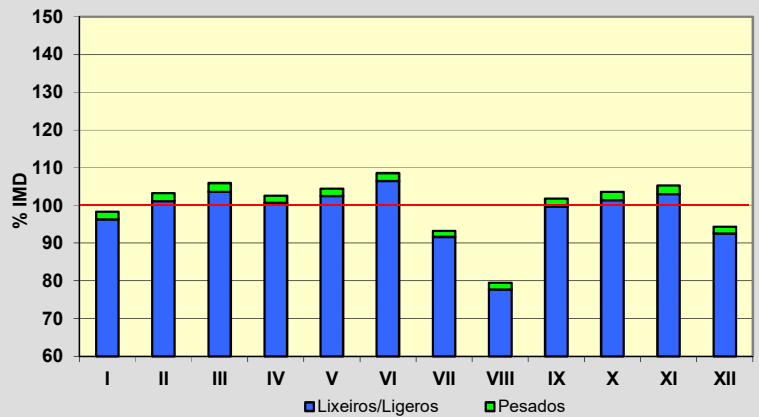
Nome/Nombre:

VidánIMDp: **290** I₃₀: **1.612**

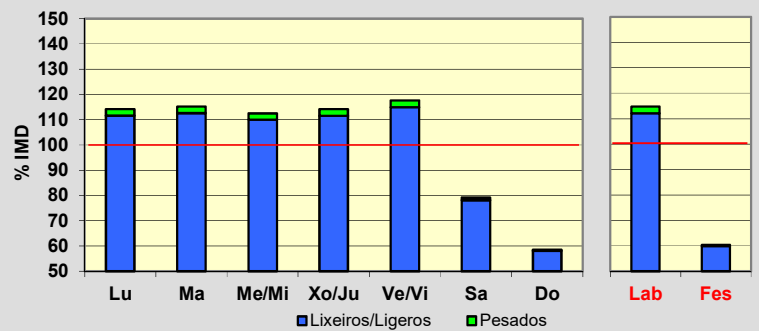
Treito/Tramo:

Vidán (Rotonda de Brandía) - Roxos (AC-453)% Pes.: **2,0** I₁₅₀: **1.498****Variación Mensual**

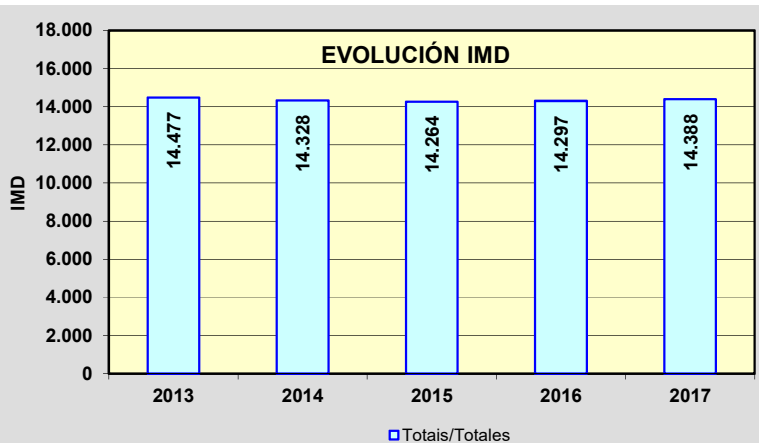
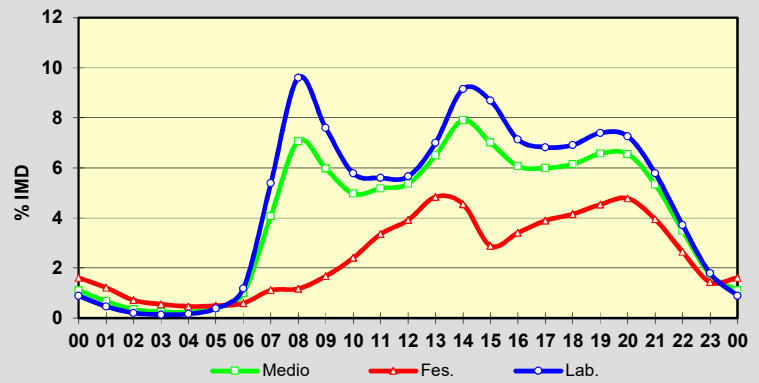
| | I.M.D. | % I.M.D. | % Pes. |
|------|--------|----------|--------|
| I | 14.142 | 98,29 | 2,1 |
| II | 14.855 | 103,25 | 2,0 |
| III | 15.241 | 105,93 | 2,2 |
| IV | 14.756 | 102,56 | 1,8 |
| V | 15.029 | 104,46 | 1,9 |
| VI | 15.620 | 108,56 | 2,0 |
| VII | 13.420 | 93,27 | 1,7 |
| VIII | 11.436 | 79,48 | 2,2 |
| IX | 14.652 | 101,83 | 2,2 |
| X | 14.903 | 103,58 | 2,1 |
| XI | 15.149 | 105,29 | 2,1 |
| XII | 13.579 | 94,38 | 1,9 |

**Semana Media**

| | I.M.D. | % I.M.D. | % Pes. |
|-------|--------|----------|--------|
| Lu | 16.435 | 114,23 | 2,3 |
| Ma | 16.566 | 115,14 | 2,2 |
| Me/Mi | 16.191 | 112,53 | 2,2 |
| Xo/Ju | 16.430 | 114,19 | 2,4 |
| Ve/Vi | 16.930 | 117,67 | 2,3 |
| Sa | 11.393 | 79,18 | 1,3 |
| Do | 8.426 | 58,56 | 0,8 |
| Lab | 16.510 | 114,75 | 2,3 |
| Fes | 8.687 | 60,38 | 0,8 |

**Día Medio**

| | Lab. | Fes. | Medio |
|----|---------------|--------------|---------------|
| 00 | 128 | 232 | 159 |
| 01 | 67 | 175 | 97 |
| 02 | 30 | 103 | 50 |
| 03 | 20 | 80 | 36 |
| 04 | 24 | 67 | 35 |
| 05 | 56 | 71 | 59 |
| 06 | 170 | 86 | 144 |
| 07 | 775 | 160 | 587 |
| 08 | 1.382 | 169 | 1.017 |
| 09 | 1.093 | 241 | 860 |
| 10 | 832 | 346 | 716 |
| 11 | 806 | 483 | 745 |
| 12 | 814 | 563 | 772 |
| 13 | 1.007 | 697 | 935 |
| 14 | 1.317 | 655 | 1.137 |
| 15 | 1.251 | 415 | 1.009 |
| 16 | 1.027 | 490 | 874 |
| 17 | 982 | 560 | 863 |
| 18 | 995 | 598 | 884 |
| 19 | 1.064 | 653 | 945 |
| 20 | 1.045 | 688 | 943 |
| 21 | 833 | 568 | 768 |
| 22 | 534 | 380 | 502 |
| 23 | 258 | 207 | 251 |
| | 16.510 | 8.687 | 14.388 |



Estación: **AC-543(28)**Tipo: **COM**

MEMORIA DE AFOROS 2017

Rede/Red: **PB**IMD: **1.260**

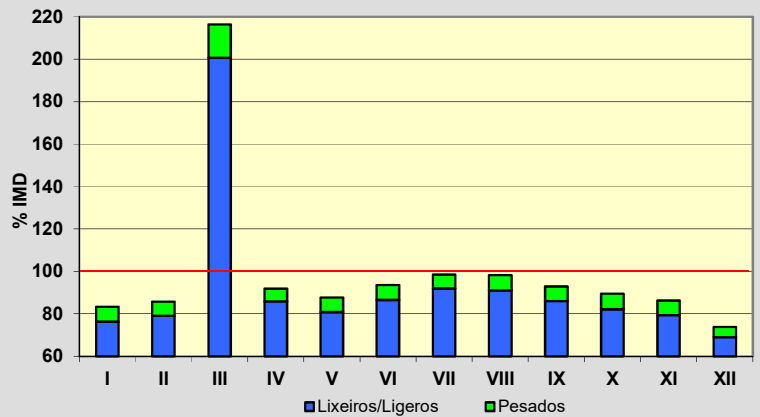
Nome/Nombre:

Noia (AC-543)IMDp: **93** I₃₀: **249**

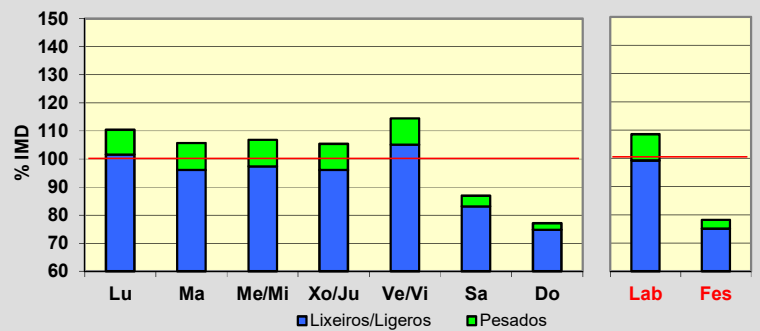
Treito/Tramo:

Noia (AC-311) - Noia Norte (AC-550)% Pes.: **7,4** I₁₅₀: **180****Variación Mensual**

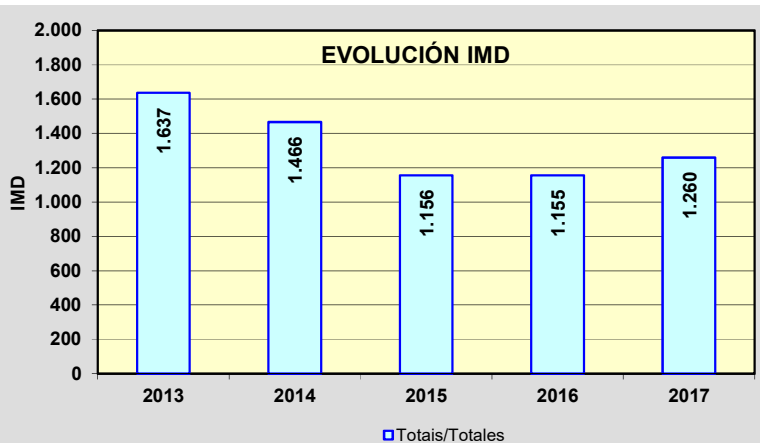
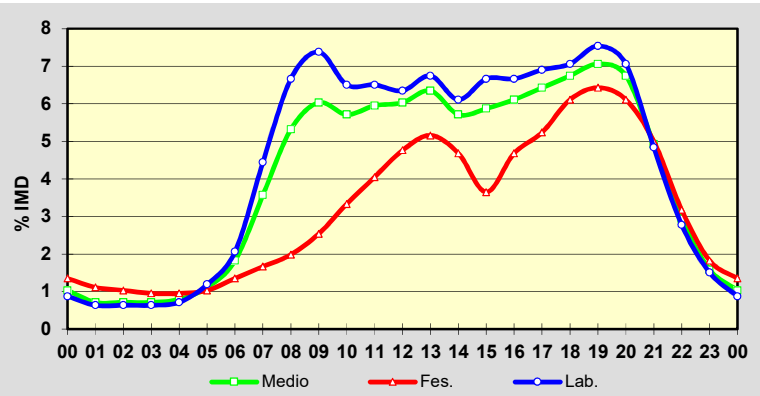
| | I.M.D. | % I.M.D. | % Pes. |
|------|--------|----------|--------|
| I | 1.050 | 83,33 | 8,4 |
| II | 1.081 | 85,79 | 7,8 |
| III | 2.727 | 216,43 | 7,3 |
| IV | 1.157 | 91,83 | 6,5 |
| V | 1.105 | 87,70 | 7,8 |
| VI | 1.179 | 93,57 | 7,5 |
| VII | 1.241 | 98,49 | 6,6 |
| VIII | 1.238 | 98,25 | 7,3 |
| IX | 1.171 | 92,94 | 7,4 |
| X | 1.128 | 89,52 | 8,2 |
| XI | 1.087 | 86,27 | 8,0 |
| XII | 930 | 73,81 | 6,5 |

**Semana Media**

| | I.M.D. | % I.M.D. | % Pes. |
|-------|--------|----------|--------|
| Lu | 1.391 | 110,40 | 8,0 |
| Ma | 1.332 | 105,71 | 9,1 |
| Me/Mi | 1.346 | 106,83 | 8,8 |
| Xo/Ju | 1.328 | 105,40 | 8,8 |
| Ve/Vi | 1.442 | 114,44 | 8,2 |
| Sa | 1.095 | 86,90 | 4,4 |
| Do | 972 | 77,14 | 3,1 |
| Lab | 1.367 | 108,49 | 8,6 |
| Fes | 985 | 78,17 | 4,0 |

**Día Medio**

| | Lab. | Fes. | Medio |
|----|--------------|------------|--------------|
| 00 | 11 | 17 | 13 |
| 01 | 8 | 14 | 9 |
| 02 | 8 | 13 | 9 |
| 03 | 8 | 12 | 9 |
| 04 | 9 | 12 | 10 |
| 05 | 15 | 13 | 14 |
| 06 | 26 | 17 | 23 |
| 07 | 56 | 21 | 45 |
| 08 | 84 | 25 | 67 |
| 09 | 93 | 32 | 76 |
| 10 | 82 | 42 | 72 |
| 11 | 82 | 51 | 75 |
| 12 | 80 | 60 | 76 |
| 13 | 85 | 65 | 80 |
| 14 | 77 | 59 | 72 |
| 15 | 84 | 46 | 74 |
| 16 | 84 | 59 | 77 |
| 17 | 87 | 66 | 81 |
| 18 | 89 | 77 | 85 |
| 19 | 95 | 81 | 89 |
| 20 | 89 | 77 | 85 |
| 21 | 61 | 63 | 62 |
| 22 | 35 | 40 | 37 |
| 23 | 19 | 23 | 20 |
| | 1.367 | 985 | 1.260 |



Estación: **AC-544(7)**Tipo: **COM**

MEMORIA DE AFOROS 2017

Rede/Red: **PB**IMD: **10.764**

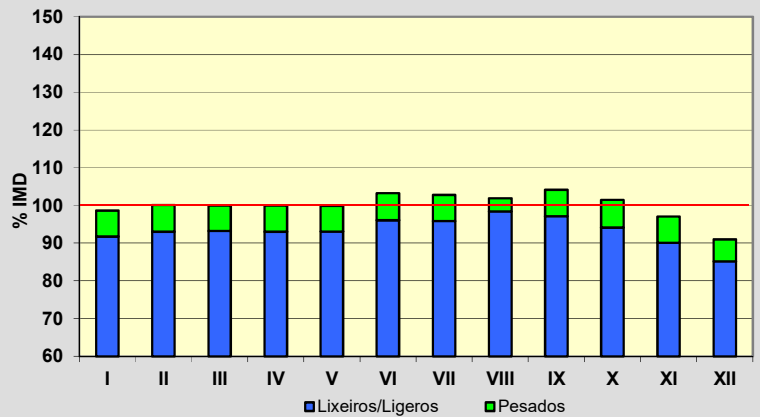
Nome/Nombre:

Ponte MaceiraIMDp: **710** I₃₀: **952**

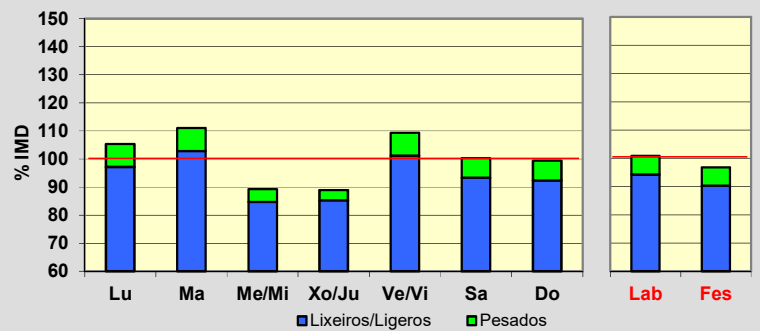
Treito/Tramo:

Brión (AC-451) - Negreira (AC-447)% Pes.: **6,6** I₁₅₀: **895****Variación Mensual**

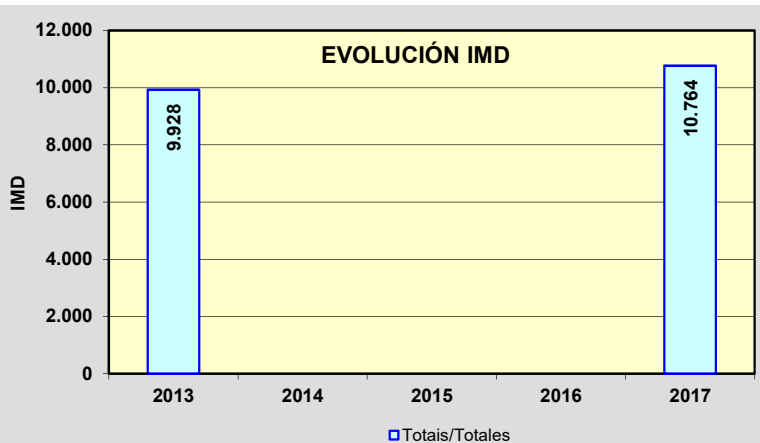
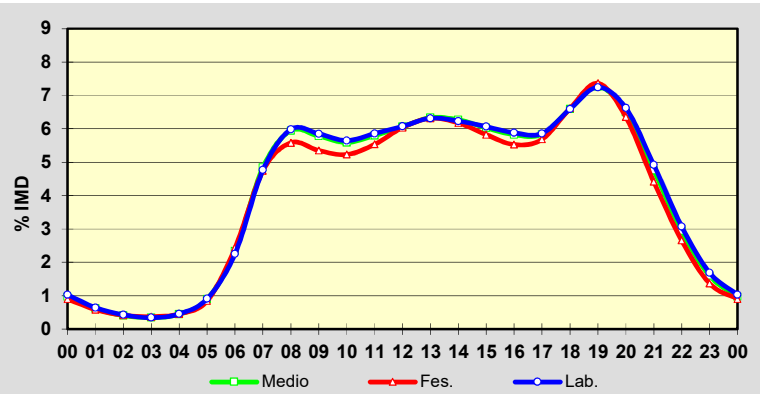
| | I.M.D. | % I.M.D. | % Pes. |
|------|--------|----------|--------|
| I | 10.617 | 98,63 | 7,0 |
| II | 10.778 | 100,13 | 7,1 |
| III | 10.758 | 99,94 | 6,7 |
| IV | 10.760 | 99,96 | 7,0 |
| V | 10.754 | 99,91 | 6,8 |
| VI | 11.114 | 103,25 | 7,0 |
| VII | 11.064 | 102,79 | 6,8 |
| VIII | 10.970 | 101,91 | 3,4 |
| IX | 11.206 | 104,11 | 6,7 |
| X | 10.917 | 101,42 | 7,2 |
| XI | 10.447 | 97,05 | 7,2 |
| XII | 9.798 | 91,03 | 6,4 |

**Semana Media**

| | I.M.D. | % I.M.D. | % Pes. |
|-------|--------|----------|--------|
| Lu | 11.336 | 105,31 | 7,7 |
| Ma | 11.949 | 111,01 | 7,4 |
| Me/Mi | 9.610 | 89,28 | 5,1 |
| Xo/Ju | 9.571 | 88,92 | 4,2 |
| Ve/Vi | 11.765 | 109,30 | 7,4 |
| Sa | 10.795 | 100,29 | 6,9 |
| Do | 10.693 | 99,34 | 7,0 |
| Lab | 10.847 | 100,77 | 6,5 |
| Fes | 10.420 | 96,80 | 6,7 |

**Día Medio**

| | Lab. | Fes. | Medio |
|--------------|---------------|---------------|---------------|
| 00 | 111 | 97 | 105 |
| 01 | 69 | 63 | 66 |
| 02 | 46 | 45 | 44 |
| 03 | 37 | 40 | 37 |
| 04 | 49 | 49 | 48 |
| 05 | 98 | 91 | 96 |
| 06 | 243 | 262 | 252 |
| 07 | 513 | 511 | 522 |
| 08 | 644 | 601 | 640 |
| 09 | 630 | 576 | 622 |
| 10 | 608 | 563 | 602 |
| 11 | 631 | 596 | 624 |
| 12 | 654 | 650 | 653 |
| 13 | 680 | 680 | 682 |
| 14 | 671 | 665 | 675 |
| 15 | 653 | 627 | 649 |
| 16 | 633 | 595 | 627 |
| 17 | 631 | 612 | 628 |
| 18 | 710 | 712 | 710 |
| 19 | 780 | 793 | 782 |
| 20 | 713 | 684 | 700 |
| 21 | 530 | 475 | 512 |
| 22 | 331 | 286 | 316 |
| 23 | 182 | 147 | 172 |
| Total | 10.847 | 10.420 | 10.764 |



Estación: **AC-544(8)**Tipo: **PER****MEMORIA DE AFOROS 2017**Rede/Red: **PB**IMD: **6.667**

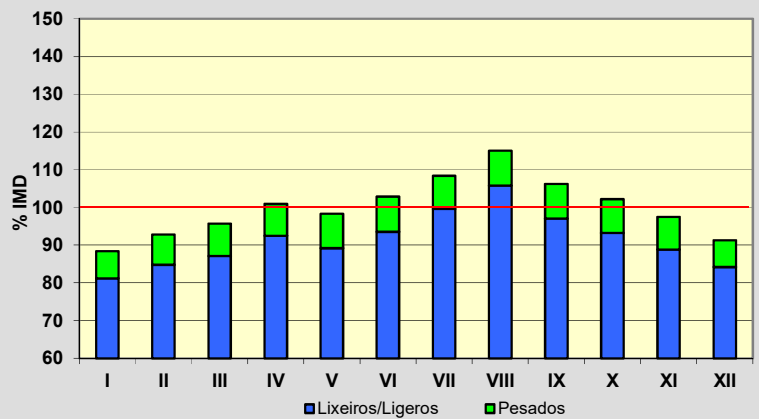
Nome/Nombre:

Variante NegreiraIMDp: **570** I₃₀: **642**

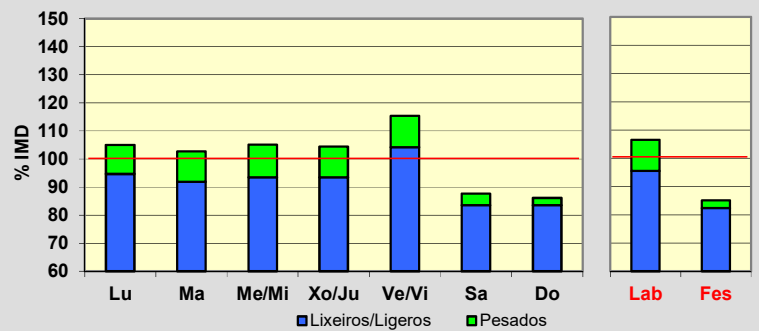
Treito/Tramo:

Negreira (AC-447) - Enl. Este Negreira% Pes.: **8,5** I₁₅₀: **592****Variación Mensual**

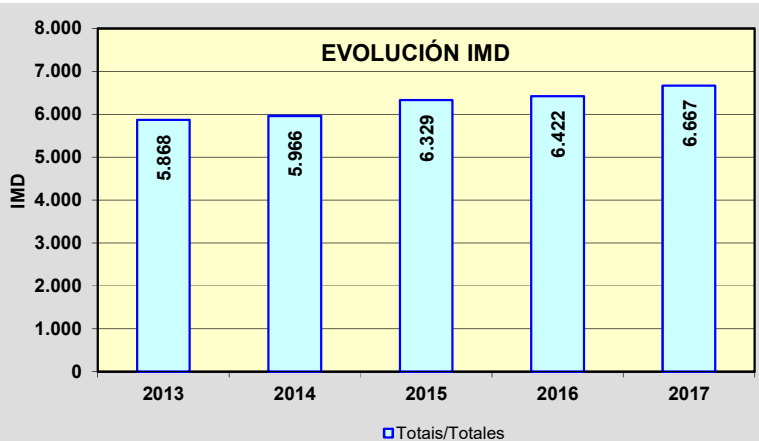
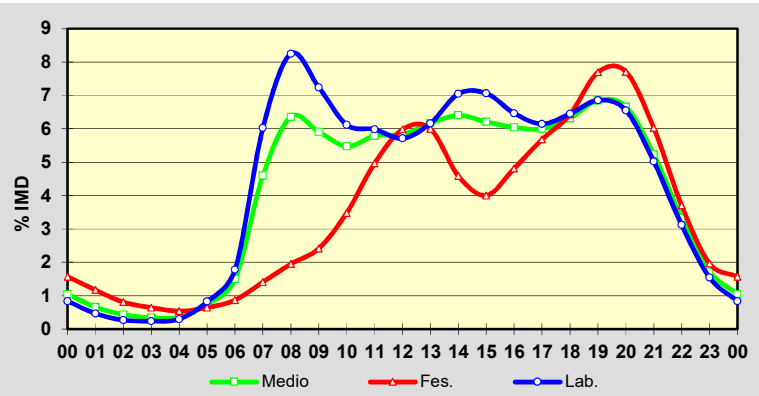
| | I.M.D. | % I.M.D. | % Pes. |
|------|--------|----------|--------|
| I | 5.894 | 88,41 | 8,1 |
| II | 6.186 | 92,79 | 8,6 |
| III | 6.382 | 95,73 | 9,0 |
| IV | 6.727 | 100,90 | 8,3 |
| V | 6.552 | 98,28 | 9,2 |
| VI | 6.858 | 102,86 | 9,1 |
| VII | 7.225 | 108,37 | 8,1 |
| VIII | 7.667 | 115,00 | 8,0 |
| IX | 7.082 | 106,22 | 8,6 |
| X | 6.812 | 102,17 | 8,8 |
| XI | 6.502 | 97,53 | 8,9 |
| XII | 6.089 | 91,33 | 7,8 |

**Semana Media**

| | I.M.D. | % I.M.D. | % Pes. |
|-------|--------|----------|--------|
| Lu | 7.002 | 105,02 | 9,9 |
| Ma | 6.850 | 102,74 | 10,6 |
| Me/Mi | 7.008 | 105,11 | 11,1 |
| Xo/Ju | 6.962 | 104,42 | 10,5 |
| Ve/Vi | 7.692 | 115,37 | 9,7 |
| Sa | 5.844 | 87,66 | 4,7 |
| Do | 5.741 | 86,11 | 3,0 |
| Lab | 7.101 | 106,51 | 10,3 |
| Fes | 5.673 | 85,09 | 3,2 |

**Día Medio**

| | Lab. | Fes. | Medio |
|----|--------------|--------------|--------------|
| 00 | 56 | 105 | 70 |
| 01 | 31 | 78 | 44 |
| 02 | 18 | 54 | 29 |
| 03 | 16 | 43 | 23 |
| 04 | 20 | 36 | 24 |
| 05 | 55 | 43 | 50 |
| 06 | 119 | 58 | 100 |
| 07 | 402 | 94 | 307 |
| 08 | 550 | 130 | 424 |
| 09 | 483 | 161 | 394 |
| 10 | 408 | 232 | 365 |
| 11 | 399 | 331 | 386 |
| 12 | 381 | 399 | 389 |
| 13 | 411 | 400 | 411 |
| 14 | 470 | 306 | 427 |
| 15 | 471 | 267 | 414 |
| 16 | 431 | 321 | 403 |
| 17 | 410 | 379 | 400 |
| 18 | 430 | 429 | 421 |
| 19 | 457 | 513 | 457 |
| 20 | 437 | 514 | 444 |
| 21 | 335 | 402 | 349 |
| 22 | 208 | 247 | 221 |
| 23 | 103 | 131 | 115 |
| | 7.101 | 5.673 | 6.667 |



Estación: **AC-549(1)**Tipo: **PER****MEMORIA DE AFOROS 2017**Rede/Red: **PB**IMD: **4.320**

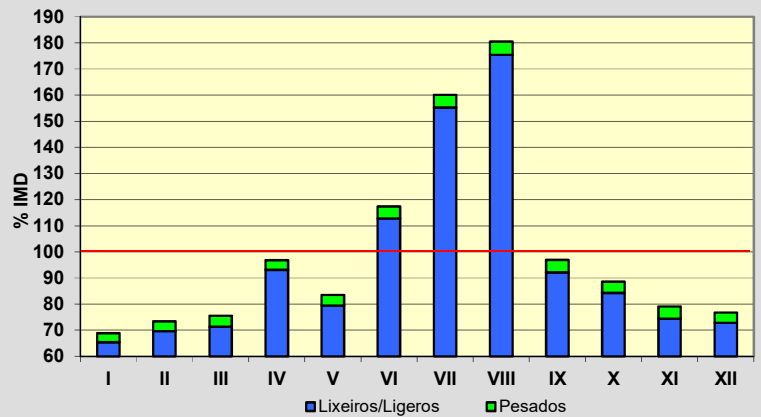
Nome/Nombre:

OrroIMDp: **184** I₃₀: **935**

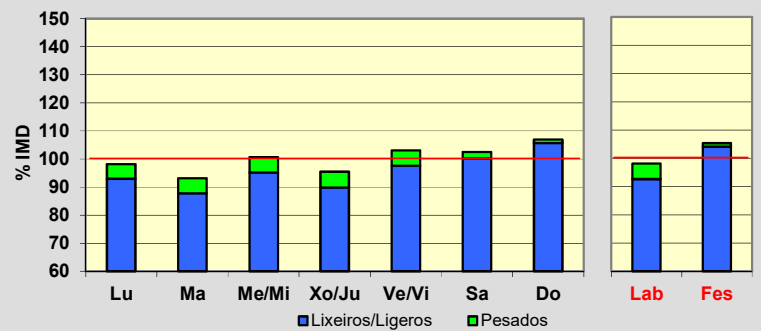
Treito/Tramo:

Orro (CG-1.5) - Enl. Testal% Pes.: **4,3** I₁₅₀: **677****Variación Mensual**

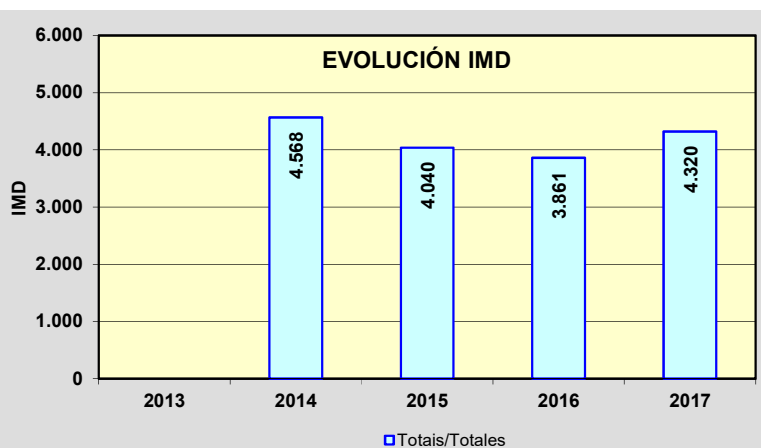
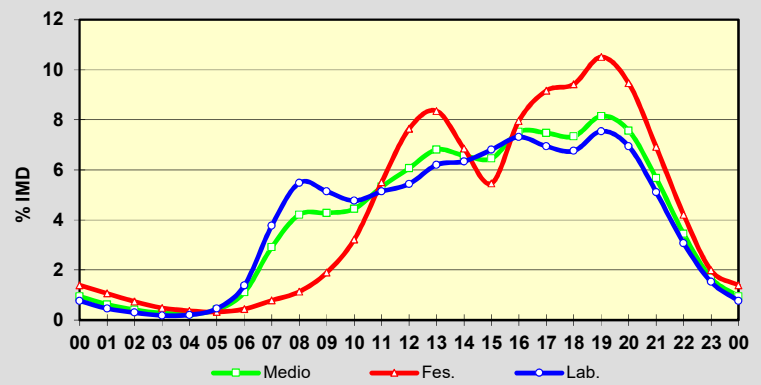
| | I.M.D. | % I.M.D. | % Pes. |
|------|--------|----------|--------|
| I | 2.974 | 68,84 | 5,0 |
| II | 3.169 | 73,36 | 5,1 |
| III | 3.263 | 75,53 | 5,5 |
| IV | 4.182 | 96,81 | 3,8 |
| V | 3.608 | 83,52 | 4,9 |
| VI | 5.071 | 117,38 | 4,0 |
| VII | 6.914 | 160,05 | 3,0 |
| VIII | 7.798 | 180,51 | 2,8 |
| IX | 4.185 | 96,88 | 4,9 |
| X | 3.826 | 88,56 | 4,8 |
| XI | 3.416 | 79,07 | 5,8 |
| XII | 3.314 | 76,71 | 5,0 |

**Semana Media**

| | I.M.D. | % I.M.D. | % Pes. |
|-------|--------|----------|--------|
| Lu | 4.242 | 98,19 | 5,3 |
| Ma | 4.023 | 93,13 | 5,7 |
| Me/Mi | 4.351 | 100,72 | 5,5 |
| Xo/Ju | 4.126 | 95,51 | 6,0 |
| Ve/Vi | 4.453 | 103,08 | 5,3 |
| Sa | 4.428 | 102,50 | 2,3 |
| Do | 4.618 | 106,90 | 1,1 |
| Lab | 4.238 | 98,10 | 5,6 |
| Fes | 4.550 | 105,32 | 1,2 |

**Día Medio**

| | Lab. | Fes. | Medio |
|--------------|--------------|--------------|--------------|
| 00 | 33 | 60 | 41 |
| 01 | 20 | 46 | 27 |
| 02 | 13 | 32 | 18 |
| 03 | 8 | 21 | 12 |
| 04 | 9 | 16 | 11 |
| 05 | 20 | 14 | 18 |
| 06 | 60 | 19 | 48 |
| 07 | 163 | 34 | 126 |
| 08 | 237 | 49 | 182 |
| 09 | 222 | 82 | 185 |
| 10 | 206 | 139 | 192 |
| 11 | 222 | 238 | 230 |
| 12 | 235 | 330 | 262 |
| 13 | 268 | 361 | 294 |
| 14 | 274 | 296 | 284 |
| 15 | 294 | 236 | 279 |
| 16 | 316 | 344 | 325 |
| 17 | 300 | 396 | 323 |
| 18 | 292 | 407 | 317 |
| 19 | 326 | 454 | 352 |
| 20 | 300 | 409 | 327 |
| 21 | 221 | 299 | 245 |
| 22 | 133 | 182 | 149 |
| 23 | 66 | 86 | 73 |
| Total | 4.238 | 4.550 | 4.320 |



Estación: **AC-549(4)**Tipo: **COM****MEMORIA DE AFOROS 2017**Rede/Red: **PB**IMD: **3.476**

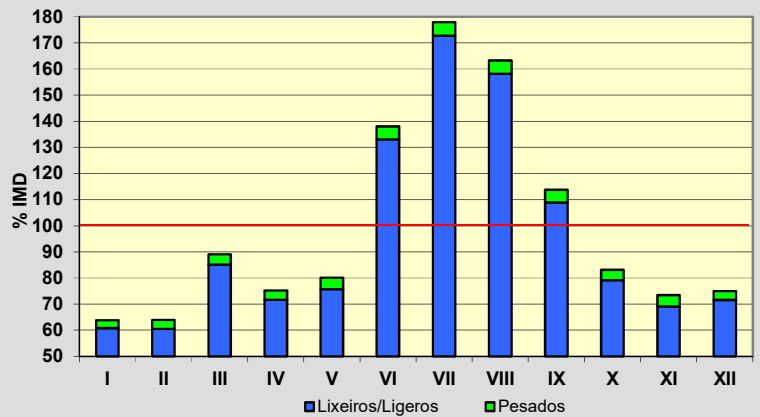
Nome/Nombre:

TaramancosIMDp: **146** I₃₀: **829**

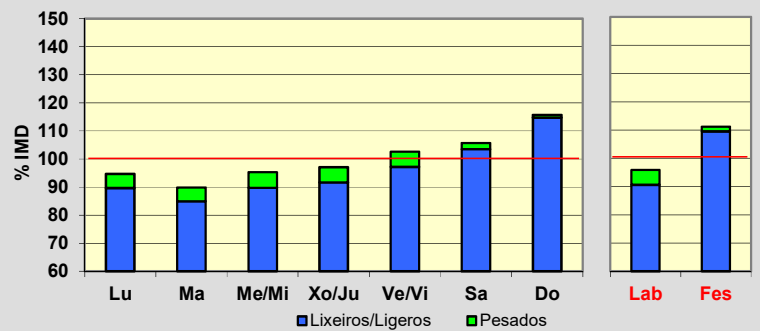
Treito/Tramo:

Enl. Testal - Taramancos (AC-550)% Pes.: **4,2** I₁₅₀: **594****Variación Mensual**

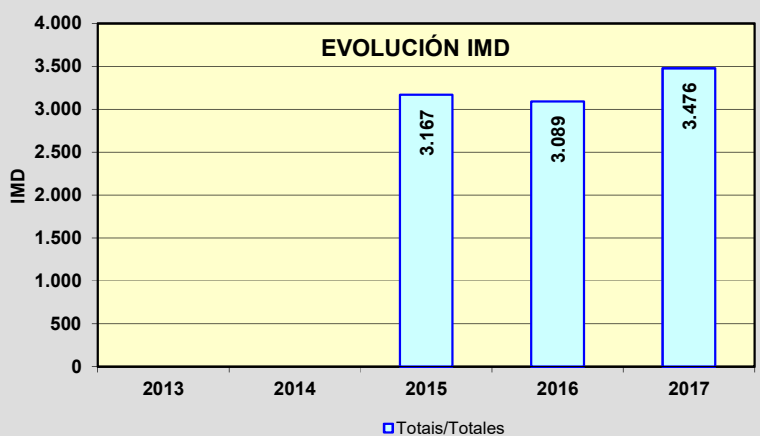
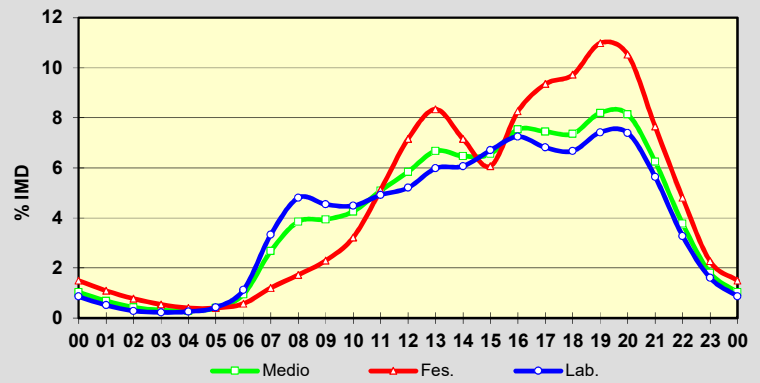
| | I.M.D. | % I.M.D. | % Pes. |
|------|--------|----------|--------|
| I | 2.219 | 63,84 | 4,7 |
| II | 2.222 | 63,92 | 5,4 |
| III | 3.096 | 89,07 | 4,4 |
| IV | 2.614 | 75,20 | 4,7 |
| V | 2.786 | 80,15 | 5,6 |
| VI | 4.796 | 137,97 | 3,6 |
| VII | 6.185 | 177,93 | 2,9 |
| VIII | 5.673 | 163,20 | 3,1 |
| IX | 3.953 | 113,72 | 4,2 |
| X | 2.889 | 83,11 | 4,8 |
| XI | 2.553 | 73,45 | 6,0 |
| XII | 2.604 | 74,91 | 4,5 |

**Semana Media**

| | I.M.D. | % I.M.D. | % Pes. |
|-------|--------|----------|--------|
| Lu | 3.290 | 94,65 | 5,2 |
| Ma | 3.125 | 89,90 | 5,6 |
| Me/Mi | 3.311 | 95,25 | 5,8 |
| Xo/Ju | 3.375 | 97,09 | 5,6 |
| Ve/Vi | 3.566 | 102,59 | 5,3 |
| Sa | 3.674 | 105,70 | 2,1 |
| Do | 4.023 | 115,74 | 0,9 |
| Lab | 3.332 | 95,86 | 5,5 |
| Fes | 3.865 | 111,19 | 1,5 |

**Día Medio**

| | Lab. | Fes. | Medio |
|----|--------------|--------------|--------------|
| 00 | 30 | 52 | 36 |
| 01 | 18 | 38 | 24 |
| 02 | 10 | 27 | 15 |
| 03 | 8 | 19 | 11 |
| 04 | 9 | 14 | 10 |
| 05 | 15 | 14 | 14 |
| 06 | 39 | 20 | 33 |
| 07 | 116 | 42 | 93 |
| 08 | 167 | 60 | 134 |
| 09 | 158 | 80 | 137 |
| 10 | 156 | 112 | 148 |
| 11 | 171 | 178 | 177 |
| 12 | 181 | 249 | 203 |
| 13 | 208 | 290 | 232 |
| 14 | 211 | 249 | 225 |
| 15 | 233 | 211 | 228 |
| 16 | 252 | 287 | 262 |
| 17 | 237 | 325 | 259 |
| 18 | 232 | 338 | 256 |
| 19 | 258 | 382 | 285 |
| 20 | 257 | 366 | 283 |
| 21 | 196 | 266 | 217 |
| 22 | 114 | 167 | 131 |
| 23 | 56 | 79 | 63 |
| | 3.332 | 3.865 | 3.476 |

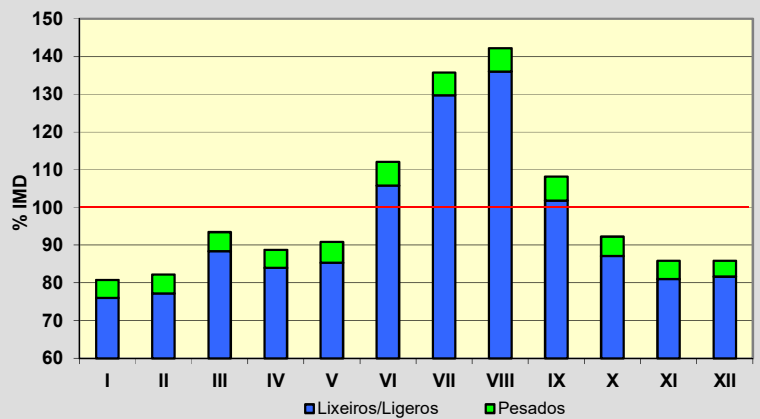


Estación: **AC-550(43)**Tipo: **COM**

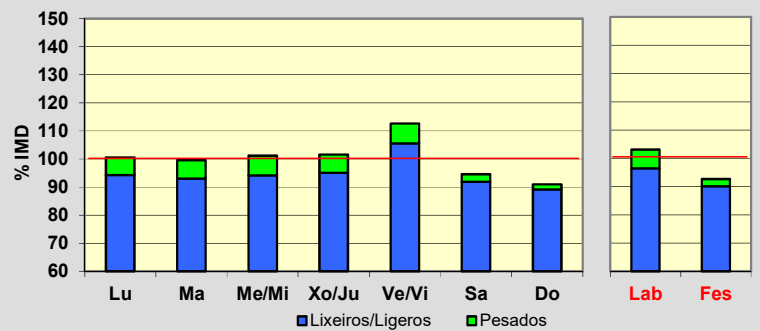
MEMORIA DE AFOROS 2017

Rede/Red: **PB**IMD: **4.067**Nome/Nombre: **Serres**IMDp: **218** I₃₀: **529**Treito/Tramo: **Muros (DP-5304) - Esteiro (DP-5305)**% Pes.: **5,4** I₁₅₀: **444****Variación Mensual**

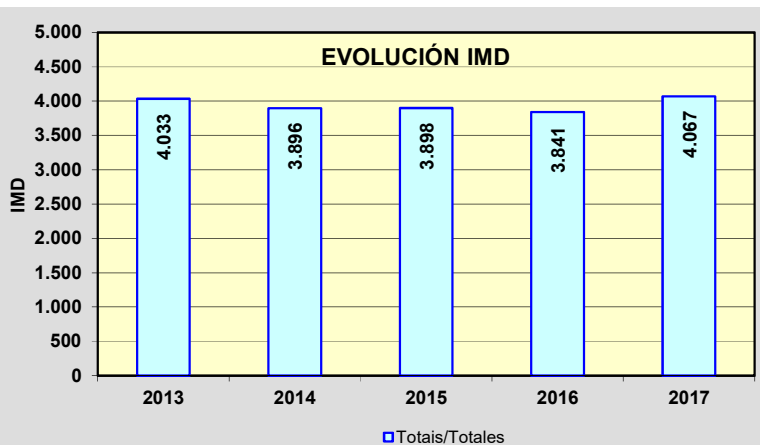
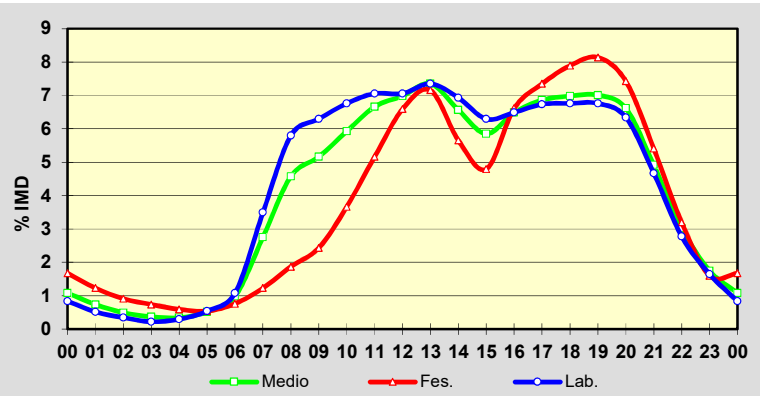
| | I.M.D. | % I.M.D. | % Pes. |
|------|--------|----------|--------|
| I | 3.285 | 80,77 | 5,9 |
| II | 3.342 | 82,17 | 6,1 |
| III | 3.802 | 93,48 | 5,5 |
| IV | 3.610 | 88,76 | 5,4 |
| V | 3.696 | 90,88 | 6,1 |
| VI | 4.556 | 112,02 | 5,6 |
| VII | 5.521 | 135,75 | 4,4 |
| VIII | 5.784 | 142,22 | 4,4 |
| IX | 4.400 | 108,19 | 5,9 |
| X | 3.753 | 92,28 | 5,6 |
| XI | 3.492 | 85,86 | 5,7 |
| XII | 3.491 | 85,84 | 4,9 |

**Semana Media**

| | I.M.D. | % I.M.D. | % Pes. |
|-------|--------|----------|--------|
| Lu | 4.090 | 100,57 | 6,2 |
| Ma | 4.051 | 99,61 | 6,6 |
| Me/Mi | 4.116 | 101,20 | 6,9 |
| Xo/Ju | 4.130 | 101,55 | 6,4 |
| Ve/Vi | 4.581 | 112,64 | 6,2 |
| Sa | 3.847 | 94,59 | 2,9 |
| Do | 3.698 | 90,93 | 1,9 |
| Lab | 4.192 | 103,07 | 6,5 |
| Fes | 3.767 | 92,62 | 2,7 |

**Día Medio**

| | Lab. | Fes. | Medio |
|--------------|--------------|--------------|--------------|
| 00 | 34 | 68 | 44 |
| 01 | 21 | 50 | 30 |
| 02 | 14 | 37 | 20 |
| 03 | 9 | 30 | 15 |
| 04 | 12 | 24 | 14 |
| 05 | 22 | 22 | 21 |
| 06 | 44 | 31 | 40 |
| 07 | 142 | 50 | 112 |
| 08 | 236 | 76 | 186 |
| 09 | 256 | 99 | 210 |
| 10 | 275 | 149 | 241 |
| 11 | 287 | 210 | 271 |
| 12 | 287 | 268 | 284 |
| 13 | 299 | 291 | 299 |
| 14 | 282 | 230 | 267 |
| 15 | 256 | 195 | 238 |
| 16 | 264 | 269 | 264 |
| 17 | 274 | 299 | 279 |
| 18 | 275 | 321 | 284 |
| 19 | 275 | 331 | 285 |
| 20 | 258 | 302 | 269 |
| 21 | 190 | 220 | 200 |
| 22 | 113 | 130 | 123 |
| 23 | 67 | 65 | 71 |
| Total | 4.192 | 3.767 | 4.067 |



Estación: **AC-552(5)**Tipo: **PER****MEMORIA DE AFOROS 2017**Rede/Red: **PB**IMD: **20.392**

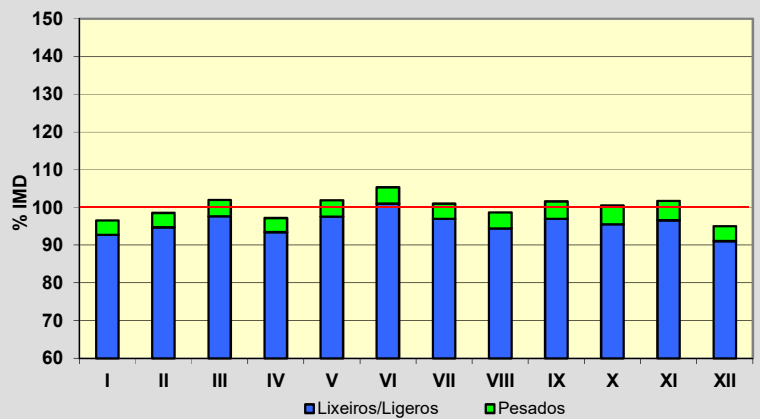
Nome/Nombre:

A Maceira (Arteixo)IMDp: **872** I₃₀: **1.725**

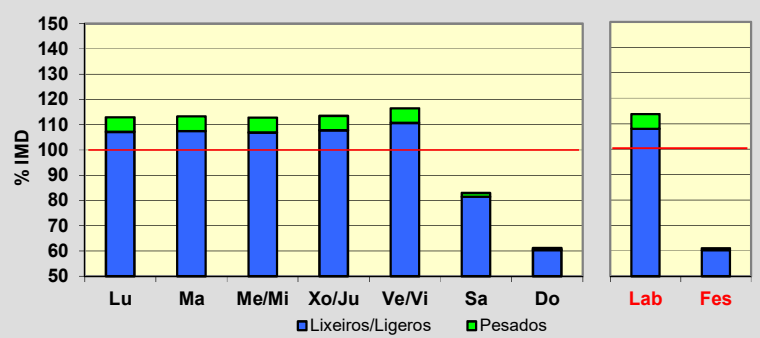
Treito/Tramo:

Enl. AG-55 - Glor. de Sabón (AC-415)% Pes.: **4,3** I₁₅₀: **1.665****Variación Mensual**

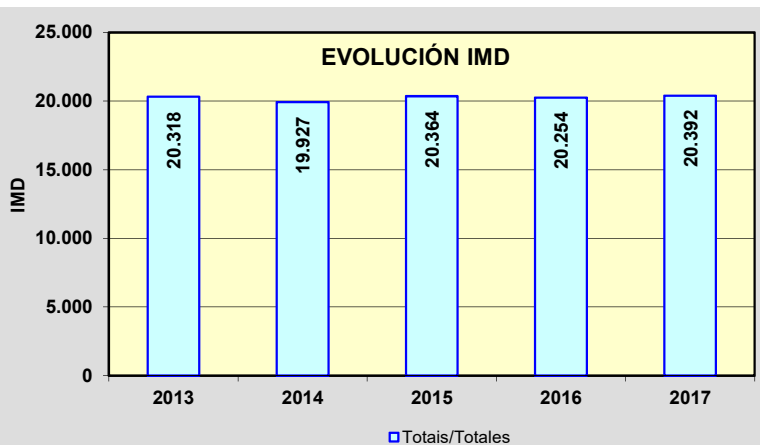
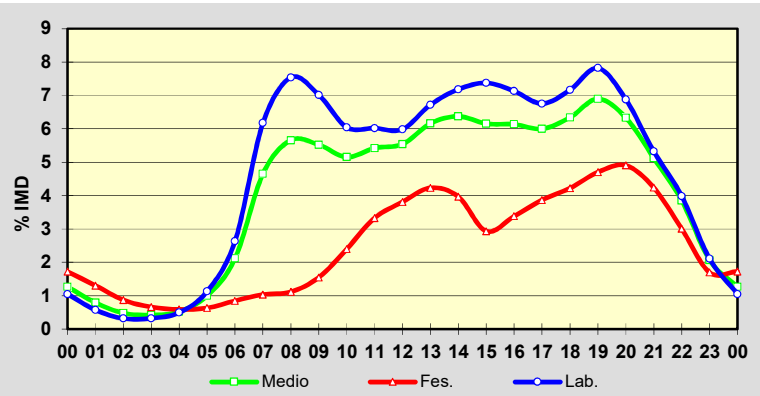
| | I.M.D. | % I.M.D. | % Pes. |
|------|--------|----------|--------|
| I | 19.681 | 96,51 | 3,9 |
| II | 20.101 | 98,57 | 3,9 |
| III | 20.792 | 101,96 | 4,2 |
| IV | 19.814 | 97,17 | 3,8 |
| V | 20.774 | 101,87 | 4,2 |
| VI | 21.482 | 105,35 | 4,1 |
| VII | 20.602 | 101,03 | 4,0 |
| VIII | 20.131 | 98,72 | 4,3 |
| IX | 20.717 | 101,59 | 4,6 |
| X | 20.489 | 100,48 | 4,9 |
| XI | 20.746 | 101,74 | 5,0 |
| XII | 19.383 | 95,05 | 4,2 |

**Semana Media**

| | I.M.D. | % I.M.D. | % Pes. |
|-------|--------|----------|--------|
| Lu | 23.022 | 112,90 | 5,1 |
| Ma | 23.089 | 113,23 | 5,1 |
| Me/Mi | 23.008 | 112,83 | 5,2 |
| Xo/Ju | 23.149 | 113,52 | 5,1 |
| Ve/Vi | 23.751 | 116,47 | 4,9 |
| Sa | 16.921 | 82,98 | 1,8 |
| Do | 12.470 | 61,15 | 1,2 |
| Lab | 23.203 | 113,78 | 5,1 |
| Fes | 12.444 | 61,02 | 1,3 |

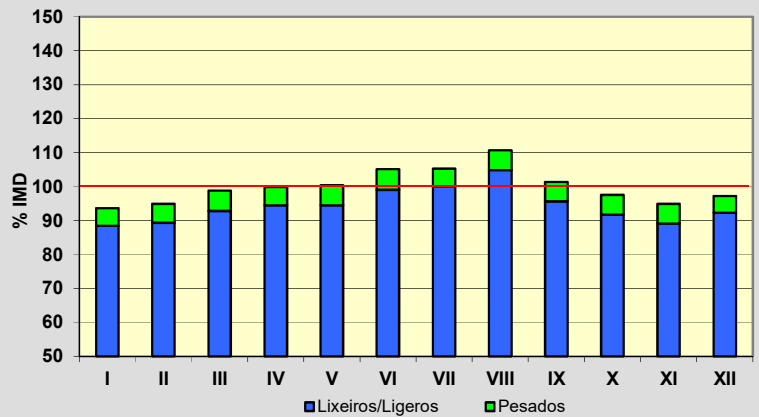
**Día Medio**

| | Lab. | Fes. | Medio |
|--------------|---------------|---------------|---------------|
| 00 | 214 | 352 | 258 |
| 01 | 117 | 266 | 162 |
| 02 | 65 | 178 | 98 |
| 03 | 66 | 135 | 86 |
| 04 | 101 | 120 | 107 |
| 05 | 231 | 129 | 204 |
| 06 | 538 | 173 | 432 |
| 07 | 1.260 | 211 | 949 |
| 08 | 1.538 | 227 | 1.154 |
| 09 | 1.431 | 316 | 1.126 |
| 10 | 1.233 | 489 | 1.051 |
| 11 | 1.228 | 679 | 1.106 |
| 12 | 1.221 | 777 | 1.130 |
| 13 | 1.371 | 863 | 1.256 |
| 14 | 1.465 | 809 | 1.300 |
| 15 | 1.504 | 598 | 1.255 |
| 16 | 1.454 | 690 | 1.251 |
| 17 | 1.378 | 789 | 1.224 |
| 18 | 1.461 | 861 | 1.293 |
| 19 | 1.595 | 959 | 1.407 |
| 20 | 1.403 | 1.000 | 1.291 |
| 21 | 1.086 | 864 | 1.045 |
| 22 | 813 | 613 | 785 |
| 23 | 430 | 346 | 422 |
| Total | 23.203 | 12.444 | 20.392 |

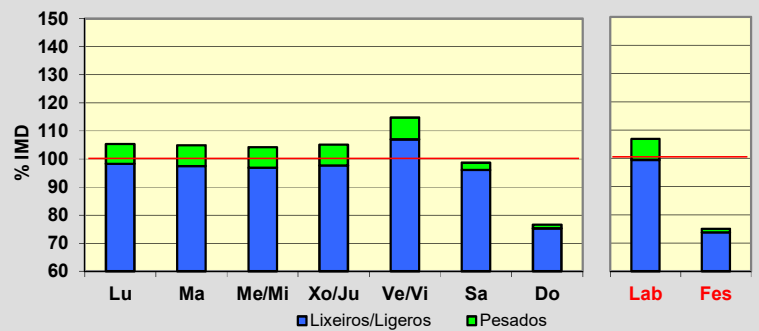


Estación: **AC-552(57)**Tipo: **PER****MEMORIA DE AFOROS 2017**Rede/Red: **PB**IMD: **3.807**Nome/Nombre: **Baio**IMDp: **214** I₃₀: **403**Treito/Tramo: **Enl. Baio Este (AG-55) - Baio (AC-430)**% Pes.: **5,6** I₁₅₀: **360****Variación Mensual**

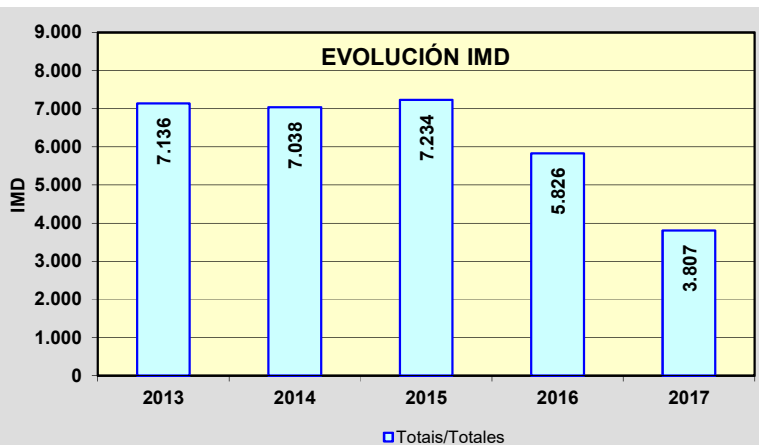
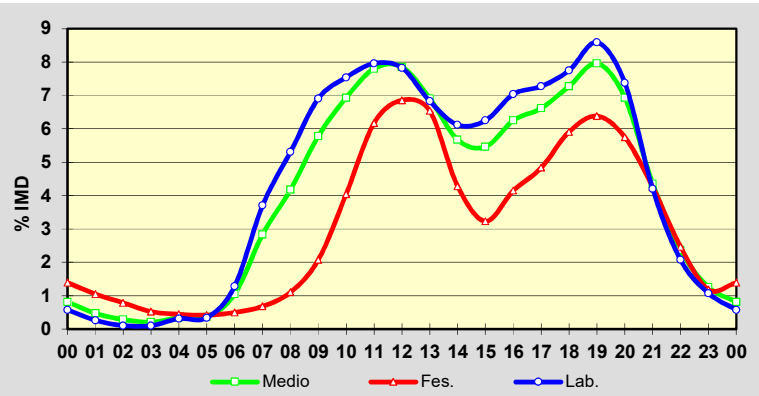
| | I.M.D. | % I.M.D. | % Pes. |
|------|--------|----------|--------|
| I | 3.565 | 93,64 | 5,6 |
| II | 3.613 | 94,90 | 5,9 |
| III | 3.762 | 98,82 | 6,0 |
| IV | 3.803 | 99,89 | 5,4 |
| V | 3.822 | 100,39 | 5,9 |
| VI | 4.000 | 105,07 | 5,8 |
| VII | 4.007 | 105,25 | 4,9 |
| VIII | 4.214 | 110,69 | 5,2 |
| IX | 3.860 | 101,39 | 5,7 |
| X | 3.715 | 97,58 | 6,0 |
| XI | 3.611 | 94,85 | 6,1 |
| XII | 3.700 | 97,19 | 5,0 |

**Semana Media**

| | I.M.D. | % I.M.D. | % Pes. |
|-------|--------|----------|--------|
| Lu | 4.008 | 105,28 | 6,7 |
| Ma | 3.994 | 104,91 | 7,1 |
| Me/Mi | 3.968 | 104,23 | 7,0 |
| Xo/Ju | 4.000 | 105,07 | 7,0 |
| Ve/Vi | 4.368 | 114,74 | 6,7 |
| Sa | 3.757 | 98,69 | 2,6 |
| Do | 2.915 | 76,57 | 1,7 |
| Lab | 4.067 | 106,83 | 6,9 |
| Fes | 2.857 | 75,05 | 1,8 |

**Día Medio**

| | Lab. | Fes. | Medio |
|----|--------------|--------------|--------------|
| 00 | 22 | 53 | 31 |
| 01 | 10 | 40 | 18 |
| 02 | 4 | 30 | 11 |
| 03 | 4 | 20 | 8 |
| 04 | 12 | 17 | 13 |
| 05 | 13 | 16 | 14 |
| 06 | 49 | 19 | 40 |
| 07 | 141 | 26 | 108 |
| 08 | 202 | 42 | 159 |
| 09 | 263 | 79 | 220 |
| 10 | 287 | 154 | 264 |
| 11 | 303 | 235 | 297 |
| 12 | 298 | 261 | 299 |
| 13 | 260 | 249 | 263 |
| 14 | 233 | 163 | 216 |
| 15 | 238 | 123 | 208 |
| 16 | 268 | 158 | 238 |
| 17 | 277 | 184 | 252 |
| 18 | 295 | 225 | 277 |
| 19 | 327 | 243 | 303 |
| 20 | 281 | 219 | 264 |
| 21 | 160 | 162 | 166 |
| 22 | 79 | 94 | 90 |
| 23 | 41 | 45 | 48 |
| | 4.067 | 2.857 | 3.807 |



Estación: **AC-552(87)**Tipo: **PER****MEMORIA DE AFOROS 2017**Rede/Red: **PB**IMD: **9.646**

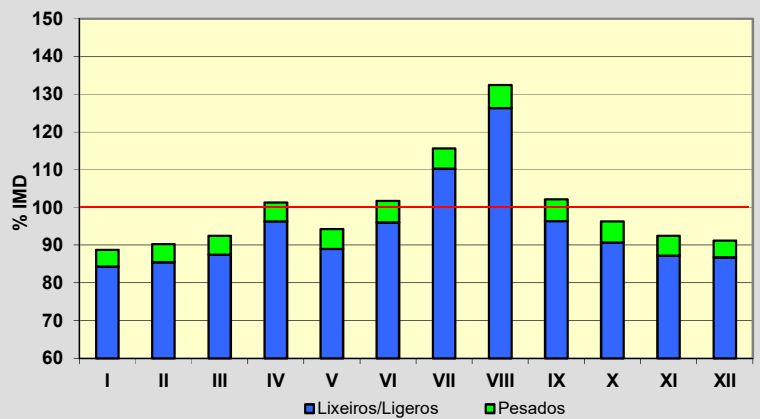
Nome/Nombre:

Cee (AC-552)IMDp: **506** I₃₀: **1.089**

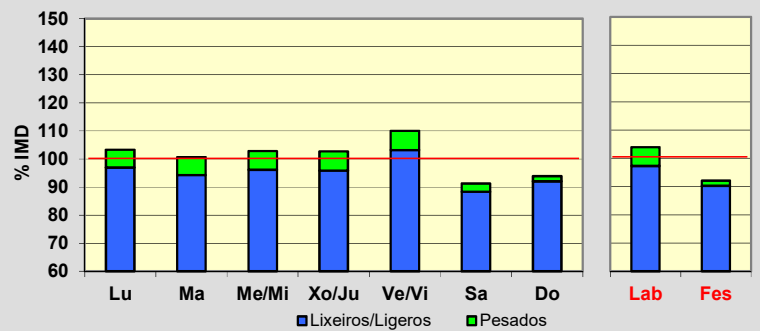
Treito/Tramo:

Dumbria (AC-199) - Cee (VG-1.4)% Pes.: **5,2** I₁₅₀: **936****Variación Mensual**

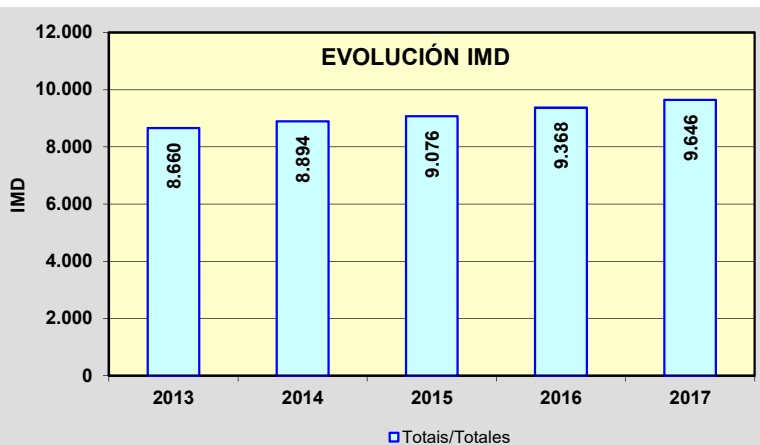
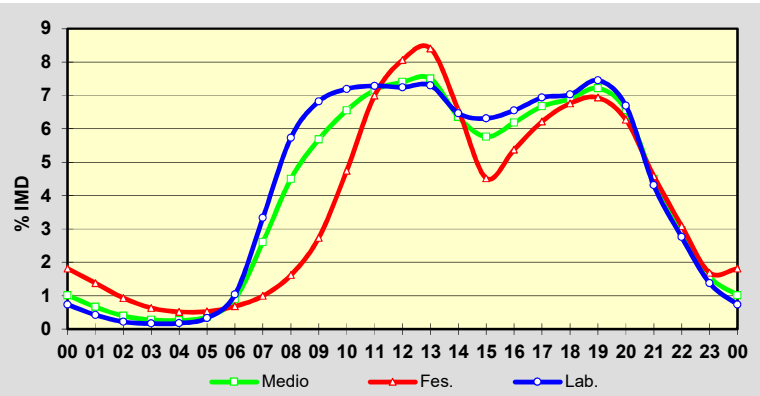
| | I.M.D. | % I.M.D. | % Pes. |
|------|--------|----------|--------|
| I | 8.562 | 88,76 | 5,0 |
| II | 8.705 | 90,24 | 5,3 |
| III | 8.918 | 92,45 | 5,4 |
| IV | 9.769 | 101,28 | 4,9 |
| V | 9.092 | 94,26 | 5,6 |
| VI | 9.818 | 101,78 | 5,7 |
| VII | 11.151 | 115,60 | 4,6 |
| VIII | 12.772 | 132,41 | 4,6 |
| IX | 9.848 | 102,09 | 5,6 |
| X | 9.289 | 96,30 | 5,8 |
| XI | 8.925 | 92,53 | 5,8 |
| XII | 8.802 | 91,25 | 5,0 |

**Semana Media**

| | I.M.D. | % I.M.D. | % Pes. |
|-------|--------|----------|--------|
| Lu | 9.967 | 103,33 | 6,2 |
| Ma | 9.717 | 100,74 | 6,4 |
| Me/Mi | 9.921 | 102,85 | 6,5 |
| Xo/Ju | 9.909 | 102,73 | 6,6 |
| Ve/Vi | 10.611 | 110,00 | 6,2 |
| Sa | 8.804 | 91,27 | 3,2 |
| Do | 9.057 | 93,89 | 1,9 |
| Lab | 10.023 | 103,91 | 6,4 |
| Fes | 8.881 | 92,07 | 2,0 |

**Día Medio**

| | Lab. | Fes. | Medio |
|----|---------------|--------------|--------------|
| 00 | 71 | 175 | 98 |
| 01 | 41 | 133 | 64 |
| 02 | 21 | 90 | 38 |
| 03 | 16 | 61 | 27 |
| 04 | 17 | 50 | 25 |
| 05 | 32 | 51 | 36 |
| 06 | 100 | 66 | 87 |
| 07 | 322 | 96 | 252 |
| 08 | 553 | 156 | 434 |
| 09 | 658 | 264 | 548 |
| 10 | 694 | 458 | 632 |
| 11 | 703 | 675 | 691 |
| 12 | 699 | 778 | 714 |
| 13 | 704 | 811 | 724 |
| 14 | 624 | 633 | 613 |
| 15 | 609 | 436 | 556 |
| 16 | 632 | 519 | 597 |
| 17 | 669 | 600 | 644 |
| 18 | 678 | 652 | 665 |
| 19 | 719 | 669 | 696 |
| 20 | 646 | 605 | 633 |
| 21 | 416 | 442 | 434 |
| 22 | 266 | 298 | 286 |
| 23 | 133 | 163 | 152 |
| | 10.023 | 8.881 | 9.646 |



Estación: **AC-554(1)**Tipo: **PER****MEMORIA DE AFOROS 2017**Rede/Red: **PB**IMD: **5.464**

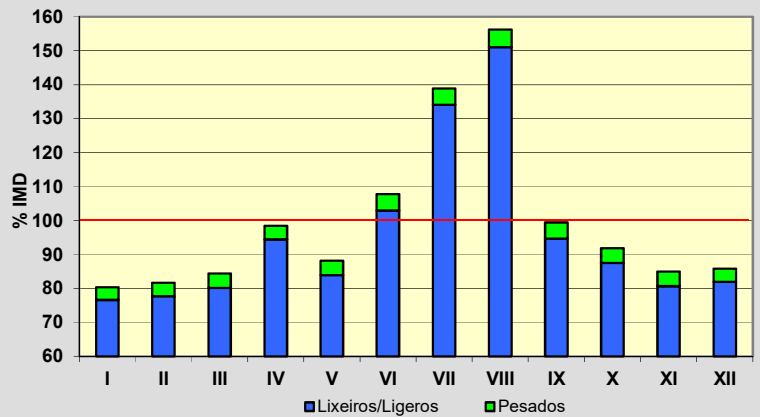
Nome/Nombre:

Riba de Mar (AC-554)IMDp: **239** I₃₀: **849**

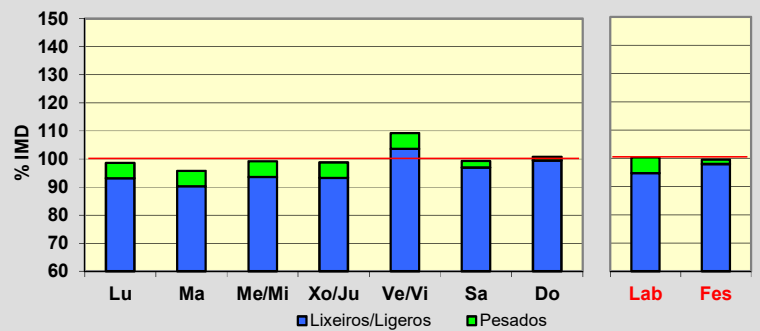
Treito/Tramo:

Riba de Mar (AC-550) - Enl. Lagoa% Pes.: **4,4** I₁₅₀: **645****Variación Mensual**

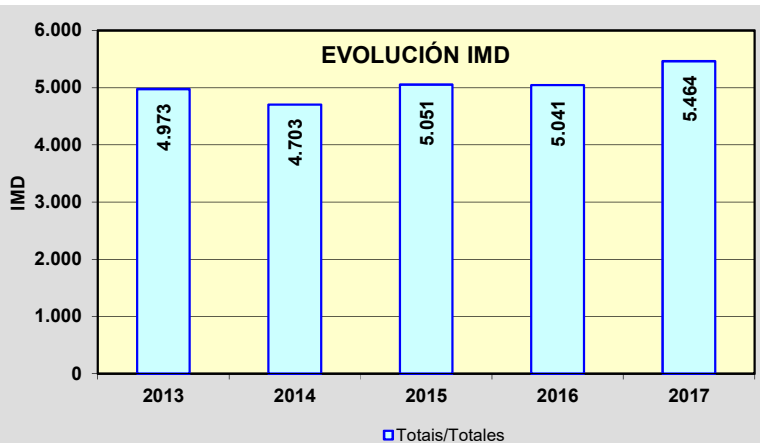
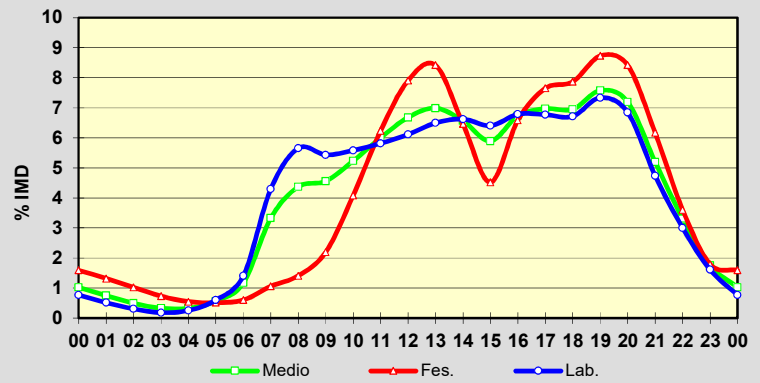
| | I.M.D. | % I.M.D. | % Pes. |
|------|--------|----------|--------|
| I | 4.390 | 80,34 | 4,7 |
| II | 4.464 | 81,70 | 5,0 |
| III | 4.614 | 84,44 | 5,0 |
| IV | 5.377 | 98,41 | 4,0 |
| V | 4.814 | 88,10 | 4,8 |
| VI | 5.888 | 107,76 | 4,5 |
| VII | 7.590 | 138,91 | 3,5 |
| VIII | 8.537 | 156,24 | 3,4 |
| IX | 5.433 | 99,43 | 4,8 |
| X | 5.018 | 91,84 | 4,8 |
| XI | 4.645 | 85,01 | 5,1 |
| XII | 4.687 | 85,78 | 4,5 |

**Semana Media**

| | I.M.D. | % I.M.D. | % Pes. |
|-------|--------|----------|--------|
| Lu | 5.388 | 98,61 | 5,5 |
| Ma | 5.235 | 95,81 | 5,8 |
| Me/Mi | 5.417 | 99,14 | 5,6 |
| Xo/Ju | 5.398 | 98,79 | 5,6 |
| Ve/Vi | 5.970 | 109,26 | 5,2 |
| Sa | 5.426 | 99,30 | 2,4 |
| Do | 5.510 | 100,84 | 1,4 |
| Lab | 5.480 | 100,29 | 5,5 |
| Fes | 5.434 | 99,45 | 1,5 |

**Día Medio**

| | Lab. | Fes. | Medio |
|----|--------------|--------------|--------------|
| 00 | 42 | 87 | 56 |
| 01 | 28 | 72 | 41 |
| 02 | 17 | 56 | 27 |
| 03 | 10 | 40 | 18 |
| 04 | 14 | 30 | 18 |
| 05 | 33 | 28 | 31 |
| 06 | 77 | 33 | 64 |
| 07 | 235 | 58 | 182 |
| 08 | 309 | 77 | 239 |
| 09 | 297 | 120 | 249 |
| 10 | 305 | 223 | 286 |
| 11 | 318 | 341 | 328 |
| 12 | 334 | 432 | 365 |
| 13 | 355 | 460 | 382 |
| 14 | 362 | 353 | 359 |
| 15 | 350 | 247 | 322 |
| 16 | 371 | 360 | 368 |
| 17 | 370 | 418 | 381 |
| 18 | 367 | 430 | 380 |
| 19 | 401 | 477 | 414 |
| 20 | 374 | 460 | 393 |
| 21 | 259 | 337 | 284 |
| 22 | 164 | 197 | 181 |
| 23 | 88 | 98 | 96 |
| | 5.480 | 5.434 | 5.464 |



Estación: **AC-564(15)**Tipo: **PER**

MEMORIA DE AFOROS 2017

Rede/Red: **PB**IMD: **4.271**

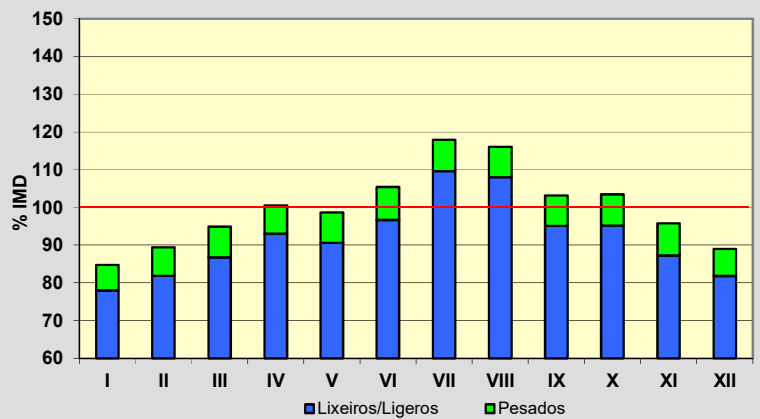
Nome/Nombre:

GoenteIMDp: **339** I₃₀: **459**

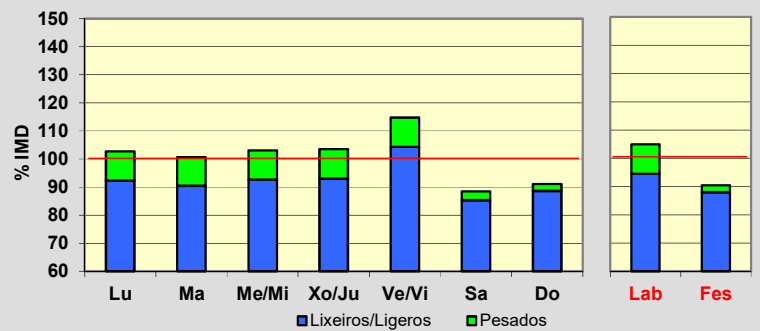
Treito/Tramo:

As Neves - Piñeiral (AC-142)% Pes.: **7,9** I₁₅₀: **387****Variación Mensual**

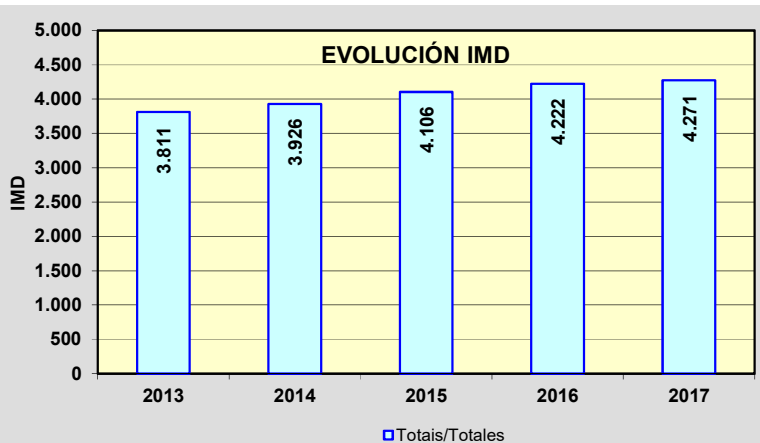
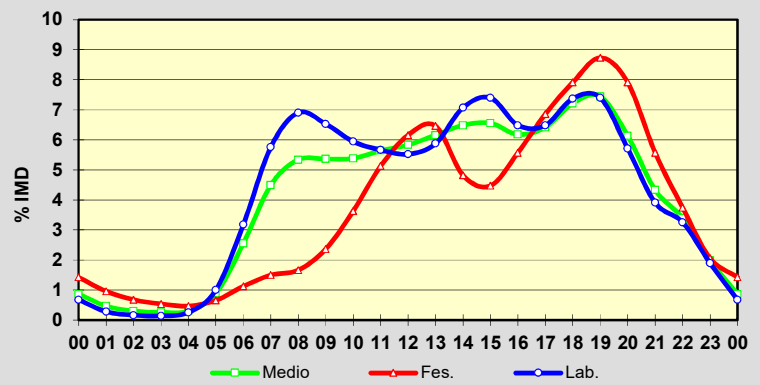
| | I.M.D. | % I.M.D. | % Pes. |
|------|--------|----------|--------|
| I | 3.619 | 84,73 | 7,9 |
| II | 3.818 | 89,39 | 8,4 |
| III | 4.051 | 94,85 | 8,5 |
| IV | 4.295 | 100,56 | 7,5 |
| V | 4.216 | 98,71 | 8,2 |
| VI | 4.503 | 105,43 | 8,3 |
| VII | 5.037 | 117,93 | 7,1 |
| VIII | 4.957 | 116,06 | 7,0 |
| IX | 4.407 | 103,18 | 7,8 |
| X | 4.418 | 103,44 | 8,0 |
| XI | 4.092 | 95,81 | 8,9 |
| XII | 3.800 | 88,97 | 8,1 |

**Semana Media**

| | I.M.D. | % I.M.D. | % Pes. |
|-------|--------|----------|--------|
| Lu | 4.385 | 102,67 | 10,0 |
| Ma | 4.302 | 100,73 | 10,2 |
| Me/Mi | 4.403 | 103,09 | 10,1 |
| Xo/Ju | 4.422 | 103,54 | 10,2 |
| Ve/Vi | 4.900 | 114,73 | 9,1 |
| Sa | 3.778 | 88,46 | 3,5 |
| Do | 3.891 | 91,10 | 2,7 |
| Lab | 4.481 | 104,92 | 9,9 |
| Fes | 3.862 | 90,42 | 2,7 |

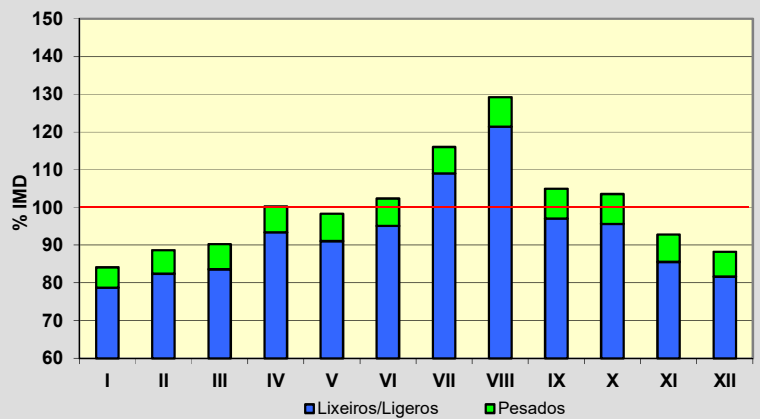
**Día Medio**

| | Lab. | Fes. | Medio |
|--------------|--------------|--------------|--------------|
| 00 | 29 | 61 | 37 |
| 01 | 12 | 41 | 20 |
| 02 | 7 | 29 | 13 |
| 03 | 6 | 23 | 11 |
| 04 | 11 | 20 | 13 |
| 05 | 43 | 28 | 38 |
| 06 | 136 | 48 | 109 |
| 07 | 246 | 64 | 192 |
| 08 | 295 | 71 | 228 |
| 09 | 279 | 101 | 229 |
| 10 | 254 | 155 | 230 |
| 11 | 242 | 219 | 241 |
| 12 | 236 | 263 | 249 |
| 13 | 251 | 276 | 263 |
| 14 | 302 | 206 | 277 |
| 15 | 316 | 191 | 280 |
| 16 | 277 | 238 | 264 |
| 17 | 277 | 293 | 274 |
| 18 | 315 | 338 | 308 |
| 19 | 316 | 373 | 318 |
| 20 | 244 | 338 | 262 |
| 21 | 167 | 238 | 185 |
| 22 | 139 | 160 | 145 |
| 23 | 81 | 88 | 85 |
| Total | 4.481 | 3.862 | 4.271 |

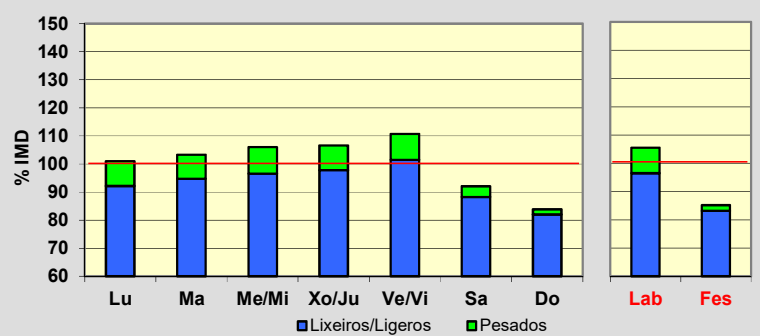


Estación: **AC-566(40)**Tipo: **PER****MEMORIA DE AFOROS 2017**Rede/Red: **PB**IMD: **1.105**Nome/Nombre: **Campo do Hospital (AC-566)**IMDp: **77** I₃₀: **122**Treito/Tramo: **Cedeira - Campo do Hospital (AC-862)**% Pes.: **7,0** I₁₅₀: **105****Variación Mensual**

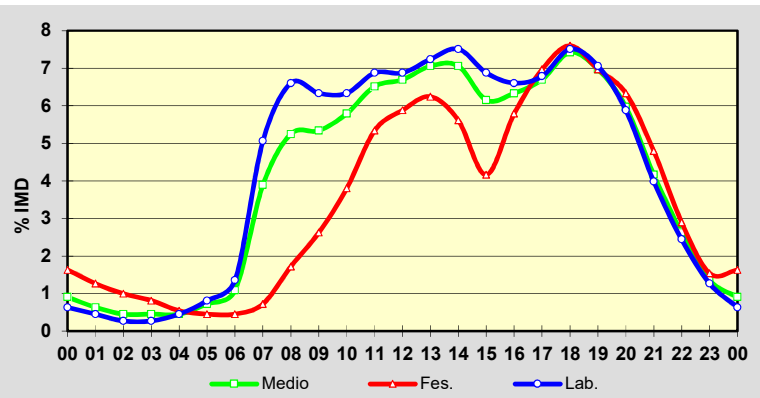
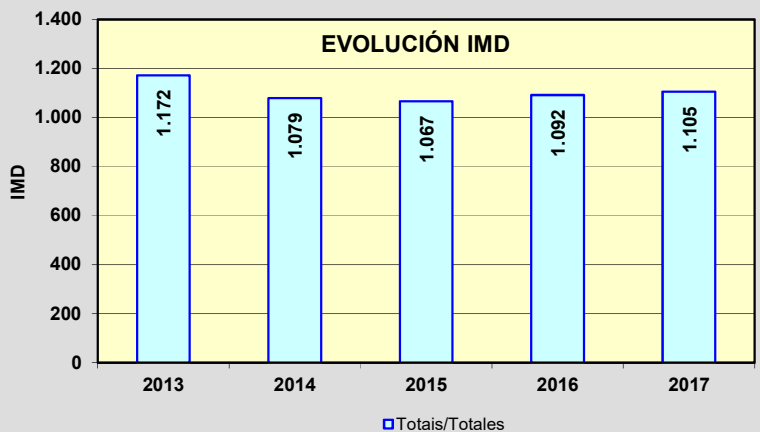
| | I.M.D. | % I.M.D. | % Pes. |
|------|--------|----------|--------|
| I | 930 | 84,16 | 6,5 |
| II | 980 | 88,69 | 7,0 |
| III | 997 | 90,23 | 7,3 |
| IV | 1.108 | 100,27 | 6,9 |
| V | 1.086 | 98,28 | 7,4 |
| VI | 1.131 | 102,35 | 7,1 |
| VII | 1.282 | 116,02 | 6,1 |
| VIII | 1.428 | 129,23 | 6,1 |
| IX | 1.160 | 104,98 | 7,6 |
| X | 1.144 | 103,53 | 7,6 |
| XI | 1.025 | 92,76 | 7,8 |
| XII | 975 | 88,24 | 7,5 |

**Semana Media**

| | I.M.D. | % I.M.D. | % Pes. |
|-------|--------|----------|--------|
| Lu | 1.116 | 101,00 | 8,8 |
| Ma | 1.141 | 103,26 | 8,2 |
| Me/Mi | 1.172 | 106,06 | 9,0 |
| Xo/Ju | 1.178 | 106,61 | 8,3 |
| Ve/Vi | 1.224 | 110,77 | 8,4 |
| Sa | 1.017 | 92,04 | 4,1 |
| Do | 926 | 83,80 | 2,2 |
| Lab | 1.166 | 105,52 | 8,6 |
| Fes | 941 | 85,16 | 2,3 |

**Día Medio**

| | Lab. | Fes. | Medio |
|--------------|--------------|------------|--------------|
| 00 | 7 | 18 | 10 |
| 01 | 5 | 14 | 7 |
| 02 | 3 | 11 | 5 |
| 03 | 3 | 9 | 5 |
| 04 | 5 | 6 | 5 |
| 05 | 9 | 5 | 8 |
| 06 | 15 | 5 | 12 |
| 07 | 56 | 8 | 43 |
| 08 | 73 | 19 | 58 |
| 09 | 70 | 29 | 59 |
| 10 | 70 | 42 | 64 |
| 11 | 76 | 59 | 72 |
| 12 | 76 | 65 | 74 |
| 13 | 80 | 69 | 78 |
| 14 | 83 | 62 | 78 |
| 15 | 76 | 46 | 68 |
| 16 | 73 | 64 | 70 |
| 17 | 75 | 77 | 74 |
| 18 | 83 | 84 | 82 |
| 19 | 78 | 77 | 77 |
| 20 | 65 | 70 | 66 |
| 21 | 44 | 53 | 46 |
| 22 | 27 | 32 | 29 |
| 23 | 14 | 17 | 15 |
| Total | 1.166 | 941 | 1.105 |

**EVOLUCIÓN IMD**

Estación: **AC-840(18)**Tipo: **PER****MEMORIA DE AFOROS 2017**Rede/Red: **PB**IMD: **4.593**

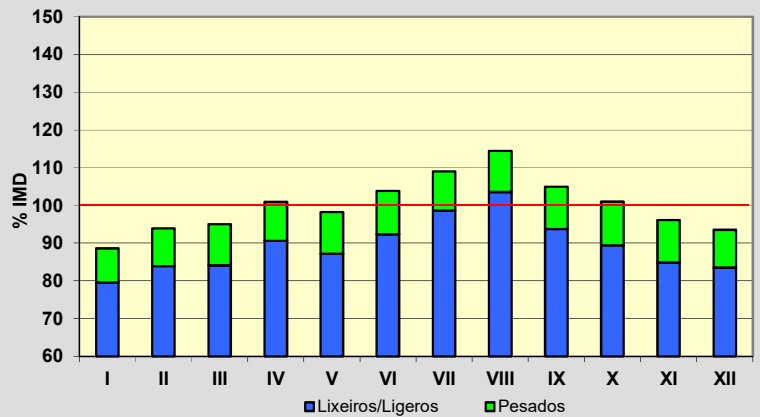
Nome/Nombre:

CesurasIMDp: **490** I₃₀: **664**

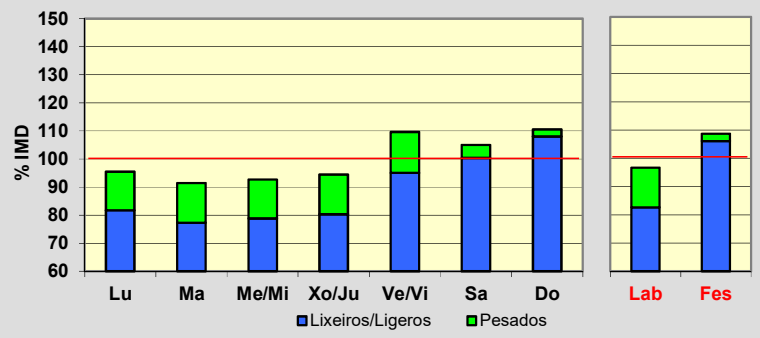
Treito/Tramo:

Oza dos Ríos - N-634% Pes.: **10,7** I₁₅₀: **504****Variación Mensual**

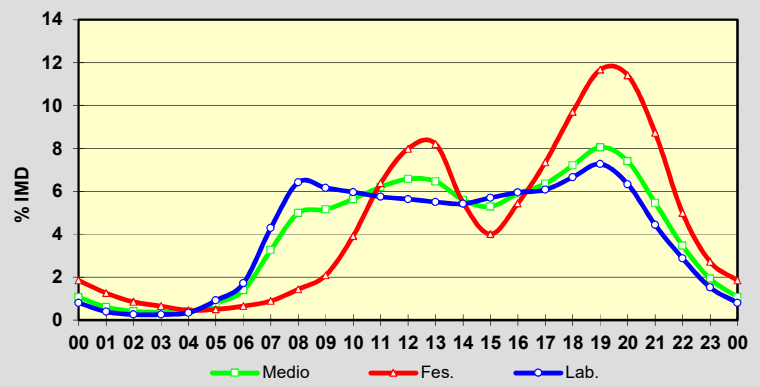
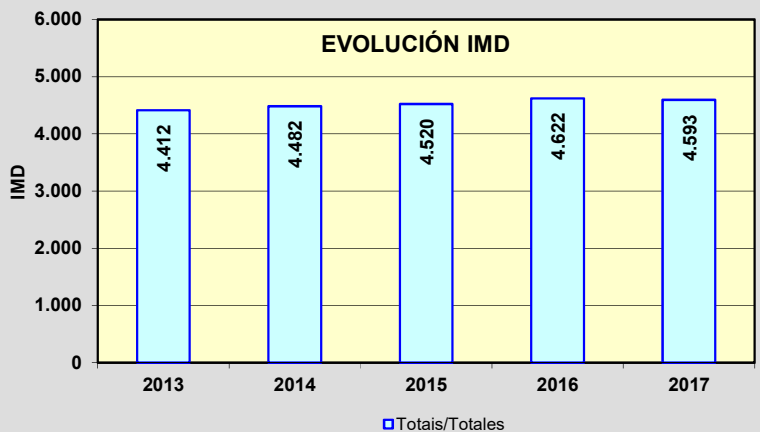
| | I.M.D. | % I.M.D. | % Pes. |
|------|--------|----------|--------|
| I | 4.068 | 88,57 | 10,2 |
| II | 4.312 | 93,88 | 10,6 |
| III | 4.364 | 95,01 | 11,5 |
| IV | 4.635 | 100,91 | 10,2 |
| V | 4.513 | 98,26 | 11,3 |
| VI | 4.768 | 103,81 | 11,1 |
| VII | 5.006 | 108,99 | 9,5 |
| VIII | 5.256 | 114,44 | 9,6 |
| IX | 4.820 | 104,94 | 10,7 |
| X | 4.640 | 101,02 | 11,5 |
| XI | 4.417 | 96,17 | 11,7 |
| XII | 4.297 | 93,56 | 10,7 |

**Semana Media**

| | I.M.D. | % I.M.D. | % Pes. |
|-------|--------|----------|--------|
| Lu | 4.384 | 95,45 | 14,4 |
| Ma | 4.199 | 91,42 | 15,4 |
| Me/Mi | 4.254 | 92,62 | 14,9 |
| Xo/Ju | 4.337 | 94,43 | 15,0 |
| Ve/Vi | 5.037 | 109,67 | 13,3 |
| Sa | 4.821 | 104,96 | 4,4 |
| Do | 5.076 | 110,52 | 2,3 |
| Lab | 4.441 | 96,69 | 14,5 |
| Fes | 4.991 | 108,67 | 2,4 |

**Día Medio**

| | Lab. | Fes. | Medio |
|----|--------------|--------------|--------------|
| 00 | 37 | 85 | 49 |
| 01 | 18 | 58 | 28 |
| 02 | 12 | 39 | 19 |
| 03 | 12 | 30 | 17 |
| 04 | 16 | 21 | 18 |
| 05 | 42 | 23 | 36 |
| 06 | 79 | 30 | 64 |
| 07 | 197 | 41 | 150 |
| 08 | 295 | 66 | 229 |
| 09 | 283 | 96 | 237 |
| 10 | 274 | 180 | 259 |
| 11 | 264 | 293 | 285 |
| 12 | 259 | 367 | 302 |
| 13 | 253 | 377 | 297 |
| 14 | 249 | 252 | 257 |
| 15 | 262 | 184 | 243 |
| 16 | 273 | 250 | 271 |
| 17 | 279 | 338 | 292 |
| 18 | 306 | 446 | 331 |
| 19 | 334 | 536 | 370 |
| 20 | 291 | 524 | 340 |
| 21 | 204 | 401 | 251 |
| 22 | 132 | 229 | 159 |
| 23 | 70 | 125 | 89 |
| | 4.441 | 4.991 | 4.593 |

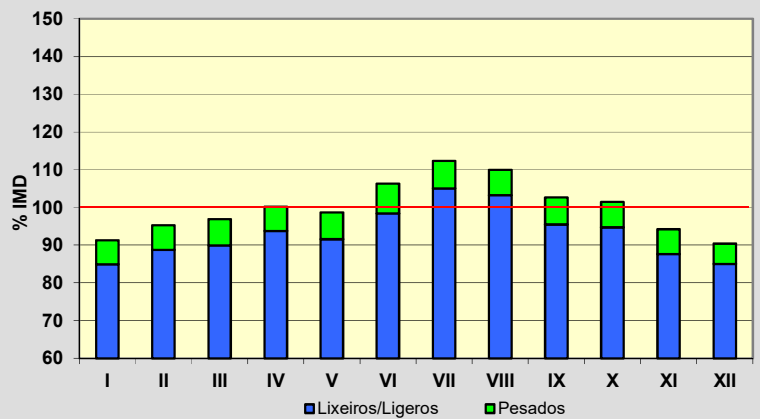
**EVOLUCIÓN IMD**

Estación: **AC-862(11)**Tipo: **PER**

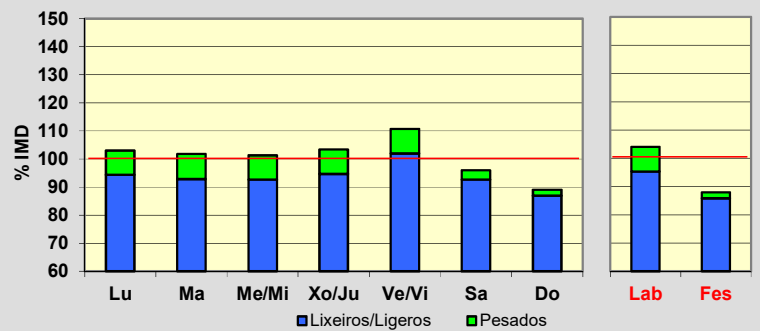
MEMORIA DE AFOROS 2017

Rede/Red: **PB**IMD: **2.933**Nome/Nombre: **San Sadurnño (AC-862)**IMDp: **198** I₃₀: **285**Treito/Tramo: **A Mourela (CP-5503) - Vistalegre (AC-125)**% Pes.: **6,8** I₁₅₀: **251****Variación Mensual**

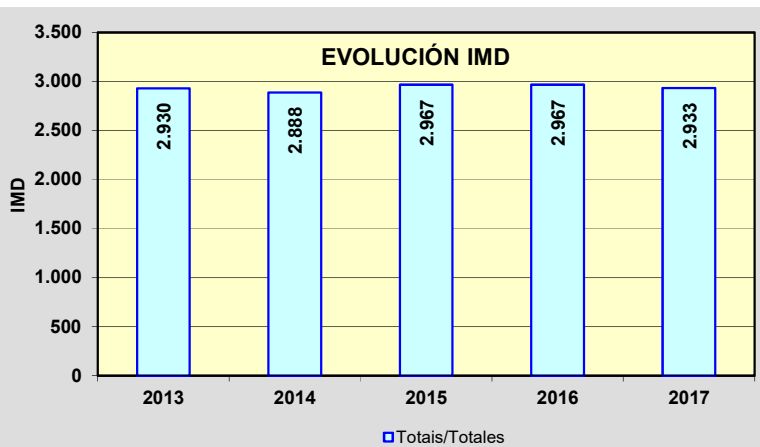
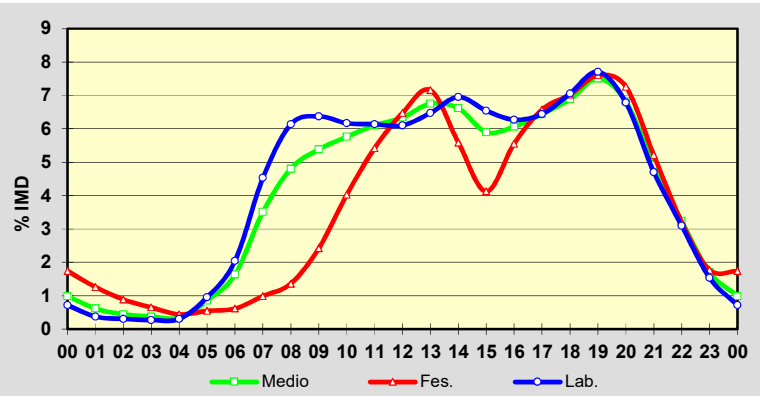
| | I.M.D. | % I.M.D. | % Pes. |
|------|--------|----------|--------|
| I | 2.678 | 91,31 | 7,0 |
| II | 2.794 | 95,26 | 6,8 |
| III | 2.842 | 96,90 | 7,2 |
| IV | 2.938 | 100,17 | 6,4 |
| V | 2.895 | 98,70 | 7,2 |
| VI | 3.118 | 106,31 | 7,5 |
| VII | 3.295 | 112,34 | 6,5 |
| VIII | 3.225 | 109,96 | 6,1 |
| IX | 3.011 | 102,66 | 7,0 |
| X | 2.975 | 101,43 | 6,6 |
| XI | 2.762 | 94,17 | 7,0 |
| XII | 2.651 | 90,39 | 5,9 |

**Semana Media**

| | I.M.D. | % I.M.D. | % Pes. |
|-------|--------|----------|--------|
| Lu | 3.020 | 102,97 | 8,3 |
| Ma | 2.986 | 101,81 | 8,8 |
| Me/Mi | 2.970 | 101,26 | 8,5 |
| Xo/Ju | 3.033 | 103,41 | 8,5 |
| Ve/Vi | 3.247 | 110,71 | 7,9 |
| Sa | 2.814 | 95,94 | 3,4 |
| Do | 2.611 | 89,02 | 2,3 |
| Lab | 3.051 | 104,02 | 8,4 |
| Fes | 2.579 | 87,93 | 2,4 |

**Día Medio**

| | Lab. | Fes. | Medio |
|----|--------------|--------------|--------------|
| 00 | 21 | 51 | 29 |
| 01 | 11 | 37 | 18 |
| 02 | 9 | 26 | 13 |
| 03 | 8 | 19 | 11 |
| 04 | 9 | 13 | 10 |
| 05 | 28 | 16 | 25 |
| 06 | 60 | 18 | 48 |
| 07 | 133 | 29 | 103 |
| 08 | 180 | 40 | 141 |
| 09 | 187 | 71 | 158 |
| 10 | 181 | 118 | 169 |
| 11 | 180 | 159 | 179 |
| 12 | 179 | 190 | 186 |
| 13 | 190 | 210 | 198 |
| 14 | 204 | 164 | 194 |
| 15 | 192 | 121 | 173 |
| 16 | 184 | 163 | 178 |
| 17 | 189 | 193 | 189 |
| 18 | 207 | 206 | 202 |
| 19 | 226 | 223 | 220 |
| 20 | 199 | 213 | 200 |
| 21 | 138 | 153 | 144 |
| 22 | 91 | 94 | 95 |
| 23 | 45 | 52 | 50 |
| | 3.051 | 2.579 | 2.933 |



Estación: **AC-862(22)**Tipo: **PER****MEMORIA DE AFOROS 2017**Rede/Red: **PB**IMD: **4.131**

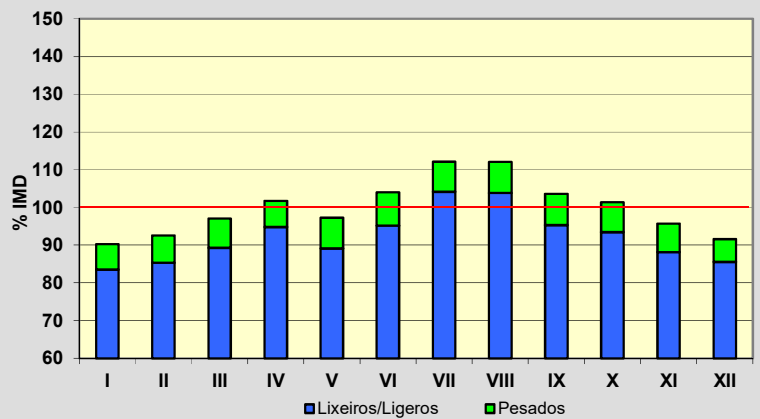
Nome/Nombre:

LamasIMDp: **316** I₃₀: **490**

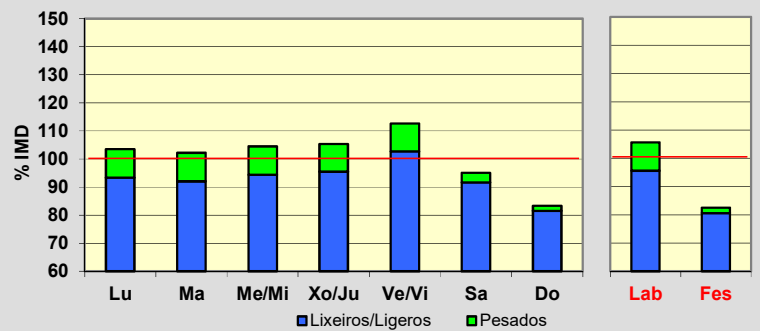
Treito/Tramo:

San Sadurniño (AC-112) - Felgosas (AC-102)% Pes.: **7,6** I₁₅₀: **369****Variación Mensual**

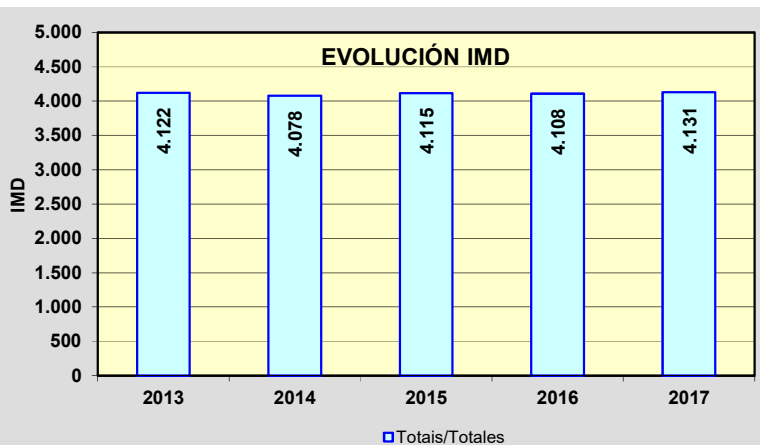
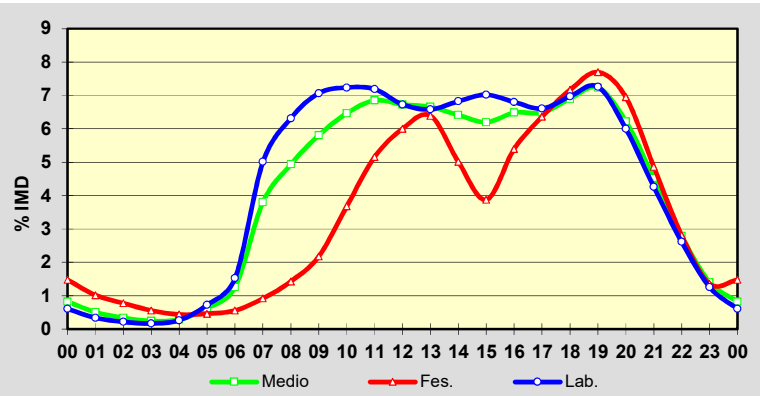
| | I.M.D. | % I.M.D. | % Pes. |
|------|--------|----------|--------|
| I | 3.729 | 90,27 | 7,4 |
| II | 3.824 | 92,57 | 7,8 |
| III | 4.008 | 97,02 | 8,0 |
| IV | 4.204 | 101,77 | 6,9 |
| V | 4.019 | 97,29 | 8,4 |
| VI | 4.295 | 103,97 | 8,5 |
| VII | 4.632 | 112,13 | 7,1 |
| VIII | 4.630 | 112,08 | 7,4 |
| IX | 4.281 | 103,63 | 8,0 |
| X | 4.188 | 101,38 | 7,8 |
| XI | 3.953 | 95,69 | 7,8 |
| XII | 3.783 | 91,58 | 6,6 |

**Semana Media**

| | I.M.D. | % I.M.D. | % Pes. |
|-------|--------|----------|--------|
| Lu | 4.275 | 103,49 | 9,8 |
| Ma | 4.220 | 102,15 | 9,9 |
| Me/Mi | 4.318 | 104,53 | 9,7 |
| Xo/Ju | 4.352 | 105,35 | 9,4 |
| Ve/Vi | 4.654 | 112,66 | 8,9 |
| Sa | 3.927 | 95,06 | 3,6 |
| Do | 3.443 | 83,35 | 2,2 |
| Lab | 4.363 | 105,62 | 9,5 |
| Fes | 3.409 | 82,52 | 2,3 |

**Día Medio**

| | Lab. | Fes. | Medio |
|----|--------------|--------------|--------------|
| 00 | 25 | 61 | 34 |
| 01 | 14 | 42 | 21 |
| 02 | 9 | 32 | 14 |
| 03 | 7 | 23 | 10 |
| 04 | 11 | 18 | 12 |
| 05 | 30 | 19 | 26 |
| 06 | 63 | 23 | 52 |
| 07 | 207 | 38 | 157 |
| 08 | 261 | 59 | 204 |
| 09 | 292 | 90 | 240 |
| 10 | 299 | 152 | 267 |
| 11 | 297 | 213 | 283 |
| 12 | 278 | 248 | 278 |
| 13 | 272 | 264 | 275 |
| 14 | 282 | 207 | 265 |
| 15 | 290 | 160 | 256 |
| 16 | 281 | 223 | 268 |
| 17 | 273 | 263 | 268 |
| 18 | 288 | 296 | 285 |
| 19 | 300 | 318 | 299 |
| 20 | 248 | 287 | 257 |
| 21 | 176 | 201 | 187 |
| 22 | 108 | 116 | 115 |
| 23 | 52 | 56 | 58 |
| | 4.363 | 3.409 | 4.131 |

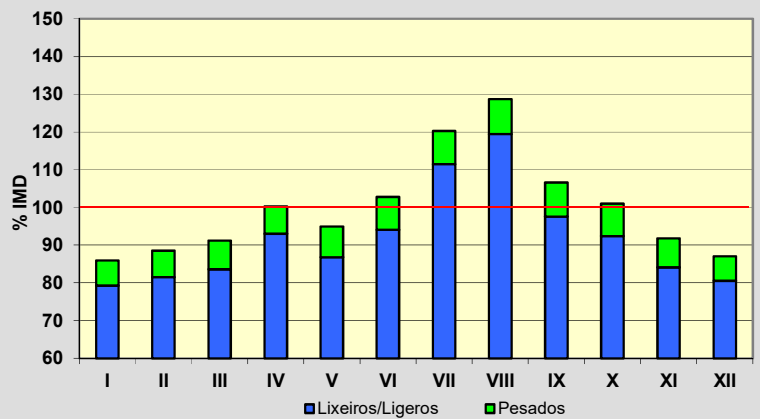


Estación: **AC-862(37)**Tipo: **PER**

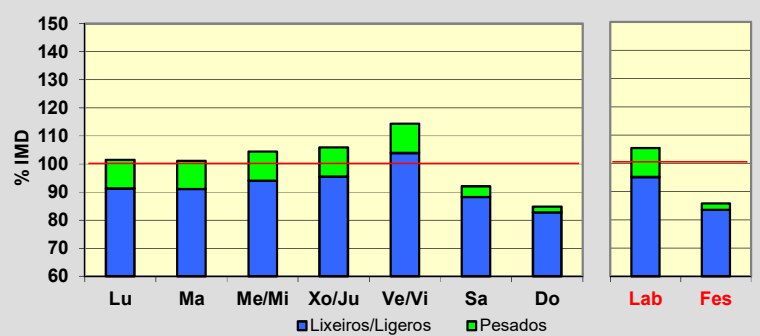
MEMORIA DE AFOROS 2017

Rede/Red: **PB**IMD: **3.111**Nome/Nombre: **Campo do Hospital (AC-862)**IMDp: **247** I₃₀: **343**Treito/Tramo: **Campo do Hospital (AC-566) - Mera (CP-6121)**% Pes.: **7,9** I₁₅₀: **298****Variación Mensual**

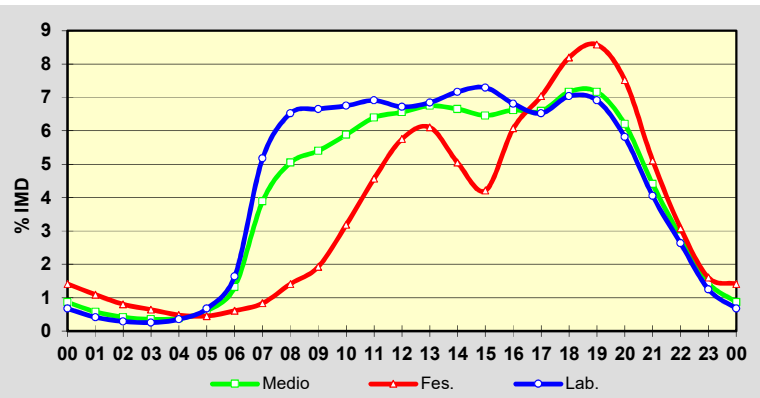
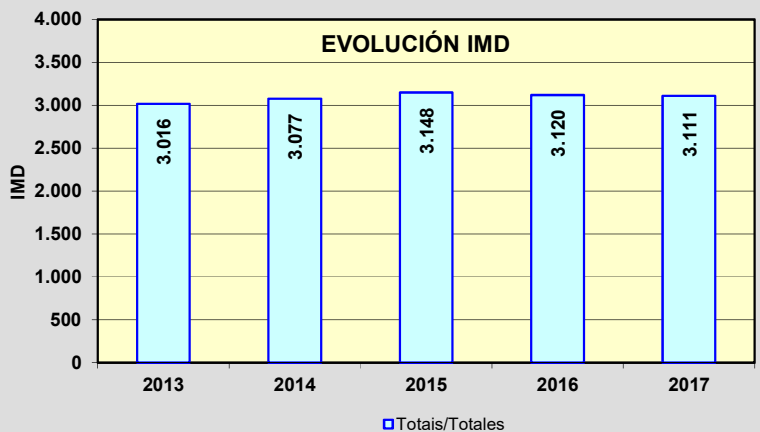
| | I.M.D. | % I.M.D. | % Pes. |
|------|--------|----------|--------|
| I | 2.672 | 85,89 | 7,7 |
| II | 2.754 | 88,52 | 7,9 |
| III | 2.838 | 91,22 | 8,3 |
| IV | 3.119 | 100,26 | 7,2 |
| V | 2.954 | 94,95 | 8,6 |
| VI | 3.198 | 102,80 | 8,5 |
| VII | 3.741 | 120,25 | 7,3 |
| VIII | 4.003 | 128,67 | 7,2 |
| IX | 3.317 | 106,62 | 8,5 |
| X | 3.141 | 100,96 | 8,4 |
| XI | 2.856 | 91,80 | 8,3 |
| XII | 2.708 | 87,05 | 7,5 |

**Semana Media**

| | I.M.D. | % I.M.D. | % Pes. |
|-------|--------|----------|--------|
| Lu | 3.158 | 101,51 | 10,1 |
| Ma | 3.144 | 101,06 | 9,9 |
| Me/Mi | 3.248 | 104,40 | 9,9 |
| Xo/Ju | 3.294 | 105,88 | 9,8 |
| Ve/Vi | 3.558 | 114,37 | 9,1 |
| Sa | 2.863 | 92,03 | 4,2 |
| Do | 2.640 | 84,86 | 2,5 |
| Lab | 3.279 | 105,40 | 9,8 |
| Fes | 2.668 | 85,76 | 2,6 |

**Día Medio**

| | Lab. | Fes. | Medio |
|----|--------------|--------------|--------------|
| 00 | 21 | 44 | 27 |
| 01 | 13 | 34 | 18 |
| 02 | 9 | 25 | 13 |
| 03 | 8 | 20 | 11 |
| 04 | 11 | 15 | 12 |
| 05 | 21 | 14 | 19 |
| 06 | 51 | 19 | 41 |
| 07 | 161 | 26 | 121 |
| 08 | 203 | 44 | 157 |
| 09 | 207 | 60 | 168 |
| 10 | 210 | 99 | 183 |
| 11 | 215 | 142 | 199 |
| 12 | 209 | 179 | 204 |
| 13 | 213 | 190 | 210 |
| 14 | 223 | 157 | 207 |
| 15 | 227 | 131 | 201 |
| 16 | 212 | 189 | 206 |
| 17 | 203 | 219 | 205 |
| 18 | 219 | 255 | 223 |
| 19 | 215 | 267 | 223 |
| 20 | 181 | 234 | 193 |
| 21 | 126 | 159 | 137 |
| 22 | 82 | 96 | 88 |
| 23 | 39 | 50 | 45 |
| | 3.279 | 2.668 | 3.111 |

**EVOLUCIÓN IMD**

Estación: **AC-862(58)**Tipo: **COM**

MEMORIA DE AFOROS 2017

Rede/Red: **PB**IMD: **2.653**

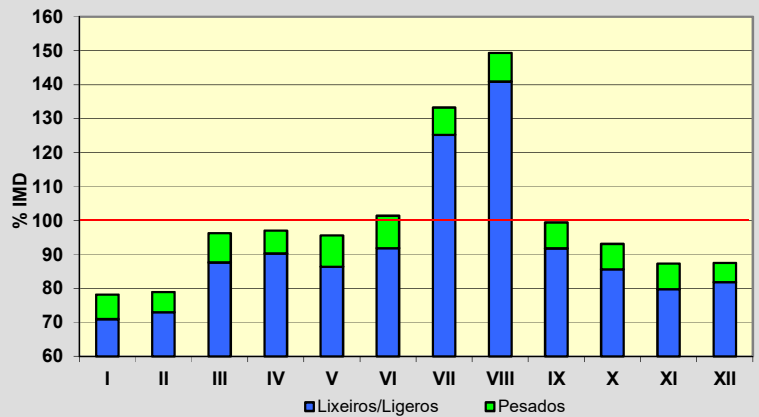
Nome/Nombre:

EspasanteIMDp: **204** I₃₀: **388**

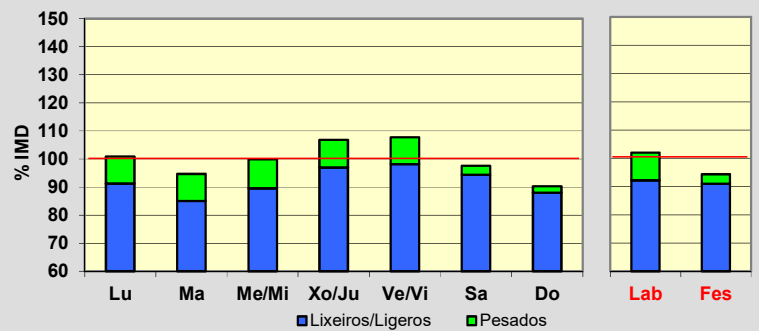
Treito/Tramo:

Espasante (CG-1.3) - O Barqueiro (AC-100)% Pes.: **7,7** I₁₅₀: **319****Variación Mensual**

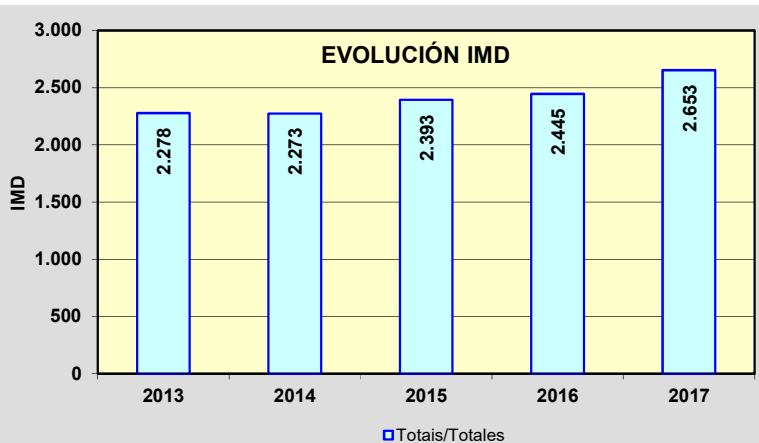
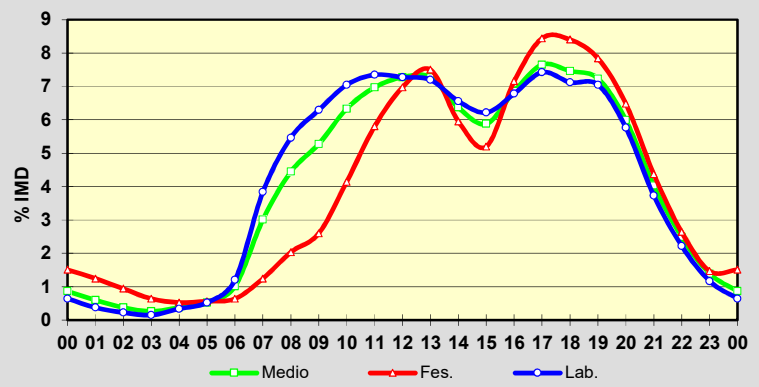
| | I.M.D. | % I.M.D. | % Pes. |
|------|--------|----------|--------|
| I | 2.075 | 78,21 | 9,3 |
| II | 2.095 | 78,97 | 7,6 |
| III | 2.554 | 96,27 | 9,0 |
| IV | 2.573 | 96,98 | 6,9 |
| V | 2.536 | 95,99 | 9,7 |
| VI | 2.691 | 101,43 | 9,4 |
| VII | 3.536 | 133,28 | 6,1 |
| VIII | 3.963 | 149,38 | 5,7 |
| IX | 2.638 | 99,43 | 7,7 |
| X | 2.471 | 93,14 | 8,0 |
| XI | 2.316 | 87,30 | 8,7 |
| XII | 2.321 | 87,49 | 6,5 |

**Semana Media**

| | I.M.D. | % I.M.D. | % Pes. |
|-------|--------|----------|--------|
| Lu | 2.678 | 100,94 | 9,6 |
| Ma | 2.511 | 94,65 | 10,1 |
| Me/Mi | 2.649 | 99,85 | 10,3 |
| Xo/Ju | 2.835 | 106,86 | 9,2 |
| Ve/Vi | 2.859 | 107,76 | 8,9 |
| Sa | 2.588 | 97,55 | 3,2 |
| Do | 2.395 | 90,28 | 2,5 |
| Lab | 2.706 | 102,00 | 9,6 |
| Fes | 2.503 | 94,35 | 3,6 |

**Día Medio**

| | Lab. | Fes. | Medio |
|----|--------------|--------------|--------------|
| 00 | 17 | 40 | 23 |
| 01 | 10 | 33 | 16 |
| 02 | 6 | 25 | 10 |
| 03 | 4 | 17 | 7 |
| 04 | 9 | 14 | 10 |
| 05 | 14 | 15 | 14 |
| 06 | 32 | 17 | 27 |
| 07 | 102 | 33 | 80 |
| 08 | 145 | 54 | 118 |
| 09 | 167 | 69 | 140 |
| 10 | 187 | 110 | 168 |
| 11 | 195 | 154 | 185 |
| 12 | 193 | 185 | 193 |
| 13 | 191 | 199 | 193 |
| 14 | 174 | 158 | 169 |
| 15 | 165 | 138 | 156 |
| 16 | 180 | 190 | 182 |
| 17 | 197 | 224 | 203 |
| 18 | 189 | 223 | 198 |
| 19 | 187 | 208 | 192 |
| 20 | 153 | 172 | 159 |
| 21 | 99 | 116 | 107 |
| 22 | 59 | 70 | 66 |
| 23 | 31 | 39 | 37 |
| | 2.706 | 2.503 | 2.653 |



Estación: **AC-934(20)**Tipo: **COM****MEMORIA DE AFOROS 2017**Rede/Red: **PC**IMD: **692**

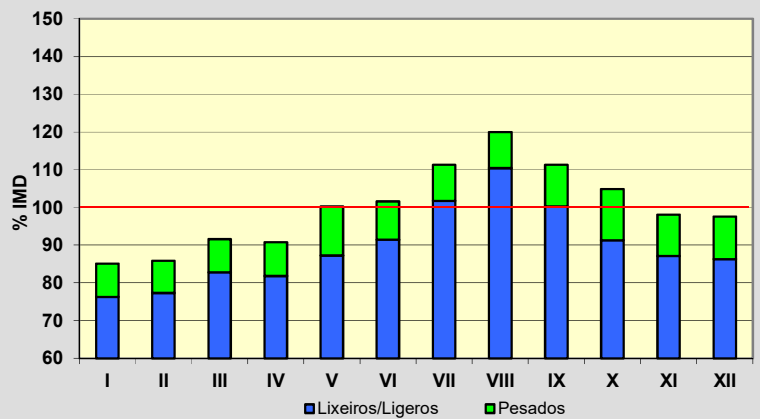
Nome/Nombre:

SobradoIMDp: **72** I₃₀: **85**

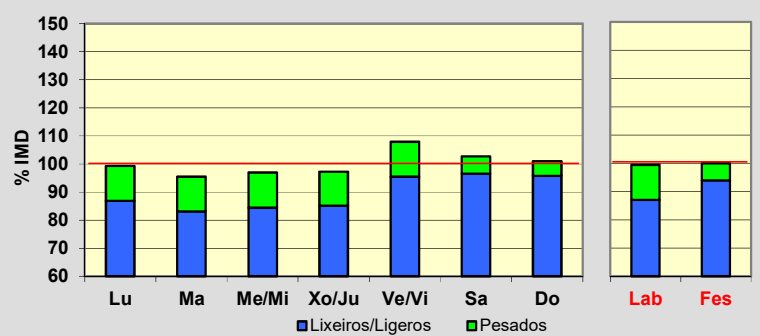
Treito/Tramo:

Límite de Provincia - Sobrado (AC-231)% Pes.: **10,4** I₁₅₀: **71****Variación Mensual**

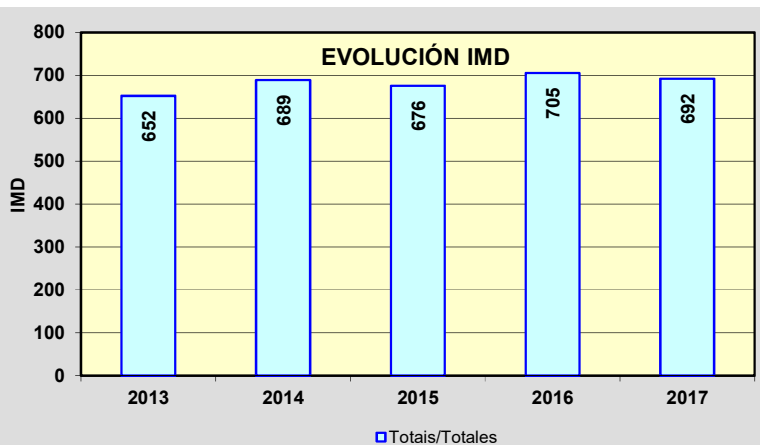
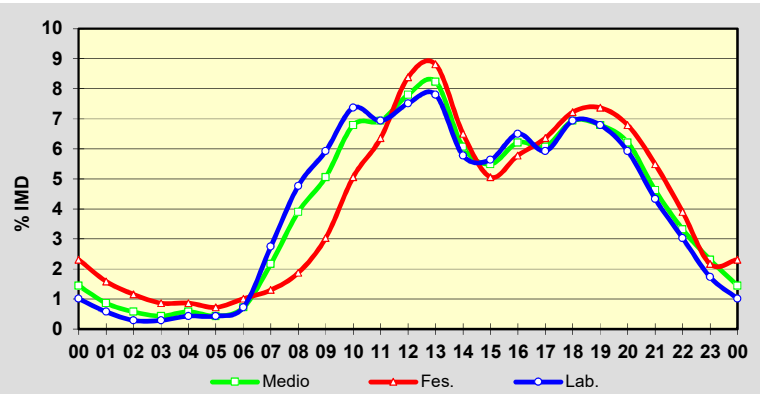
| | I.M.D. | % I.M.D. | % Pes. |
|------|--------|----------|--------|
| I | 589 | 85,12 | 10,4 |
| II | 594 | 85,84 | 9,9 |
| III | 634 | 91,62 | 9,6 |
| IV | 628 | 90,75 | 9,9 |
| V | 694 | 100,29 | 13,0 |
| VI | 703 | 101,59 | 10,0 |
| VII | 770 | 111,27 | 8,6 |
| VIII | 830 | 119,94 | 8,0 |
| IX | 770 | 111,27 | 9,9 |
| X | 726 | 104,91 | 12,9 |
| XI | 679 | 98,12 | 11,2 |
| XII | 675 | 97,54 | 11,6 |

**Semana Media**

| | I.M.D. | % I.M.D. | % Pes. |
|-------|--------|----------|--------|
| Lu | 687 | 99,28 | 12,5 |
| Ma | 661 | 95,52 | 13,0 |
| Me/Mi | 671 | 96,97 | 13,0 |
| Xo/Ju | 673 | 97,25 | 12,5 |
| Ve/Vi | 747 | 107,95 | 11,5 |
| Sa | 711 | 102,75 | 6,0 |
| Do | 699 | 101,01 | 5,2 |
| Lab | 688 | 99,42 | 12,5 |
| Fes | 692 | 100,00 | 6,1 |

**Día Medio**

| | Lab. | Fes. | Medio |
|----|------------|------------|------------|
| 00 | 7 | 16 | 10 |
| 01 | 4 | 11 | 6 |
| 02 | 2 | 8 | 4 |
| 03 | 2 | 6 | 3 |
| 04 | 3 | 6 | 4 |
| 05 | 3 | 5 | 3 |
| 06 | 5 | 7 | 5 |
| 07 | 19 | 9 | 15 |
| 08 | 33 | 13 | 27 |
| 09 | 41 | 21 | 35 |
| 10 | 51 | 35 | 47 |
| 11 | 48 | 44 | 48 |
| 12 | 52 | 58 | 54 |
| 13 | 54 | 61 | 57 |
| 14 | 40 | 45 | 42 |
| 15 | 39 | 35 | 38 |
| 16 | 45 | 40 | 43 |
| 17 | 41 | 44 | 42 |
| 18 | 48 | 50 | 48 |
| 19 | 47 | 51 | 47 |
| 20 | 41 | 47 | 43 |
| 21 | 30 | 38 | 32 |
| 22 | 21 | 27 | 23 |
| 23 | 12 | 15 | 16 |
| | 688 | 692 | 692 |



Estación: **AG-11(0)**Tipo: **PER****MEMORIA DE AFOROS 2017**Rede/Red: **VAC**IMD: **14.020**

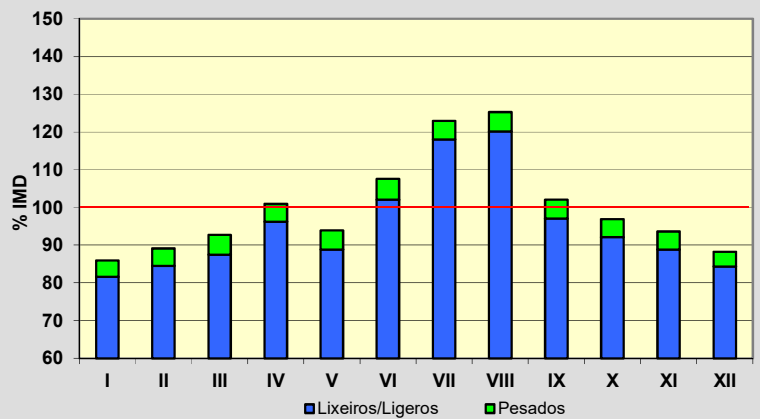
Nome/Nombre:

Padrón (AG-11)IMDp: **676** I₃₀: **1.618**

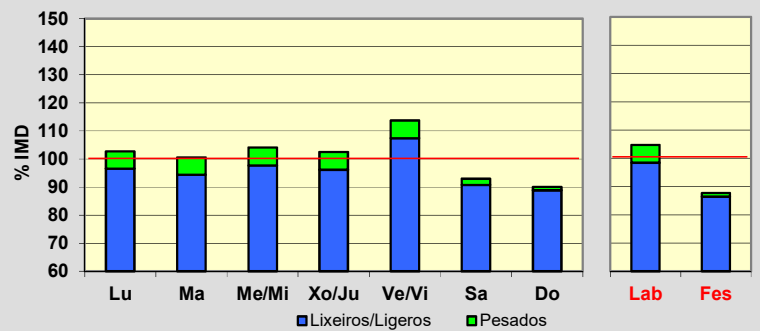
Treito/Tramo:

Padrón (N-550) - Enl. Dodro/Lestrove (AC-305)% Pes.: **4,8** I₁₅₀: **1.277****Variación Mensual**

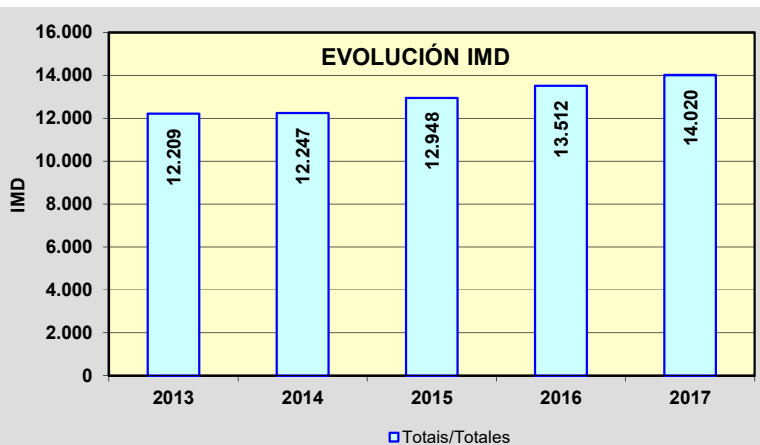
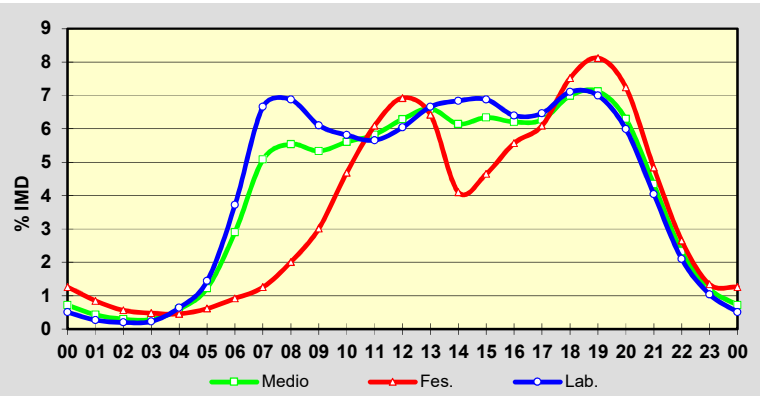
| | I.M.D. | % I.M.D. | % Pes. |
|------|--------|----------|--------|
| I | 12.046 | 85,92 | 5,0 |
| II | 12.501 | 89,17 | 5,2 |
| III | 12.994 | 92,68 | 5,6 |
| IV | 14.154 | 100,96 | 4,7 |
| V | 13.163 | 93,89 | 5,4 |
| VI | 15.081 | 107,57 | 5,1 |
| VII | 17.237 | 122,95 | 4,0 |
| VIII | 17.558 | 125,24 | 4,1 |
| IX | 14.306 | 102,04 | 4,9 |
| X | 13.581 | 96,87 | 4,9 |
| XI | 13.122 | 93,59 | 5,1 |
| XII | 12.370 | 88,23 | 4,4 |

**Semana Media**

| | I.M.D. | % I.M.D. | % Pes. |
|-------|--------|----------|--------|
| Lu | 14.396 | 102,68 | 6,0 |
| Ma | 14.099 | 100,56 | 6,2 |
| Me/Mi | 14.599 | 104,13 | 6,2 |
| Xo/Ju | 14.375 | 102,53 | 6,2 |
| Ve/Vi | 15.951 | 113,77 | 5,6 |
| Sa | 13.035 | 92,97 | 2,4 |
| Do | 12.630 | 90,09 | 1,4 |
| Lab | 14.679 | 104,70 | 6,0 |
| Fes | 12.294 | 87,69 | 1,5 |

**Día Medio**

| | Lab. | Fes. | Medio |
|--------------|---------------|---------------|---------------|
| 00 | 71 | 177 | 101 |
| 01 | 38 | 119 | 60 |
| 02 | 28 | 79 | 42 |
| 03 | 32 | 67 | 40 |
| 04 | 90 | 64 | 83 |
| 05 | 202 | 86 | 172 |
| 06 | 522 | 129 | 407 |
| 07 | 934 | 176 | 712 |
| 08 | 964 | 282 | 777 |
| 09 | 856 | 422 | 748 |
| 10 | 815 | 657 | 786 |
| 11 | 793 | 854 | 817 |
| 12 | 847 | 971 | 882 |
| 13 | 934 | 901 | 926 |
| 14 | 959 | 575 | 862 |
| 15 | 965 | 652 | 889 |
| 16 | 897 | 781 | 870 |
| 17 | 907 | 855 | 879 |
| 18 | 996 | 1.054 | 980 |
| 19 | 981 | 1.139 | 999 |
| 20 | 840 | 1.016 | 883 |
| 21 | 567 | 678 | 609 |
| 22 | 295 | 372 | 327 |
| 23 | 146 | 188 | 169 |
| Total | 14.679 | 12.294 | 14.020 |



Estación: **AG-11(2)**Tipo: **PER****MEMORIA DE AFOROS 2017**Rede/Red: **VAC**IMD: **12.064**

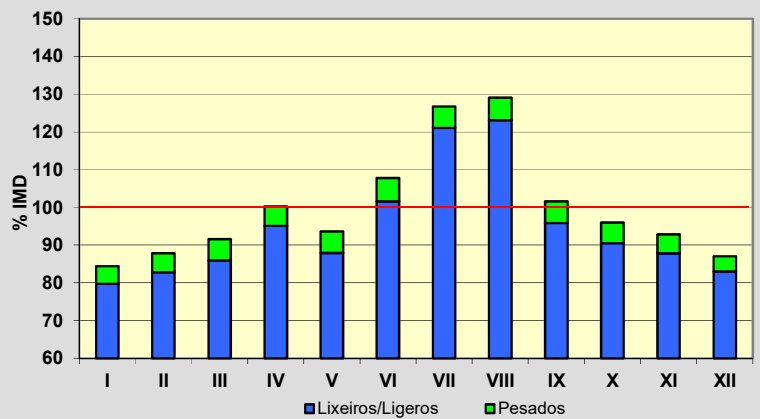
Nome/Nombre:

Dodro (AG-11)IMDp: **647** I₃₀: **1.544**

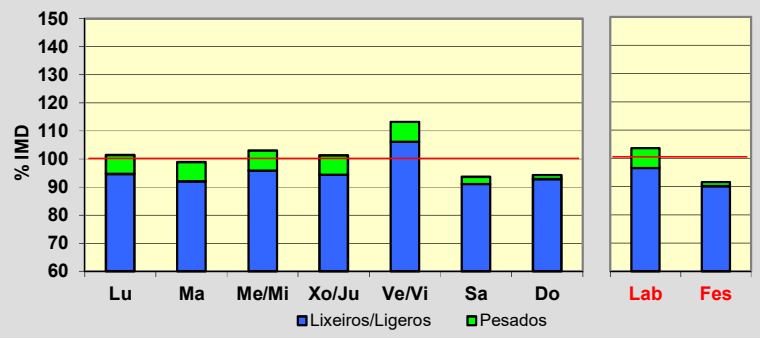
Treito/Tramo:

Enl. Dodro/Lestrove (AC-305) - Enl. Rois/Imo(DP-3302)% Pes.: **5,4** I₁₅₀: **1.153****Variación Mensual**

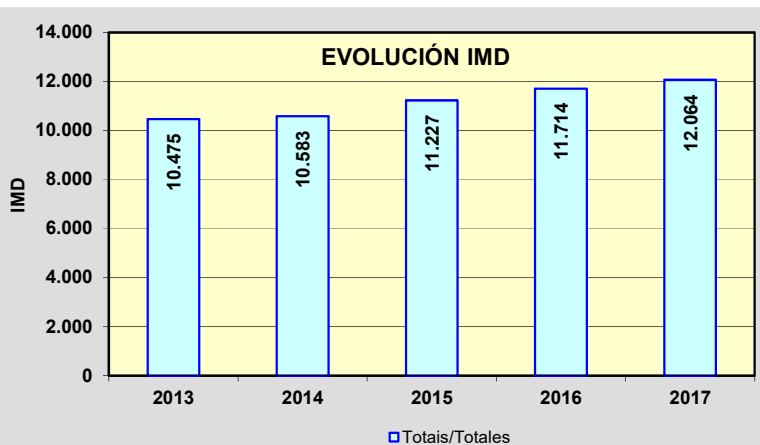
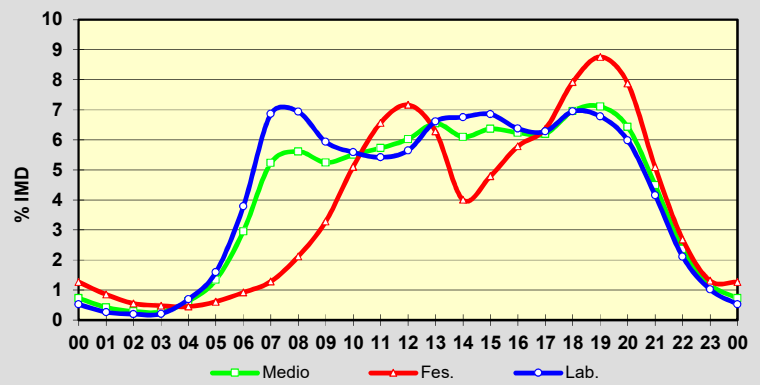
| | I.M.D. | % I.M.D. | % Pes. |
|------|--------|----------|--------|
| I | 10.187 | 84,44 | 5,6 |
| II | 10.598 | 87,85 | 5,8 |
| III | 11.052 | 91,61 | 6,2 |
| IV | 12.095 | 100,26 | 5,1 |
| V | 11.296 | 93,63 | 6,1 |
| VI | 13.003 | 107,78 | 5,8 |
| VII | 15.296 | 126,79 | 4,5 |
| VIII | 15.573 | 129,09 | 4,6 |
| IX | 12.258 | 101,61 | 5,6 |
| X | 11.580 | 95,99 | 5,6 |
| XI | 11.199 | 92,83 | 5,3 |
| XII | 10.496 | 87,00 | 4,6 |

**Semana Media**

| | I.M.D. | % I.M.D. | % Pes. |
|-------|--------|----------|--------|
| Lu | 12.237 | 101,43 | 6,7 |
| Ma | 11.934 | 98,92 | 6,9 |
| Me/Mi | 12.429 | 103,03 | 7,0 |
| Xo/Ju | 12.225 | 101,33 | 6,9 |
| Ve/Vi | 13.658 | 113,21 | 6,3 |
| Sa | 11.295 | 93,63 | 2,8 |
| Do | 11.370 | 94,25 | 1,5 |
| Lab | 12.492 | 103,55 | 6,7 |
| Fes | 11.044 | 91,55 | 1,5 |

**Día Medio**

| | Lab. | Fes. | Medio |
|--------------|---------------|---------------|---------------|
| 00 | 63 | 153 | 88 |
| 01 | 32 | 103 | 51 |
| 02 | 24 | 67 | 35 |
| 03 | 25 | 58 | 33 |
| 04 | 84 | 54 | 76 |
| 05 | 193 | 74 | 162 |
| 06 | 457 | 111 | 357 |
| 07 | 828 | 155 | 631 |
| 08 | 837 | 256 | 677 |
| 09 | 716 | 396 | 633 |
| 10 | 674 | 616 | 664 |
| 11 | 654 | 792 | 691 |
| 12 | 681 | 864 | 727 |
| 13 | 798 | 758 | 790 |
| 14 | 815 | 483 | 736 |
| 15 | 827 | 578 | 768 |
| 16 | 769 | 698 | 753 |
| 17 | 758 | 768 | 748 |
| 18 | 838 | 956 | 840 |
| 19 | 818 | 1.057 | 858 |
| 20 | 722 | 951 | 776 |
| 21 | 501 | 614 | 542 |
| 22 | 255 | 324 | 285 |
| 23 | 123 | 158 | 143 |
| Total | 12.492 | 11.044 | 12.064 |

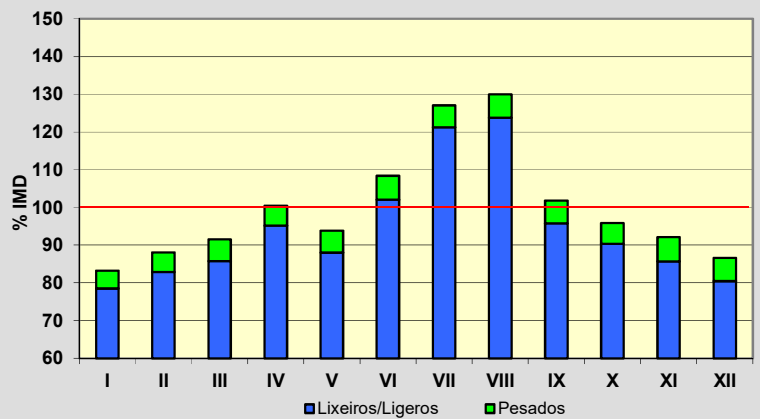


Estación: **AG-11(5)**Tipo: **PER**

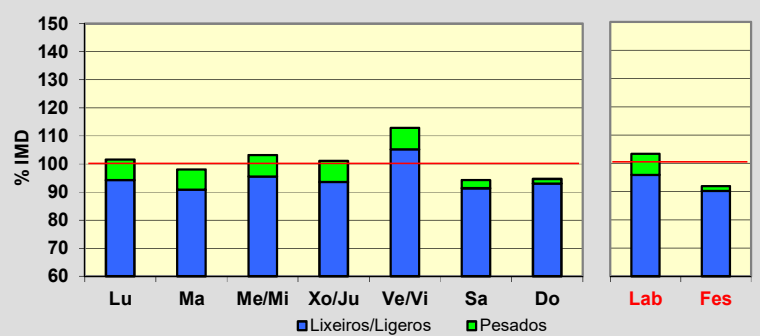
MEMORIA DE AFOROS 2017

Rede/Red: **VAC**IMD: **12.017**Nome/Nombre: **Rois (AG-11)**IMDp: **694** I₃₀: **1.579**Treito/Tramo: **Enl. Rois/Imo (DP-3302) - Enl. Bexo (AC-305)** % Pes.: **5,8** I₁₅₀: **1.164****Variación Mensual**

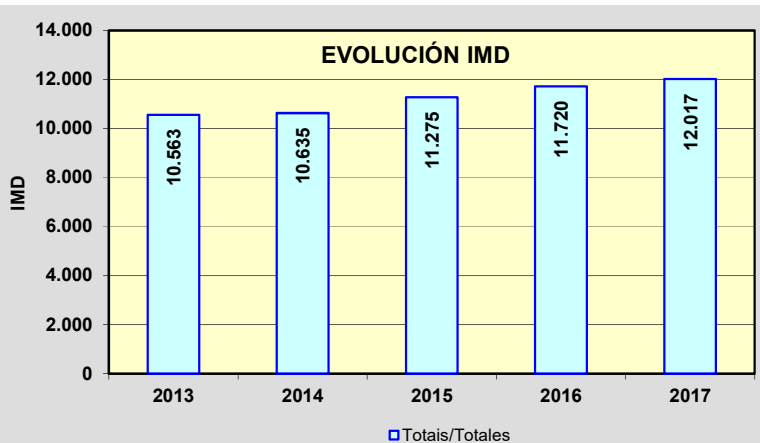
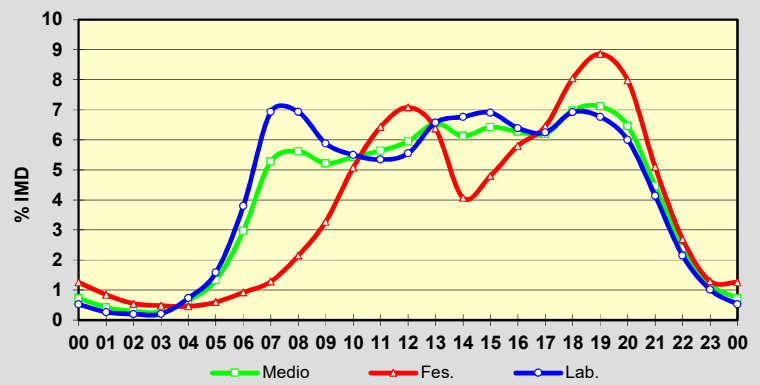
| | I.M.D. | % I.M.D. | % Pes. |
|------|--------|----------|--------|
| I | 10.003 | 83,24 | 5,7 |
| II | 10.587 | 88,10 | 5,9 |
| III | 11.000 | 91,54 | 6,3 |
| IV | 12.065 | 100,40 | 5,2 |
| V | 11.272 | 93,80 | 6,2 |
| VI | 13.028 | 108,41 | 5,9 |
| VII | 15.265 | 127,03 | 4,5 |
| VIII | 15.618 | 129,97 | 4,8 |
| IX | 12.237 | 101,83 | 5,9 |
| X | 11.521 | 95,87 | 5,8 |
| XI | 11.066 | 92,09 | 6,9 |
| XII | 10.408 | 86,61 | 7,1 |

**Semana Media**

| | I.M.D. | % I.M.D. | % Pes. |
|-------|--------|----------|--------|
| Lu | 12.203 | 101,55 | 7,1 |
| Ma | 11.786 | 98,08 | 7,4 |
| Me/Mi | 12.401 | 103,20 | 7,4 |
| Xo/Ju | 12.150 | 101,11 | 7,4 |
| Ve/Vi | 13.565 | 112,88 | 6,8 |
| Sa | 11.326 | 94,25 | 3,1 |
| Do | 11.379 | 94,69 | 1,7 |
| Lab | 12.417 | 103,33 | 7,2 |
| Fes | 11.043 | 91,89 | 1,8 |

**Día Medio**

| | Lab. | Fes. | Medio |
|--------------|---------------|---------------|---------------|
| 00 | 63 | 151 | 88 |
| 01 | 32 | 102 | 51 |
| 02 | 24 | 66 | 35 |
| 03 | 25 | 58 | 33 |
| 04 | 88 | 55 | 79 |
| 05 | 191 | 72 | 160 |
| 06 | 456 | 111 | 357 |
| 07 | 833 | 154 | 635 |
| 08 | 833 | 258 | 675 |
| 09 | 707 | 394 | 627 |
| 10 | 661 | 610 | 653 |
| 11 | 642 | 773 | 678 |
| 12 | 667 | 851 | 715 |
| 13 | 790 | 766 | 787 |
| 14 | 813 | 489 | 737 |
| 15 | 830 | 577 | 772 |
| 16 | 768 | 697 | 754 |
| 17 | 751 | 775 | 744 |
| 18 | 832 | 967 | 839 |
| 19 | 813 | 1.065 | 855 |
| 20 | 721 | 959 | 777 |
| 21 | 497 | 613 | 537 |
| 22 | 258 | 324 | 287 |
| 23 | 122 | 156 | 142 |
| Total | 12.417 | 11.043 | 12.017 |



Estación: **AG-11(10)**Tipo: **PER**

MEMORIA DE AFOROS 2017

Rede/Red: **VAC**IMD: **11.317**

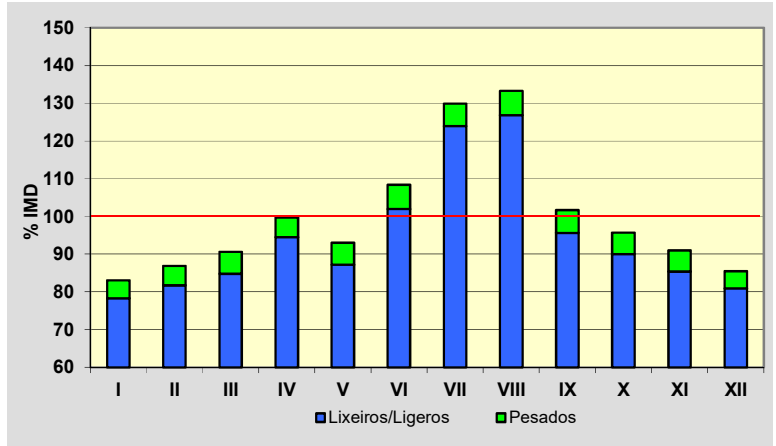
Nome/Nombre:

Bexo (AG-11)IMDp: **638** I₃₀: **1.524**

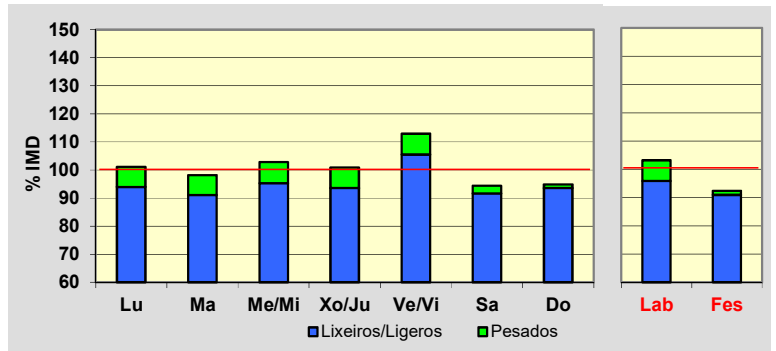
Treito/Tramo:

Enl. Bexo (AC-305) - Enl. Catoira (AC-553)% Pes.: **5,6** I₁₅₀: **1.117****Variación Mensual**

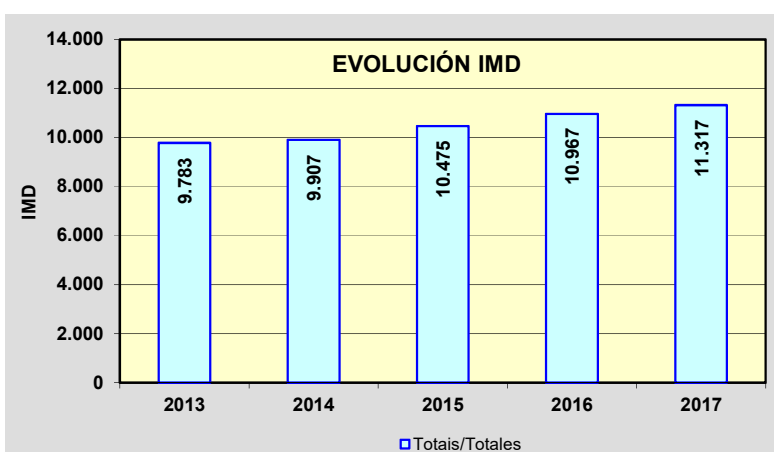
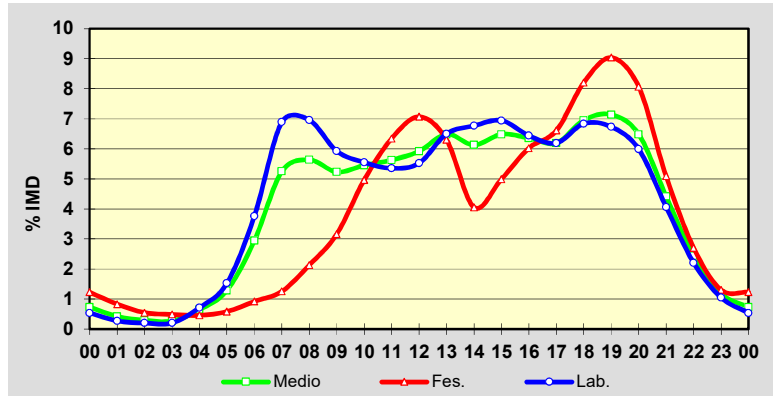
| | I.M.D. | % I.M.D. | % Pes. |
|------|--------|----------|--------|
| I | 9.405 | 83,11 | 5,8 |
| II | 9.834 | 86,90 | 6,0 |
| III | 10.257 | 90,63 | 6,5 |
| IV | 11.290 | 99,76 | 5,3 |
| V | 10.522 | 92,98 | 6,2 |
| VI | 12.267 | 108,39 | 5,9 |
| VII | 14.700 | 129,89 | 4,6 |
| VIII | 15.079 | 133,24 | 4,8 |
| IX | 11.510 | 101,71 | 6,0 |
| X | 10.827 | 95,67 | 5,9 |
| XI | 10.296 | 90,98 | 6,1 |
| XII | 9.674 | 85,48 | 5,4 |

**Semana Media**

| | I.M.D. | % I.M.D. | % Pes. |
|-------|--------|----------|--------|
| Lu | 11.446 | 101,14 | 7,1 |
| Ma | 11.115 | 98,22 | 7,3 |
| Me/Mi | 11.639 | 102,85 | 7,3 |
| Xo/Ju | 11.420 | 100,91 | 7,3 |
| Ve/Vi | 12.786 | 112,98 | 6,6 |
| Sa | 10.676 | 94,34 | 2,8 |
| Do | 10.741 | 94,91 | 1,5 |
| Lab | 11.677 | 103,18 | 7,1 |
| Fes | 10.455 | 92,38 | 1,5 |

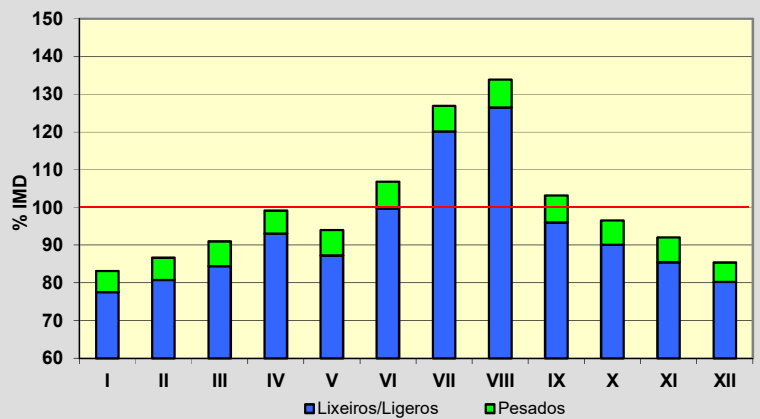
**Día Medio**

| | Lab. | Fes. | Medio |
|--------------|---------------|---------------|---------------|
| 00 | 61 | 139 | 83 |
| 01 | 31 | 94 | 48 |
| 02 | 23 | 62 | 33 |
| 03 | 23 | 55 | 31 |
| 04 | 81 | 52 | 73 |
| 05 | 173 | 66 | 146 |
| 06 | 426 | 104 | 333 |
| 07 | 780 | 142 | 594 |
| 08 | 788 | 241 | 638 |
| 09 | 671 | 358 | 592 |
| 10 | 628 | 562 | 617 |
| 11 | 606 | 718 | 637 |
| 12 | 625 | 800 | 670 |
| 13 | 736 | 713 | 734 |
| 14 | 766 | 459 | 694 |
| 15 | 786 | 565 | 734 |
| 16 | 729 | 682 | 720 |
| 17 | 701 | 748 | 701 |
| 18 | 774 | 929 | 787 |
| 19 | 762 | 1.023 | 808 |
| 20 | 678 | 913 | 734 |
| 21 | 460 | 576 | 500 |
| 22 | 250 | 306 | 276 |
| 23 | 119 | 148 | 134 |
| Total | 11.677 | 10.455 | 11.317 |

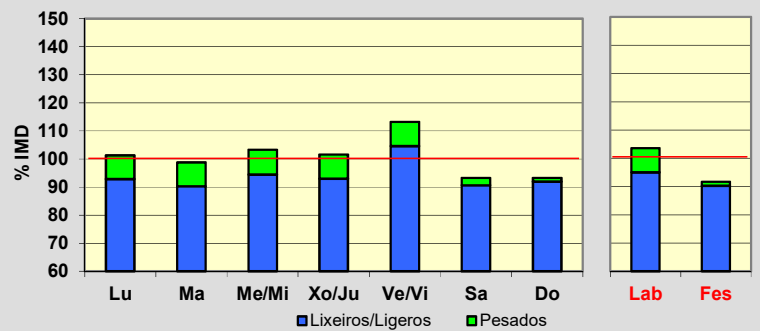


Estación: **AG-11(11)**Tipo: **PER****MEMORIA DE AFOROS 2017**Rede/Red: **VAC**IMD: **16.213**Nome/Nombre: **Catoira (AG-11)**IMDp: **1.047** I₃₀: **2.046**Treito/Tramo: **Enl. Catoira (AC-553) - Enl. Rianxo (DP-7203)**% Pes.: **6,5** I₁₅₀: **1.556****Variación Mensual**

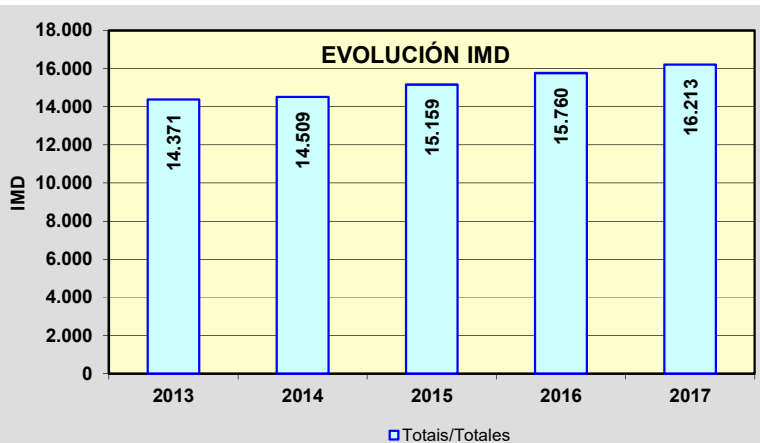
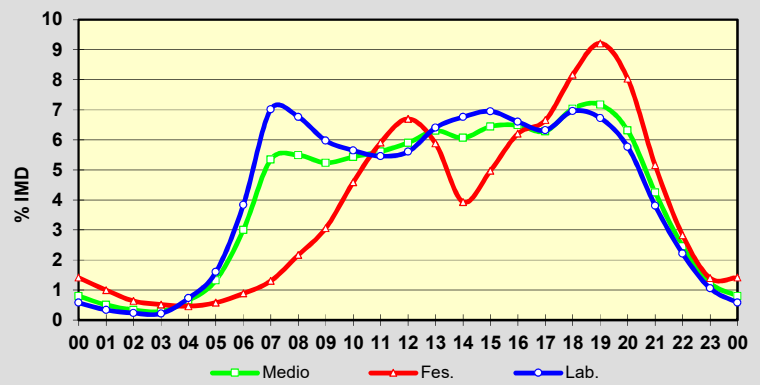
| | I.M.D. | % I.M.D. | % Pes. |
|------|--------|----------|--------|
| I | 13.484 | 83,17 | 6,7 |
| II | 14.051 | 86,67 | 6,8 |
| III | 14.755 | 91,01 | 7,2 |
| IV | 16.074 | 99,14 | 6,1 |
| V | 15.234 | 93,96 | 7,1 |
| VI | 17.321 | 106,83 | 6,6 |
| VII | 20.577 | 126,92 | 5,4 |
| VIII | 21.706 | 133,88 | 5,5 |
| IX | 16.730 | 103,19 | 7,0 |
| X | 15.645 | 96,50 | 6,6 |
| XI | 14.922 | 92,04 | 7,2 |
| XII | 13.847 | 85,41 | 6,0 |

**Semana Media**

| | I.M.D. | % I.M.D. | % Pes. |
|-------|--------|----------|--------|
| Lu | 16.427 | 101,32 | 8,3 |
| Ma | 16.014 | 98,77 | 8,7 |
| Me/Mi | 16.741 | 103,26 | 8,5 |
| Xo/Ju | 16.468 | 101,57 | 8,5 |
| Ve/Vi | 18.362 | 113,25 | 7,6 |
| Sa | 15.117 | 93,24 | 2,8 |
| Do | 15.120 | 93,26 | 1,4 |
| Lab | 16.796 | 103,60 | 8,3 |
| Fes | 14.862 | 91,67 | 1,5 |

**Día Medio**

| | Lab. | Fes. | Medio |
|--------------|---------------|---------------|---------------|
| 00 | 94 | 229 | 130 |
| 01 | 55 | 162 | 82 |
| 02 | 38 | 103 | 55 |
| 03 | 35 | 84 | 47 |
| 04 | 118 | 75 | 106 |
| 05 | 260 | 94 | 215 |
| 06 | 622 | 144 | 487 |
| 07 | 1.138 | 211 | 867 |
| 08 | 1.097 | 351 | 890 |
| 09 | 969 | 496 | 849 |
| 10 | 916 | 744 | 881 |
| 11 | 885 | 958 | 910 |
| 12 | 909 | 1.086 | 957 |
| 13 | 1.038 | 953 | 1.022 |
| 14 | 1.096 | 638 | 984 |
| 15 | 1.127 | 806 | 1.045 |
| 16 | 1.071 | 1.006 | 1.052 |
| 17 | 1.025 | 1.079 | 1.019 |
| 18 | 1.128 | 1.325 | 1.141 |
| 19 | 1.091 | 1.494 | 1.163 |
| 20 | 935 | 1.303 | 1.023 |
| 21 | 618 | 836 | 689 |
| 22 | 359 | 458 | 399 |
| 23 | 172 | 227 | 200 |
| Total | 16.796 | 14.862 | 16.213 |



Estación: **AG-11(17)**Tipo: **PER****MEMORIA DE AFOROS 2017**Rede/Red: **VAC**IMD: **17.001**

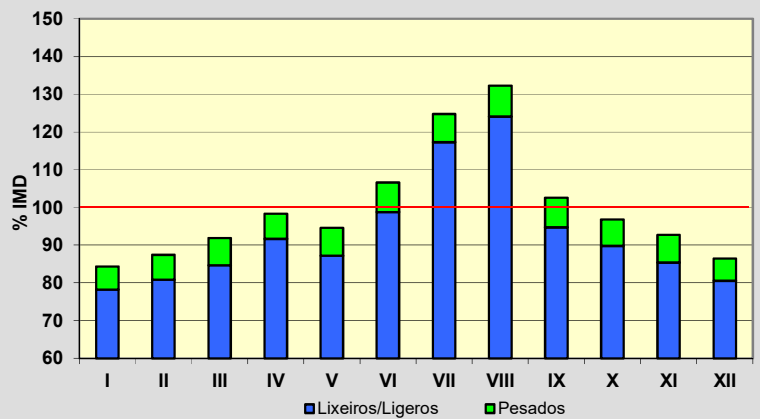
Nome/Nombre:

Rianxo (AG-11)IMDp: **1.213** I₃₀: **2.049**

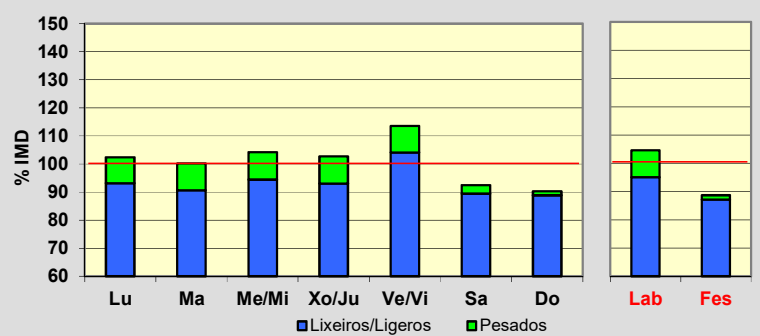
Treito/Tramo:

Enl. Rianxo (DP-7203) - Enl. Taragoña% Pes.: **7,1** I₁₅₀: **1.585****Variación Mensual**

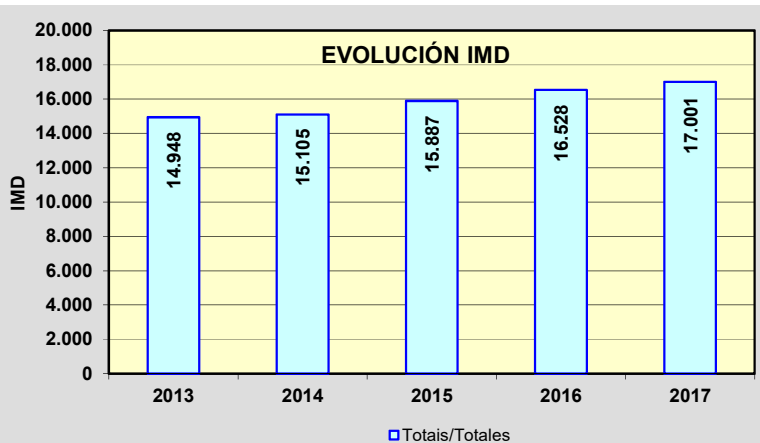
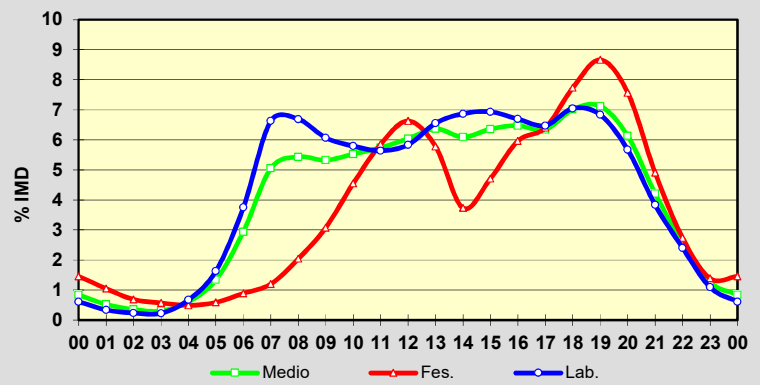
| | I.M.D. | % I.M.D. | % Pes. |
|------|--------|----------|--------|
| I | 14.345 | 84,38 | 7,3 |
| II | 14.867 | 87,45 | 7,5 |
| III | 15.619 | 91,87 | 7,9 |
| IV | 16.710 | 98,29 | 6,7 |
| V | 16.074 | 94,55 | 7,8 |
| VI | 18.125 | 106,61 | 7,4 |
| VII | 21.211 | 124,76 | 6,0 |
| VIII | 22.489 | 132,28 | 6,2 |
| IX | 17.443 | 102,60 | 7,7 |
| X | 16.461 | 96,82 | 7,2 |
| XI | 15.768 | 92,75 | 7,9 |
| XII | 14.691 | 86,41 | 6,8 |

**Semana Media**

| | I.M.D. | % I.M.D. | % Pes. |
|-------|--------|----------|--------|
| Lu | 17.401 | 102,35 | 9,0 |
| Ma | 17.030 | 100,17 | 9,5 |
| Me/Mi | 17.708 | 104,16 | 9,3 |
| Xo/Ju | 17.455 | 102,67 | 9,3 |
| Ve/Vi | 19.311 | 113,59 | 8,3 |
| Sa | 15.714 | 92,43 | 3,2 |
| Do | 15.349 | 90,28 | 1,6 |
| Lab | 17.775 | 104,55 | 9,1 |
| Fes | 15.074 | 88,67 | 1,7 |

**Día Medio**

| | Lab. | Fes. | Medio |
|----|---------------|---------------|---------------|
| 00 | 104 | 248 | 143 |
| 01 | 58 | 178 | 89 |
| 02 | 40 | 117 | 60 |
| 03 | 39 | 97 | 52 |
| 04 | 115 | 83 | 104 |
| 05 | 278 | 100 | 228 |
| 06 | 638 | 151 | 500 |
| 07 | 1.127 | 204 | 859 |
| 08 | 1.137 | 347 | 924 |
| 09 | 1.032 | 523 | 905 |
| 10 | 985 | 773 | 940 |
| 11 | 959 | 995 | 976 |
| 12 | 992 | 1.127 | 1.027 |
| 13 | 1.114 | 983 | 1.083 |
| 14 | 1.168 | 634 | 1.036 |
| 15 | 1.179 | 801 | 1.081 |
| 16 | 1.138 | 1.014 | 1.101 |
| 17 | 1.101 | 1.089 | 1.078 |
| 18 | 1.198 | 1.315 | 1.192 |
| 19 | 1.162 | 1.473 | 1.211 |
| 20 | 964 | 1.287 | 1.043 |
| 21 | 652 | 834 | 716 |
| 22 | 409 | 465 | 439 |
| 23 | 186 | 236 | 214 |
| | 17.775 | 15.074 | 17.001 |



Estación: **AG-11(19)**Tipo: **PER**

MEMORIA DE AFOROS 2017

Rede/Red: **VAC**IMD: **17.536**

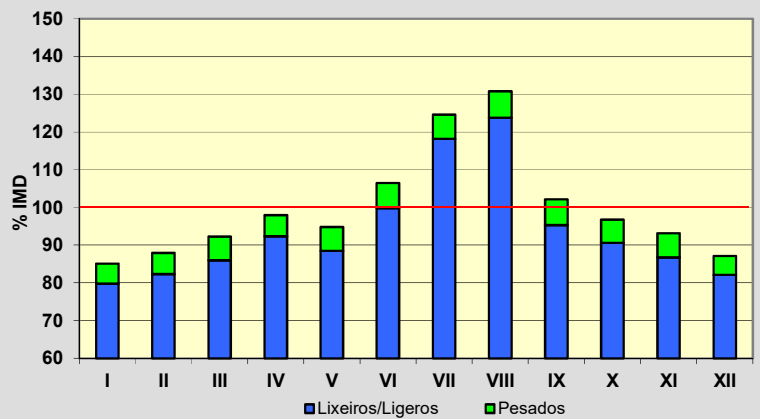
Nome/Nombre:

Taragoña (AG-11)IMDp: **1.073** I₃₀: **2.083**

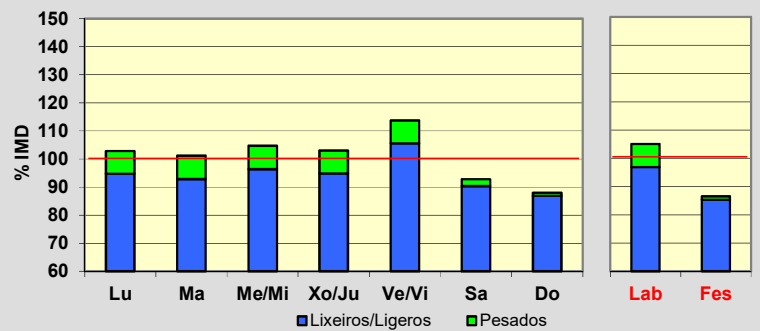
Treito/Tramo:

Enl. Taragoña - Enl. Boiro Leste% Pes.: **6,1** I₁₅₀: **1.612****Variación Mensual**

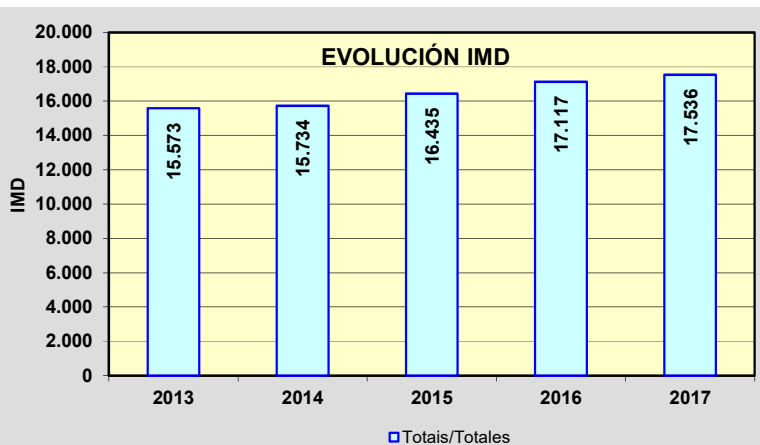
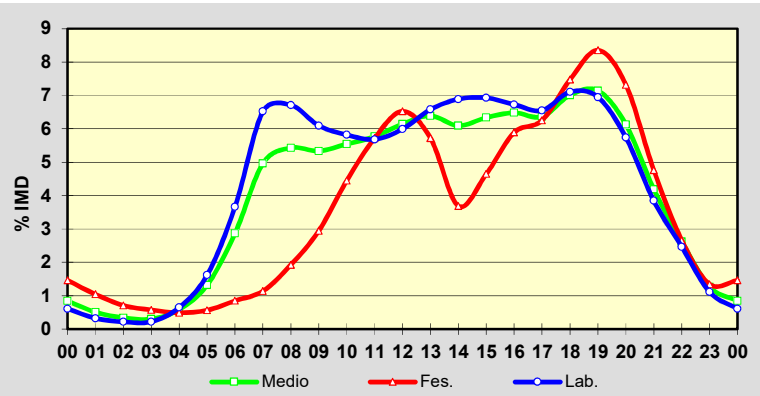
| | I.M.D. | % I.M.D. | % Pes. |
|------|--------|----------|--------|
| I | 14.917 | 85,07 | 6,2 |
| II | 15.417 | 87,92 | 6,4 |
| III | 16.174 | 92,23 | 6,7 |
| IV | 17.174 | 97,94 | 5,7 |
| V | 16.619 | 94,77 | 6,6 |
| VI | 18.671 | 106,47 | 6,3 |
| VII | 21.844 | 124,57 | 5,2 |
| VIII | 22.935 | 130,79 | 5,4 |
| IX | 17.905 | 102,10 | 6,6 |
| X | 16.961 | 96,72 | 6,3 |
| XI | 16.331 | 93,13 | 6,8 |
| XII | 15.275 | 87,11 | 5,8 |

**Semana Media**

| | I.M.D. | % I.M.D. | % Pes. |
|-------|--------|----------|--------|
| Lu | 18.026 | 102,79 | 7,8 |
| Ma | 17.737 | 101,15 | 8,1 |
| Me/Mi | 18.368 | 104,74 | 8,0 |
| Xo/Ju | 18.066 | 103,02 | 7,9 |
| Ve/Vi | 19.944 | 113,73 | 7,2 |
| Sa | 16.260 | 92,72 | 2,6 |
| Do | 15.420 | 87,93 | 1,3 |
| Lab | 18.422 | 105,05 | 7,8 |
| Fes | 15.174 | 86,53 | 1,4 |

**Día Medio**

| | Lab. | Fes. | Medio |
|--------------|---------------|---------------|---------------|
| 00 | 107 | 256 | 148 |
| 01 | 57 | 183 | 89 |
| 02 | 38 | 124 | 60 |
| 03 | 39 | 101 | 53 |
| 04 | 114 | 86 | 103 |
| 05 | 284 | 99 | 231 |
| 06 | 643 | 149 | 503 |
| 07 | 1.144 | 200 | 871 |
| 08 | 1.177 | 338 | 952 |
| 09 | 1.069 | 516 | 936 |
| 10 | 1.021 | 780 | 972 |
| 11 | 997 | 1.004 | 1.012 |
| 12 | 1.051 | 1.144 | 1.078 |
| 13 | 1.154 | 1.004 | 1.121 |
| 14 | 1.208 | 647 | 1.069 |
| 15 | 1.215 | 815 | 1.111 |
| 16 | 1.180 | 1.033 | 1.137 |
| 17 | 1.149 | 1.097 | 1.116 |
| 18 | 1.246 | 1.311 | 1.229 |
| 19 | 1.219 | 1.465 | 1.253 |
| 20 | 1.007 | 1.284 | 1.075 |
| 21 | 675 | 835 | 735 |
| 22 | 433 | 467 | 460 |
| 23 | 195 | 236 | 222 |
| Total | 18.422 | 15.174 | 17.536 |



Estación: **AG-11(25)**Tipo: **PER****MEMORIA DE AFOROS 2017**Rede/Red: **VAC**IMD: **13.357**

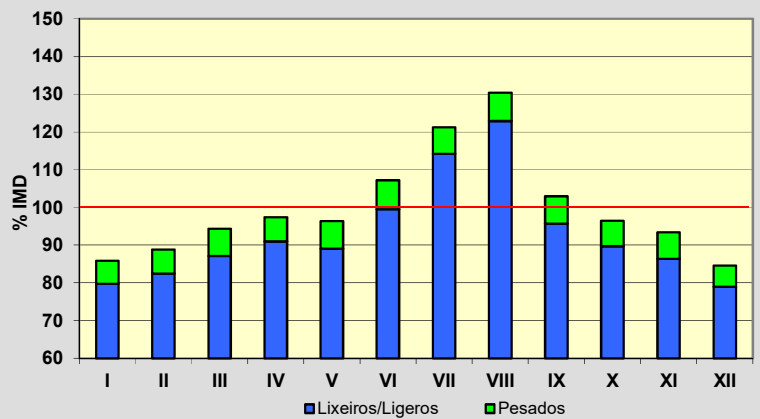
Nome/Nombre:

Boiro (AG-11)IMDp: **915** I₃₀: **1.449**

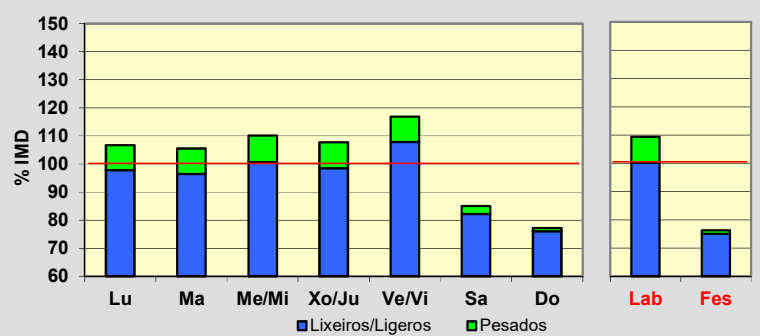
Treito/Tramo:

Enl. Boiro Oeste - Enl. Pobra Norte% Pes.: **6,9** I₁₅₀: **1.203****Variación Mensual**

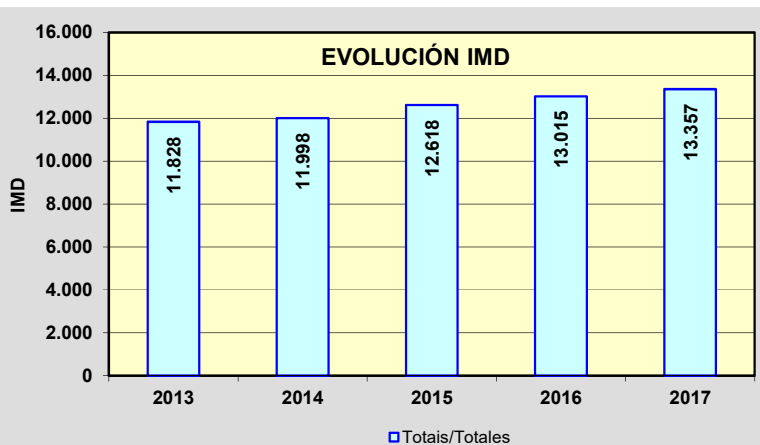
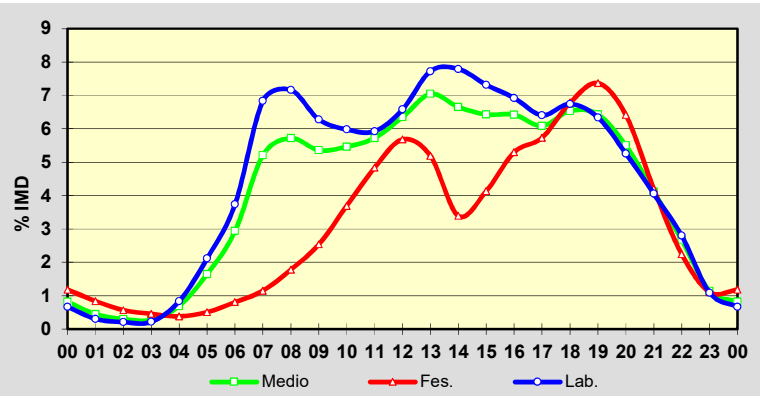
| | I.M.D. | % I.M.D. | % Pes. |
|------|--------|----------|--------|
| I | 11.463 | 85,82 | 7,1 |
| II | 11.864 | 88,82 | 7,2 |
| III | 12.602 | 94,35 | 7,7 |
| IV | 13.015 | 97,44 | 6,6 |
| V | 12.874 | 96,38 | 7,6 |
| VI | 14.322 | 107,22 | 7,2 |
| VII | 16.193 | 121,23 | 5,8 |
| VIII | 17.422 | 130,43 | 5,8 |
| IX | 13.745 | 102,90 | 7,0 |
| X | 12.878 | 96,41 | 7,0 |
| XI | 12.472 | 93,37 | 7,5 |
| XII | 11.294 | 84,55 | 6,6 |

**Semana Media**

| | I.M.D. | % I.M.D. | % Pes. |
|-------|--------|----------|--------|
| Lu | 14.260 | 106,76 | 8,4 |
| Ma | 14.094 | 105,52 | 8,6 |
| Me/Mi | 14.706 | 110,10 | 8,6 |
| Xo/Ju | 14.383 | 107,68 | 8,5 |
| Ve/Vi | 15.608 | 116,85 | 7,8 |
| Sa | 11.358 | 85,03 | 3,3 |
| Do | 10.313 | 77,21 | 1,5 |
| Lab | 14.606 | 109,35 | 8,4 |
| Fes | 10.191 | 76,30 | 1,7 |

**Día Medio**

| | Lab. | Fes. | Medio |
|--------------|---------------|---------------|---------------|
| 00 | 89 | 158 | 110 |
| 01 | 41 | 112 | 60 |
| 02 | 28 | 76 | 40 |
| 03 | 29 | 61 | 37 |
| 04 | 112 | 51 | 93 |
| 05 | 283 | 68 | 220 |
| 06 | 500 | 108 | 392 |
| 07 | 913 | 154 | 696 |
| 08 | 957 | 238 | 764 |
| 09 | 839 | 339 | 716 |
| 10 | 799 | 493 | 730 |
| 11 | 792 | 646 | 765 |
| 12 | 879 | 759 | 848 |
| 13 | 1.032 | 693 | 941 |
| 14 | 1.041 | 453 | 889 |
| 15 | 978 | 552 | 859 |
| 16 | 925 | 708 | 858 |
| 17 | 856 | 766 | 813 |
| 18 | 901 | 906 | 873 |
| 19 | 847 | 984 | 859 |
| 20 | 703 | 857 | 735 |
| 21 | 542 | 561 | 550 |
| 22 | 374 | 300 | 357 |
| 23 | 146 | 148 | 152 |
| Total | 14.606 | 10.191 | 13.357 |



Estación: **AG-11(31)**Tipo: **PER**

MEMORIA DE AFOROS 2017

Rede/Red: **VAC**IMD: **12.450**

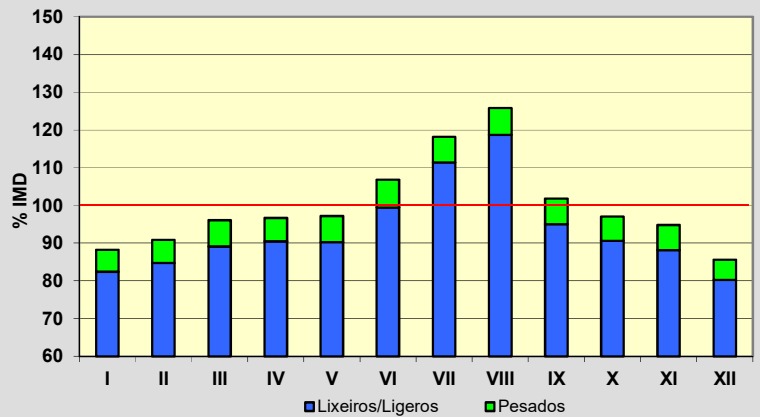
Nome/Nombre:

Pobra Norte (AG-11)IMDp: **816** I₃₀: **1.247**

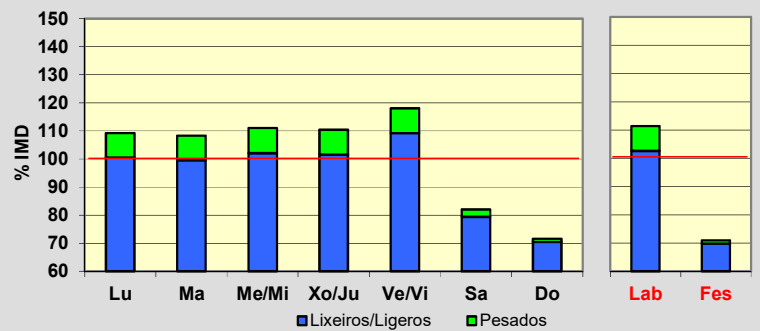
Treito/Tramo:

Enl. Pobra Norte - Enl. Pobra Sur (AC-302)% Pes.: **6,6** I₁₅₀: **1.088****Variación Mensual**

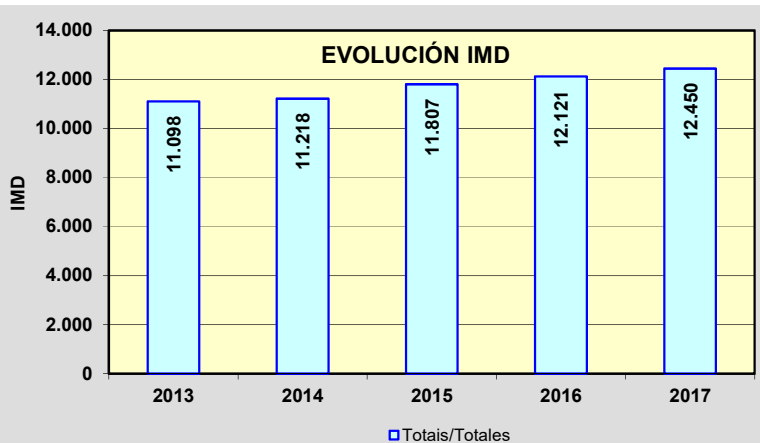
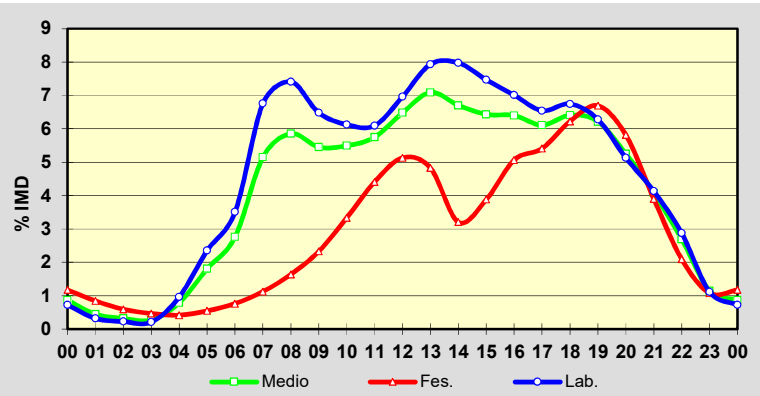
| | I.M.D. | % I.M.D. | % Pes. |
|------|--------|----------|--------|
| I | 10.981 | 88,20 | 6,6 |
| II | 11.309 | 90,84 | 6,8 |
| III | 11.965 | 96,10 | 7,3 |
| IV | 12.032 | 96,64 | 6,4 |
| V | 12.103 | 97,21 | 7,2 |
| VI | 13.296 | 106,80 | 6,9 |
| VII | 14.712 | 118,17 | 5,7 |
| VIII | 15.665 | 125,82 | 5,7 |
| IX | 12.680 | 101,85 | 6,7 |
| X | 12.086 | 97,08 | 6,6 |
| XI | 11.805 | 94,82 | 7,0 |
| XII | 10.656 | 85,59 | 6,2 |

**Semana Media**

| | I.M.D. | % I.M.D. | % Pes. |
|-------|--------|----------|--------|
| Lu | 13.602 | 109,25 | 8,0 |
| Ma | 13.484 | 108,31 | 8,0 |
| Me/Mi | 13.824 | 111,04 | 8,0 |
| Xo/Ju | 13.748 | 110,43 | 8,0 |
| Ve/Vi | 14.692 | 118,01 | 7,4 |
| Sa | 10.212 | 82,02 | 3,2 |
| Do | 8.907 | 71,54 | 1,5 |
| Lab | 13.867 | 111,38 | 7,9 |
| Fes | 8.836 | 70,97 | 1,7 |

**Día Medio**

| | Lab. | Fes. | Medio |
|--------------|---------------|--------------|---------------|
| 00 | 90 | 146 | 108 |
| 01 | 40 | 105 | 56 |
| 02 | 28 | 74 | 40 |
| 03 | 26 | 58 | 34 |
| 04 | 120 | 52 | 98 |
| 05 | 293 | 68 | 225 |
| 06 | 437 | 95 | 344 |
| 07 | 842 | 140 | 641 |
| 08 | 923 | 204 | 729 |
| 09 | 807 | 290 | 679 |
| 10 | 763 | 415 | 684 |
| 11 | 759 | 549 | 716 |
| 12 | 867 | 639 | 807 |
| 13 | 988 | 601 | 883 |
| 14 | 993 | 399 | 835 |
| 15 | 930 | 483 | 801 |
| 16 | 873 | 631 | 797 |
| 17 | 815 | 674 | 761 |
| 18 | 840 | 775 | 798 |
| 19 | 782 | 833 | 774 |
| 20 | 639 | 724 | 654 |
| 21 | 515 | 486 | 508 |
| 22 | 358 | 261 | 335 |
| 23 | 139 | 134 | 143 |
| Total | 13.867 | 8.836 | 12.450 |



Estación: **AG-11(34)**Tipo: **PER****MEMORIA DE AFOROS 2017**Rede/Red: **VAC**IMD: **10.642**

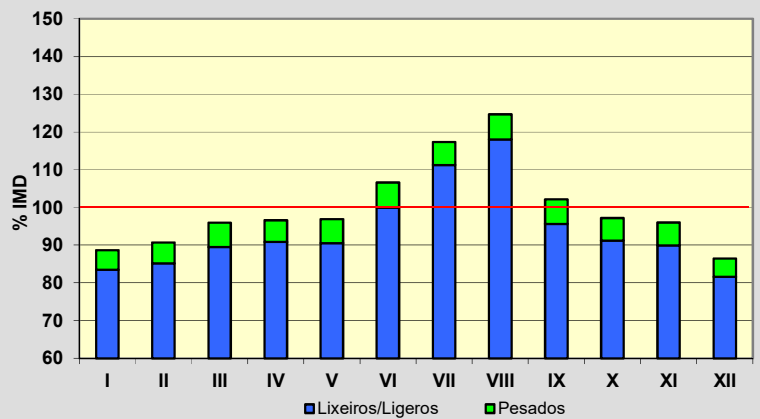
Nome/Nombre:

Pobra Sur (AG-11)IMDp: **638** I₃₀: **1.036**

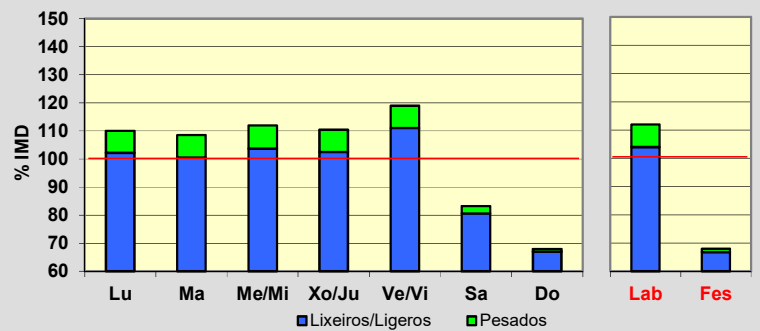
Treito/Tramo:

Enl. Pobra Sur (AC-302) - Enl. Palmeira (DP-7303)% Pes.: **6,0** I₁₅₀: **925****Variación Mensual**

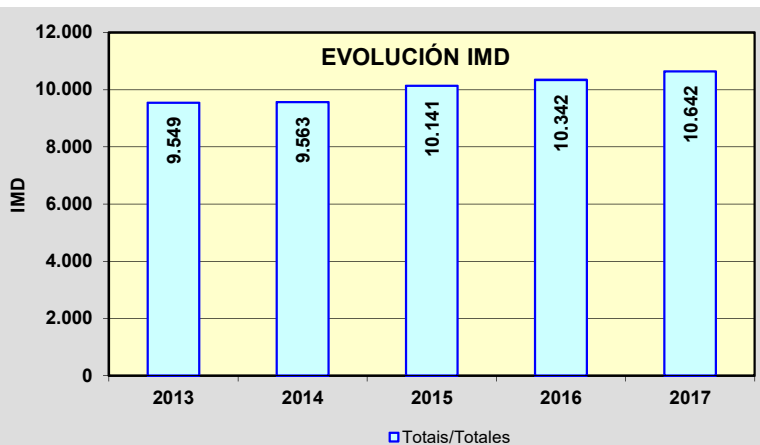
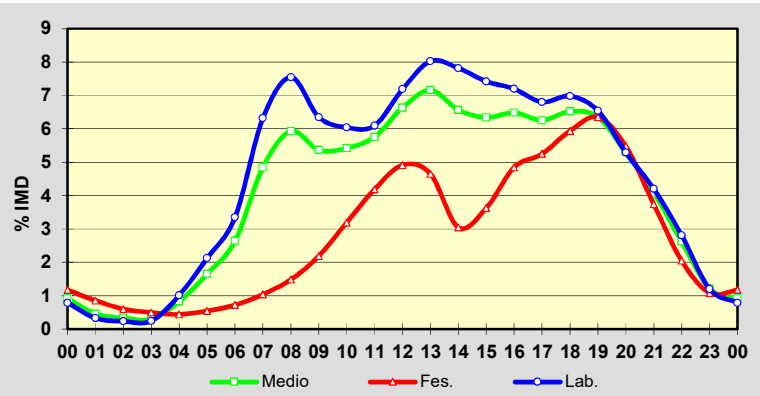
| | I.M.D. | % I.M.D. | % Pes. |
|------|--------|----------|--------|
| I | 9.436 | 88,67 | 5,9 |
| II | 9.654 | 90,72 | 6,1 |
| III | 10.207 | 95,91 | 6,7 |
| IV | 10.279 | 96,59 | 5,9 |
| V | 10.311 | 96,89 | 6,5 |
| VI | 11.341 | 106,57 | 6,2 |
| VII | 12.489 | 117,36 | 5,2 |
| VIII | 13.267 | 124,67 | 5,4 |
| IX | 10.867 | 102,11 | 6,3 |
| X | 10.345 | 97,21 | 6,1 |
| XI | 10.219 | 96,03 | 6,3 |
| XII | 9.199 | 86,44 | 5,6 |

**Semana Media**

| | I.M.D. | % I.M.D. | % Pes. |
|-------|--------|----------|--------|
| Lu | 11.706 | 110,00 | 7,1 |
| Ma | 11.549 | 108,52 | 7,4 |
| Me/Mi | 11.907 | 111,89 | 7,3 |
| Xo/Ju | 11.755 | 110,46 | 7,2 |
| Ve/Vi | 12.661 | 118,97 | 6,7 |
| Sa | 8.852 | 83,18 | 3,1 |
| Do | 7.235 | 67,99 | 1,5 |
| Lab | 11.912 | 111,93 | 7,1 |
| Fes | 7.228 | 67,92 | 1,7 |

**Día Medio**

| | Lab. | Fes. | Medio |
|----|---------------|--------------|---------------|
| 00 | 84 | 125 | 98 |
| 01 | 35 | 91 | 49 |
| 02 | 25 | 64 | 36 |
| 03 | 26 | 53 | 32 |
| 04 | 108 | 47 | 88 |
| 05 | 226 | 58 | 176 |
| 06 | 357 | 77 | 281 |
| 07 | 673 | 111 | 516 |
| 08 | 803 | 158 | 631 |
| 09 | 676 | 233 | 571 |
| 10 | 643 | 340 | 577 |
| 11 | 649 | 446 | 613 |
| 12 | 765 | 523 | 706 |
| 13 | 854 | 495 | 762 |
| 14 | 832 | 324 | 699 |
| 15 | 790 | 386 | 675 |
| 16 | 766 | 516 | 690 |
| 17 | 724 | 559 | 666 |
| 18 | 743 | 632 | 694 |
| 19 | 696 | 676 | 676 |
| 20 | 563 | 583 | 563 |
| 21 | 447 | 398 | 435 |
| 22 | 299 | 218 | 279 |
| 23 | 128 | 115 | 129 |
| | 11.912 | 7.228 | 10.642 |



Estación: **AG-11(38)**Tipo: **PER**

MEMORIA DE AFOROS 2017

Rede/Red: **VAC**IMD: **9.348**

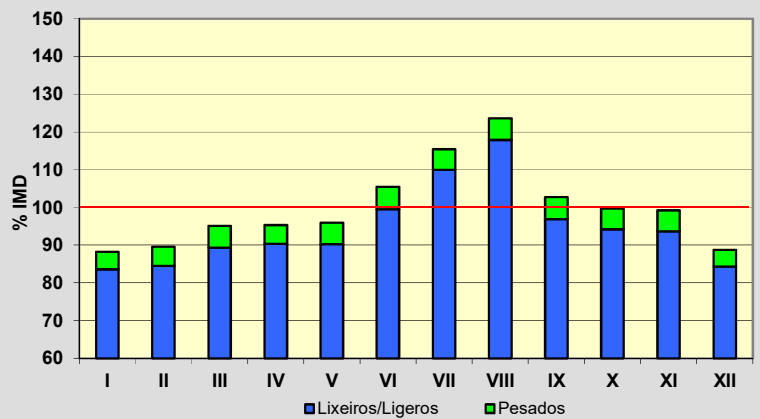
Nome/Nombre:

Palmeira (AG-11)IMDp: **503** I₃₀: **927**

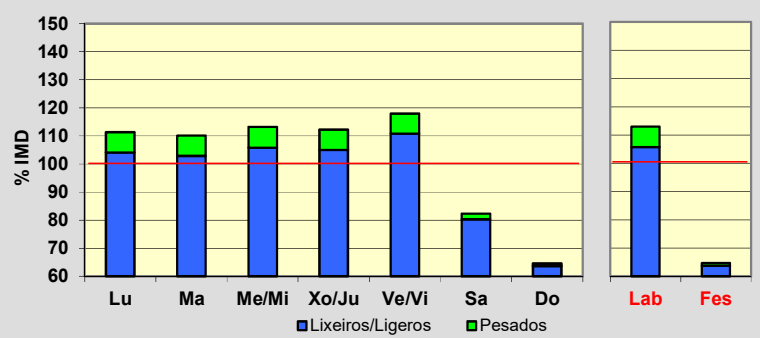
Treito/Tramo:

Enl. Palmeira (DP-7303) - Ribeira (AC-550)% Pes.: **5,4** I₁₅₀: **858****Variación Mensual**

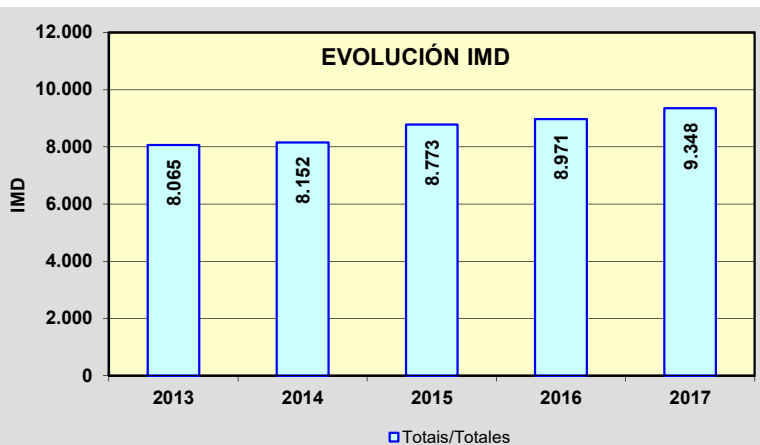
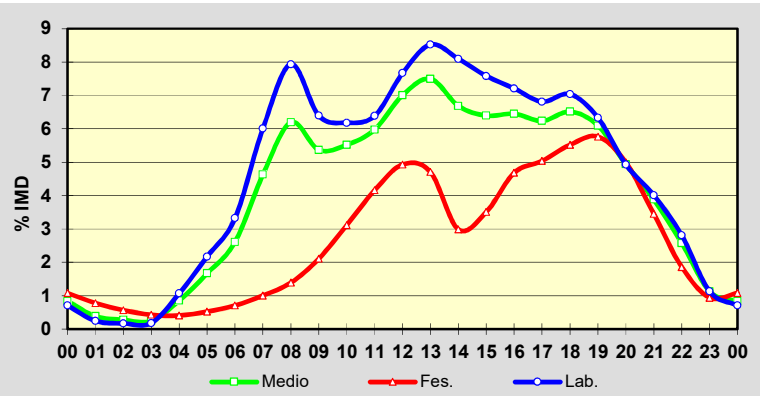
| | I.M.D. | % I.M.D. | % Pes. |
|------|--------|----------|--------|
| I | 8.249 | 88,24 | 5,3 |
| II | 8.372 | 89,56 | 5,6 |
| III | 8.887 | 95,07 | 6,0 |
| IV | 8.914 | 95,36 | 5,3 |
| V | 8.964 | 95,89 | 5,9 |
| VI | 9.860 | 105,48 | 5,7 |
| VII | 10.787 | 115,39 | 4,7 |
| VIII | 11.559 | 123,65 | 4,7 |
| IX | 9.602 | 102,72 | 5,6 |
| X | 9.322 | 99,72 | 5,5 |
| XI | 9.277 | 99,24 | 5,6 |
| XII | 8.296 | 88,75 | 5,0 |

**Semana Media**

| | I.M.D. | % I.M.D. | % Pes. |
|-------|--------|----------|--------|
| Lu | 10.408 | 111,34 | 6,5 |
| Ma | 10.298 | 110,16 | 6,6 |
| Me/Mi | 10.581 | 113,19 | 6,5 |
| Xo/Ju | 10.495 | 112,27 | 6,5 |
| Ve/Vi | 11.022 | 117,91 | 6,0 |
| Sa | 7.700 | 82,37 | 2,5 |
| Do | 6.034 | 64,55 | 1,4 |
| Lab | 10.559 | 112,95 | 6,4 |
| Fes | 6.045 | 64,67 | 1,5 |

**Día Medio**

| | Lab. | Fes. | Medio |
|--------------|---------------|--------------|--------------|
| 00 | 66 | 101 | 78 |
| 01 | 23 | 73 | 36 |
| 02 | 16 | 53 | 26 |
| 03 | 17 | 40 | 23 |
| 04 | 100 | 38 | 80 |
| 05 | 203 | 49 | 156 |
| 06 | 311 | 66 | 244 |
| 07 | 562 | 94 | 433 |
| 08 | 742 | 130 | 579 |
| 09 | 598 | 197 | 502 |
| 10 | 578 | 291 | 516 |
| 11 | 597 | 389 | 559 |
| 12 | 717 | 461 | 655 |
| 13 | 797 | 440 | 701 |
| 14 | 757 | 279 | 625 |
| 15 | 709 | 328 | 598 |
| 16 | 674 | 438 | 603 |
| 17 | 637 | 471 | 583 |
| 18 | 658 | 516 | 609 |
| 19 | 592 | 539 | 570 |
| 20 | 461 | 467 | 462 |
| 21 | 375 | 323 | 363 |
| 22 | 263 | 174 | 241 |
| 23 | 106 | 88 | 106 |
| Total | 10.559 | 6.045 | 9.348 |



PROVINCIA DE A CORUÑA

2017

| Código Estación | Tipo | Cuadríc. | | Nome / Nombre | Treito / Tramo | Rede Red | IMD | %Pes |
|-----------------|------|----------|---|---------------------------|------------------------------------------------------------|----------|--------|-------|
| | | X | Y | | | | | |
| AG-13(6) | Com | 9 | R | O Castelo | O Castelo (VG-1.3) - Enl. Oleiros (AC-527) | VAC | 4.230 | 4,1% |
| AG-55(6) | Per | 8 | R | Peaxe | Enl. AC-15 - Enl. A6 | VAC | 14.253 | 3,1% |
| AG-55(10) | Per | 7 | R | Loureda | Enl. A6 - Enl. Paiosaco | VAC | 14.390 | 7,0% |
| AG-55(24) | Per | 6 | Q | As Rabuceiras | Enl. Laracha - Enl. Carballo Norte | VAC | 11.153 | 6,1% |
| AG-55(34) | Per | 6 | Q | Os Vilares | Enl. Carballo Centro (AC-414) -Enl. Carballo Sur (AC-552) | VAC | 9.363 | 8,7% |
| AG-55(36) | Per | 6 | Q | Oca | Enl. Carballo Sur (AC-552) - Enl. Coristanco (DP-2901) | VAC | 7.294 | 5,4% |
| AG-55(41) | Per | 5 | Q | Coristanco | Enl. Coristanco (DP-2901) - Enl. Agualada (AC-421) | VAC | 6.981 | 5,0% |
| AG-55(46) | Per | 5 | P | Agualada | Enl. Agualada (AC-421) - Enl. Rempenín (AC-552) | VAC | 6.603 | 5,3% |
| AG-55(50) | Per | 4 | P | Nantón | Enl. Rempenín (AC-552) - Enl. Nantón (AC-552) | VAC | 6.257 | 5,9% |
| AG-55(54) | Per | 4 | P | Anos | Enl. Nantón (AC-552) - Enl. Baio Leste (AC-552) | VAC | 6.227 | 5,7% |
| AG-55(59) | Per | 4 | P | Baio Este | Enl. Baio Leste (AC-552) - Enl. Baio Norte (AC-430) | VAC | 5.248 | 5,9% |
| AG-56(1) | Per | 7 | M | Pardiñas Leste (AG-56) | A Rocha (SC-20) - Enl. Pardiñas (AC-522) | VAC | 30.140 | 4,9% |
| AG-56(3) | Per | 7 | M | Pardiñas Oeste (AG-56) | Enl. Pardiñas (AC-522) - Enl. Bertamiráns este (AC-543) | VAC | 30.710 | 4,1% |
| AG-56(6) | Per | 6 | M | Bertamiráns Norte (AG-56) | Enl. Bertamiráns este (AC-543) - Enl. Bertamiráns norte | VAC | 25.145 | 4,2% |
| AG-56(9) | Per | 6 | M | Brión Leste (AG-56) | Enl. Bertamiráns norte - Enl. Brión (AC-451) | VAC | 16.797 | 5,1% |
| AG-56(11) | Per | 6 | M | Brión Oeste (AG-56) | Enl. Brión (AC-451) - Brión (AC-543) | VAC | 11.384 | 4,8% |
| AG-58(0) | Com | 7 | M | Cacheiras (AG-58) | Penelas (AG-59) - Cacheiras (AC-841) | VAC | 2.917 | 4,2% |
| AG-59(0) | Per | 7 | M | Os Tilos (AG-59) | Santiago de Compostela (AP-53) - Enl. Tras do Eixo (AG-58) | VAC | 11.984 | 5,3% |
| AG-59(3) | Com | 7 | L | Os Verxeles (AG-59) | Enl. Tras do Eixo (AG-58) - Enl. CP-8201 | VAC | 9.014 | 5,8% |
| AG-64(1) | Per | 10 | T | A Lavandeira | Ferrol (AC-116) - Enl. P.I. Río do Pozo | VAC | 7.608 | 17,1% |
| AG-64(34) | Per | 12 | S | A Cañota | Enl. Casco Urb. As Pontes (AC-564) - Enl. Airios (DP-7003) | VAC | 4.989 | 15,6% |
| CG-1.3(32) | Com | 13 | V | Variante Ortigueira | Ferreiros (AC-101) - Enl. Norte Ortigueira (AC-862) | VAC | 1.270 | 10,5% |
| CG-1.5(21) | Per | 5 | L | Noia (CG-1.5) | Enl. Martelo (AC-543) - Enl. San Paio (AC-543) | VAC | 10.232 | 3,8% |
| VG-1.2(3) | Com | 10 | S | Lodairo (VG-1.2) | Enl. S. Xoán Piñeiro (AC-122) - Enl. (AC-123) | VAC | 7.591 | 3,6% |
| VG-1.3(2) | Com | 9 | S | Veigue (VG-1.3) | A Besta (DP-5815) - Enl. Meirás (AC-183) | VAC | 3.213 | 3,4% |
| VG-1.5(61) | Per | 3 | P | Baio Norte | AG-55 - Santa Irena (AC-552) | VAC | 4.628 | 6,8% |
| VG-1.7(0) | Per | 7 | M | Biduido | Pardiñas (AG-56) -Enl. Biduido(DP-0206) | VAC | 4.360 | 7,8% |
| VG-1.7(3) | Per | 7 | M | As Galanas Norte (VG-1.7) | Enl. Biduido(DP-0206) -As Galanas (N-550) | VAC | 3.329 | 9,3% |

TIPO: PER (Permanente), SEM (Semipermanente) y COM (Complementaria)

REDE: VAC (Via alta capacidade), PB (Primaria básica), PC (Primaria complementaria) y S (Secundaria)

Estación: **AG-13(6)**Tipo: **COM**

MEMORIA DE AFOROS 2017

Rede/Red: **VAC**IMD: **4.230**

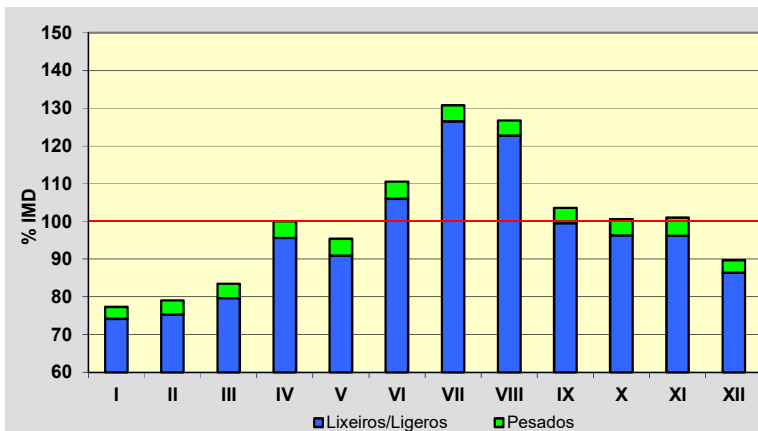
Nome/Nombre:

O CasteloIMDp: **173** I₃₀: **551**

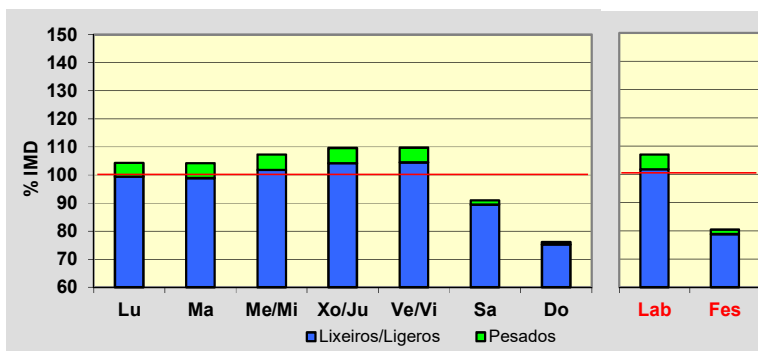
Treito/Tramo:

O Castelo (VG-1.3) - Enl. Oleiros (AC-527)% Pes.: **4,1** I₁₅₀: **460****Variación Mensual**

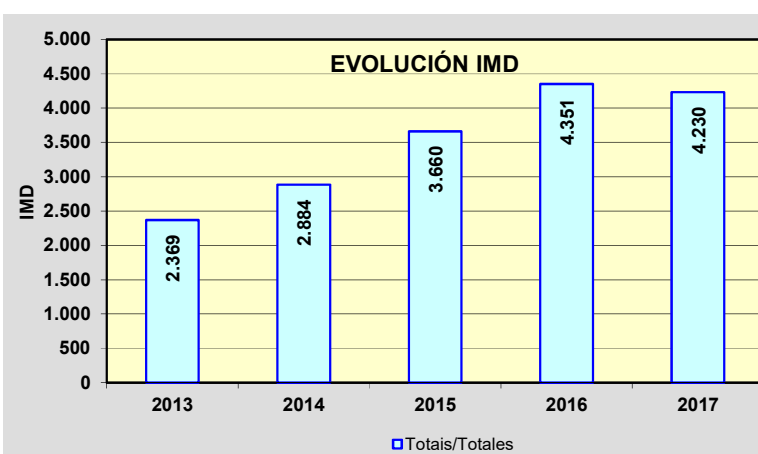
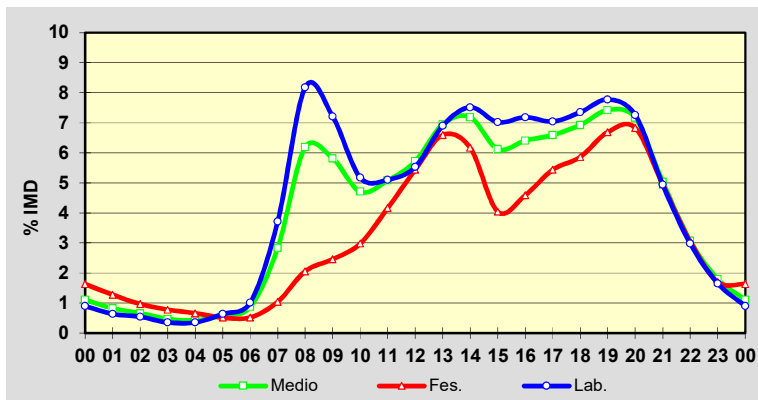
| | I.M.D. | % I.M.D. | % Pes. |
|------|--------|----------|--------|
| I | 3.271 | 77,33 | 4,1 |
| II | 3.344 | 79,05 | 4,8 |
| III | 3.530 | 83,45 | 4,6 |
| IV | 4.230 | 100,00 | 4,4 |
| V | 4.035 | 95,39 | 4,7 |
| VI | 4.678 | 110,59 | 4,1 |
| VII | 5.532 | 130,78 | 3,2 |
| VIII | 5.362 | 126,76 | 3,2 |
| IX | 4.384 | 103,64 | 4,0 |
| X | 4.257 | 100,64 | 4,3 |
| XI | 4.271 | 100,97 | 4,7 |
| XII | 3.796 | 89,74 | 3,6 |

**Semana Media**

| | I.M.D. | % I.M.D. | % Pes. |
|-------|--------|----------|--------|
| Lu | 4.412 | 104,30 | 4,7 |
| Ma | 4.406 | 104,16 | 5,1 |
| Me/Mi | 4.540 | 107,33 | 5,2 |
| Xo/Ju | 4.636 | 109,60 | 4,9 |
| Ve/Vi | 4.640 | 109,69 | 4,7 |
| Sa | 3.849 | 90,99 | 1,7 |
| Do | 3.220 | 76,12 | 1,3 |
| Lab | 4.526 | 107,00 | 4,9 |
| Fes | 3.401 | 80,40 | 2,0 |

**Día Medio**

| | Lab. | Fes. | Medio |
|----|--------------|--------------|--------------|
| 00 | 38 | 69 | 47 |
| 01 | 27 | 54 | 35 |
| 02 | 23 | 41 | 28 |
| 03 | 15 | 33 | 20 |
| 04 | 15 | 28 | 18 |
| 05 | 27 | 22 | 25 |
| 06 | 43 | 22 | 37 |
| 07 | 157 | 44 | 120 |
| 08 | 346 | 87 | 262 |
| 09 | 305 | 104 | 246 |
| 10 | 219 | 126 | 199 |
| 11 | 216 | 176 | 215 |
| 12 | 234 | 230 | 242 |
| 13 | 292 | 279 | 294 |
| 14 | 318 | 261 | 304 |
| 15 | 297 | 171 | 259 |
| 16 | 304 | 194 | 271 |
| 17 | 298 | 230 | 279 |
| 18 | 311 | 248 | 293 |
| 19 | 329 | 283 | 314 |
| 20 | 307 | 289 | 303 |
| 21 | 209 | 209 | 213 |
| 22 | 126 | 129 | 130 |
| 23 | 70 | 72 | 76 |
| | 4.526 | 3.401 | 4.230 |



Estación: **AG-55(6)**Tipo: **PER****MEMORIA DE AFOROS 2017**Rede/Red: **VAC**IMD: **14.253**

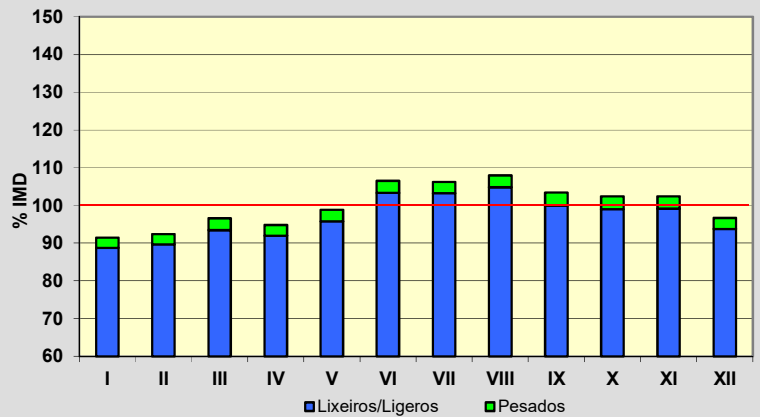
Nome/Nombre:

PeaxeIMDp: **436** I₃₀: **1.668**

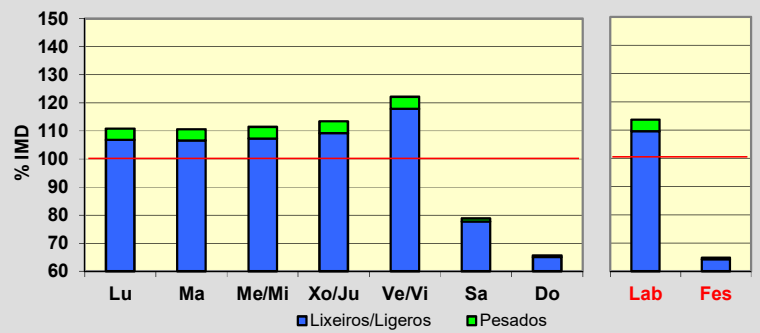
Treito/Tramo:

Enl. AC-15 - Enl. A6% Pes.: **3,1** I₁₅₀: **1.584****Variación Mensual**

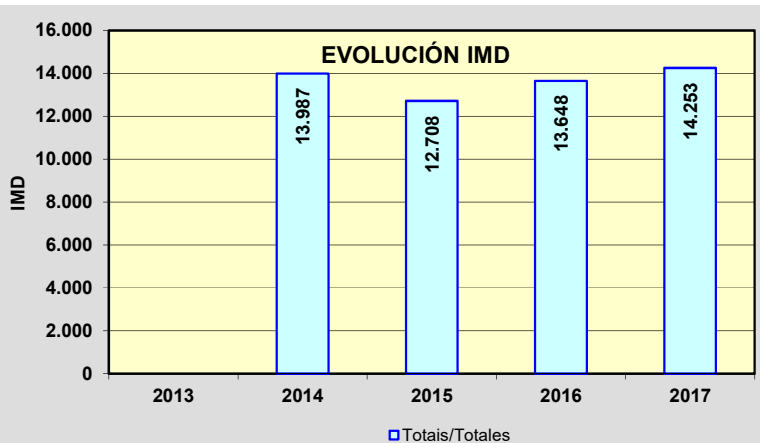
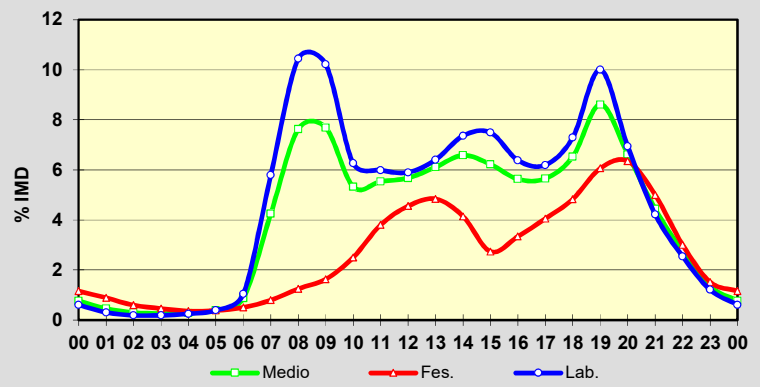
| | I.M.D. | % I.M.D. | % Pes. |
|------|--------|----------|--------|
| I | 13.031 | 91,43 | 2,9 |
| II | 13.175 | 92,44 | 3,0 |
| III | 13.763 | 96,56 | 3,2 |
| IV | 13.510 | 94,79 | 3,0 |
| V | 14.085 | 98,82 | 3,1 |
| VI | 15.178 | 106,49 | 3,0 |
| VII | 15.137 | 106,20 | 2,8 |
| VIII | 15.387 | 107,96 | 2,9 |
| IX | 14.736 | 103,39 | 3,3 |
| X | 14.593 | 102,39 | 3,3 |
| XI | 14.593 | 102,39 | 3,2 |
| XII | 13.776 | 96,65 | 3,0 |

**Semana Media**

| | I.M.D. | % I.M.D. | % Pes. |
|-------|--------|----------|--------|
| Lu | 15.793 | 110,80 | 3,6 |
| Ma | 15.770 | 110,64 | 3,6 |
| Me/Mi | 15.876 | 111,39 | 3,6 |
| Xo/Ju | 16.172 | 113,46 | 3,7 |
| Ve/Vi | 17.418 | 122,21 | 3,6 |
| Sa | 11.231 | 78,80 | 1,4 |
| Do | 9.359 | 65,66 | 0,8 |
| Lab | 16.202 | 113,67 | 3,6 |
| Fes | 9.235 | 64,79 | 0,9 |

**Día Medio**

| | Lab. | Fes. | Medio |
|--------------|---------------|--------------|---------------|
| 00 | 87 | 165 | 109 |
| 01 | 44 | 127 | 66 |
| 02 | 27 | 85 | 43 |
| 03 | 27 | 66 | 38 |
| 04 | 36 | 51 | 41 |
| 05 | 56 | 55 | 56 |
| 06 | 150 | 72 | 126 |
| 07 | 826 | 114 | 607 |
| 08 | 1.488 | 178 | 1.088 |
| 09 | 1.456 | 233 | 1.096 |
| 10 | 893 | 357 | 759 |
| 11 | 854 | 542 | 789 |
| 12 | 841 | 649 | 809 |
| 13 | 913 | 690 | 871 |
| 14 | 1.049 | 591 | 938 |
| 15 | 1.068 | 390 | 887 |
| 16 | 910 | 476 | 803 |
| 17 | 883 | 578 | 806 |
| 18 | 1.040 | 689 | 931 |
| 19 | 1.426 | 864 | 1.228 |
| 20 | 990 | 905 | 944 |
| 21 | 602 | 713 | 633 |
| 22 | 363 | 428 | 392 |
| 23 | 173 | 217 | 193 |
| Total | 16.202 | 9.235 | 14.253 |



Estación: **AG-55(10)DGT**Tipo: **PER****MEMORIA DE AFOROS 2017**Rede/Red: **VAC**IMD: **14.390**

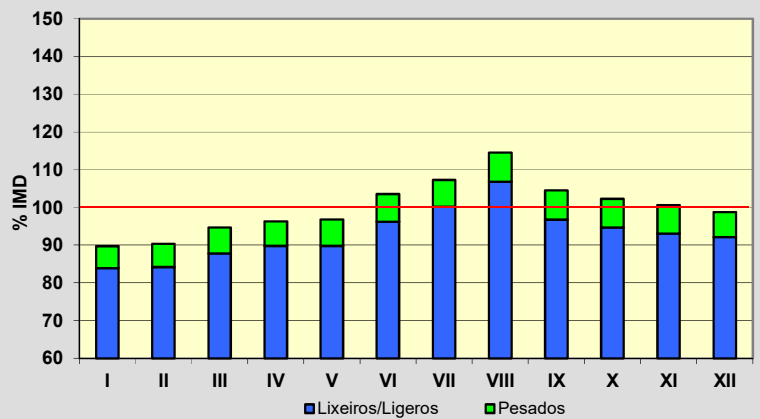
Nome/Nombre:

LouredaIMDp: **1.007** I₃₀: **1.548**

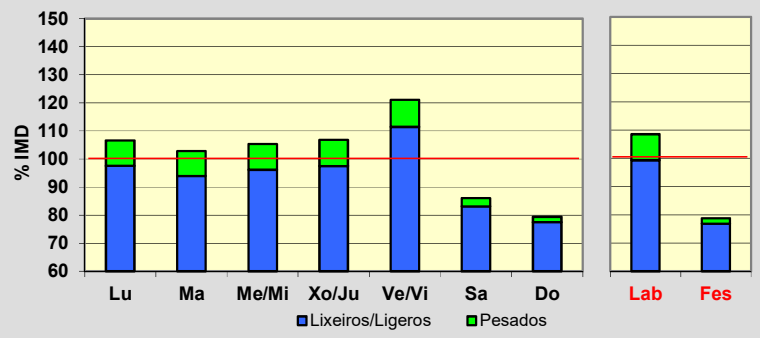
Treito/Tramo:

Enl. A6 - Enl. Paiosaco% Pes.: **7,0** I₁₅₀: **1.428****Variación Mensual**

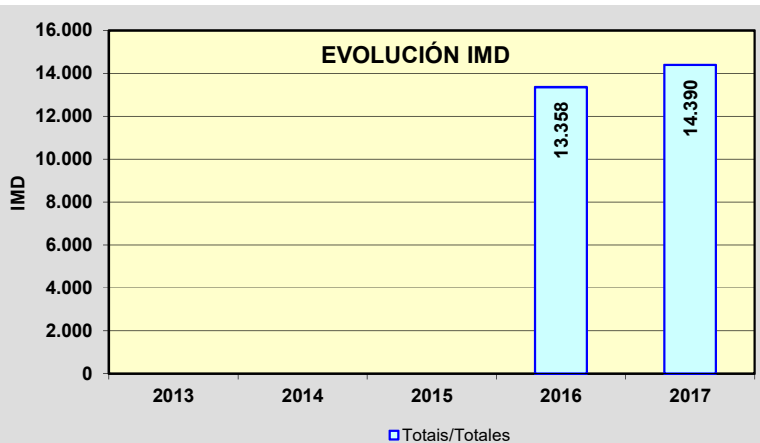
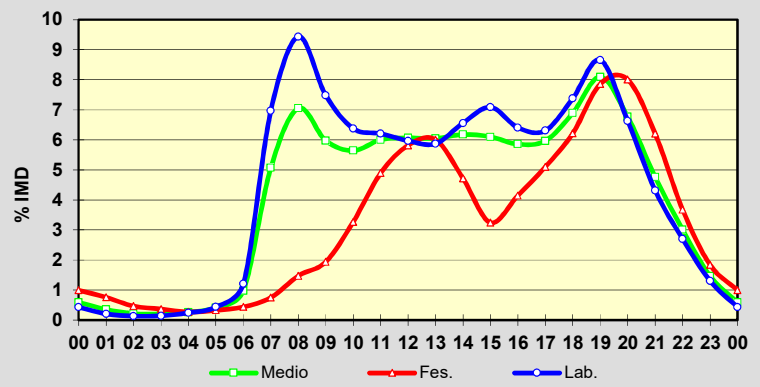
| | I.M.D. | % I.M.D. | % Pes. |
|------|--------|----------|--------|
| I | 12.907 | 89,69 | 6,4 |
| II | 12.994 | 90,30 | 6,7 |
| III | 13.624 | 94,68 | 7,3 |
| IV | 13.852 | 96,26 | 6,7 |
| V | 13.932 | 96,82 | 7,2 |
| VI | 14.900 | 103,54 | 7,1 |
| VII | 15.432 | 107,24 | 6,6 |
| VIII | 16.476 | 114,50 | 6,7 |
| IX | 15.044 | 104,54 | 7,5 |
| X | 14.720 | 102,29 | 7,5 |
| XI | 14.482 | 100,64 | 7,5 |
| XII | 14.209 | 98,74 | 6,7 |

**Semana Media**

| | I.M.D. | % I.M.D. | % Pes. |
|-------|--------|----------|--------|
| Lu | 15.336 | 106,57 | 8,4 |
| Ma | 14.798 | 102,84 | 8,6 |
| Me/Mi | 15.150 | 105,28 | 8,7 |
| Xo/Ju | 15.373 | 106,83 | 8,7 |
| Ve/Vi | 17.423 | 121,08 | 7,9 |
| Sa | 12.387 | 86,08 | 3,4 |
| Do | 11.425 | 79,40 | 2,4 |
| Lab | 15.611 | 108,49 | 8,5 |
| Fes | 11.337 | 78,78 | 2,5 |

**Día Medio**

| | Lab. | Fes. | Medio |
|--------------|---------------|---------------|---------------|
| 00 | 62 | 143 | 85 |
| 01 | 30 | 109 | 51 |
| 02 | 19 | 67 | 31 |
| 03 | 21 | 53 | 30 |
| 04 | 35 | 39 | 38 |
| 05 | 63 | 47 | 60 |
| 06 | 174 | 63 | 141 |
| 07 | 1.003 | 108 | 730 |
| 08 | 1.358 | 212 | 1.015 |
| 09 | 1.077 | 279 | 860 |
| 10 | 918 | 470 | 812 |
| 11 | 893 | 704 | 864 |
| 12 | 859 | 837 | 873 |
| 13 | 845 | 864 | 870 |
| 14 | 944 | 679 | 889 |
| 15 | 1.020 | 467 | 878 |
| 16 | 922 | 597 | 843 |
| 17 | 908 | 734 | 859 |
| 18 | 1.062 | 895 | 992 |
| 19 | 1.246 | 1.131 | 1.165 |
| 20 | 954 | 1.152 | 974 |
| 21 | 621 | 893 | 686 |
| 22 | 389 | 529 | 433 |
| 23 | 188 | 265 | 211 |
| Total | 15.611 | 11.337 | 14.390 |



Estación: **AG-55(24)DGT**Tipo: **PER**

MEMORIA DE AFOROS 2017

Rede/Red: **VAC**IMD: **11.153**

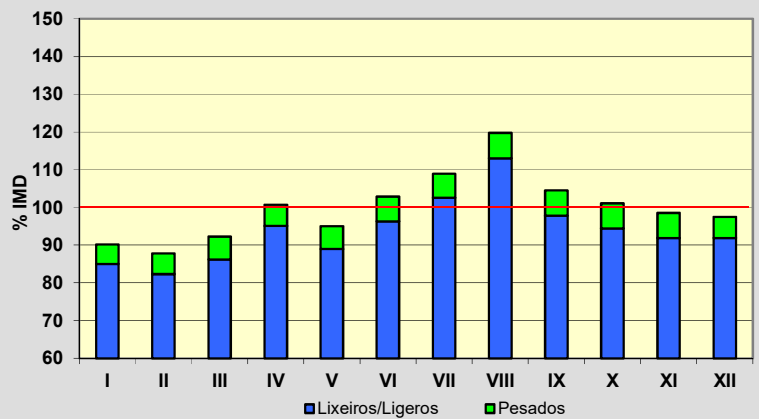
Nome/Nombre:

As RabuceirasIMDp: **682** I₃₀: **1.261**

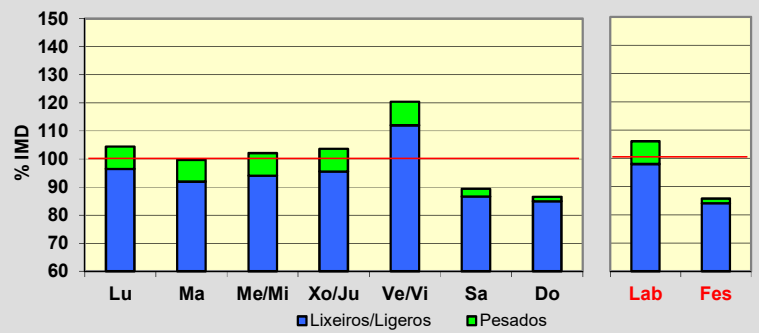
Treito/Tramo:

Enl. Laracha - Enl. Carballo Norte% Pes.: **6,1** I₁₅₀: **1.089****Variación Mensual**

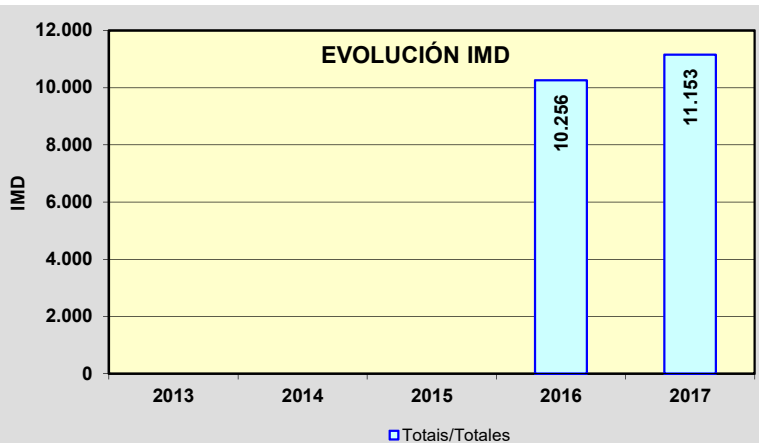
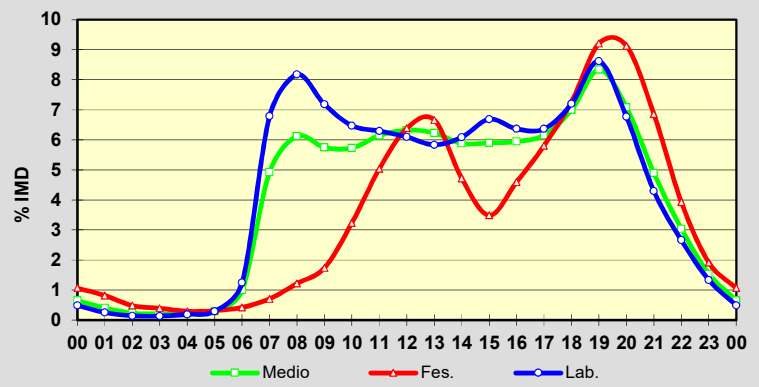
| | I.M.D. | % I.M.D. | % Pes. |
|------|--------|----------|--------|
| I | 10.059 | 90,19 | 5,7 |
| II | 9.791 | 87,79 | 6,2 |
| III | 10.290 | 92,26 | 6,6 |
| IV | 11.229 | 100,68 | 5,5 |
| V | 10.602 | 95,06 | 6,4 |
| VI | 11.473 | 102,87 | 6,4 |
| VII | 12.145 | 108,89 | 5,8 |
| VIII | 13.354 | 119,73 | 5,6 |
| IX | 11.660 | 104,55 | 6,5 |
| X | 11.269 | 101,04 | 6,5 |
| XI | 10.987 | 98,51 | 6,7 |
| XII | 10.870 | 97,46 | 5,7 |

**Semana Media**

| | I.M.D. | % I.M.D. | % Pes. |
|-------|--------|----------|--------|
| Lu | 11.639 | 104,36 | 7,6 |
| Ma | 11.123 | 99,73 | 7,8 |
| Me/Mi | 11.387 | 102,10 | 7,8 |
| Xo/Ju | 11.554 | 103,60 | 7,7 |
| Ve/Vi | 13.424 | 120,36 | 7,0 |
| Sa | 9.962 | 89,32 | 3,0 |
| Do | 9.656 | 86,58 | 1,8 |
| Lab | 11.821 | 105,99 | 7,6 |
| Fes | 9.559 | 85,71 | 1,9 |

**Día Medio**

| | Lab. | Fes. | Medio |
|----|---------------|--------------|---------------|
| 00 | 55 | 119 | 73 |
| 01 | 28 | 91 | 45 |
| 02 | 16 | 54 | 26 |
| 03 | 15 | 44 | 23 |
| 04 | 21 | 33 | 24 |
| 05 | 33 | 35 | 33 |
| 06 | 139 | 47 | 111 |
| 07 | 757 | 79 | 549 |
| 08 | 912 | 136 | 683 |
| 09 | 801 | 194 | 641 |
| 10 | 722 | 361 | 639 |
| 11 | 702 | 562 | 685 |
| 12 | 680 | 712 | 705 |
| 13 | 651 | 743 | 695 |
| 14 | 679 | 526 | 656 |
| 15 | 746 | 389 | 658 |
| 16 | 710 | 513 | 663 |
| 17 | 710 | 648 | 687 |
| 18 | 803 | 811 | 780 |
| 19 | 961 | 1.027 | 930 |
| 20 | 755 | 1.018 | 790 |
| 21 | 479 | 765 | 546 |
| 22 | 297 | 438 | 339 |
| 23 | 149 | 214 | 172 |
| | 11.821 | 9.559 | 11.153 |



Estación: **AG-55(34)DGT**Tipo: **PER**

MEMORIA DE AFOROS 2017

Rede/Red: **VAC**IMD: **9.363**

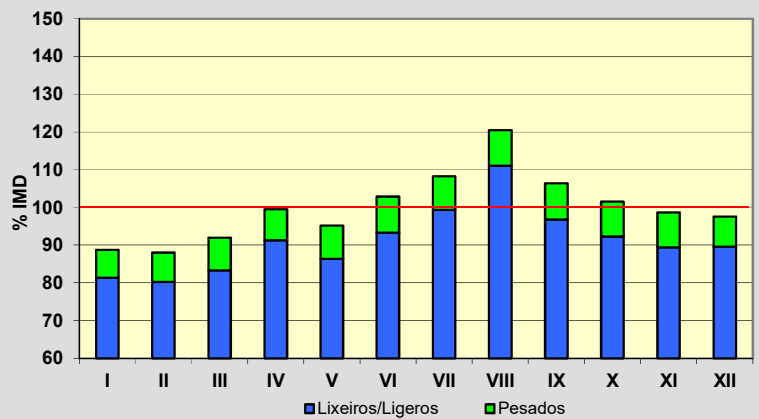
Nome/Nombre:

Os VilaresIMDp: **818** I₃₀: **1.071**

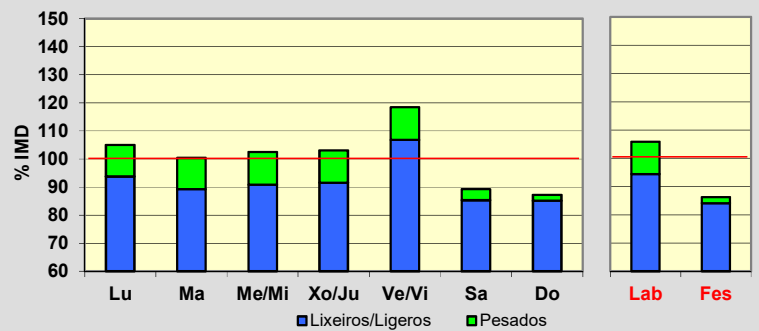
Treito/Tramo:

Enl. Carballo Centro (AC-414) - Enl. Carballo Sur (AC-552)% Pes.: **8,7** I₁₅₀: **921****Variación Mensual**

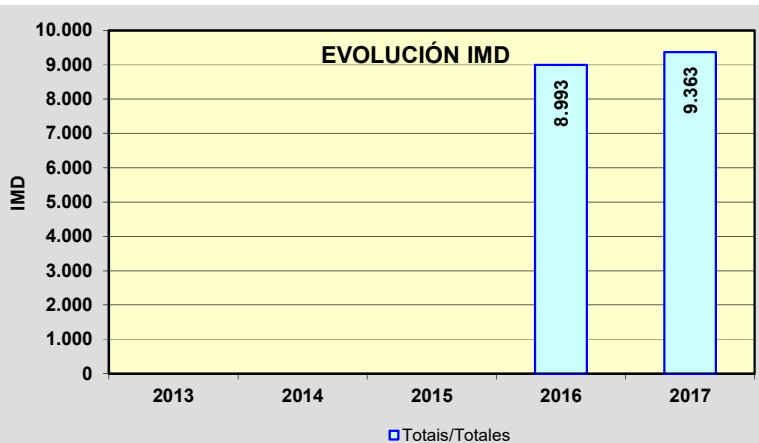
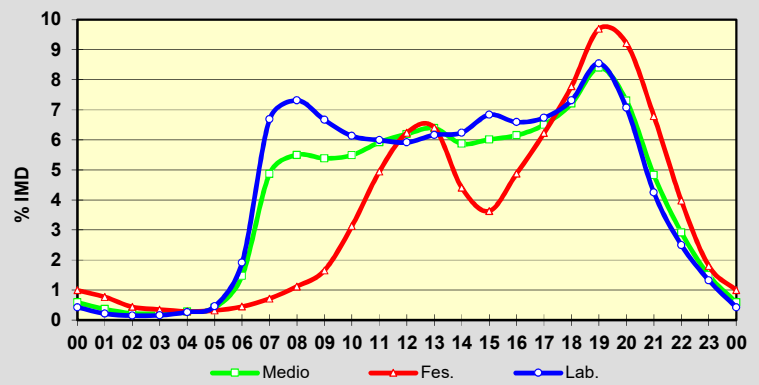
| | I.M.D. | % I.M.D. | % Pes. |
|------|--------|----------|--------|
| I | 8.309 | 88,74 | 8,4 |
| II | 8.239 | 88,00 | 8,8 |
| III | 8.613 | 91,99 | 9,4 |
| IV | 9.319 | 99,53 | 8,3 |
| V | 8.909 | 95,15 | 9,2 |
| VI | 9.633 | 102,88 | 9,3 |
| VII | 10.137 | 108,27 | 8,2 |
| VIII | 11.279 | 120,46 | 7,8 |
| IX | 9.957 | 106,34 | 9,0 |
| X | 9.506 | 101,53 | 9,1 |
| XI | 9.241 | 98,70 | 9,4 |
| XII | 9.133 | 97,54 | 8,2 |

**Semana Media**

| | I.M.D. | % I.M.D. | % Pes. |
|-------|--------|----------|--------|
| Lu | 9.828 | 104,97 | 10,7 |
| Ma | 9.402 | 100,42 | 11,2 |
| Me/Mi | 9.597 | 102,50 | 11,4 |
| Xo/Ju | 9.654 | 103,11 | 11,2 |
| Ve/Vi | 11.094 | 118,49 | 9,9 |
| Sa | 8.360 | 89,29 | 4,4 |
| Do | 8.166 | 87,22 | 2,4 |
| Lab | 9.912 | 105,86 | 10,8 |
| Fes | 8.075 | 86,24 | 2,5 |

**Día Medio**

| | Lab. | Fes. | Medio |
|----|--------------|--------------|--------------|
| 00 | 40 | 93 | 55 |
| 01 | 20 | 72 | 34 |
| 02 | 14 | 41 | 21 |
| 03 | 15 | 33 | 20 |
| 04 | 25 | 27 | 26 |
| 05 | 43 | 30 | 39 |
| 06 | 179 | 42 | 138 |
| 07 | 626 | 67 | 456 |
| 08 | 685 | 105 | 515 |
| 09 | 624 | 155 | 504 |
| 10 | 574 | 293 | 514 |
| 11 | 561 | 463 | 554 |
| 12 | 554 | 584 | 580 |
| 13 | 577 | 600 | 598 |
| 14 | 584 | 413 | 550 |
| 15 | 640 | 340 | 563 |
| 16 | 617 | 457 | 576 |
| 17 | 631 | 583 | 609 |
| 18 | 685 | 729 | 675 |
| 19 | 800 | 908 | 787 |
| 20 | 662 | 863 | 684 |
| 21 | 398 | 636 | 452 |
| 22 | 234 | 372 | 273 |
| 23 | 124 | 169 | 140 |
| | 9.912 | 8.075 | 9.363 |

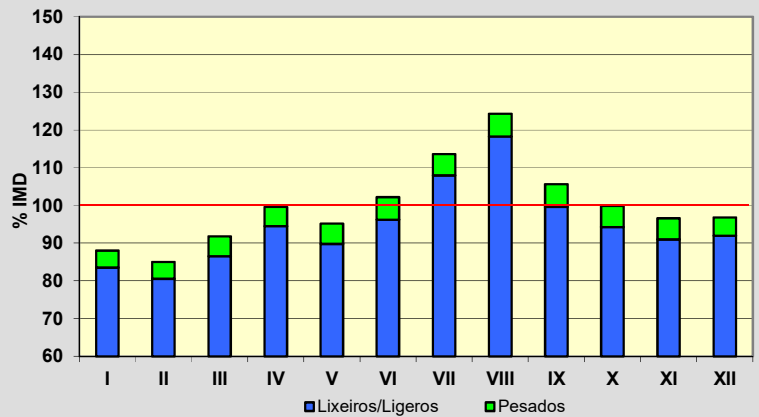


Estación: **AG-55(36)**Tipo: **PER**

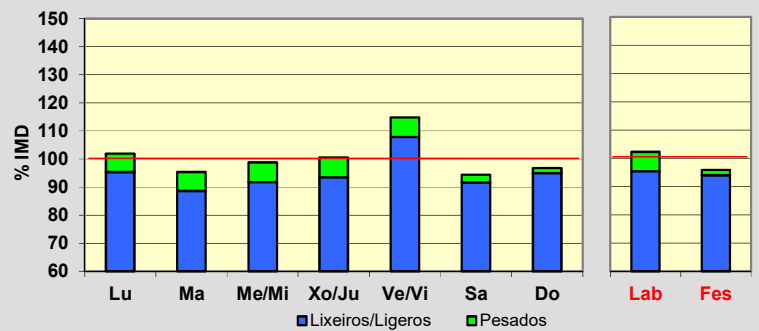
MEMORIA DE AFOROS 2017

Rede/Red: **VAC**IMD: **7.294**Nome/Nombre: **Oca**IMDp: **392** I₃₀: **874**Treito/Tramo: **Enl. Carballo Sur (AC-552) - Enl. Coristanco (DP-2901) % Pes.: 5,4** I₁₅₀: **720****Variación Mensual**

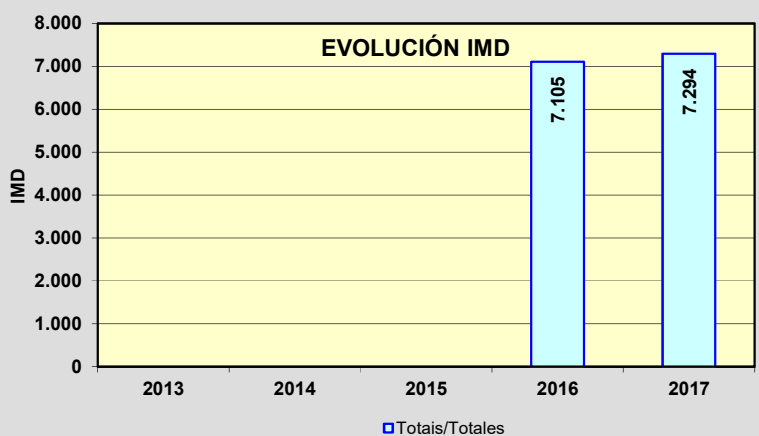
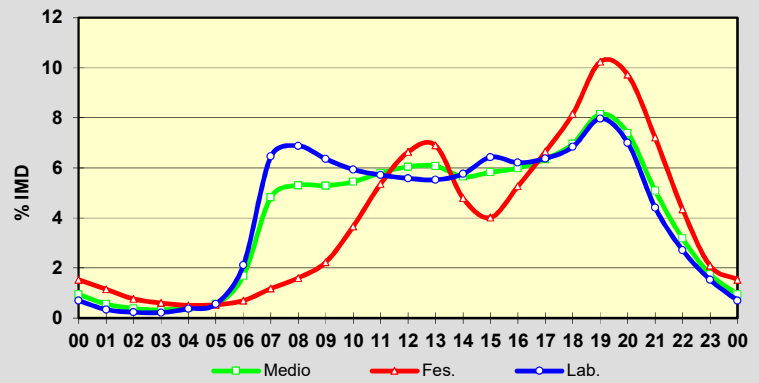
| | I.M.D. | % I.M.D. | % Pes. |
|------|--------|----------|--------|
| I | 6.418 | 87,99 | 5,0 |
| II | 6.204 | 85,06 | 5,3 |
| III | 6.695 | 91,79 | 5,7 |
| IV | 7.265 | 99,60 | 5,1 |
| V | 6.941 | 95,16 | 5,6 |
| VI | 7.455 | 102,21 | 5,8 |
| VII | 8.289 | 113,64 | 5,0 |
| VIII | 9.068 | 124,32 | 4,9 |
| IX | 7.704 | 105,62 | 5,7 |
| X | 7.287 | 99,90 | 5,6 |
| XI | 7.043 | 96,56 | 5,8 |
| XII | 7.061 | 96,81 | 5,0 |

**Semana Media**

| | I.M.D. | % I.M.D. | % Pes. |
|-------|--------|----------|--------|
| Lu | 7.434 | 101,92 | 6,4 |
| Ma | 6.955 | 95,35 | 7,0 |
| Me/Mi | 7.207 | 98,81 | 7,1 |
| Xo/Ju | 7.328 | 100,47 | 6,9 |
| Ve/Vi | 8.379 | 114,88 | 6,1 |
| Sa | 6.885 | 94,39 | 2,9 |
| Do | 7.058 | 96,76 | 1,8 |
| Lab | 7.458 | 102,25 | 6,7 |
| Fes | 6.993 | 95,87 | 1,9 |

**Día Medio**

| | Lab. | Fes. | Medio |
|--------------|--------------|--------------|--------------|
| 00 | 51 | 112 | 69 |
| 01 | 25 | 84 | 41 |
| 02 | 17 | 56 | 28 |
| 03 | 16 | 44 | 24 |
| 04 | 27 | 37 | 30 |
| 05 | 41 | 39 | 41 |
| 06 | 154 | 51 | 123 |
| 07 | 471 | 86 | 352 |
| 08 | 502 | 117 | 387 |
| 09 | 464 | 163 | 386 |
| 10 | 433 | 267 | 397 |
| 11 | 417 | 391 | 423 |
| 12 | 407 | 484 | 441 |
| 13 | 403 | 503 | 443 |
| 14 | 420 | 350 | 412 |
| 15 | 469 | 293 | 425 |
| 16 | 453 | 384 | 437 |
| 17 | 465 | 485 | 463 |
| 18 | 499 | 595 | 508 |
| 19 | 581 | 747 | 594 |
| 20 | 511 | 709 | 539 |
| 21 | 322 | 526 | 371 |
| 22 | 198 | 317 | 232 |
| 23 | 112 | 153 | 128 |
| Total | 7.458 | 6.993 | 7.294 |



Estación: **AG-55(41)**Tipo: **PER**

MEMORIA DE AFOROS 2017

Rede/Red: **VAC**IMD: **6.981**

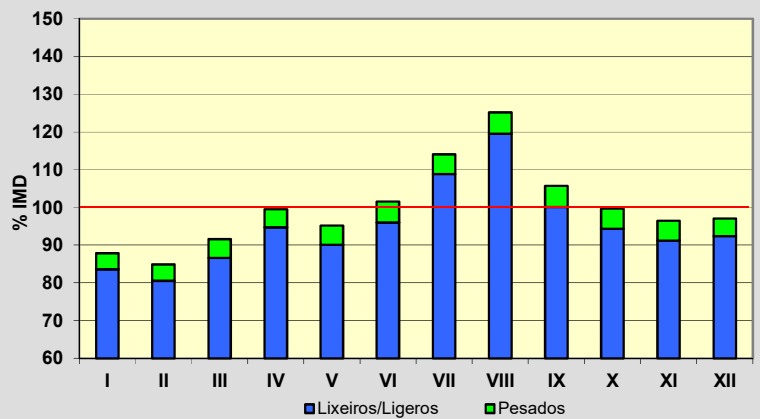
Nome/Nombre:

CoristancoIMDp: **352** I₃₀: **854**

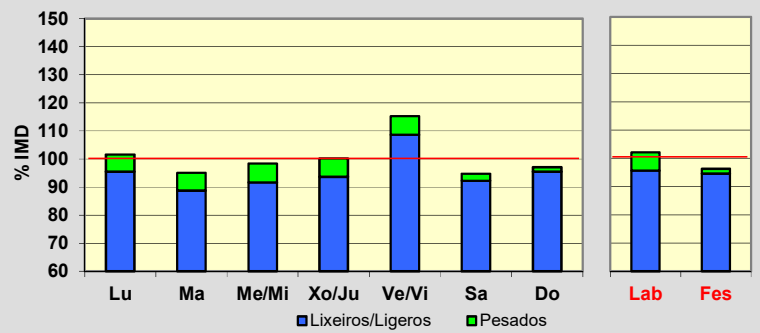
Treito/Tramo:

Enl. Coristanco (DP-2901) - Enl. Agualada (AC-421)% Pes.: **5,0** I₁₅₀: **695****Variación Mensual**

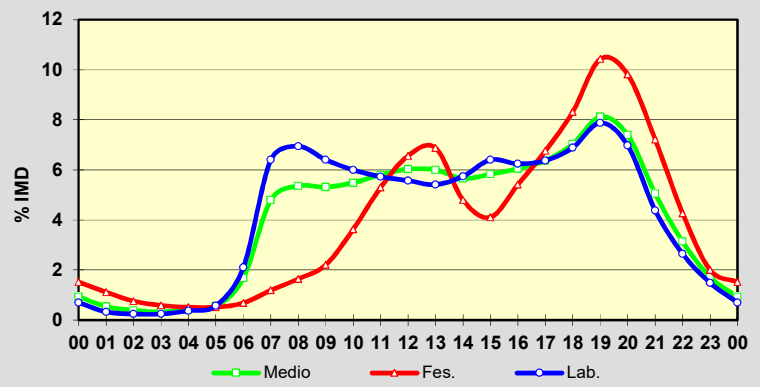
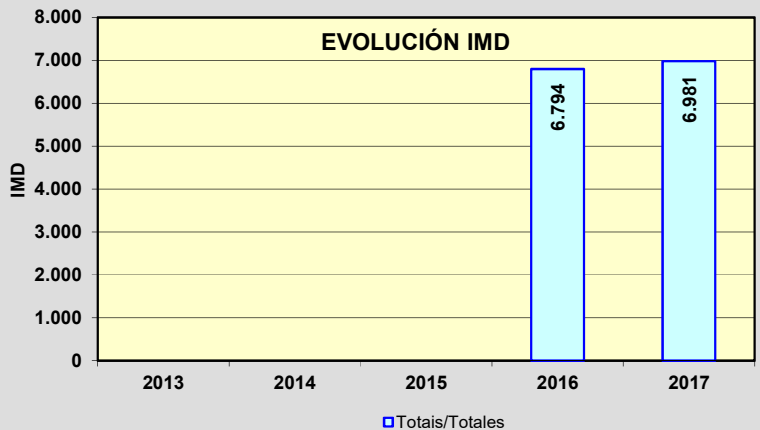
| | I.M.D. | % I.M.D. | % Pes. |
|------|--------|----------|--------|
| I | 6.131 | 87,82 | 4,8 |
| II | 5.923 | 84,84 | 5,0 |
| III | 6.396 | 91,62 | 5,5 |
| IV | 6.949 | 99,54 | 4,8 |
| V | 6.646 | 95,20 | 5,4 |
| VI | 7.087 | 101,52 | 5,4 |
| VII | 7.962 | 114,05 | 4,6 |
| VIII | 8.738 | 125,17 | 4,5 |
| IX | 7.381 | 105,73 | 5,3 |
| X | 6.956 | 99,64 | 5,3 |
| XI | 6.734 | 96,46 | 5,4 |
| XII | 6.777 | 97,08 | 4,8 |

**Semana Media**

| | I.M.D. | % I.M.D. | % Pes. |
|-------|--------|----------|--------|
| Lu | 7.093 | 101,60 | 6,0 |
| Ma | 6.639 | 95,10 | 6,7 |
| Me/Mi | 6.868 | 98,38 | 6,8 |
| Xo/Ju | 6.995 | 100,20 | 6,5 |
| Ve/Vi | 8.046 | 115,26 | 5,8 |
| Sa | 6.619 | 94,81 | 2,6 |
| Do | 6.778 | 97,09 | 1,7 |
| Lab | 7.126 | 102,08 | 6,3 |
| Fes | 6.719 | 96,25 | 1,8 |

**Día Medio**

| | Lab. | Fes. | Medio |
|----|--------------|--------------|--------------|
| 00 | 49 | 106 | 65 |
| 01 | 23 | 78 | 38 |
| 02 | 17 | 53 | 27 |
| 03 | 17 | 41 | 23 |
| 04 | 26 | 36 | 29 |
| 05 | 40 | 36 | 39 |
| 06 | 147 | 48 | 117 |
| 07 | 447 | 83 | 335 |
| 08 | 485 | 115 | 374 |
| 09 | 447 | 154 | 371 |
| 10 | 419 | 253 | 383 |
| 11 | 400 | 370 | 405 |
| 12 | 389 | 458 | 421 |
| 13 | 378 | 480 | 419 |
| 14 | 401 | 335 | 395 |
| 15 | 447 | 287 | 407 |
| 16 | 436 | 378 | 422 |
| 17 | 445 | 472 | 445 |
| 18 | 481 | 581 | 491 |
| 19 | 550 | 728 | 567 |
| 20 | 487 | 685 | 516 |
| 21 | 306 | 504 | 353 |
| 22 | 185 | 298 | 219 |
| 23 | 104 | 140 | 120 |
| | 7.126 | 6.719 | 6.981 |

**EVOLUCIÓN IMD**

Estación: **AG-55(46)**Tipo: **PER****MEMORIA DE AFOROS 2017**Rede/Red: **VAC**IMD: **6.603**

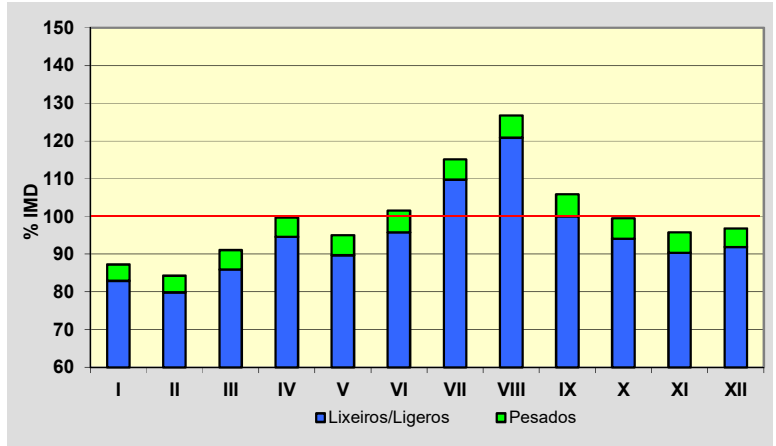
Nome/Nombre:

AgaladaIMDp: **347** I₃₀: **818**

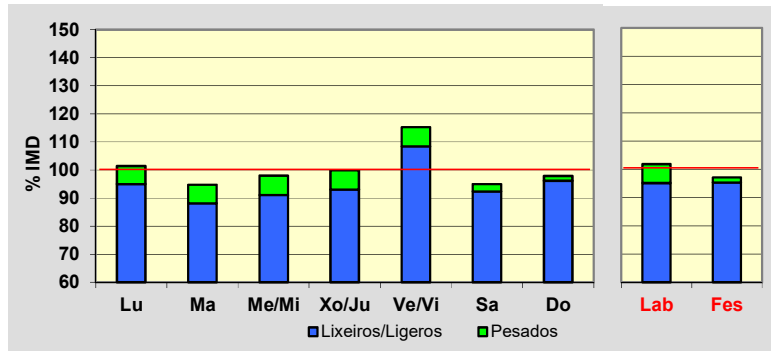
Treito/Tramo:

Enl. Agalada (AC-421) - Enl. Rempenín (AC-552) % Pes.:I₁₅₀: **663****Variación Mensual**

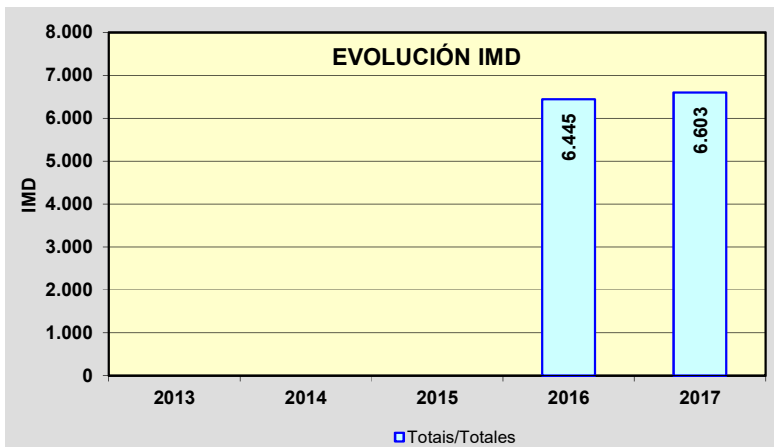
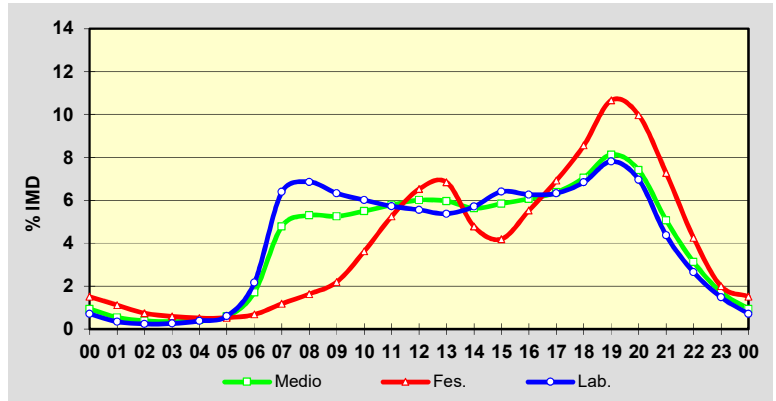
| | I.M.D. | % I.M.D. | % Pes. |
|------|--------|----------|--------|
| I | 5.762 | 87,26 | 4,9 |
| II | 5.564 | 84,26 | 5,2 |
| III | 6.015 | 91,09 | 5,7 |
| IV | 6.581 | 99,67 | 5,1 |
| V | 6.274 | 95,02 | 5,6 |
| VI | 6.702 | 101,50 | 5,6 |
| VII | 7.602 | 115,13 | 4,7 |
| VIII | 8.371 | 126,78 | 4,7 |
| IX | 6.989 | 105,85 | 5,5 |
| X | 6.571 | 99,52 | 5,5 |
| XI | 6.326 | 95,80 | 5,7 |
| XII | 6.391 | 96,79 | 5,1 |

**Semana Media**

| | I.M.D. | % I.M.D. | % Pes. |
|-------|--------|----------|--------|
| Lu | 6.693 | 101,36 | 6,3 |
| Ma | 6.259 | 94,79 | 7,0 |
| Me/Mi | 6.471 | 98,00 | 7,1 |
| Xo/Ju | 6.596 | 99,89 | 6,8 |
| Ve/Vi | 7.608 | 115,22 | 5,9 |
| Sa | 6.274 | 95,02 | 2,8 |
| Do | 6.463 | 97,88 | 1,7 |
| Lab | 6.723 | 101,82 | 6,6 |
| Fes | 6.411 | 97,09 | 1,8 |

**Día Medio**

| | Lab. | Fes. | Medio |
|----|--------------|--------------|--------------|
| 00 | 47 | 100 | 62 |
| 01 | 23 | 74 | 36 |
| 02 | 16 | 49 | 26 |
| 03 | 17 | 39 | 23 |
| 04 | 25 | 34 | 28 |
| 05 | 40 | 35 | 39 |
| 06 | 143 | 45 | 113 |
| 07 | 422 | 78 | 316 |
| 08 | 453 | 108 | 350 |
| 09 | 418 | 145 | 347 |
| 10 | 397 | 239 | 363 |
| 11 | 378 | 347 | 382 |
| 12 | 367 | 431 | 397 |
| 13 | 355 | 452 | 394 |
| 14 | 377 | 316 | 372 |
| 15 | 423 | 277 | 386 |
| 16 | 414 | 365 | 401 |
| 17 | 418 | 457 | 421 |
| 18 | 452 | 565 | 466 |
| 19 | 516 | 704 | 537 |
| 20 | 460 | 658 | 489 |
| 21 | 289 | 480 | 335 |
| 22 | 175 | 281 | 206 |
| 23 | 98 | 132 | 114 |
| | 6.723 | 6.411 | 6.603 |

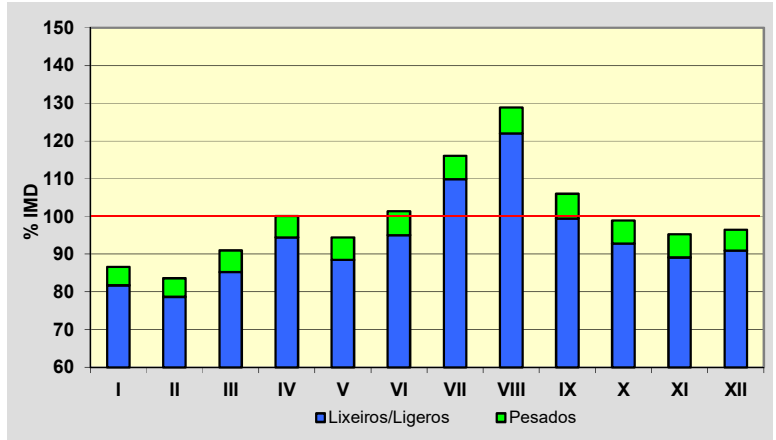


Estación: **AG-55(50)**Tipo: **PER**

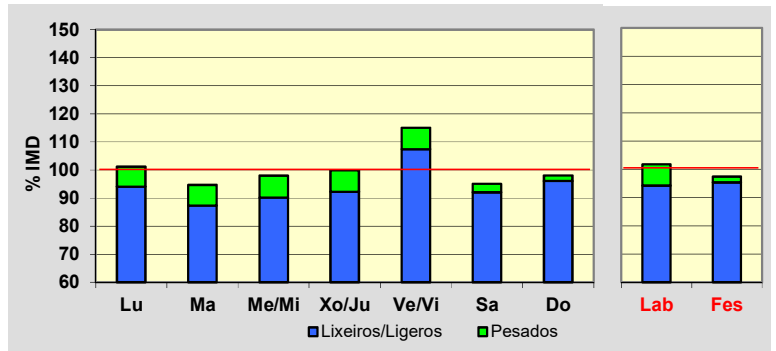
MEMORIA DE AFOROS 2017

Rede/Red: **VAC**IMD: **6.257**Nome/Nombre: **Nantón**IMDp: **369** I₃₀: **788**Treito/Tramo: **Enl. Rempenín (AC-552) - Enl. Nantón (AC-552)**% Pes.: **5,9** I₁₅₀: **634****Variación Mensual**

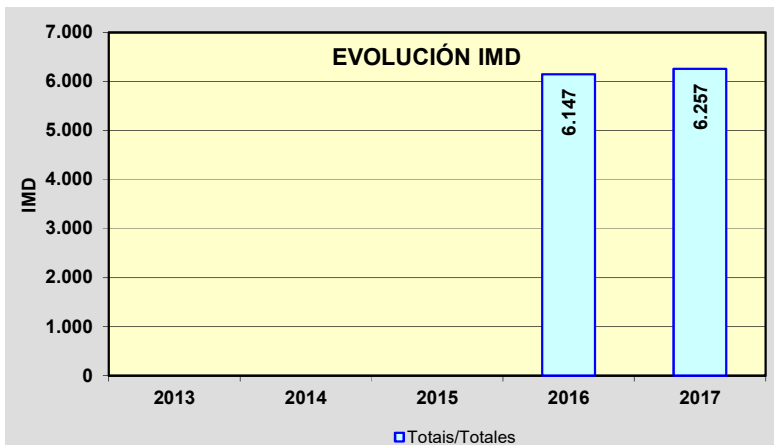
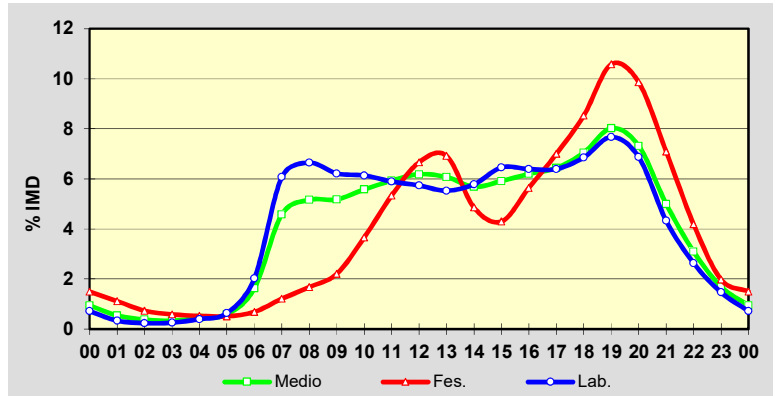
| | I.M.D. | % I.M.D. | % Pes. |
|------|--------|----------|--------|
| I | 5.416 | 86,56 | 5,5 |
| II | 5.229 | 83,57 | 5,9 |
| III | 5.693 | 90,99 | 6,3 |
| IV | 6.264 | 100,11 | 5,7 |
| V | 5.910 | 94,45 | 6,3 |
| VI | 6.344 | 101,39 | 6,3 |
| VII | 7.264 | 116,09 | 5,3 |
| VIII | 8.061 | 128,83 | 5,3 |
| IX | 6.632 | 105,99 | 6,2 |
| X | 6.188 | 98,90 | 6,1 |
| XI | 5.958 | 95,22 | 6,4 |
| XII | 6.034 | 96,44 | 5,7 |

**Semana Media**

| | I.M.D. | % I.M.D. | % Pes. |
|-------|--------|----------|--------|
| Lu | 6.333 | 101,21 | 7,0 |
| Ma | 5.923 | 94,66 | 7,7 |
| Me/Mi | 6.130 | 97,97 | 8,0 |
| Xo/Ju | 6.250 | 99,89 | 7,6 |
| Ve/Vi | 7.201 | 115,09 | 6,7 |
| Sa | 5.949 | 95,08 | 3,1 |
| Do | 6.134 | 98,03 | 2,0 |
| Lab | 6.365 | 101,73 | 7,4 |
| Fes | 6.094 | 97,39 | 2,1 |

**Día Medio**

| | Lab. | Fes. | Medio |
|----|--------------|--------------|--------------|
| 00 | 45 | 94 | 59 |
| 01 | 21 | 70 | 34 |
| 02 | 15 | 46 | 24 |
| 03 | 16 | 37 | 21 |
| 04 | 25 | 33 | 28 |
| 05 | 40 | 32 | 37 |
| 06 | 127 | 43 | 102 |
| 07 | 380 | 76 | 287 |
| 08 | 416 | 105 | 323 |
| 09 | 389 | 138 | 324 |
| 10 | 384 | 229 | 349 |
| 11 | 369 | 334 | 371 |
| 12 | 359 | 417 | 387 |
| 13 | 346 | 433 | 380 |
| 14 | 362 | 304 | 356 |
| 15 | 404 | 269 | 370 |
| 16 | 400 | 353 | 388 |
| 17 | 400 | 438 | 403 |
| 18 | 429 | 534 | 441 |
| 19 | 480 | 662 | 502 |
| 20 | 430 | 617 | 458 |
| 21 | 271 | 444 | 313 |
| 22 | 165 | 262 | 194 |
| 23 | 92 | 124 | 106 |
| | 6.365 | 6.094 | 6.257 |



Estación: **AG-55(54)**Tipo: **PER****MEMORIA DE AFOROS 2017**Rede/Red: **VAC**IMD: **6.227**

Nome/Nombre:

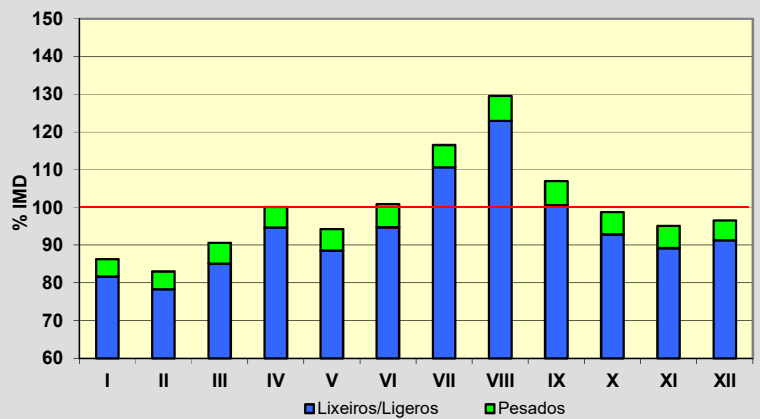
Anos

IMDp: **353** I₃₀: **784**

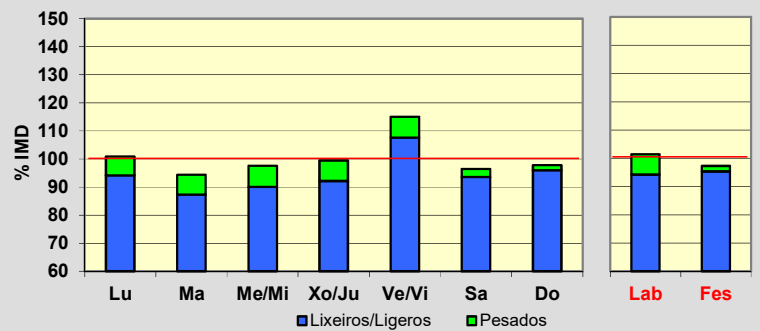
Treito/Tramo:

Enl. Nantón (AC-552) - Enl. Baio Leste (AC-552)% Pes.: **5,7** I₁₅₀: **636****Variación Mensual**

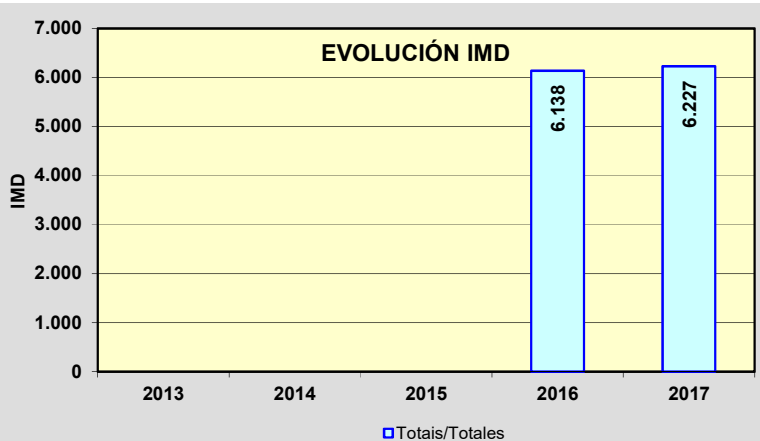
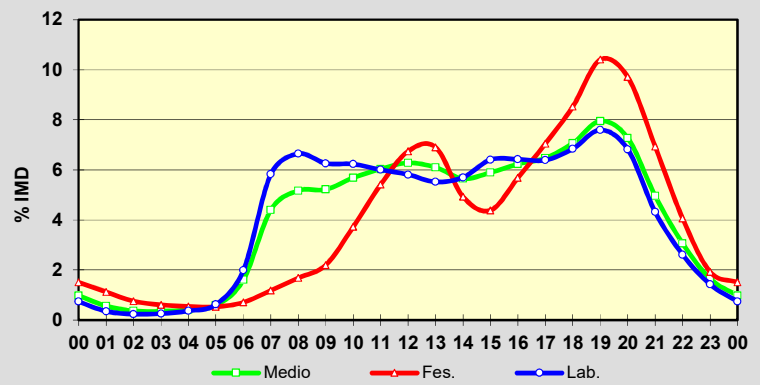
| | I.M.D. | % I.M.D. | % Pes. |
|------|--------|----------|--------|
| I | 5.374 | 86,30 | 5,4 |
| II | 5.167 | 82,98 | 5,6 |
| III | 5.644 | 90,64 | 6,1 |
| IV | 6.232 | 100,08 | 5,4 |
| V | 5.869 | 94,25 | 6,1 |
| VI | 6.278 | 100,82 | 6,1 |
| VII | 7.256 | 116,52 | 5,1 |
| VIII | 8.066 | 129,53 | 5,1 |
| IX | 6.659 | 106,94 | 5,9 |
| X | 6.148 | 98,73 | 6,0 |
| XI | 5.920 | 95,07 | 6,2 |
| XII | 6.011 | 96,53 | 5,4 |

**Semana Media**

| | I.M.D. | % I.M.D. | % Pes. |
|-------|--------|----------|--------|
| Lu | 6.283 | 100,90 | 6,7 |
| Ma | 5.878 | 94,40 | 7,5 |
| Me/Mi | 6.079 | 97,62 | 7,7 |
| Xo/Ju | 6.193 | 99,45 | 7,4 |
| Ve/Vi | 7.163 | 115,03 | 6,5 |
| Sa | 6.007 | 96,47 | 3,0 |
| Do | 6.090 | 97,80 | 1,9 |
| Lab | 6.317 | 101,45 | 7,1 |
| Fes | 6.057 | 97,27 | 2,0 |

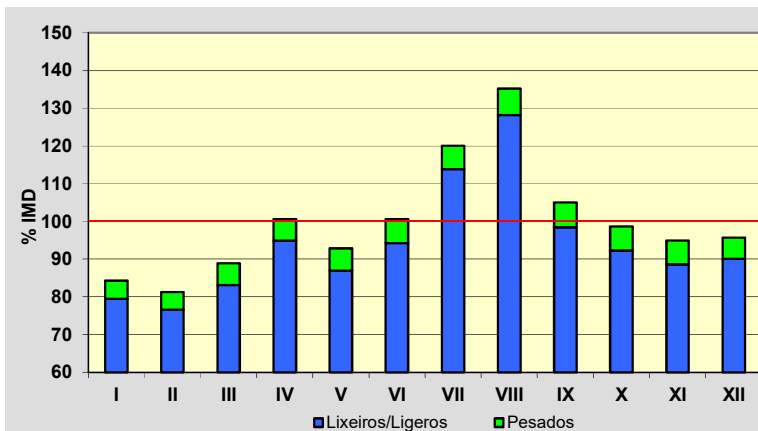
**Día Medio**

| | Lab. | Fes. | Medio |
|----|--------------|--------------|--------------|
| 00 | 46 | 94 | 61 |
| 01 | 22 | 70 | 35 |
| 02 | 15 | 47 | 23 |
| 03 | 16 | 38 | 22 |
| 04 | 23 | 34 | 26 |
| 05 | 39 | 33 | 37 |
| 06 | 124 | 44 | 100 |
| 07 | 363 | 74 | 274 |
| 08 | 414 | 105 | 322 |
| 09 | 390 | 137 | 325 |
| 10 | 388 | 232 | 354 |
| 11 | 374 | 337 | 376 |
| 12 | 362 | 420 | 391 |
| 13 | 344 | 430 | 380 |
| 14 | 355 | 307 | 352 |
| 15 | 399 | 273 | 367 |
| 16 | 400 | 354 | 388 |
| 17 | 398 | 439 | 403 |
| 18 | 426 | 531 | 440 |
| 19 | 473 | 648 | 495 |
| 20 | 425 | 605 | 453 |
| 21 | 269 | 432 | 309 |
| 22 | 163 | 253 | 191 |
| 23 | 89 | 120 | 103 |
| | 6.317 | 6.057 | 6.227 |

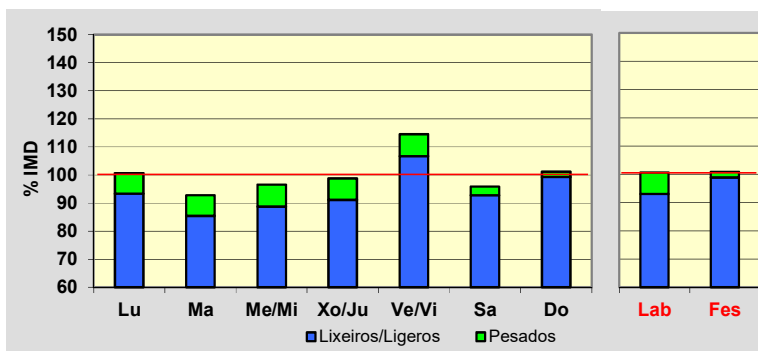


Estación: **AG-55(59)**Tipo: **PER****MEMORIA DE AFOROS 2017**Rede/Red: **VAC**IMD: **5.248**Nome/Nombre: **Baio Este**IMDp: **312** I₃₀: **703**Treito/Tramo: **Enl. Baio Leste (AC-552) - Enl. Baio Norte (AC-430)**% Pes.: **5,9** I₁₅₀: **556****Variación Mensual**

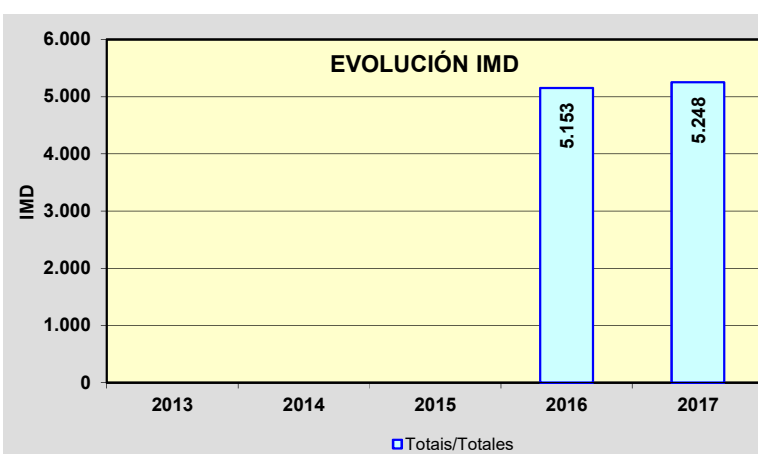
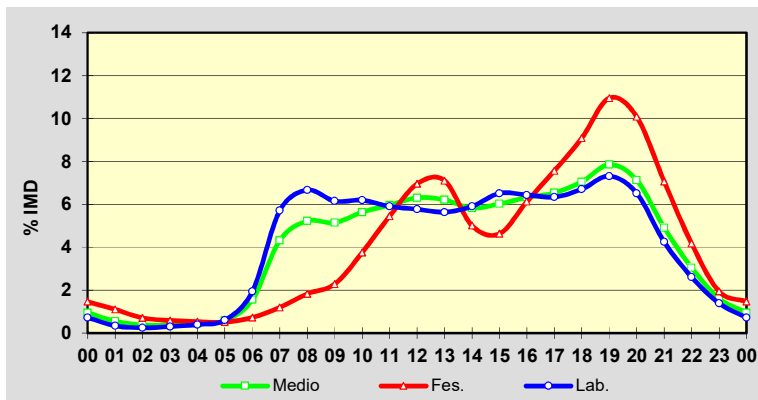
| | I.M.D. | % I.M.D. | % Pes. |
|------|--------|----------|--------|
| I | 4.423 | 84,28 | 5,7 |
| II | 4.268 | 81,33 | 5,9 |
| III | 4.664 | 88,87 | 6,4 |
| IV | 5.280 | 100,61 | 5,6 |
| V | 4.872 | 92,84 | 6,3 |
| VI | 5.280 | 100,61 | 6,3 |
| VII | 6.300 | 120,05 | 5,2 |
| VIII | 7.096 | 135,21 | 5,2 |
| IX | 5.513 | 105,05 | 6,3 |
| X | 5.180 | 98,70 | 6,5 |
| XI | 4.982 | 94,93 | 6,6 |
| XII | 5.022 | 95,69 | 5,9 |

**Semana Media**

| | I.M.D. | % I.M.D. | % Pes. |
|-------|--------|----------|--------|
| Lu | 5.285 | 100,71 | 7,3 |
| Ma | 4.870 | 92,80 | 7,9 |
| Me/Mi | 5.068 | 96,57 | 8,1 |
| Xo/Ju | 5.184 | 98,78 | 7,8 |
| Ve/Vi | 6.009 | 114,50 | 6,8 |
| Sa | 5.030 | 95,85 | 3,2 |
| Do | 5.311 | 101,20 | 1,8 |
| Lab | 5.281 | 100,63 | 7,6 |
| Fes | 5.294 | 100,88 | 2,0 |

**Día Medio**

| | Lab. | Fes. | Medio |
|----|--------------|--------------|--------------|
| 00 | 38 | 77 | 50 |
| 01 | 18 | 58 | 29 |
| 02 | 13 | 37 | 20 |
| 03 | 16 | 31 | 20 |
| 04 | 21 | 28 | 23 |
| 05 | 32 | 27 | 31 |
| 06 | 102 | 38 | 82 |
| 07 | 300 | 63 | 227 |
| 08 | 350 | 96 | 274 |
| 09 | 323 | 120 | 270 |
| 10 | 325 | 197 | 296 |
| 11 | 310 | 286 | 313 |
| 12 | 303 | 365 | 331 |
| 13 | 296 | 373 | 326 |
| 14 | 310 | 263 | 306 |
| 15 | 342 | 243 | 316 |
| 16 | 338 | 322 | 332 |
| 17 | 333 | 397 | 343 |
| 18 | 352 | 477 | 370 |
| 19 | 384 | 575 | 412 |
| 20 | 342 | 529 | 374 |
| 21 | 223 | 371 | 258 |
| 22 | 137 | 219 | 160 |
| 23 | 73 | 102 | 85 |
| | 5.281 | 5.294 | 5.248 |



Estación: **AG-56(1)**Tipo: **PER****MEMORIA DE AFOROS 2017**Rede/Red: **VAC**IMD: **30.140**

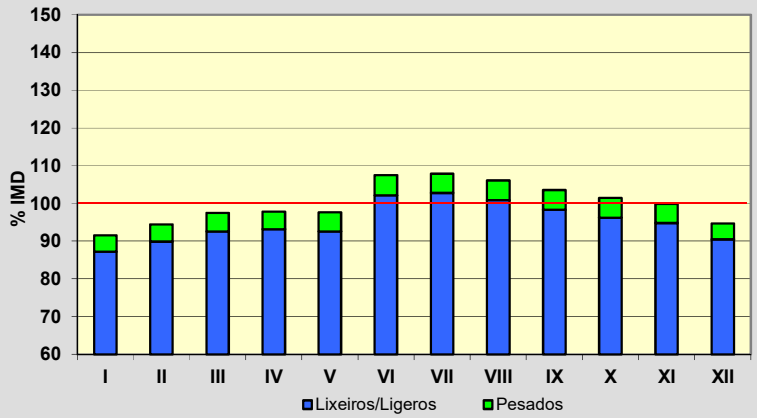
Nome/Nombre:

Pardiñas Leste (AG-56)IMDp: **1.476** I₃₀: **2.871**

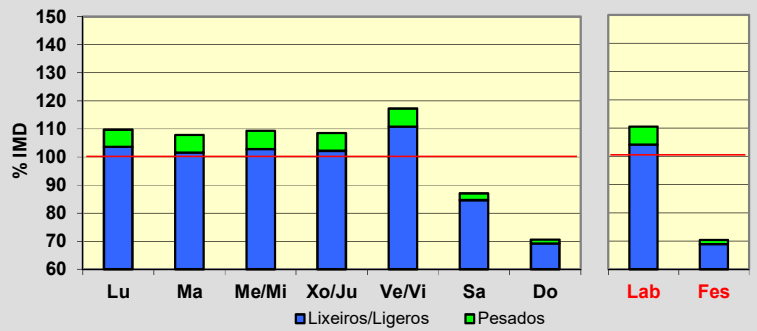
Treito/Tramo:

A Rocha (SC-20) - Enl. Pardiñas (AC-522)% Pes.: **4,9** I₁₅₀: **2.683****Variación Mensual**

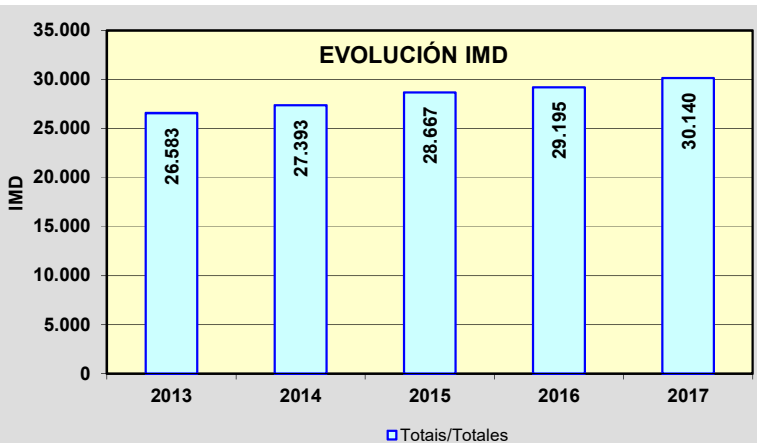
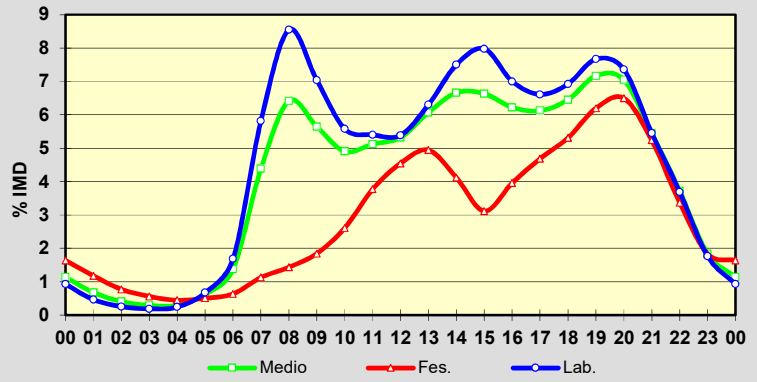
| | I.M.D. | % I.M.D. | % Pes. |
|------|--------|----------|--------|
| I | 27.588 | 91,53 | 4,7 |
| II | 28.457 | 94,42 | 4,8 |
| III | 29.384 | 97,49 | 5,1 |
| IV | 29.465 | 97,76 | 4,7 |
| V | 29.419 | 97,61 | 5,2 |
| VI | 32.406 | 107,52 | 5,0 |
| VII | 32.502 | 107,84 | 4,7 |
| VIII | 31.981 | 106,11 | 4,9 |
| IX | 31.213 | 103,56 | 5,1 |
| X | 30.566 | 101,41 | 5,1 |
| XI | 30.094 | 99,85 | 5,1 |
| XII | 28.532 | 94,66 | 4,5 |

**Semana Media**

| | I.M.D. | % I.M.D. | % Pes. |
|-------|--------|----------|--------|
| Lu | 33.067 | 109,71 | 5,6 |
| Ma | 32.483 | 107,77 | 5,8 |
| Me/Mi | 32.939 | 109,29 | 5,9 |
| Xo/Ju | 32.706 | 108,51 | 5,9 |
| Ve/Vi | 35.353 | 117,30 | 5,5 |
| Sa | 26.234 | 87,04 | 2,8 |
| Do | 21.277 | 70,59 | 2,0 |
| Lab | 33.303 | 110,49 | 5,7 |
| Fes | 21.200 | 70,34 | 2,1 |

**Día Medio**

| | Lab. | Fes. | Medio |
|--------------|---------------|---------------|---------------|
| 00 | 279 | 494 | 343 |
| 01 | 140 | 355 | 204 |
| 02 | 77 | 233 | 123 |
| 03 | 57 | 169 | 88 |
| 04 | 73 | 134 | 89 |
| 05 | 203 | 152 | 188 |
| 06 | 508 | 192 | 415 |
| 07 | 1.754 | 340 | 1.322 |
| 08 | 2.577 | 432 | 1.934 |
| 09 | 2.123 | 556 | 1.702 |
| 10 | 1.682 | 786 | 1.478 |
| 11 | 1.629 | 1.137 | 1.544 |
| 12 | 1.624 | 1.370 | 1.604 |
| 13 | 1.900 | 1.490 | 1.829 |
| 14 | 2.261 | 1.241 | 2.008 |
| 15 | 2.405 | 939 | 2.000 |
| 16 | 2.110 | 1.193 | 1.876 |
| 17 | 1.993 | 1.413 | 1.846 |
| 18 | 2.087 | 1.600 | 1.945 |
| 19 | 2.312 | 1.868 | 2.160 |
| 20 | 2.219 | 1.958 | 2.124 |
| 21 | 1.644 | 1.579 | 1.642 |
| 22 | 1.113 | 1.016 | 1.121 |
| 23 | 533 | 553 | 555 |
| Total | 33.303 | 21.200 | 30.140 |



Estación: **AG-56(3)**Tipo: **PER****MEMORIA DE AFOROS 2017**Rede/Red: **VAC**IMD: **30.710**

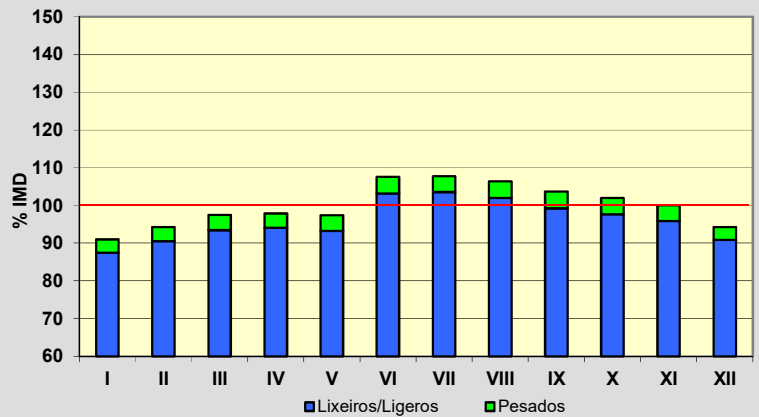
Nome/Nombre:

Pardiñas Oeste (AG-56)IMDp: **1.251** I₃₀: **2.919**

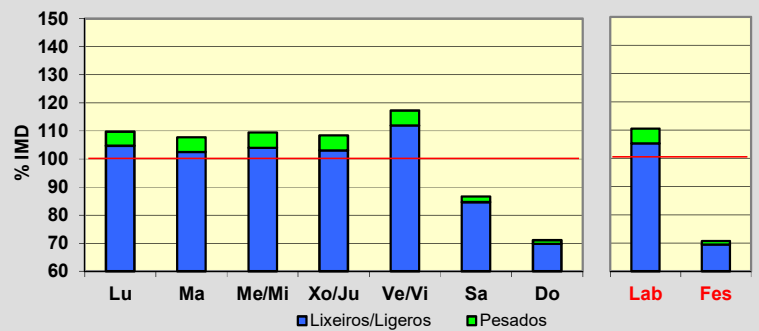
Treito/Tramo:

Enl. Pardiñas (AC-522) - Enl. Bertamiráns este (AC-543)% Pes.: **4,1** I₁₅₀: **2.724****Variación Mensual**

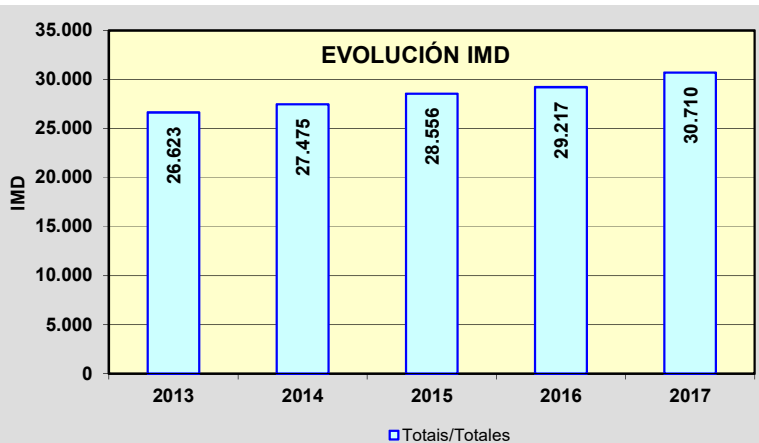
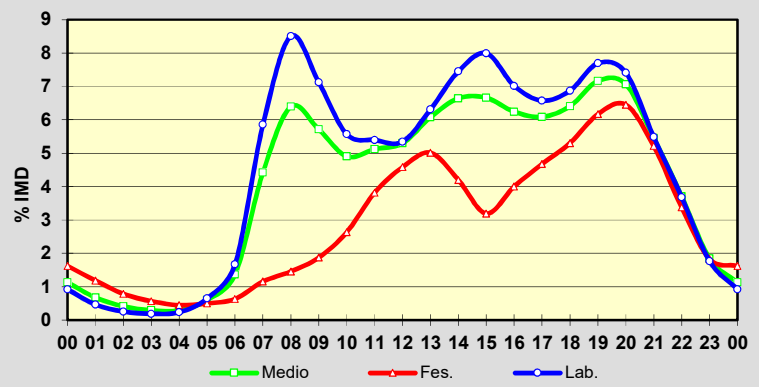
| | I.M.D. | % I.M.D. | % Pes. |
|------|--------|----------|--------|
| I | 27.946 | 91,00 | 3,9 |
| II | 28.951 | 94,27 | 4,0 |
| III | 29.949 | 97,52 | 4,2 |
| IV | 30.060 | 97,88 | 3,9 |
| V | 29.907 | 97,39 | 4,3 |
| VI | 33.042 | 107,59 | 4,1 |
| VII | 33.074 | 107,70 | 3,9 |
| VIII | 32.665 | 106,37 | 4,2 |
| IX | 31.835 | 103,66 | 4,3 |
| X | 31.319 | 101,98 | 4,2 |
| XI | 30.730 | 100,07 | 4,2 |
| XII | 28.960 | 94,30 | 3,7 |

**Semana Media**

| | I.M.D. | % I.M.D. | % Pes. |
|-------|--------|----------|--------|
| Lu | 33.694 | 109,72 | 4,6 |
| Ma | 33.069 | 107,68 | 4,8 |
| Me/Mi | 33.598 | 109,40 | 4,9 |
| Xo/Ju | 33.289 | 108,40 | 4,8 |
| Ve/Vi | 36.021 | 117,29 | 4,6 |
| Sa | 26.617 | 86,67 | 2,4 |
| Do | 21.815 | 71,04 | 1,7 |
| Lab | 33.927 | 110,48 | 4,7 |
| Fes | 21.708 | 70,69 | 1,8 |

**Día Medio**

| | Lab. | Fes. | Medio |
|--------------|---------------|---------------|---------------|
| 00 | 283 | 498 | 347 |
| 01 | 143 | 364 | 208 |
| 02 | 79 | 241 | 127 |
| 03 | 58 | 174 | 90 |
| 04 | 73 | 137 | 90 |
| 05 | 200 | 153 | 185 |
| 06 | 514 | 195 | 421 |
| 07 | 1.799 | 355 | 1.358 |
| 08 | 2.613 | 447 | 1.964 |
| 09 | 2.188 | 575 | 1.755 |
| 10 | 1.711 | 809 | 1.506 |
| 11 | 1.657 | 1.173 | 1.573 |
| 12 | 1.642 | 1.407 | 1.627 |
| 13 | 1.938 | 1.540 | 1.866 |
| 14 | 2.289 | 1.289 | 2.040 |
| 15 | 2.455 | 980 | 2.046 |
| 16 | 2.155 | 1.230 | 1.917 |
| 17 | 2.020 | 1.436 | 1.870 |
| 18 | 2.111 | 1.629 | 1.968 |
| 19 | 2.364 | 1.895 | 2.201 |
| 20 | 2.276 | 1.981 | 2.169 |
| 21 | 1.685 | 1.601 | 1.676 |
| 22 | 1.131 | 1.037 | 1.139 |
| 23 | 543 | 562 | 567 |
| Total | 33.927 | 21.708 | 30.710 |



Estación: **AG-56(6)**Tipo: **PER**

MEMORIA DE AFOROS 2017

Rede/Red: **VAC**IMD: **25.145**

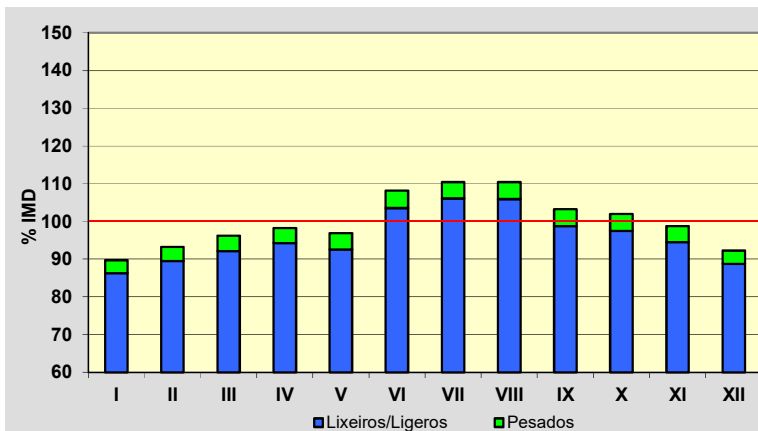
Nome/Nombre:

Bertamiráns Norte (AG-56)IMDp: **1.044** I₃₀: **2.471**

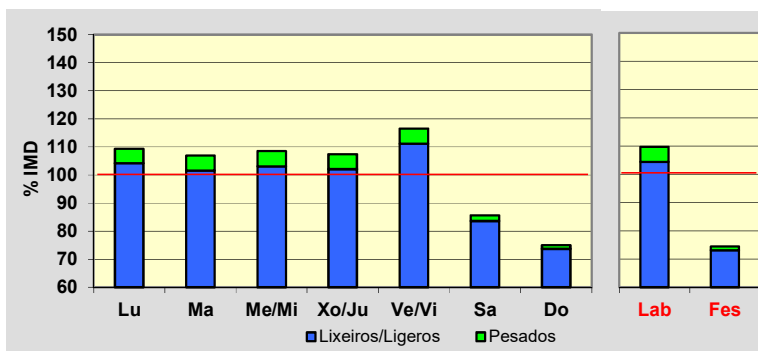
Treito/Tramo:

Enl. Bertamiráns este (AC-543) - Enl. Bertamiráns norte% Pes.: **4,2** I₁₅₀: **2.304****Variación Mensual**

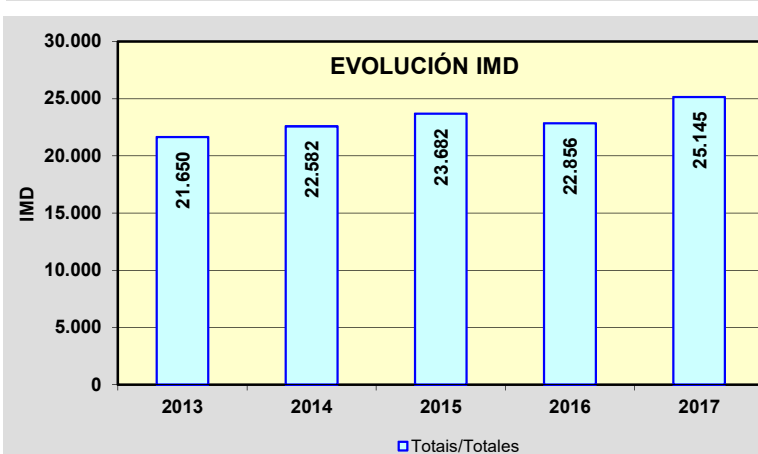
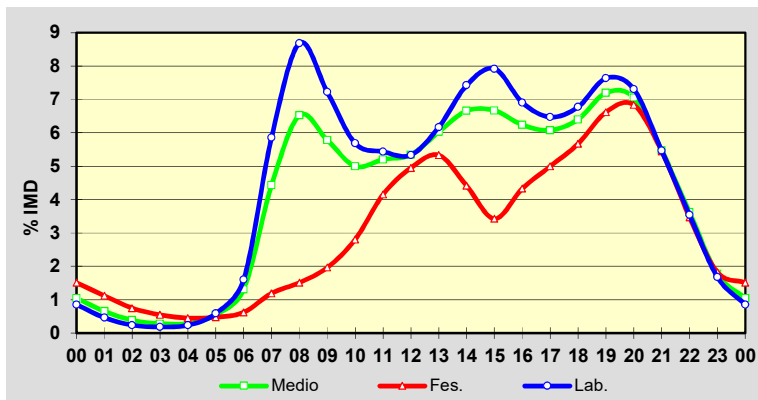
| | I.M.D. | % I.M.D. | % Pes. |
|------|--------|----------|--------|
| I | 22.566 | 89,74 | 3,9 |
| II | 23.443 | 93,23 | 4,0 |
| III | 24.189 | 96,20 | 4,2 |
| IV | 24.705 | 98,25 | 4,0 |
| V | 24.368 | 96,91 | 4,5 |
| VI | 27.202 | 108,18 | 4,3 |
| VII | 27.770 | 110,44 | 3,9 |
| VIII | 27.765 | 110,42 | 4,1 |
| IX | 25.966 | 103,27 | 4,4 |
| X | 25.635 | 101,95 | 4,4 |
| XI | 24.832 | 98,76 | 4,3 |
| XII | 23.205 | 92,28 | 3,8 |

**Semana Media**

| | I.M.D. | % I.M.D. | % Pes. |
|-------|--------|----------|--------|
| Lu | 27.498 | 109,36 | 4,7 |
| Ma | 26.876 | 106,88 | 4,9 |
| Me/Mi | 27.297 | 108,56 | 5,1 |
| Xo/Ju | 27.000 | 107,38 | 5,0 |
| Ve/Vi | 29.297 | 116,51 | 4,7 |
| Sa | 21.536 | 85,65 | 2,4 |
| Do | 18.854 | 74,98 | 1,7 |
| Lab | 27.588 | 109,72 | 4,9 |
| Fes | 18.713 | 74,42 | 1,8 |

**Día Medio**

| | Lab. | Fes. | Medio |
|----|---------------|---------------|---------------|
| 00 | 215 | 380 | 264 |
| 01 | 116 | 282 | 165 |
| 02 | 60 | 188 | 97 |
| 03 | 46 | 138 | 71 |
| 04 | 60 | 113 | 73 |
| 05 | 149 | 120 | 139 |
| 06 | 403 | 156 | 329 |
| 07 | 1.474 | 300 | 1.114 |
| 08 | 2.184 | 380 | 1.640 |
| 09 | 1.816 | 494 | 1.453 |
| 10 | 1.430 | 705 | 1.257 |
| 11 | 1.367 | 1.044 | 1.308 |
| 12 | 1.342 | 1.244 | 1.344 |
| 13 | 1.552 | 1.341 | 1.516 |
| 14 | 1.867 | 1.110 | 1.674 |
| 15 | 1.992 | 861 | 1.677 |
| 16 | 1.737 | 1.089 | 1.569 |
| 17 | 1.628 | 1.257 | 1.529 |
| 18 | 1.704 | 1.426 | 1.610 |
| 19 | 1.920 | 1.664 | 1.810 |
| 20 | 1.838 | 1.719 | 1.774 |
| 21 | 1.375 | 1.370 | 1.377 |
| 22 | 891 | 873 | 910 |
| 23 | 422 | 459 | 445 |
| | 27.588 | 18.713 | 25.145 |



Estación: **AG-56(9)**Tipo: **PER****MEMORIA DE AFOROS 2017**Rede/Red: **VAC**IMD: **16.797**

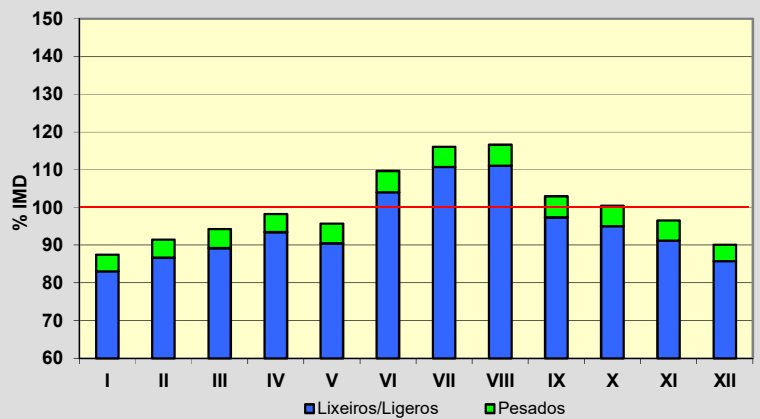
Nome/Nombre:

Brión Leste (AG-56)IMDp: **859** I₃₀: **1.736**

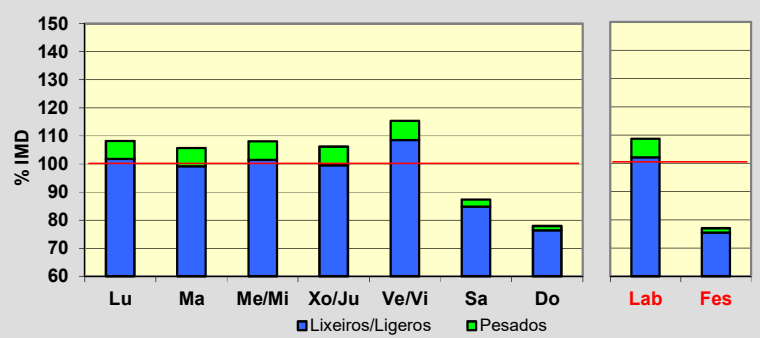
Treito/Tramo:

Enl. Bertamiráns norte - Enl. Brión (AC-451)% Pes.: **5,1** I₁₅₀: **1.541****Variación Mensual**

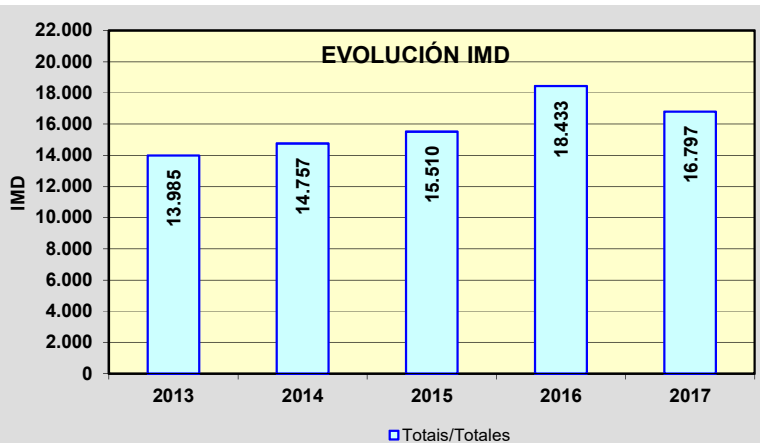
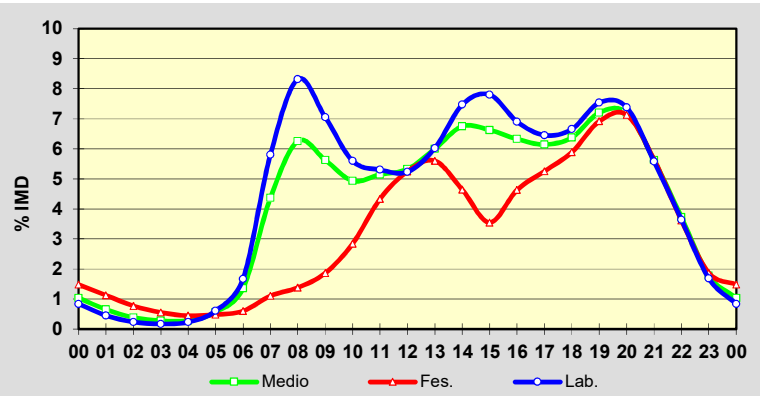
| | I.M.D. | % I.M.D. | % Pes. |
|------|--------|----------|--------|
| I | 14.691 | 87,46 | 5,0 |
| II | 15.358 | 91,43 | 5,2 |
| III | 15.837 | 94,28 | 5,4 |
| IV | 16.495 | 98,20 | 4,8 |
| V | 16.074 | 95,70 | 5,4 |
| VI | 18.415 | 109,63 | 5,2 |
| VII | 19.501 | 116,10 | 4,6 |
| VIII | 19.586 | 116,60 | 4,7 |
| IX | 17.294 | 102,96 | 5,5 |
| X | 16.861 | 100,38 | 5,3 |
| XI | 16.217 | 96,55 | 5,5 |
| XII | 15.135 | 90,11 | 4,8 |

**Semana Media**

| | I.M.D. | % I.M.D. | % Pes. |
|-------|--------|----------|--------|
| Lu | 18.176 | 108,21 | 5,9 |
| Ma | 17.752 | 105,69 | 6,1 |
| Me/Mi | 18.156 | 108,09 | 6,1 |
| Xo/Ju | 17.835 | 106,18 | 6,2 |
| Ve/Vi | 19.377 | 115,36 | 5,9 |
| Sa | 14.675 | 87,37 | 2,8 |
| Do | 13.086 | 77,91 | 2,0 |
| Lab | 18.255 | 108,68 | 6,1 |
| Fes | 12.932 | 76,99 | 2,0 |

**Día Medio**

| | Lab. | Fes. | Medio |
|--------------|---------------|---------------|---------------|
| 00 | 141 | 249 | 174 |
| 01 | 76 | 189 | 110 |
| 02 | 40 | 130 | 65 |
| 03 | 29 | 93 | 47 |
| 04 | 39 | 75 | 48 |
| 05 | 102 | 81 | 95 |
| 06 | 281 | 101 | 228 |
| 07 | 976 | 186 | 735 |
| 08 | 1.398 | 232 | 1.051 |
| 09 | 1.185 | 313 | 945 |
| 10 | 940 | 478 | 829 |
| 11 | 891 | 728 | 864 |
| 12 | 879 | 881 | 895 |
| 13 | 1.012 | 941 | 1.008 |
| 14 | 1.255 | 780 | 1.134 |
| 15 | 1.311 | 596 | 1.113 |
| 16 | 1.160 | 778 | 1.063 |
| 17 | 1.084 | 883 | 1.032 |
| 18 | 1.118 | 989 | 1.071 |
| 19 | 1.266 | 1.162 | 1.210 |
| 20 | 1.240 | 1.198 | 1.210 |
| 21 | 937 | 948 | 945 |
| 22 | 612 | 607 | 626 |
| 23 | 283 | 314 | 299 |
| Total | 18.255 | 12.932 | 16.797 |



Estación: **AG-56(11)**Tipo: **PER****MEMORIA DE AFOROS 2017**Rede/Red: **VAC**IMD: **11.384**

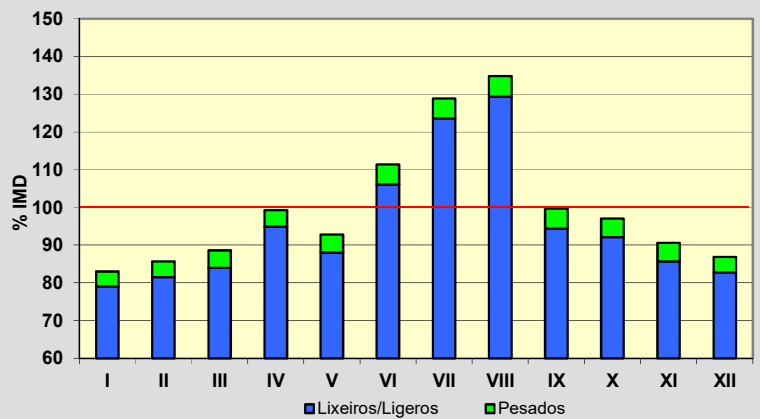
Nome/Nombre:

Brión Oeste (AG-56)IMDp: **543** I₃₀: **1.495**

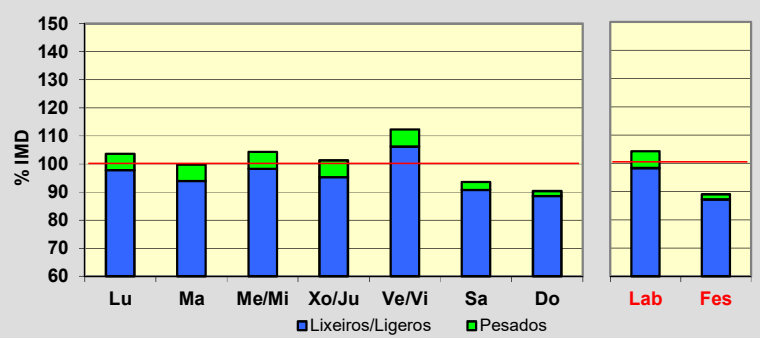
Treito/Tramo:

Enl. Brión (AC-451) - Brión (AC-543)% Pes.: **4,8** I₁₅₀: **1.159****Variación Mensual**

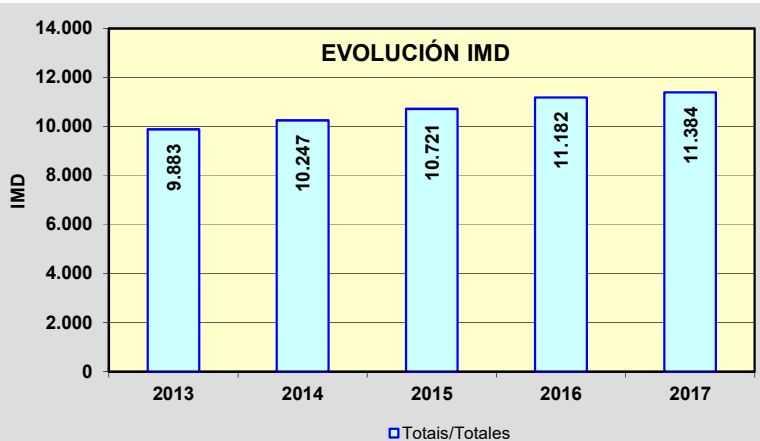
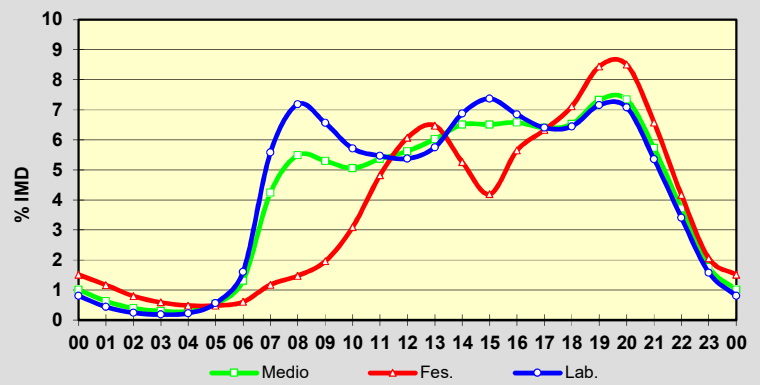
| | I.M.D. | % I.M.D. | % Pes. |
|------|--------|----------|--------|
| I | 9.453 | 83,04 | 4,8 |
| II | 9.757 | 85,71 | 4,9 |
| III | 10.086 | 88,60 | 5,2 |
| IV | 11.299 | 99,25 | 4,4 |
| V | 10.565 | 92,81 | 5,2 |
| VI | 12.678 | 111,37 | 4,8 |
| VII | 14.669 | 128,86 | 4,1 |
| VIII | 15.344 | 134,79 | 4,0 |
| IX | 11.345 | 99,66 | 5,3 |
| X | 11.051 | 97,07 | 5,1 |
| XI | 10.318 | 90,64 | 5,4 |
| XII | 9.892 | 86,89 | 4,7 |

**Semana Media**

| | I.M.D. | % I.M.D. | % Pes. |
|-------|--------|----------|--------|
| Lu | 11.789 | 103,56 | 5,6 |
| Ma | 11.364 | 99,82 | 5,9 |
| Me/Mi | 11.876 | 104,32 | 5,8 |
| Xo/Ju | 11.534 | 101,32 | 5,9 |
| Ve/Vi | 12.789 | 112,34 | 5,5 |
| Sa | 10.649 | 93,54 | 2,9 |
| Do | 10.289 | 90,38 | 2,0 |
| Lab | 11.867 | 104,24 | 5,7 |
| Fes | 10.132 | 89,00 | 2,0 |

**Día Medio**

| | Lab. | Fes. | Medio |
|----|---------------|---------------|---------------|
| 00 | 92 | 172 | 115 |
| 01 | 50 | 133 | 72 |
| 02 | 28 | 91 | 45 |
| 03 | 21 | 67 | 34 |
| 04 | 26 | 55 | 34 |
| 05 | 64 | 55 | 62 |
| 06 | 183 | 69 | 149 |
| 07 | 635 | 134 | 483 |
| 08 | 818 | 168 | 625 |
| 09 | 747 | 223 | 603 |
| 10 | 650 | 352 | 576 |
| 11 | 623 | 549 | 611 |
| 12 | 612 | 691 | 640 |
| 13 | 655 | 737 | 686 |
| 14 | 783 | 599 | 741 |
| 15 | 839 | 477 | 741 |
| 16 | 779 | 643 | 749 |
| 17 | 729 | 721 | 729 |
| 18 | 734 | 810 | 743 |
| 19 | 815 | 961 | 834 |
| 20 | 806 | 968 | 836 |
| 21 | 610 | 749 | 652 |
| 22 | 388 | 474 | 423 |
| 23 | 180 | 234 | 201 |
| | 11.867 | 10.132 | 11.384 |



Estación: **AG-58(0)**Tipo: **COM**

MEMORIA DE AFOROS 2017

Rede/Red: **VAC**IMD: **2.917**

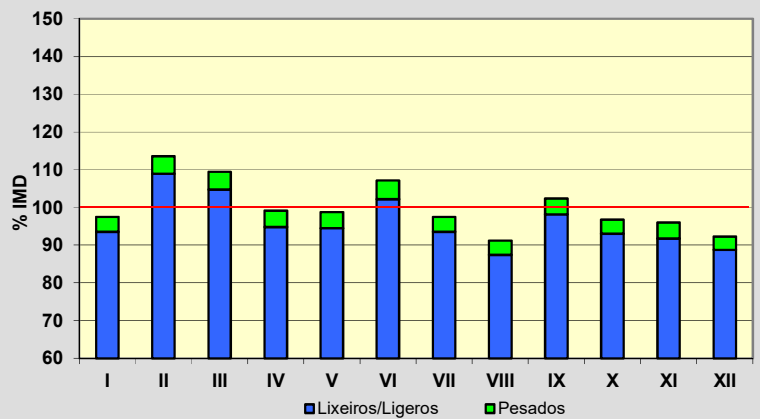
Nome/Nombre:

Cacheiras (AG-58)IMDp: **122** I₃₀: **292**

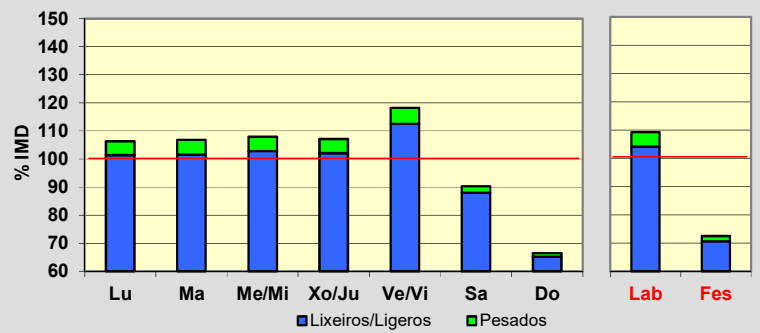
Treito/Tramo:

Penelas (AG-59) - Cacheiras (AC-841)% Pes.: **4,2** I₁₅₀: **272****Variación Mensual**

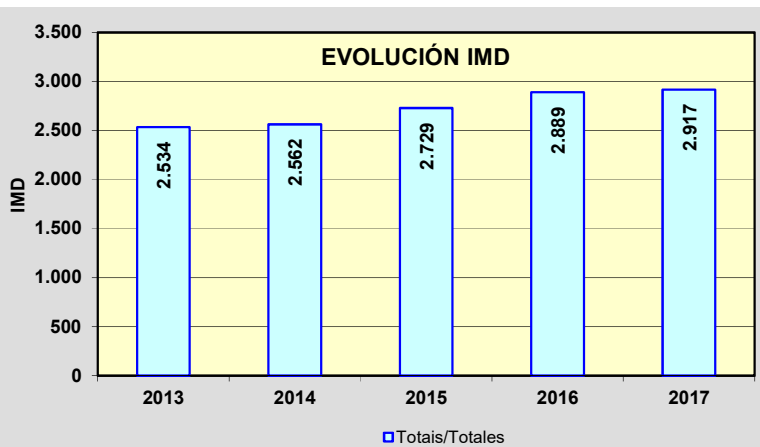
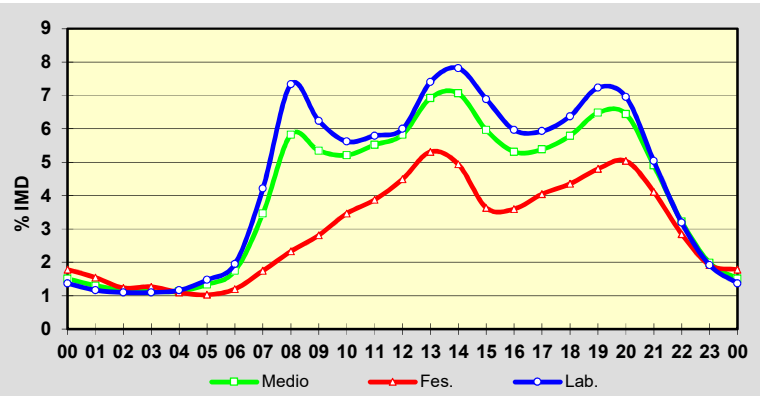
| | I.M.D. | % I.M.D. | % Pes. |
|------|--------|----------|--------|
| I | 2.843 | 97,46 | 4,0 |
| II | 3.311 | 113,51 | 4,0 |
| III | 3.193 | 109,46 | 4,4 |
| IV | 2.892 | 99,14 | 4,4 |
| V | 2.881 | 98,77 | 4,3 |
| VI | 3.124 | 107,10 | 4,5 |
| VII | 2.843 | 97,46 | 4,0 |
| VIII | 2.661 | 91,22 | 4,2 |
| IX | 2.986 | 102,37 | 4,1 |
| X | 2.821 | 96,71 | 3,8 |
| XI | 2.800 | 95,99 | 4,4 |
| XII | 2.691 | 92,25 | 3,8 |

**Semana Media**

| | I.M.D. | % I.M.D. | % Pes. |
|-------|--------|----------|--------|
| Lu | 3.100 | 106,27 | 4,6 |
| Ma | 3.115 | 106,79 | 4,8 |
| Me/Mi | 3.148 | 107,92 | 4,7 |
| Xo/Ju | 3.126 | 107,16 | 4,8 |
| Ve/Vi | 3.449 | 118,24 | 4,8 |
| Sa | 2.633 | 90,26 | 2,5 |
| Do | 1.938 | 66,44 | 1,9 |
| Lab | 3.187 | 109,26 | 4,7 |
| Fes | 2.114 | 72,47 | 2,6 |

**Día Medio**

| | Lab. | Fes. | Medio |
|----|--------------|--------------|--------------|
| 00 | 40 | 52 | 44 |
| 01 | 34 | 45 | 38 |
| 02 | 32 | 36 | 34 |
| 03 | 32 | 37 | 33 |
| 04 | 34 | 32 | 33 |
| 05 | 43 | 30 | 39 |
| 06 | 57 | 35 | 51 |
| 07 | 123 | 51 | 101 |
| 08 | 214 | 68 | 170 |
| 09 | 182 | 82 | 156 |
| 10 | 164 | 101 | 152 |
| 11 | 169 | 113 | 161 |
| 12 | 175 | 131 | 170 |
| 13 | 216 | 155 | 202 |
| 14 | 228 | 144 | 206 |
| 15 | 201 | 106 | 174 |
| 16 | 174 | 105 | 155 |
| 17 | 173 | 118 | 157 |
| 18 | 186 | 127 | 169 |
| 19 | 211 | 140 | 189 |
| 20 | 203 | 147 | 188 |
| 21 | 147 | 120 | 143 |
| 22 | 93 | 83 | 94 |
| 23 | 56 | 56 | 58 |
| | 3.187 | 2.114 | 2.917 |



Estación: **AG-59(0)**Tipo: **PER****MEMORIA DE AFOROS 2017**Rede/Red: **VAC**IMD: **11.984**

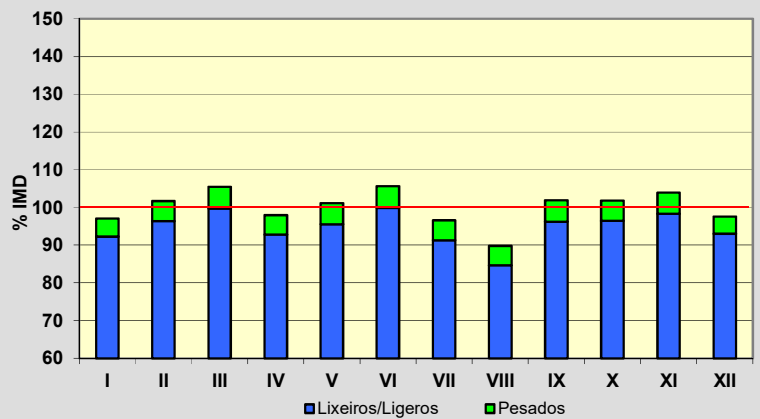
Nome/Nombre:

Os Tilos (AG-59)IMDp: **638** I₃₀: **1.278**

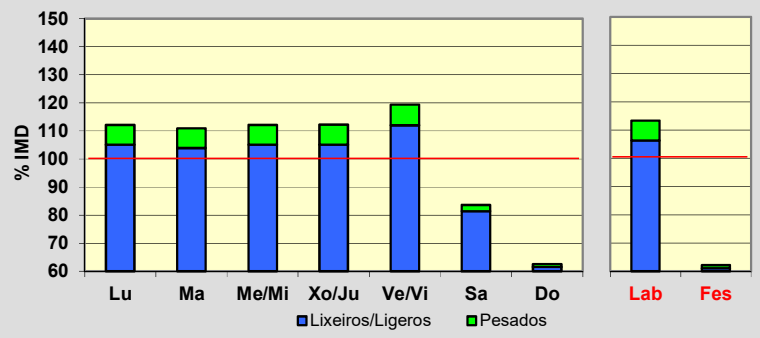
Treito/Tramo:

Santiago de Compostela (AP-53) - Enl. Tras do Eixo (AG-58)% Pes.: **5,3** I₁₅₀: **1.171****Variación Mensual**

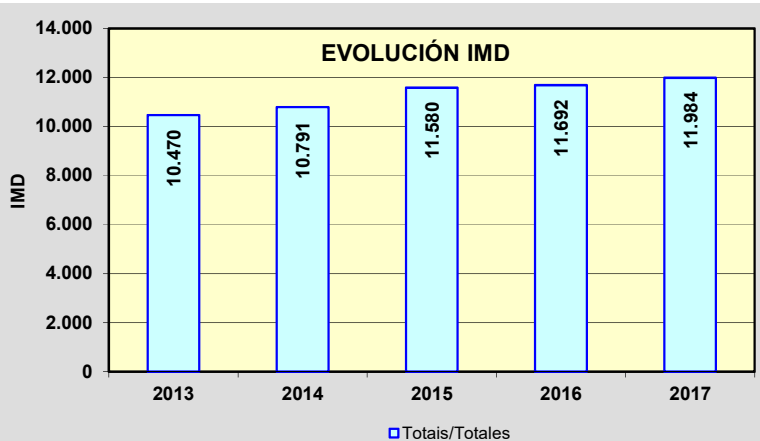
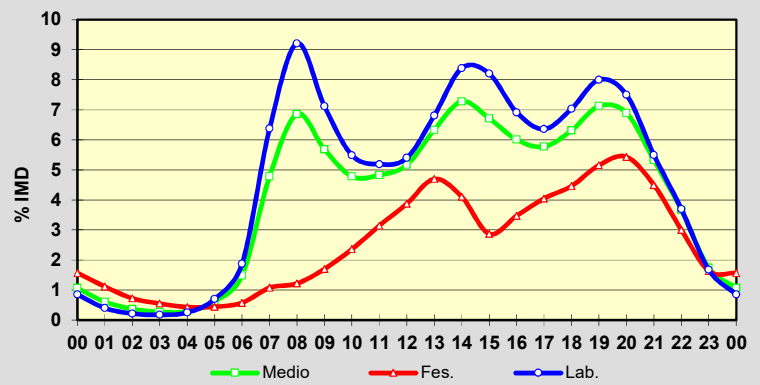
| | I.M.D. | % I.M.D. | % Pes. |
|------|--------|----------|--------|
| I | 11.627 | 97,02 | 4,9 |
| II | 12.183 | 101,66 | 5,2 |
| III | 12.639 | 105,47 | 5,4 |
| IV | 11.734 | 97,91 | 5,2 |
| V | 12.118 | 101,12 | 5,5 |
| VI | 12.661 | 105,65 | 5,5 |
| VII | 11.576 | 96,60 | 5,5 |
| VIII | 10.760 | 89,79 | 5,8 |
| IX | 12.214 | 101,92 | 5,6 |
| X | 12.199 | 101,79 | 5,3 |
| XI | 12.452 | 103,91 | 5,4 |
| XII | 11.696 | 97,60 | 4,7 |

**Semana Media**

| | I.M.D. | % I.M.D. | % Pes. |
|-------|--------|----------|--------|
| Lu | 13.435 | 112,11 | 6,2 |
| Ma | 13.298 | 110,96 | 6,3 |
| Me/Mi | 13.444 | 112,18 | 6,3 |
| Xo/Ju | 13.445 | 112,19 | 6,3 |
| Ve/Vi | 14.307 | 119,38 | 6,1 |
| Sa | 10.018 | 83,59 | 2,6 |
| Do | 7.502 | 62,60 | 1,7 |
| Lab | 13.583 | 113,34 | 6,3 |
| Fes | 7.451 | 62,17 | 1,8 |

**Día Medio**

| | Lab. | Fes. | Medio |
|--------------|---------------|--------------|---------------|
| 00 | 102 | 188 | 128 |
| 01 | 48 | 134 | 73 |
| 02 | 26 | 87 | 44 |
| 03 | 21 | 66 | 33 |
| 04 | 30 | 52 | 35 |
| 05 | 84 | 53 | 75 |
| 06 | 225 | 69 | 178 |
| 07 | 764 | 129 | 573 |
| 08 | 1.104 | 146 | 822 |
| 09 | 853 | 204 | 681 |
| 10 | 658 | 283 | 573 |
| 11 | 622 | 377 | 579 |
| 12 | 647 | 464 | 619 |
| 13 | 816 | 563 | 759 |
| 14 | 1.005 | 492 | 872 |
| 15 | 983 | 344 | 805 |
| 16 | 829 | 416 | 720 |
| 17 | 762 | 485 | 692 |
| 18 | 843 | 535 | 757 |
| 19 | 959 | 618 | 854 |
| 20 | 899 | 651 | 826 |
| 21 | 659 | 539 | 638 |
| 22 | 443 | 360 | 439 |
| 23 | 201 | 196 | 209 |
| Total | 13.583 | 7.451 | 11.984 |



Estación: **AG-59(3)**Tipo: **COM**

MEMORIA DE AFOROS 2017

Rede/Red: **VAC**IMD: **9.014**

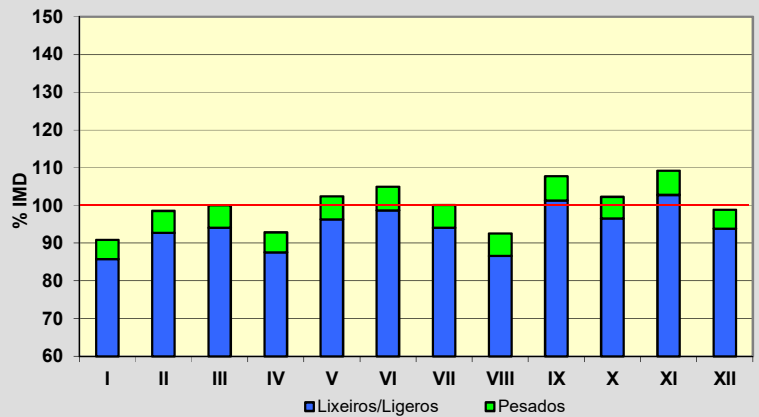
Nome/Nombre:

Os Verxeles (AG-59)IMDp: **527** I₃₀: **982**

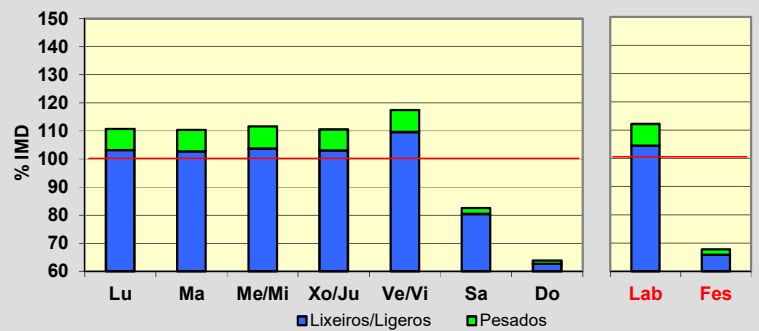
Treito/Tramo:

Enl. Tras do Eixo (AG-58) - Enl. CP-8201% Pes.: **5,8** I₁₅₀: **885****Variación Mensual**

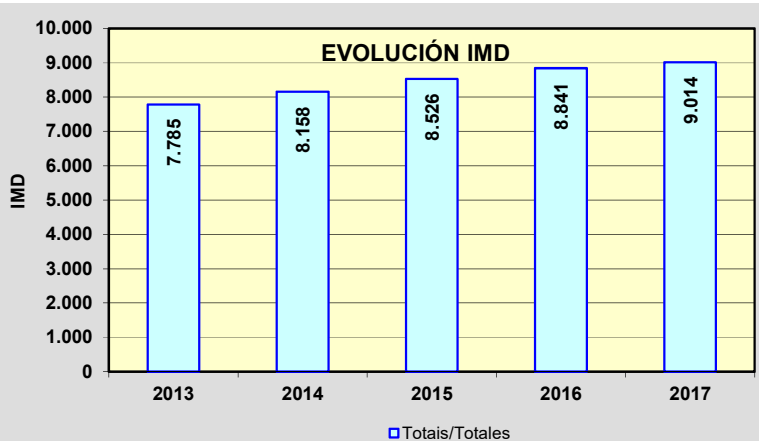
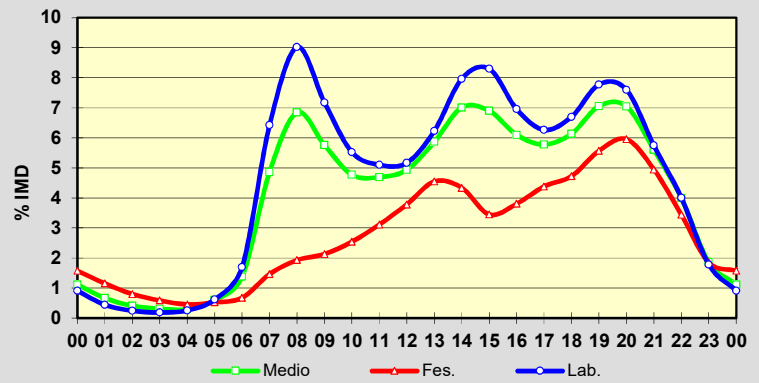
| | I.M.D. | % I.M.D. | % Pes. |
|------|--------|----------|--------|
| I | 8.192 | 90,88 | 5,6 |
| II | 8.881 | 98,52 | 5,9 |
| III | 9.016 | 100,02 | 6,0 |
| IV | 8.370 | 92,86 | 5,7 |
| V | 9.233 | 102,43 | 6,0 |
| VI | 9.458 | 104,93 | 6,0 |
| VII | 9.021 | 100,08 | 6,0 |
| VIII | 8.341 | 92,53 | 6,4 |
| IX | 9.708 | 107,70 | 6,0 |
| X | 9.219 | 102,27 | 5,7 |
| XI | 9.845 | 109,22 | 5,9 |
| XII | 8.910 | 98,85 | 5,0 |

**Semana Media**

| | I.M.D. | % I.M.D. | % Pes. |
|-------|--------|----------|--------|
| Lu | 9.980 | 110,72 | 6,8 |
| Ma | 9.944 | 110,32 | 6,9 |
| Me/Mi | 10.060 | 111,60 | 7,0 |
| Xo/Ju | 9.965 | 110,55 | 6,7 |
| Ve/Vi | 10.586 | 117,44 | 6,6 |
| Sa | 7.443 | 82,57 | 2,6 |
| Do | 5.757 | 63,87 | 1,9 |
| Lab | 10.105 | 112,10 | 6,8 |
| Fes | 6.107 | 67,75 | 2,8 |

**Día Medio**

| | Lab. | Fes. | Medio |
|--------------|---------------|--------------|--------------|
| 00 | 82 | 142 | 101 |
| 01 | 40 | 104 | 60 |
| 02 | 22 | 72 | 37 |
| 03 | 17 | 53 | 28 |
| 04 | 23 | 41 | 27 |
| 05 | 56 | 47 | 54 |
| 06 | 153 | 61 | 124 |
| 07 | 579 | 132 | 438 |
| 08 | 813 | 174 | 617 |
| 09 | 647 | 192 | 519 |
| 10 | 498 | 229 | 430 |
| 11 | 460 | 281 | 423 |
| 12 | 466 | 341 | 445 |
| 13 | 561 | 410 | 529 |
| 14 | 718 | 391 | 632 |
| 15 | 748 | 311 | 622 |
| 16 | 627 | 343 | 550 |
| 17 | 565 | 395 | 521 |
| 18 | 604 | 426 | 553 |
| 19 | 701 | 502 | 636 |
| 20 | 685 | 537 | 635 |
| 21 | 518 | 446 | 505 |
| 22 | 361 | 310 | 360 |
| 23 | 161 | 167 | 168 |
| Total | 10.105 | 6.107 | 9.014 |



Estación: **AG-64(1)DGT**Tipo: **PER****MEMORIA DE AFOROS 2017**Rede/Red: **VAC**IMD: **7.608**

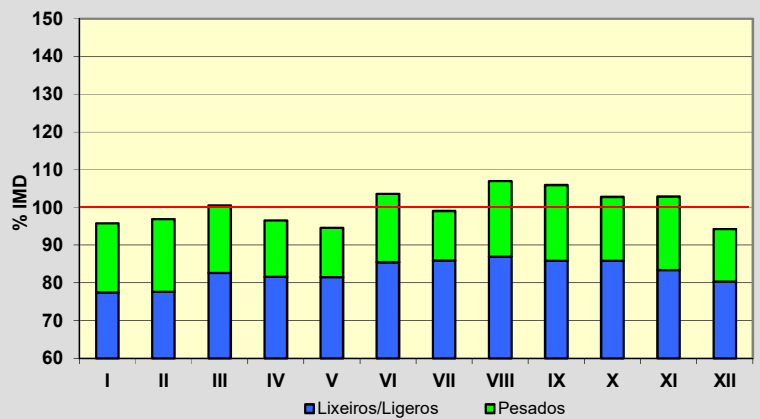
Nome/Nombre:

A LavandeiraIMDp: **1.299** I₃₀: **742**

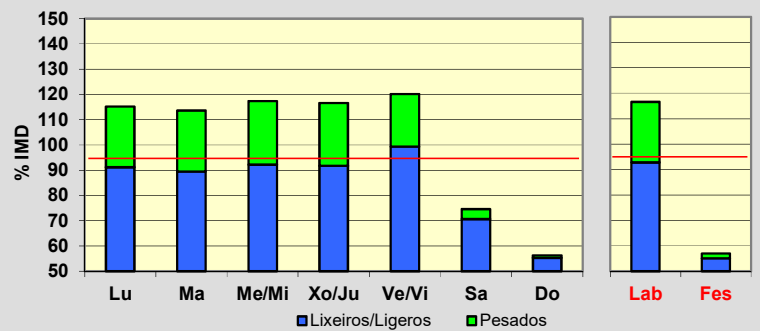
Treito/Tramo:

Ferrol (AC-116) - Enl. P.I. Río do Pozo% Pes.: **17,1** I₁₅₀: **702****Variación Mensual**

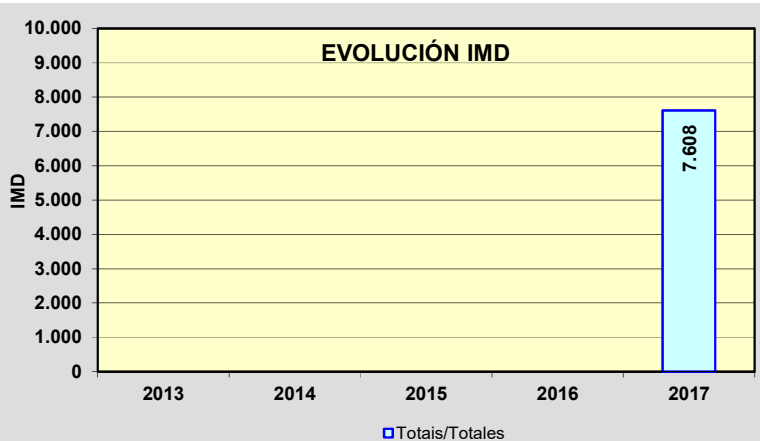
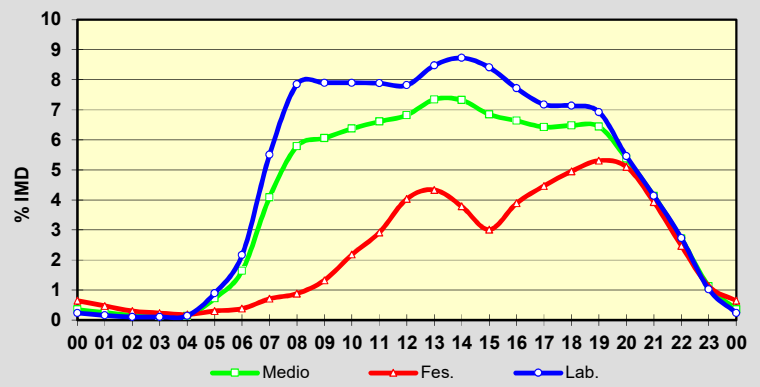
| | I.M.D. | % I.M.D. | % Pes. |
|------|--------|----------|--------|
| I | 7.285 | 95,75 | 19,1 |
| II | 7.369 | 96,86 | 19,9 |
| III | 7.652 | 100,58 | 17,9 |
| IV | 7.343 | 96,52 | 15,5 |
| V | 7.196 | 94,58 | 13,8 |
| VI | 7.885 | 103,64 | 17,5 |
| VII | 7.537 | 99,07 | 13,3 |
| VIII | 8.139 | 106,98 | 18,7 |
| IX | 8.058 | 105,91 | 19,0 |
| X | 7.823 | 102,83 | 16,5 |
| XI | 7.828 | 102,89 | 18,9 |
| XII | 7.173 | 94,28 | 14,8 |

**Semana Media**

| | I.M.D. | % I.M.D. | % Pes. |
|-------|--------|----------|--------|
| Lu | 8.765 | 115,21 | 20,8 |
| Ma | 8.642 | 113,59 | 21,2 |
| Me/Mi | 8.929 | 117,36 | 21,4 |
| Xo/Ju | 8.875 | 116,65 | 21,3 |
| Ve/Vi | 9.148 | 120,24 | 17,4 |
| Sa | 5.676 | 74,61 | 5,3 |
| Do | 4.284 | 56,31 | 1,7 |
| Lab | 8.871 | 116,60 | 20,4 |
| Fes | 4.334 | 56,97 | 3,3 |

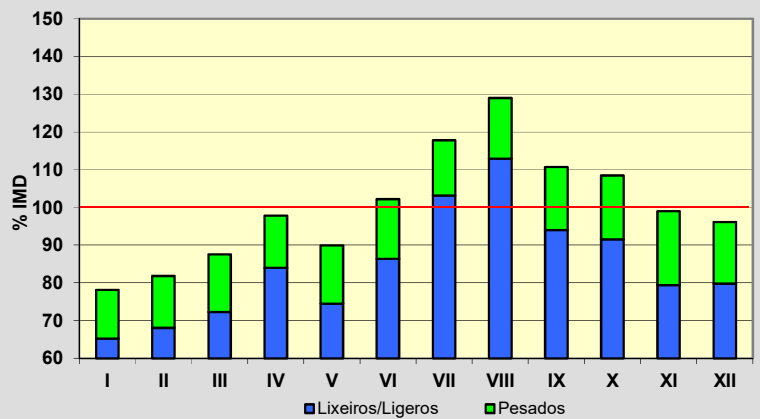
**Día Medio**

| | Lab. | Fes. | Medio |
|--------------|--------------|--------------|--------------|
| 00 | 18 | 49 | 27 |
| 01 | 12 | 36 | 19 |
| 02 | 8 | 23 | 12 |
| 03 | 8 | 18 | 10 |
| 04 | 11 | 14 | 11 |
| 05 | 68 | 23 | 55 |
| 06 | 165 | 29 | 125 |
| 07 | 419 | 54 | 311 |
| 08 | 597 | 67 | 440 |
| 09 | 601 | 101 | 461 |
| 10 | 601 | 166 | 485 |
| 11 | 600 | 222 | 503 |
| 12 | 595 | 307 | 519 |
| 13 | 645 | 330 | 559 |
| 14 | 664 | 288 | 557 |
| 15 | 640 | 229 | 521 |
| 16 | 587 | 296 | 505 |
| 17 | 546 | 340 | 489 |
| 18 | 543 | 377 | 493 |
| 19 | 527 | 404 | 490 |
| 20 | 415 | 388 | 409 |
| 21 | 315 | 299 | 315 |
| 22 | 208 | 188 | 206 |
| 23 | 78 | 86 | 86 |
| Total | 8.871 | 4.334 | 7.608 |

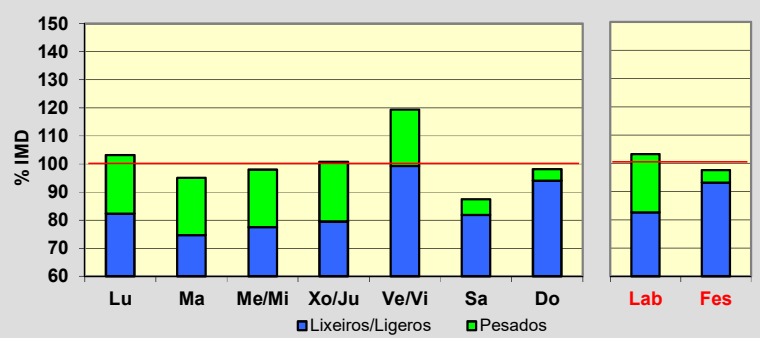


Estación: **AG-64(34)DGT**Tipo: **PER****MEMORIA DE AFOROS 2017**Rede/Red: **VAC**IMD: **4.989**Nome/Nombre: **A Cañota**IMDp: **779** I₃₀: **669**Treito/Tramo: **Enl. Casco Urb. As Pontes (AC-564) - Enl. Airios (DP-7003)**% Pes.: **15,6** I₁₅₀: **534****Variación Mensual**

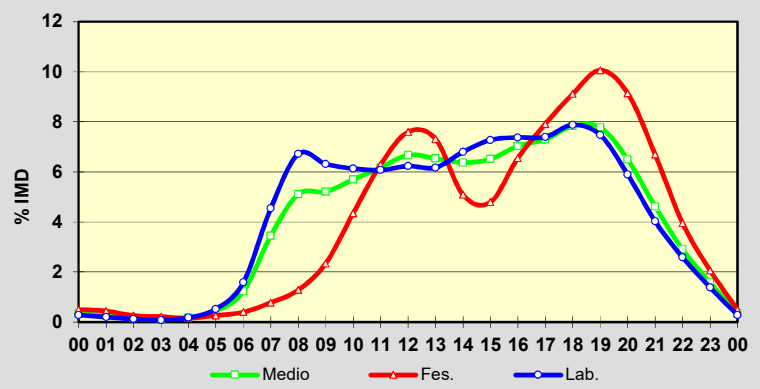
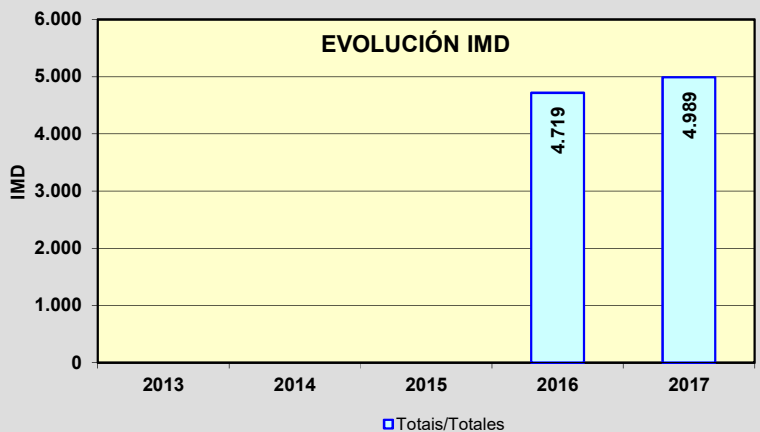
| | I.M.D. | % I.M.D. | % Pes. |
|------|--------|----------|--------|
| I | 3.898 | 78,13 | 16,5 |
| II | 4.083 | 81,84 | 16,8 |
| III | 4.369 | 87,57 | 17,5 |
| IV | 4.877 | 97,76 | 14,1 |
| V | 4.489 | 89,98 | 17,2 |
| VI | 5.100 | 102,22 | 15,5 |
| VII | 5.876 | 117,78 | 12,4 |
| VIII | 6.434 | 128,96 | 12,4 |
| IX | 5.523 | 110,70 | 15,1 |
| X | 5.410 | 108,44 | 15,6 |
| XI | 4.937 | 98,96 | 19,7 |
| XII | 4.796 | 96,13 | 17,0 |

**Semana Media**

| | I.M.D. | % I.M.D. | % Pes. |
|-------|--------|----------|--------|
| Lu | 5.148 | 103,19 | 20,2 |
| Ma | 4.743 | 95,07 | 21,4 |
| Me/Mi | 4.889 | 98,00 | 20,9 |
| Xo/Ju | 5.030 | 100,82 | 21,1 |
| Ve/Vi | 5.957 | 119,40 | 16,8 |
| Sa | 4.363 | 87,45 | 6,5 |
| Do | 4.899 | 98,20 | 4,2 |
| Lab | 5.151 | 103,25 | 20,0 |
| Fes | 4.869 | 97,59 | 4,5 |

**Día Medio**

| | Lab. | Fes. | Medio |
|----|--------------|--------------|--------------|
| 00 | 14 | 25 | 17 |
| 01 | 10 | 22 | 13 |
| 02 | 6 | 13 | 8 |
| 03 | 4 | 11 | 6 |
| 04 | 9 | 8 | 9 |
| 05 | 26 | 13 | 22 |
| 06 | 79 | 20 | 61 |
| 07 | 227 | 39 | 172 |
| 08 | 335 | 64 | 255 |
| 09 | 315 | 117 | 260 |
| 10 | 306 | 217 | 284 |
| 11 | 303 | 314 | 308 |
| 12 | 311 | 379 | 333 |
| 13 | 308 | 365 | 326 |
| 14 | 339 | 254 | 318 |
| 15 | 363 | 239 | 325 |
| 16 | 368 | 327 | 351 |
| 17 | 369 | 395 | 364 |
| 18 | 393 | 455 | 391 |
| 19 | 373 | 502 | 388 |
| 20 | 294 | 456 | 324 |
| 21 | 201 | 334 | 230 |
| 22 | 129 | 197 | 145 |
| 23 | 69 | 103 | 79 |
| | 5.151 | 4.869 | 4.989 |

**EVOLUCIÓN IMD**

Estación: **CG-1.3(32)**Tipo: **COM**

MEMORIA DE AFOROS 2017

Rede/Red: **VAC**IMD: **1.270**

Nome/Nombre:

Variante Ortigueira

IMDp: **133** I₃₀: **202**

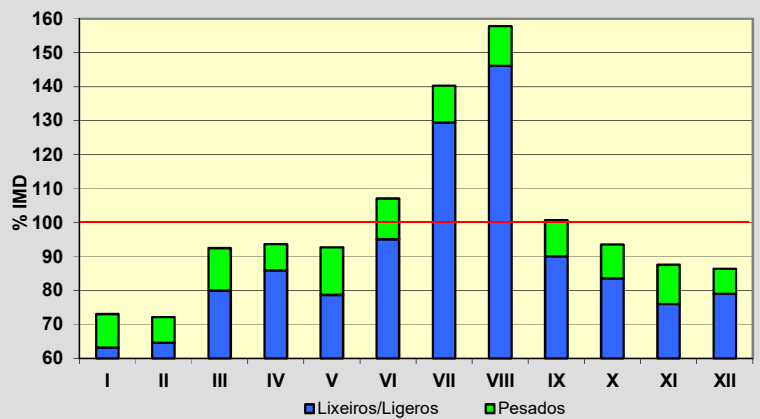
Treito/Tramo:

Ferreiroas (AC-101) - Enl. Norte Ortigueira (AC-862)

% Pes.: **10,5** I₁₅₀: **162**

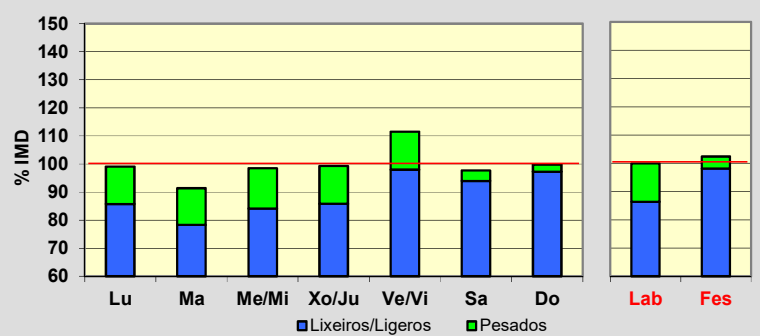
Variación Mensual

| | I.M.D. | % I.M.D. | % Pes. |
|------|--------|----------|--------|
| I | 928 | 73,07 | 13,6 |
| II | 916 | 72,13 | 10,5 |
| III | 1.174 | 92,44 | 13,5 |
| IV | 1.189 | 93,62 | 8,2 |
| V | 1.177 | 92,68 | 15,1 |
| VI | 1.359 | 107,01 | 11,1 |
| VII | 1.782 | 140,31 | 7,7 |
| VIII | 2.004 | 157,80 | 7,4 |
| IX | 1.278 | 100,63 | 10,5 |
| X | 1.188 | 93,54 | 10,7 |
| XI | 1.112 | 87,56 | 13,1 |
| XII | 1.097 | 86,38 | 8,6 |



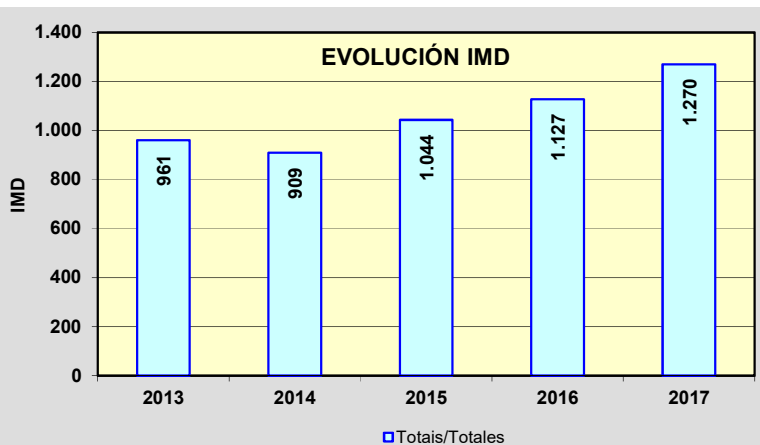
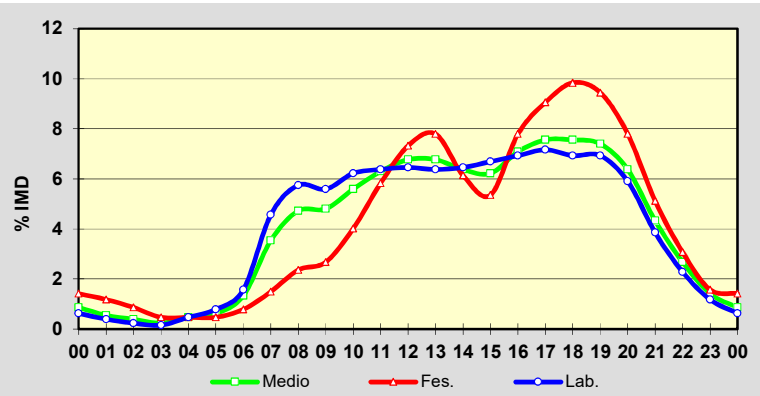
Semana Media

| | I.M.D. | % I.M.D. | % Pes. |
|-------|--------|----------|--------|
| Lu | 1.258 | 99,06 | 13,4 |
| Ma | 1.160 | 91,34 | 14,3 |
| Me/Mi | 1.251 | 98,50 | 14,6 |
| Xo/Ju | 1.261 | 99,29 | 13,6 |
| Ve/Vi | 1.417 | 111,57 | 12,2 |
| Sa | 1.240 | 97,64 | 3,7 |
| Do | 1.267 | 99,76 | 2,5 |
| Lab | 1.269 | 99,92 | 13,6 |
| Fes | 1.300 | 102,36 | 4,2 |



Día Medio

| | Lab. | Fes. | Medio |
|--------------|--------------|--------------|--------------|
| 00 | 8 | 18 | 11 |
| 01 | 5 | 15 | 7 |
| 02 | 3 | 11 | 5 |
| 03 | 2 | 6 | 3 |
| 04 | 6 | 6 | 6 |
| 05 | 10 | 6 | 8 |
| 06 | 20 | 10 | 17 |
| 07 | 58 | 19 | 45 |
| 08 | 73 | 30 | 60 |
| 09 | 71 | 34 | 61 |
| 10 | 79 | 51 | 71 |
| 11 | 81 | 74 | 80 |
| 12 | 82 | 93 | 86 |
| 13 | 81 | 99 | 86 |
| 14 | 82 | 78 | 81 |
| 15 | 85 | 68 | 79 |
| 16 | 88 | 99 | 90 |
| 17 | 91 | 115 | 96 |
| 18 | 88 | 125 | 96 |
| 19 | 88 | 120 | 94 |
| 20 | 75 | 99 | 81 |
| 21 | 49 | 65 | 55 |
| 22 | 29 | 39 | 34 |
| 23 | 15 | 20 | 18 |
| Total | 1.269 | 1.300 | 1.270 |



Estación: **CG-1.5(21)**Tipo: **PER**

MEMORIA DE AFOROS 2017

Rede/Red: **VAC**IMD: **10.232**

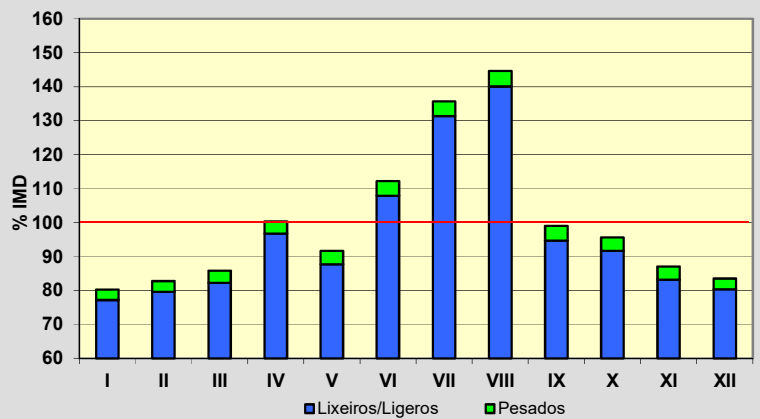
Nome/Nombre:

Noia (CG-1.5)IMDp: **390** I₃₀: **1.521**

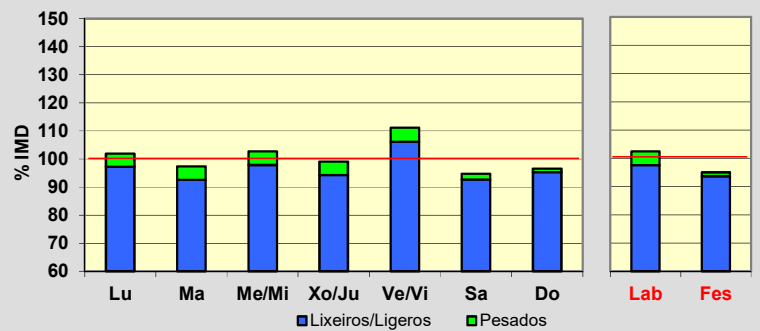
Treito/Tramo:

Enl. Martelo (AC-543) - Enl. San Paio (AC-543)% Pes.: **3,8** I₁₅₀: **1.150****Variación Mensual**

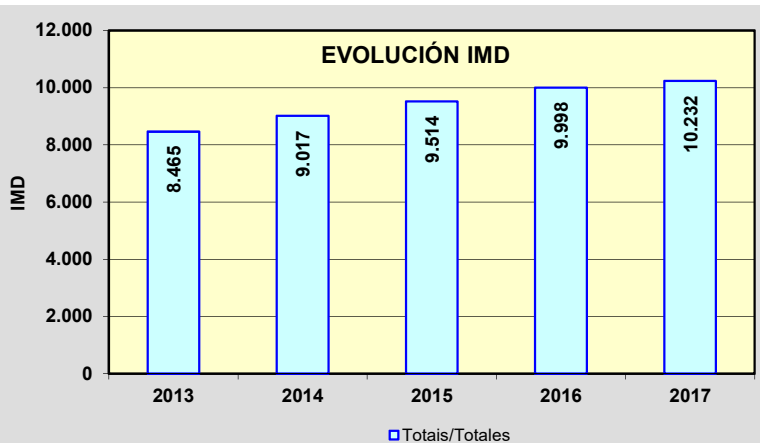
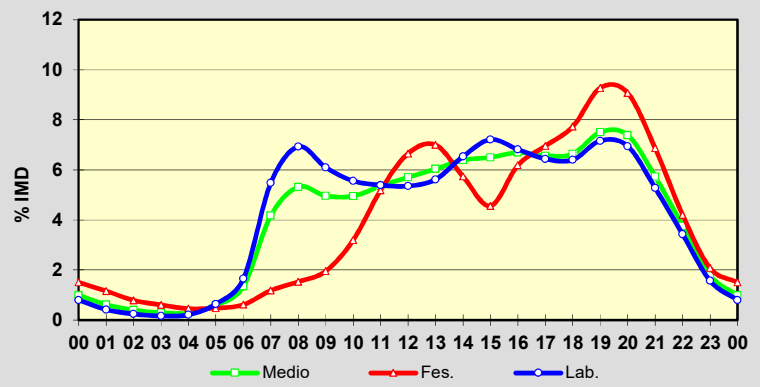
| | I.M.D. | % I.M.D. | % Pes. |
|------|--------|----------|--------|
| I | 8.211 | 80,25 | 3,8 |
| II | 8.467 | 82,75 | 3,9 |
| III | 8.778 | 85,79 | 4,1 |
| IV | 10.263 | 100,30 | 3,5 |
| V | 9.375 | 91,62 | 4,2 |
| VI | 11.482 | 112,22 | 3,9 |
| VII | 13.879 | 135,64 | 3,2 |
| VIII | 14.797 | 144,61 | 3,1 |
| IX | 10.128 | 98,98 | 4,3 |
| X | 9.779 | 95,57 | 4,1 |
| XI | 8.905 | 87,03 | 4,5 |
| XII | 8.545 | 83,51 | 3,8 |

**Semana Media**

| | I.M.D. | % I.M.D. | % Pes. |
|-------|--------|----------|--------|
| Lu | 10.426 | 101,90 | 4,5 |
| Ma | 9.959 | 97,33 | 4,9 |
| Me/Mi | 10.510 | 102,72 | 4,7 |
| Xo/Ju | 10.142 | 99,12 | 4,9 |
| Ve/Vi | 11.370 | 111,12 | 4,5 |
| Sa | 9.701 | 94,81 | 2,3 |
| Do | 9.882 | 96,58 | 1,4 |
| Lab | 10.477 | 102,39 | 4,7 |
| Fes | 9.720 | 95,00 | 1,4 |

**Día Medio**

| | Lab. | Fes. | Medio |
|----|---------------|--------------|---------------|
| 00 | 82 | 154 | 102 |
| 01 | 43 | 119 | 63 |
| 02 | 25 | 81 | 41 |
| 03 | 17 | 62 | 30 |
| 04 | 22 | 47 | 29 |
| 05 | 66 | 49 | 61 |
| 06 | 169 | 63 | 138 |
| 07 | 561 | 121 | 427 |
| 08 | 709 | 157 | 544 |
| 09 | 624 | 200 | 508 |
| 10 | 569 | 327 | 507 |
| 11 | 552 | 531 | 548 |
| 12 | 548 | 681 | 584 |
| 13 | 575 | 716 | 618 |
| 14 | 669 | 587 | 654 |
| 15 | 738 | 467 | 665 |
| 16 | 698 | 633 | 685 |
| 17 | 659 | 712 | 672 |
| 18 | 655 | 791 | 679 |
| 19 | 733 | 949 | 768 |
| 20 | 711 | 928 | 756 |
| 21 | 540 | 702 | 586 |
| 22 | 351 | 430 | 385 |
| 23 | 161 | 213 | 182 |
| | 10.477 | 9.720 | 10.232 |



Estación: **VG-1.2(3)**Tipo: **COM****MEMORIA DE AFOROS 2017**Rede/Red: **VAC**IMD: **7.591**

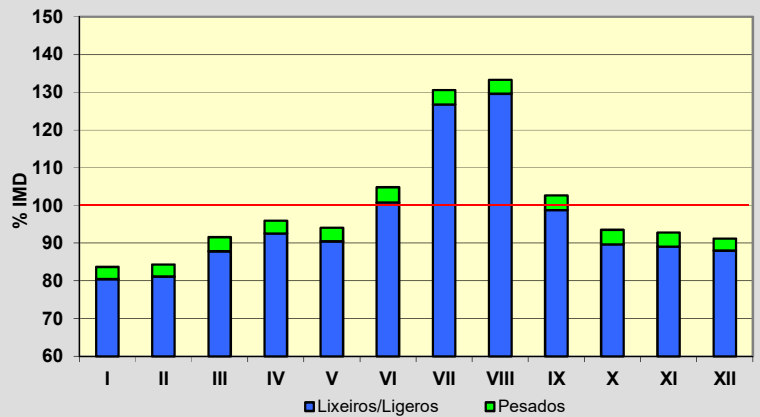
Nome/Nombre:

Lodairo (VG-1.2)IMDp: **274** I₃₀: **868**

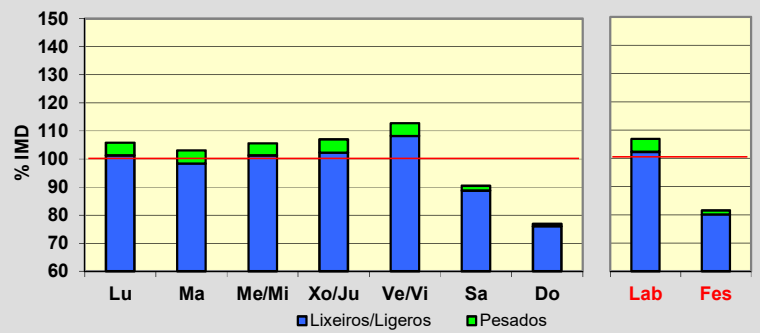
Treito/Tramo:

Enl. S. Xoán Piñeiro (AC-122) - Enl. (AC-123)% Pes.: **3,6** I₁₅₀: **746****Variación Mensual**

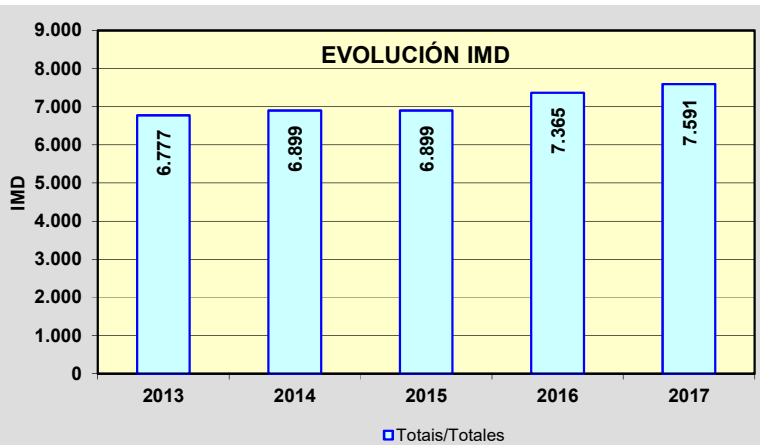
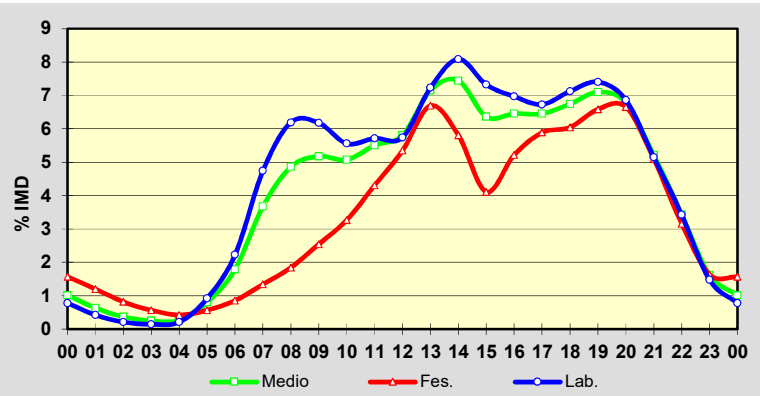
| | I.M.D. | % I.M.D. | % Pes. |
|------|--------|----------|--------|
| I | 6.350 | 83,65 | 3,8 |
| II | 6.404 | 84,36 | 3,9 |
| III | 6.950 | 91,56 | 4,0 |
| IV | 7.280 | 95,90 | 3,5 |
| V | 7.140 | 94,06 | 3,8 |
| VI | 7.956 | 104,81 | 3,8 |
| VII | 9.911 | 130,56 | 2,9 |
| VIII | 10.115 | 133,25 | 2,7 |
| IX | 7.791 | 102,63 | 3,8 |
| X | 7.103 | 93,57 | 4,2 |
| XI | 7.041 | 92,75 | 4,0 |
| XII | 6.926 | 91,24 | 3,6 |

**Semana Media**

| | I.M.D. | % I.M.D. | % Pes. |
|-------|--------|----------|--------|
| Lu | 8.034 | 105,84 | 4,3 |
| Ma | 7.828 | 103,12 | 4,6 |
| Me/Mi | 8.017 | 105,61 | 4,1 |
| Xo/Ju | 8.120 | 106,97 | 4,4 |
| Ve/Vi | 8.560 | 112,77 | 4,1 |
| Sa | 6.863 | 90,41 | 1,9 |
| Do | 5.840 | 76,93 | 1,2 |
| Lab | 8.110 | 106,84 | 4,3 |
| Fes | 6.190 | 81,54 | 1,8 |

**Día Medio**

| | Lab. | Fes. | Medio |
|----|--------------|--------------|--------------|
| 00 | 59 | 119 | 77 |
| 01 | 32 | 91 | 48 |
| 02 | 16 | 62 | 28 |
| 03 | 11 | 43 | 19 |
| 04 | 16 | 32 | 20 |
| 05 | 70 | 43 | 61 |
| 06 | 169 | 65 | 136 |
| 07 | 360 | 102 | 279 |
| 08 | 470 | 140 | 369 |
| 09 | 469 | 193 | 393 |
| 10 | 422 | 248 | 385 |
| 11 | 434 | 327 | 418 |
| 12 | 436 | 406 | 441 |
| 13 | 549 | 508 | 543 |
| 14 | 614 | 441 | 565 |
| 15 | 556 | 312 | 483 |
| 16 | 529 | 396 | 490 |
| 17 | 511 | 447 | 490 |
| 18 | 541 | 459 | 512 |
| 19 | 562 | 500 | 539 |
| 20 | 521 | 505 | 515 |
| 21 | 391 | 387 | 396 |
| 22 | 260 | 240 | 261 |
| 23 | 112 | 124 | 123 |
| | 8.110 | 6.190 | 7.591 |



Estación: **VG-1.3(2)**Tipo: **COM****MEMORIA DE AFOROS 2017**Rede/Red: **VAC**IMD: **3.213**

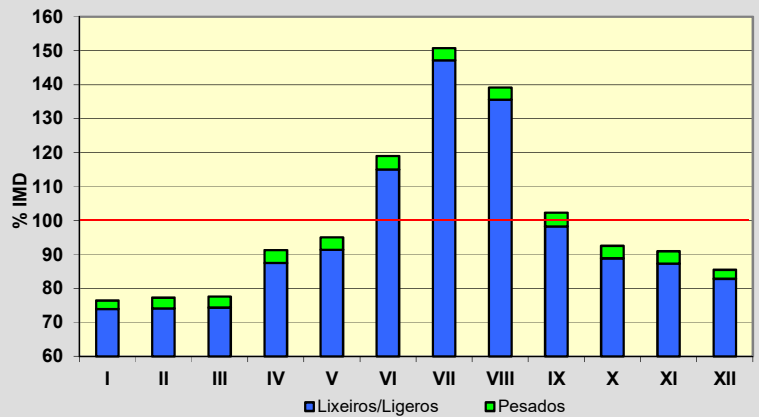
Nome/Nombre:

Veigue (VG-1.3)IMDp: **110** I₃₀: **497**

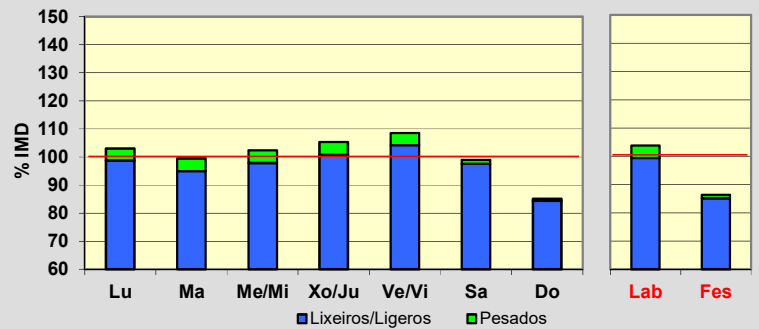
Treito/Tramo:

A Besta (DP-5815) - Enl. Meirás (AC-183)% Pes.: **3,4** I₁₅₀: **369****Variación Mensual**

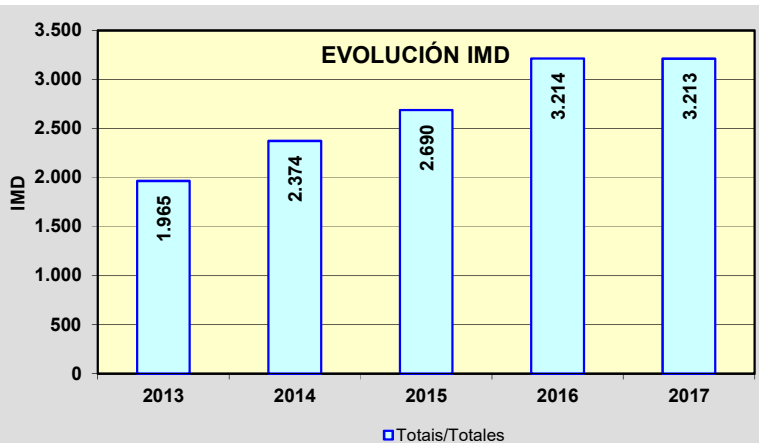
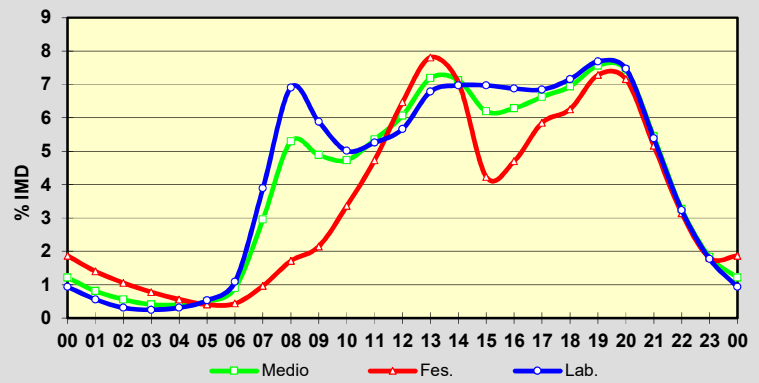
| | I.M.D. | % I.M.D. | % Pes. |
|------|--------|----------|--------|
| I | 2.456 | 76,44 | 3,3 |
| II | 2.482 | 77,25 | 4,0 |
| III | 2.492 | 77,56 | 4,1 |
| IV | 2.933 | 91,29 | 4,2 |
| V | 3.054 | 95,05 | 3,8 |
| VI | 3.823 | 118,99 | 3,3 |
| VII | 4.843 | 150,73 | 2,3 |
| VIII | 4.471 | 139,15 | 2,5 |
| IX | 3.287 | 102,30 | 4,0 |
| X | 2.974 | 92,56 | 3,9 |
| XI | 2.922 | 90,94 | 4,0 |
| XII | 2.747 | 85,50 | 3,2 |

**Semana Media**

| | I.M.D. | % I.M.D. | % Pes. |
|-------|--------|----------|--------|
| Lu | 3.310 | 103,02 | 4,1 |
| Ma | 3.197 | 99,50 | 4,5 |
| Me/Mi | 3.291 | 102,43 | 4,4 |
| Xo/Ju | 3.385 | 105,35 | 4,3 |
| Ve/Vi | 3.488 | 108,56 | 4,0 |
| Sa | 3.182 | 99,04 | 1,5 |
| Do | 2.735 | 85,12 | 1,0 |
| Lab | 3.334 | 103,77 | 4,3 |
| Fes | 2.775 | 86,37 | 1,4 |

**Día Medio**

| | Lab. | Fes. | Medio |
|--------------|--------------|--------------|--------------|
| 00 | 30 | 60 | 39 |
| 01 | 18 | 45 | 26 |
| 02 | 10 | 34 | 18 |
| 03 | 8 | 25 | 13 |
| 04 | 10 | 18 | 13 |
| 05 | 17 | 13 | 16 |
| 06 | 35 | 14 | 29 |
| 07 | 125 | 31 | 95 |
| 08 | 222 | 55 | 170 |
| 09 | 189 | 69 | 157 |
| 10 | 161 | 108 | 152 |
| 11 | 169 | 152 | 172 |
| 12 | 182 | 208 | 195 |
| 13 | 218 | 251 | 231 |
| 14 | 224 | 227 | 229 |
| 15 | 224 | 136 | 199 |
| 16 | 221 | 151 | 202 |
| 17 | 220 | 188 | 213 |
| 18 | 230 | 201 | 223 |
| 19 | 247 | 234 | 243 |
| 20 | 240 | 230 | 239 |
| 21 | 173 | 166 | 175 |
| 22 | 104 | 101 | 105 |
| 23 | 57 | 58 | 59 |
| Total | 3.334 | 2.775 | 3.213 |



Estación: **VG-1.5(61)**Tipo: **PER****MEMORIA DE AFOROS 2017**Rede/Red: **VAC**IMD: **4.628**

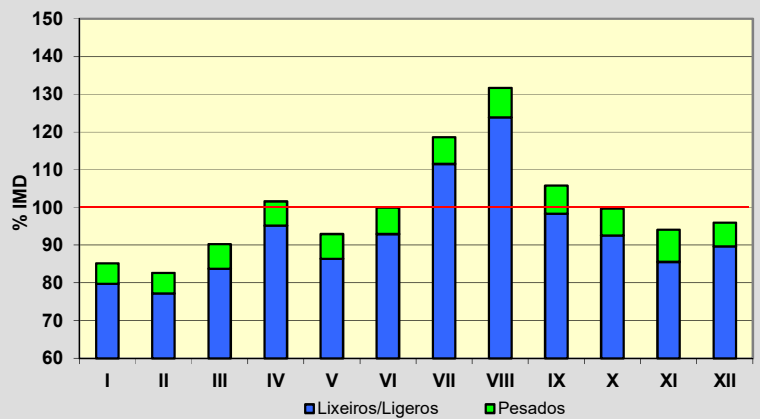
Nome/Nombre:

Baio NorteIMDp: **315** I₃₀: **618**

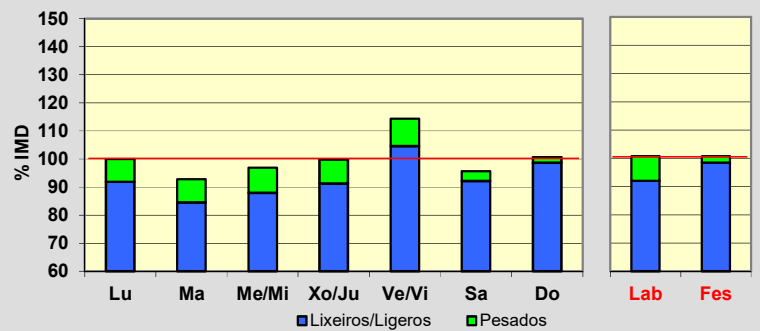
Treito/Tramo:

AG-55 - Santa Irena (AC-552)% Pes.: **6,8** I₁₅₀: **487****Variación Mensual**

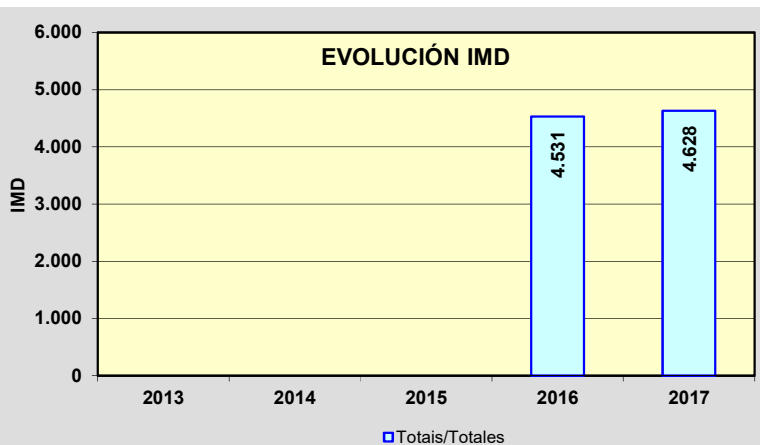
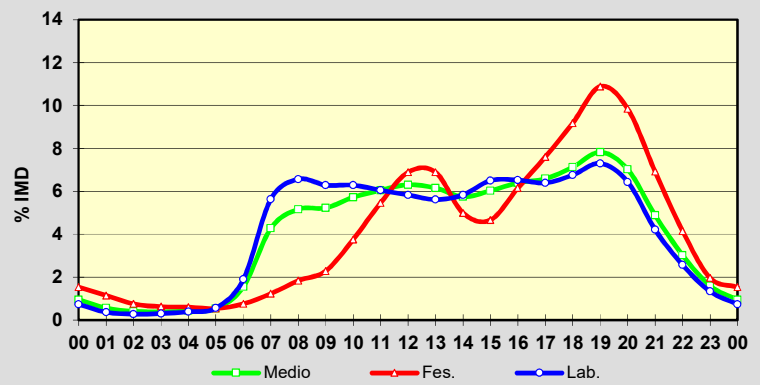
| | I.M.D. | % I.M.D. | % Pes. |
|------|--------|----------|--------|
| I | 3.941 | 85,16 | 6,4 |
| II | 3.826 | 82,67 | 6,7 |
| III | 4.177 | 90,25 | 7,2 |
| IV | 4.701 | 101,58 | 6,3 |
| V | 4.301 | 92,93 | 7,1 |
| VI | 4.626 | 99,96 | 7,0 |
| VII | 5.490 | 118,63 | 6,0 |
| VIII | 6.096 | 131,72 | 6,0 |
| IX | 4.896 | 105,79 | 7,0 |
| X | 4.611 | 99,63 | 7,1 |
| XI | 4.352 | 94,04 | 9,0 |
| XII | 4.438 | 95,89 | 6,5 |

**Semana Media**

| | I.M.D. | % I.M.D. | % Pes. |
|-------|--------|----------|--------|
| Lu | 4.627 | 99,98 | 8,1 |
| Ma | 4.291 | 92,72 | 8,9 |
| Me/Mi | 4.483 | 96,87 | 9,2 |
| Xo/Ju | 4.619 | 99,81 | 8,6 |
| Ve/Vi | 5.294 | 114,39 | 8,5 |
| Sa | 4.427 | 95,66 | 3,7 |
| Do | 4.662 | 100,73 | 2,1 |
| Lab | 4.661 | 100,71 | 8,6 |
| Fes | 4.661 | 100,71 | 2,2 |

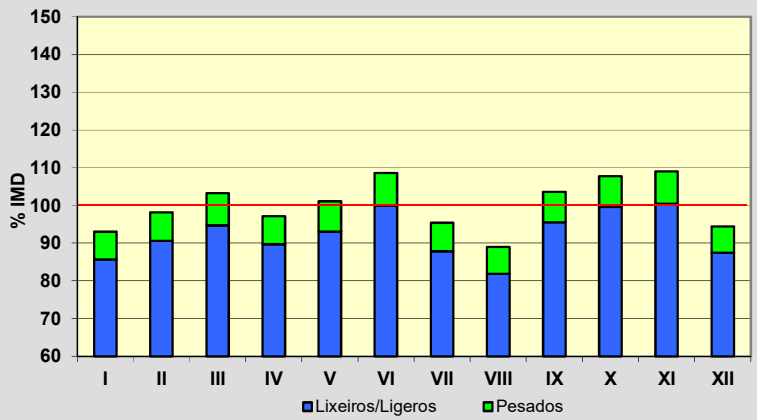
**Día Medio**

| | Lab. | Fes. | Medio |
|----|--------------|--------------|--------------|
| 00 | 34 | 71 | 44 |
| 01 | 17 | 53 | 26 |
| 02 | 13 | 35 | 19 |
| 03 | 14 | 29 | 18 |
| 04 | 18 | 28 | 20 |
| 05 | 26 | 25 | 25 |
| 06 | 88 | 35 | 72 |
| 07 | 261 | 57 | 198 |
| 08 | 304 | 85 | 239 |
| 09 | 291 | 106 | 242 |
| 10 | 291 | 174 | 265 |
| 11 | 280 | 253 | 280 |
| 12 | 270 | 319 | 292 |
| 13 | 260 | 319 | 285 |
| 14 | 270 | 231 | 266 |
| 15 | 301 | 216 | 279 |
| 16 | 302 | 285 | 296 |
| 17 | 296 | 352 | 305 |
| 18 | 313 | 425 | 330 |
| 19 | 338 | 504 | 362 |
| 20 | 298 | 456 | 325 |
| 21 | 195 | 320 | 226 |
| 22 | 119 | 192 | 140 |
| 23 | 62 | 91 | 74 |
| | 4.661 | 4.661 | 4.628 |

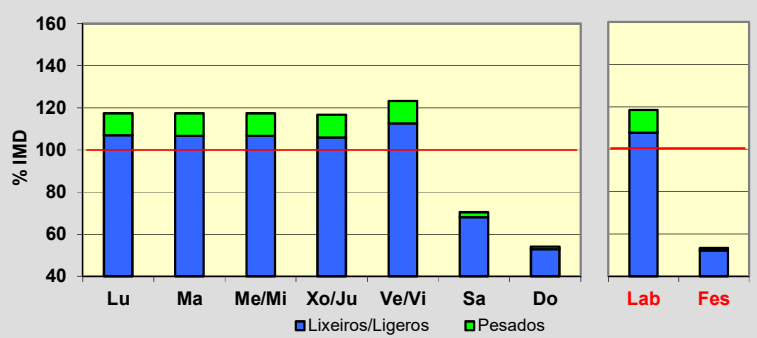


Estación: **VG-1.7(0)**Tipo: **PER****MEMORIA DE AFOROS 2017**Rede/Red: **VAC**IMD: **4.360**Nome/Nombre: **Biduido**IMDp: **342** I₃₀: **738**Treito/Tramo: **Pardiñas (AG-56) - Enl. Biduido(DP-0206)**% Pes.: **7,8** I₁₅₀: **634****Variación Mensual**

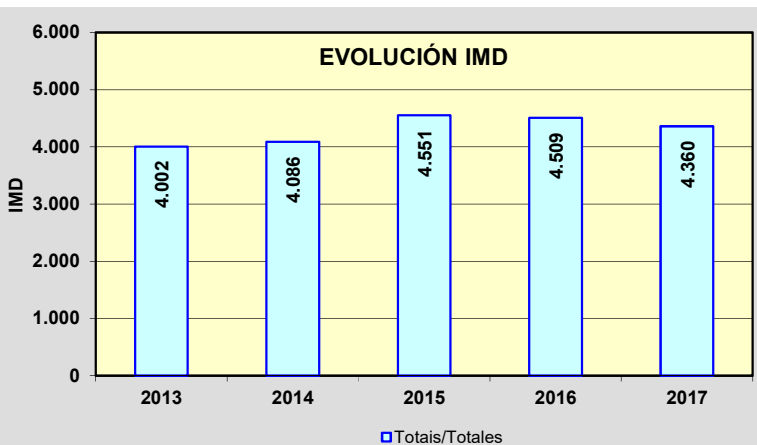
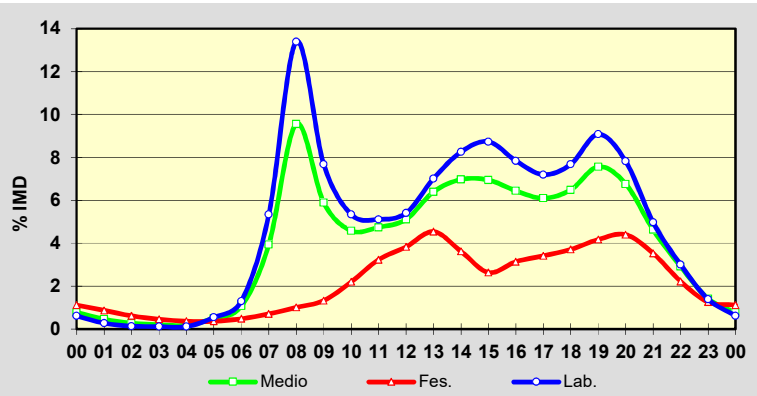
| | I.M.D. | % I.M.D. | % Pes. |
|------|--------|----------|--------|
| I | 4.056 | 93,03 | 7,9 |
| II | 4.280 | 98,17 | 7,7 |
| III | 4.502 | 103,26 | 8,3 |
| IV | 4.235 | 97,13 | 7,6 |
| V | 4.406 | 101,06 | 7,9 |
| VI | 4.735 | 108,60 | 8,0 |
| VII | 4.160 | 95,41 | 7,9 |
| VIII | 3.878 | 88,94 | 7,9 |
| IX | 4.519 | 103,65 | 7,8 |
| X | 4.698 | 107,75 | 7,6 |
| XI | 4.753 | 109,01 | 7,9 |
| XII | 4.118 | 94,45 | 7,3 |

**Semana Media**

| | I.M.D. | % I.M.D. | % Pes. |
|-------|--------|----------|--------|
| Lu | 5.121 | 117,45 | 8,9 |
| Ma | 5.120 | 117,43 | 9,2 |
| Me/Mi | 5.120 | 117,43 | 9,1 |
| Xo/Ju | 5.088 | 116,70 | 9,3 |
| Ve/Vi | 5.374 | 123,26 | 8,7 |
| Sa | 3.073 | 70,48 | 3,5 |
| Do | 2.357 | 54,06 | 2,0 |
| Lab | 5.164 | 118,44 | 9,0 |
| Fes | 2.323 | 53,28 | 2,2 |

**Día Medio**

| | Lab. | Fes. | Medio |
|----|--------------|--------------|--------------|
| 00 | 27 | 49 | 34 |
| 01 | 12 | 38 | 20 |
| 02 | 6 | 27 | 12 |
| 03 | 5 | 20 | 9 |
| 04 | 5 | 16 | 8 |
| 05 | 24 | 16 | 22 |
| 06 | 57 | 21 | 47 |
| 07 | 233 | 31 | 172 |
| 08 | 584 | 44 | 417 |
| 09 | 335 | 58 | 257 |
| 10 | 233 | 96 | 200 |
| 11 | 223 | 141 | 207 |
| 12 | 236 | 167 | 223 |
| 13 | 306 | 198 | 279 |
| 14 | 360 | 158 | 304 |
| 15 | 381 | 115 | 303 |
| 16 | 342 | 137 | 281 |
| 17 | 314 | 149 | 266 |
| 18 | 335 | 162 | 283 |
| 19 | 396 | 182 | 330 |
| 20 | 341 | 192 | 295 |
| 21 | 217 | 154 | 202 |
| 22 | 131 | 97 | 127 |
| 23 | 61 | 55 | 62 |
| | 5.164 | 2.323 | 4.360 |

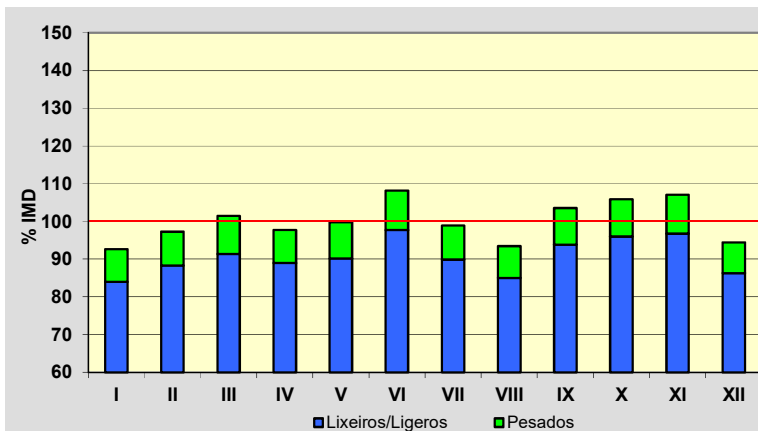


Estación: **VG-1.7(3)**Tipo: **PER**

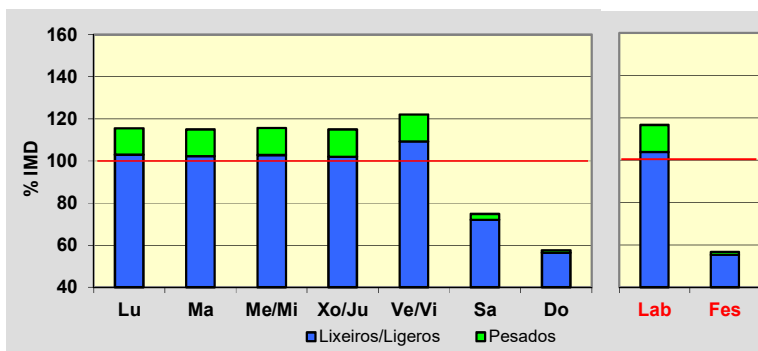
MEMORIA DE AFOROS 2017

Rede/Red: **VAC**IMD: **3.329**Nome/Nombre: **As Galanas Norte (VG-1.7)**IMDp: **311** I₃₀: **504**Treito/Tramo: **Enl. Biduido(DP-0206) - As Galanas (N-550)** % Pes.: **9,3** I₁₅₀: **430****Variación Mensual**

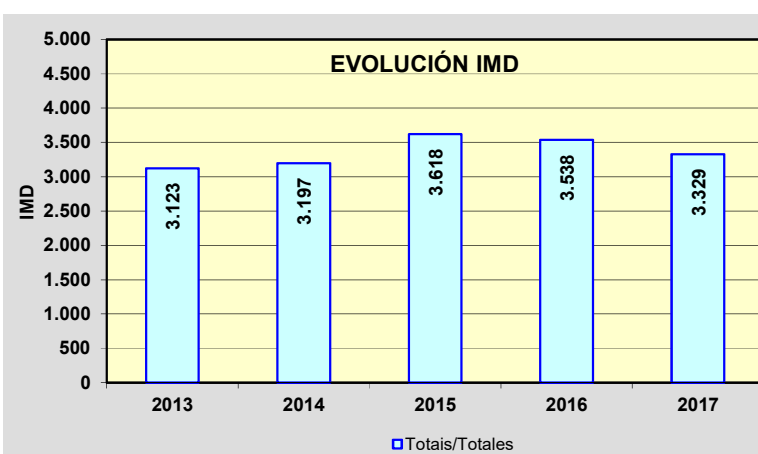
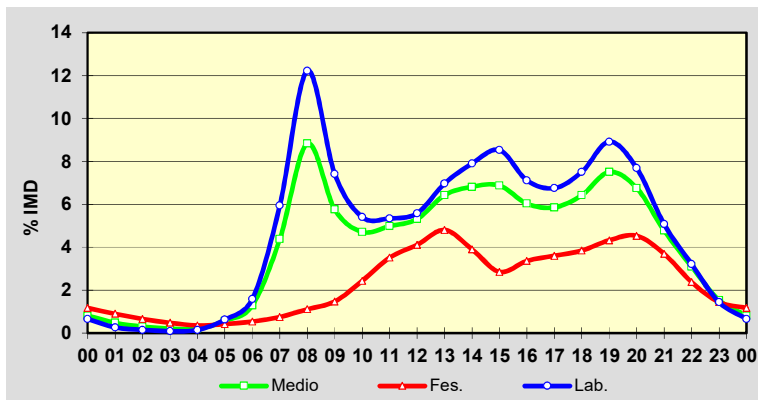
| | I.M.D. | % I.M.D. | % Pes. |
|------|--------|----------|--------|
| I | 3.085 | 92,67 | 9,4 |
| II | 3.239 | 97,30 | 9,2 |
| III | 3.378 | 101,47 | 10,0 |
| IV | 3.253 | 97,72 | 8,9 |
| V | 3.322 | 99,79 | 9,6 |
| VI | 3.602 | 108,20 | 9,7 |
| VII | 3.292 | 98,89 | 9,1 |
| VIII | 3.112 | 93,48 | 9,0 |
| IX | 3.448 | 103,57 | 9,4 |
| X | 3.523 | 105,83 | 9,3 |
| XI | 3.563 | 107,03 | 9,6 |
| XII | 3.143 | 94,41 | 8,6 |

**Semana Media**

| | I.M.D. | % I.M.D. | % Pes. |
|-------|--------|----------|--------|
| Lu | 3.845 | 115,50 | 10,9 |
| Ma | 3.828 | 114,99 | 11,1 |
| Me/Mi | 3.849 | 115,62 | 11,1 |
| Xo/Ju | 3.828 | 114,99 | 11,3 |
| Ve/Vi | 4.065 | 122,11 | 10,5 |
| Sa | 2.493 | 74,89 | 3,9 |
| Do | 1.917 | 57,58 | 2,2 |
| Lab | 3.882 | 116,61 | 11,0 |
| Fes | 1.887 | 56,68 | 2,4 |

**Día Medio**

| | Lab. | Fes. | Medio |
|----|--------------|--------------|--------------|
| 00 | 22 | 39 | 27 |
| 01 | 9 | 30 | 16 |
| 02 | 5 | 22 | 10 |
| 03 | 3 | 16 | 7 |
| 04 | 5 | 12 | 7 |
| 05 | 21 | 14 | 19 |
| 06 | 53 | 18 | 43 |
| 07 | 198 | 25 | 146 |
| 08 | 407 | 37 | 294 |
| 09 | 247 | 49 | 192 |
| 10 | 180 | 81 | 157 |
| 11 | 178 | 117 | 166 |
| 12 | 186 | 137 | 177 |
| 13 | 232 | 160 | 214 |
| 14 | 263 | 130 | 227 |
| 15 | 284 | 95 | 229 |
| 16 | 237 | 112 | 201 |
| 17 | 225 | 120 | 195 |
| 18 | 250 | 128 | 214 |
| 19 | 297 | 144 | 250 |
| 20 | 256 | 151 | 225 |
| 21 | 169 | 123 | 159 |
| 22 | 107 | 79 | 103 |
| 23 | 48 | 48 | 51 |
| | 3.882 | 1.887 | 3.329 |



PROVINCIA DE LUGO

2017

| Código Estación | Tipo | Cuadríc. | | Nome / Nombre | Treito / Tramo | Rede Red | IMD | %Pes |
|-----------------|------|----------|---|----------------------------|------------------------------------------------------------------|----------|--------|-------|
| | | X | Y | | | | | |
| AG-64(43) | Per | 13 | S | A Carballosa | Enl. Cabreiros (LU-540) - Enl. Cabodaldea (CP-6509) | VAC | 6.141 | 12,9% |
| CG-2.1(5) | Com | 15 | J | Moreda | Enl. Monforte Oeste (VG-2.1) - Enl. Toiriz-Ferreira (Ctra. Dip.) | VAC | 3.792 | 7,9% |
| CG-2.1(16) | Com | 14 | J | Escairón (CG-2.1) | Enl. Escairón Oeste (LU-616) - Escairón (LU-533) | VAC | 2.701 | 9,7% |
| CG-2.1(31) | Com | 13 | J | Chantada (CG-2.1) | Enl. Chantada Oeste (LU-213) - Enl. Mondín-Taboada (Ctra. Dip.) | VAC | 1.889 | 9,4% |
| CG-2.2(3) | Com | 16 | N | O Corgo (CG-2.2) | Nadela (A-6) - Enl. Corgo | VAC | 7.366 | 8,3% |
| CG-2.2(9) | Per | 16 | N | Maceda (CG-2.2) | Enl. Corgo - Enl. Maceda | VAC | 7.267 | 9,0% |
| CG-2.2(11) | Com | 16 | M | Pobra de San Xiao (CG-2.2) | Enl. Maceda - Enl. Pobra | VAC | 7.248 | 9,2% |
| CG-2.2(20) | Com | 16 | M | Betote (CG-2.2) | Enl. Pobra - Enl. Sarria Norte | VAC | 7.125 | 9,7% |
| CG-2.2(22) | Per | 16 | L | Sarria (CG-2.2) | Enl. Sarria Norte - Enl. Sarria Centro | VAC | 5.007 | 12,8% |
| CG-2.2(25) | Com | 16 | L | Falbán (CG-2.2) | Enl. Sarria Centro - Enl. Sarria Sur | VAC | 4.142 | 14,6% |
| CG-2.2(29) | Per | 16 | L | Oural (CG-2.2) | Enl. Sarria Sur - Enl. Oural | VAC | 5.090 | 11,2% |
| CG-2.2(45) | Per | 16 | J | Ribas Pequenas | Enl. Bóveda (LU-652) - Enl. Monforte Norte (LU-546) | VAC | 4.019 | 10,0% |
| CG-2.2(54) | Com | 15 | J | Seoane | Enl. Monforte (LU-P-3202) - Monforte (VG-2.1) | VAC | 2.599 | 12,1% |
| CG-2.3(3) | Per | 15 | V | Xove | San Cibrao (LU-862) - Enl. Xove (LU-862) | VAC | 4.703 | 7,2% |
| LU-113(10) | Com | 16 | Q | Castro | Castro (LU-115) - LU-120 | PC | 2.904 | 12,1% |
| LU-120(1) | Com | 14 | R | Vilalba (LU-120) | Vilalba (N-634) - Tumbo (LU-111) | PC | 3.883 | 9,1% |
| LU-122(3) | Com | 17 | R | Río Miño | Paraxes (LU-120) - Bretoña (LU-125) | PC | 1.873 | 11,1% |
| LU-122(29) | Per | 17 | T | A Laxe | Cruz da Cancela (LU-124) - Lourenzá (N-634a) | PC | 1.663 | 10,3% |
| LU-132(1) | Per | 17 | T | Lourenzá (LU-132) | Lourenzá (LU-122) - Trabada (LU-P-6103) | PC | 425 | 11,8% |
| LU-160(9) | Per | 17 | T | Masma | Masma (LU-153) - Alfoz | PC | 1.091 | 13,0% |
| LU-162(0) | Com | 16 | U | Valadouro (LU-162) | Ferreira de Valadouro (LU-160) - Cangas de Foz (N-642) | PC | 1.608 | 5,5% |
| LU-170(4) | Com | 13 | Q | Parga (LU-170) | Enl. A-6 - Vilares (LU-P-2301) | PC | 684 | 12,4% |
| LU-212(9) | Per | 13 | L | Monterroso (LU-212) | Taboada (Avda. de Lugo) - Monterroso (N-640) | S | 2.162 | 10,7% |
| LU-221(2) | Com | 13 | L | Monterroso (LU-221) | Monterroso (Deput.) - Palas de Rei (N-547) | S | 2.101 | 11,3% |
| LU-231(2) | Com | 13 | O | Friol (LU-231) | Friol (LU-232) - A Baiuca (Deput) | S | 705 | 8,5% |
| LU-530(2) | Per | 15 | O | Lugo (LU-530) | Lugo - Enl. A-6 | PB | 10.233 | 2,8% |
| LU-530(31) | Com | 18 | O | Baleira | Cádabo (Baleira) (LU-750) - Fonsagrada | PB | 1.298 | 9,6% |
| LU-540(33) | Com | 14 | T | Cabreiros (LU-540) | Ouroil (LU-105) - Cabreiros (LU-861) | PB | 2.881 | 10,1% |
| LU-541(0) | Per | 15 | P | Rábade (LU-541) | Enl. A-6 - Variante Vilalba | PB | 4.899 | 10,3% |
| LU-546(10) | Per | 16 | M | Maceda | Maceda (LU-P-1611) - Pobra de San Xiao (LU-614) | PB | 3.773 | 9,6% |
| LU-546(16) | Per | 16 | M | Sarria (LU-546) | Vilapedre (LU-P-5710) - Sarria (LU-633) | PB | 2.442 | 10,6% |

TIPO: PER (Permanente), SEM (Semipermanente) y COM (Complementaria)

REDE: VAC (Vía alta capacidade), PB (Primaria básica), PC (Primaria complementaria) y S (Secundaria)

Estación: **AG-64(43)DGT**Tipo: **PER****MEMORIA DE AFOROS 2017**Rede/Red: **VAC**IMD: **6.141**

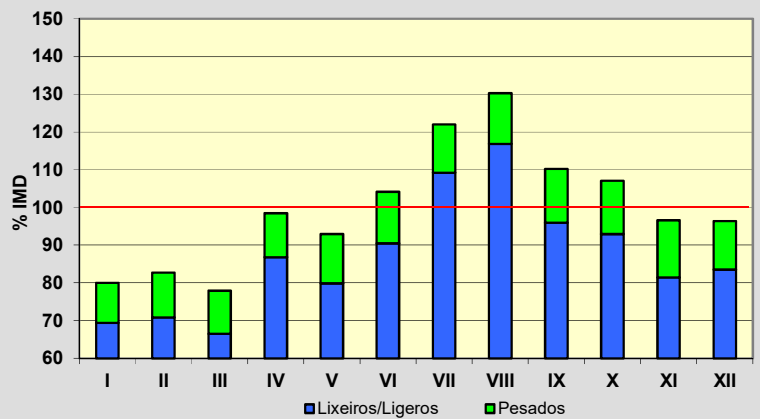
Nome/Nombre:

A CarballosaIMDp: **793** I₃₀: **822**

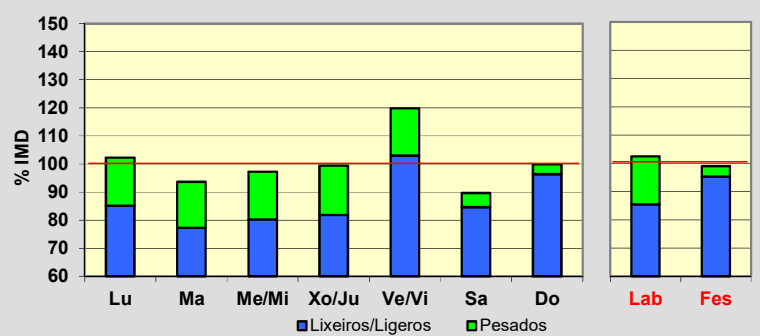
Treito/Tramo:

Enl. Cabreiros (LU-540) - Enl. Cabodaldea (CP-6509)% Pes.: **12,9** I₁₅₀: **664****Variación Mensual**

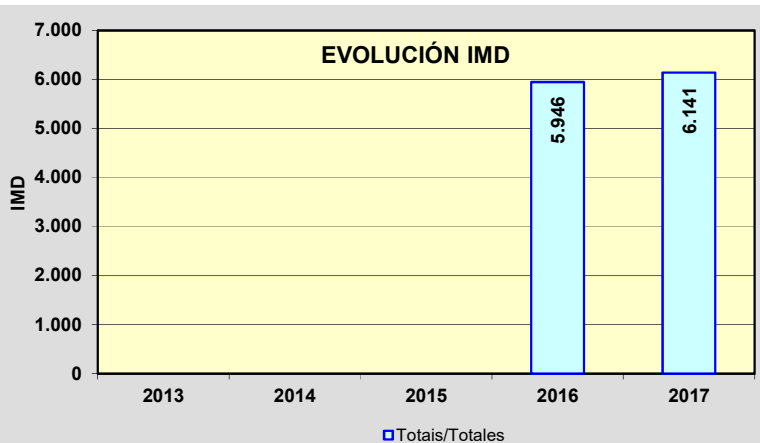
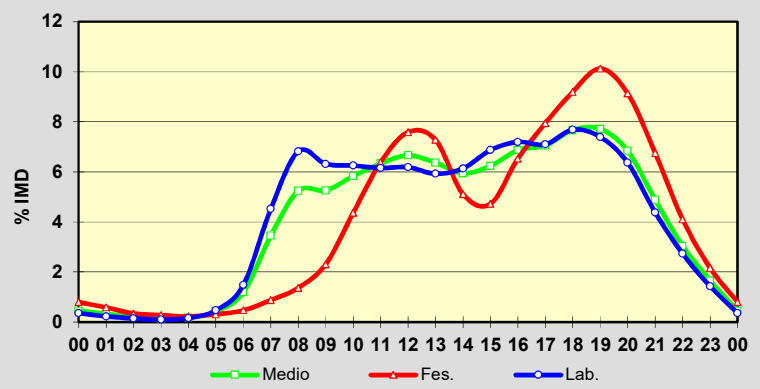
| | I.M.D. | % I.M.D. | % Pes. |
|------|--------|----------|--------|
| I | 4.912 | 79,99 | 13,2 |
| II | 5.080 | 82,72 | 14,4 |
| III | 4.786 | 77,94 | 14,7 |
| IV | 6.048 | 98,49 | 11,8 |
| V | 5.709 | 92,97 | 14,1 |
| VI | 6.396 | 104,15 | 13,2 |
| VII | 7.493 | 122,02 | 10,5 |
| VIII | 7.998 | 130,24 | 10,3 |
| IX | 6.765 | 110,16 | 12,9 |
| X | 6.576 | 107,08 | 13,2 |
| XI | 5.932 | 96,60 | 15,7 |
| XII | 5.916 | 96,34 | 13,3 |

**Semana Media**

| | I.M.D. | % I.M.D. | % Pes. |
|-------|--------|----------|--------|
| Lu | 6.283 | 102,31 | 16,8 |
| Ma | 5.751 | 93,65 | 17,5 |
| Me/Mi | 5.972 | 97,25 | 17,5 |
| Xo/Ju | 6.102 | 99,36 | 17,6 |
| Ve/Vi | 7.363 | 119,90 | 14,1 |
| Sa | 5.503 | 89,61 | 5,5 |
| Do | 6.134 | 99,89 | 3,6 |
| Lab | 6.291 | 102,44 | 16,6 |
| Fes | 6.079 | 98,99 | 3,7 |

**Día Medio**

| | Lab. | Fes. | Medio |
|----|--------------|--------------|--------------|
| 00 | 22 | 49 | 28 |
| 01 | 14 | 36 | 20 |
| 02 | 9 | 21 | 13 |
| 03 | 6 | 17 | 9 |
| 04 | 10 | 14 | 11 |
| 05 | 29 | 19 | 26 |
| 06 | 91 | 29 | 73 |
| 07 | 278 | 54 | 212 |
| 08 | 419 | 84 | 322 |
| 09 | 388 | 142 | 323 |
| 10 | 384 | 268 | 358 |
| 11 | 378 | 392 | 389 |
| 12 | 380 | 466 | 409 |
| 13 | 364 | 447 | 391 |
| 14 | 377 | 314 | 365 |
| 15 | 422 | 290 | 383 |
| 16 | 442 | 401 | 422 |
| 17 | 436 | 488 | 433 |
| 18 | 472 | 565 | 471 |
| 19 | 454 | 622 | 474 |
| 20 | 391 | 561 | 420 |
| 21 | 269 | 415 | 300 |
| 22 | 168 | 252 | 187 |
| 23 | 88 | 133 | 102 |
| | 6.291 | 6.079 | 6.141 |



Estación: **CG-2.1(5)**Tipo: **COM**

MEMORIA DE AFOROS 2017

Rede/Red: **VAC**IMD: **3.792**

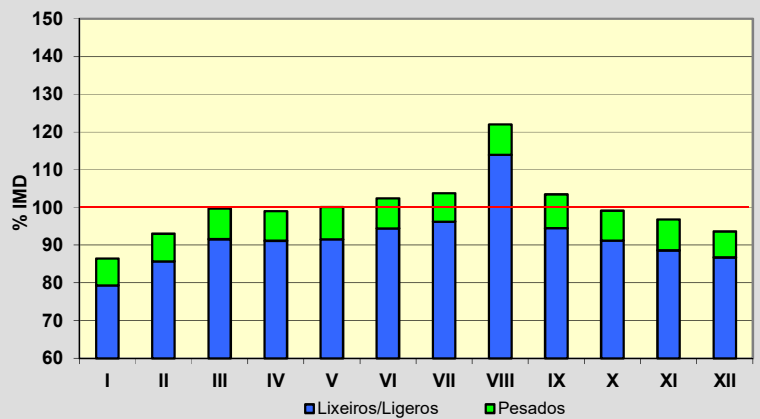
Nome/Nombre:

MoredaIMDp: **298** I₃₀: **366**

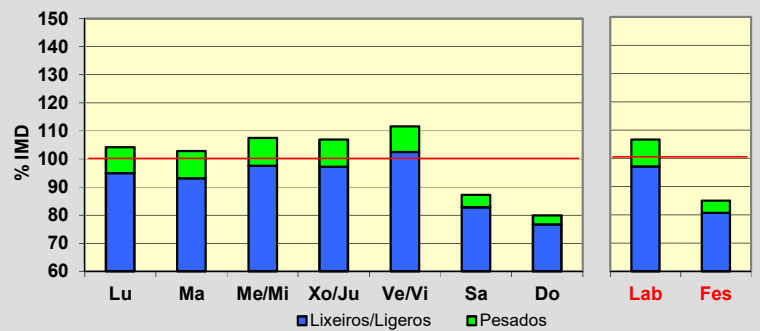
Treito/Tramo:

Enl. Monforte Oeste (VG-2.1) - Enl. Toiriz-Ferreira (Ctra. Dip.)% Pes.: **7,9** I₁₅₀: **333****Variación Mensual**

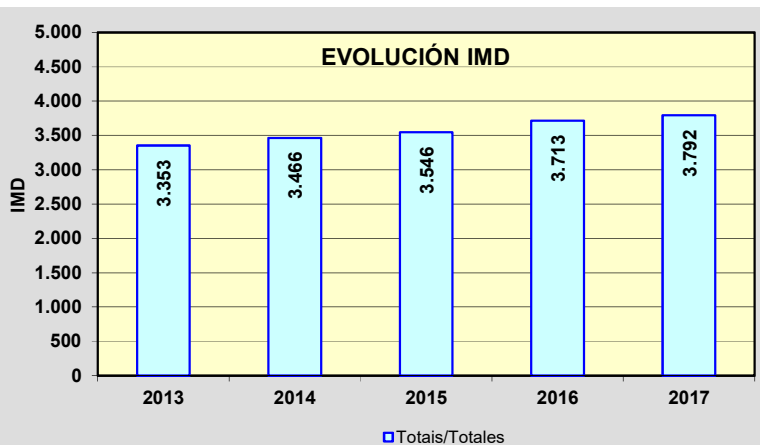
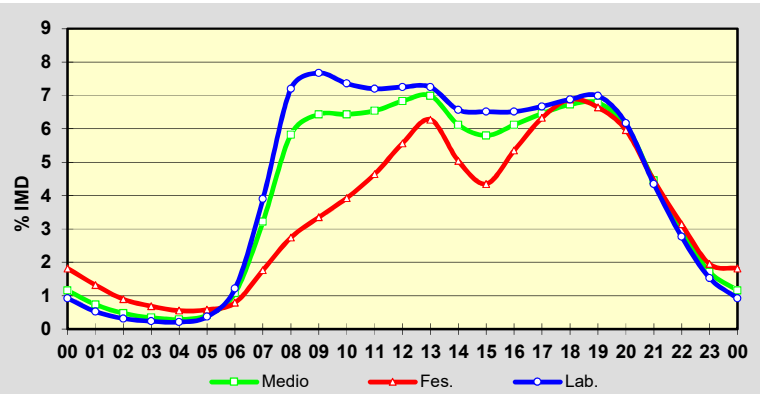
| | I.M.D. | % I.M.D. | % Pes. |
|------|--------|----------|--------|
| I | 3.279 | 86,47 | 8,3 |
| II | 3.527 | 93,01 | 7,9 |
| III | 3.778 | 99,63 | 8,1 |
| IV | 3.753 | 98,97 | 7,9 |
| V | 3.795 | 100,08 | 8,6 |
| VI | 3.884 | 102,43 | 7,8 |
| VII | 3.936 | 103,80 | 7,3 |
| VIII | 4.625 | 121,97 | 6,6 |
| IX | 3.922 | 103,43 | 8,6 |
| X | 3.758 | 99,10 | 7,9 |
| XI | 3.672 | 96,84 | 8,5 |
| XII | 3.549 | 93,59 | 7,4 |

**Semana Media**

| | I.M.D. | % I.M.D. | % Pes. |
|-------|--------|----------|--------|
| Lu | 3.950 | 104,17 | 8,8 |
| Ma | 3.900 | 102,85 | 9,4 |
| Me/Mi | 4.076 | 107,49 | 9,2 |
| Xo/Ju | 4.056 | 106,96 | 9,0 |
| Ve/Vi | 4.234 | 111,66 | 8,2 |
| Sa | 3.307 | 87,21 | 5,0 |
| Do | 3.032 | 79,96 | 4,1 |
| Lab | 4.042 | 106,59 | 8,9 |
| Fes | 3.224 | 85,02 | 5,1 |

**Día Medio**

| | Lab. | Fes. | Medio |
|--------------|--------------|--------------|--------------|
| 00 | 35 | 69 | 44 |
| 01 | 20 | 50 | 28 |
| 02 | 12 | 34 | 18 |
| 03 | 9 | 26 | 13 |
| 04 | 8 | 21 | 11 |
| 05 | 14 | 22 | 16 |
| 06 | 46 | 30 | 41 |
| 07 | 148 | 67 | 122 |
| 08 | 273 | 104 | 221 |
| 09 | 291 | 127 | 244 |
| 10 | 279 | 149 | 244 |
| 11 | 273 | 176 | 248 |
| 12 | 275 | 211 | 259 |
| 13 | 275 | 238 | 265 |
| 14 | 249 | 191 | 232 |
| 15 | 247 | 165 | 220 |
| 16 | 247 | 203 | 232 |
| 17 | 253 | 240 | 245 |
| 18 | 261 | 261 | 255 |
| 19 | 265 | 252 | 257 |
| 20 | 234 | 226 | 231 |
| 21 | 165 | 169 | 169 |
| 22 | 105 | 119 | 112 |
| 23 | 58 | 74 | 65 |
| Total | 4.042 | 3.224 | 3.792 |



Estación: **CG-2.1(16)**Tipo: **COM**

MEMORIA DE AFOROS 2017

Rede/Red: **VAC**IMD: **2.701**

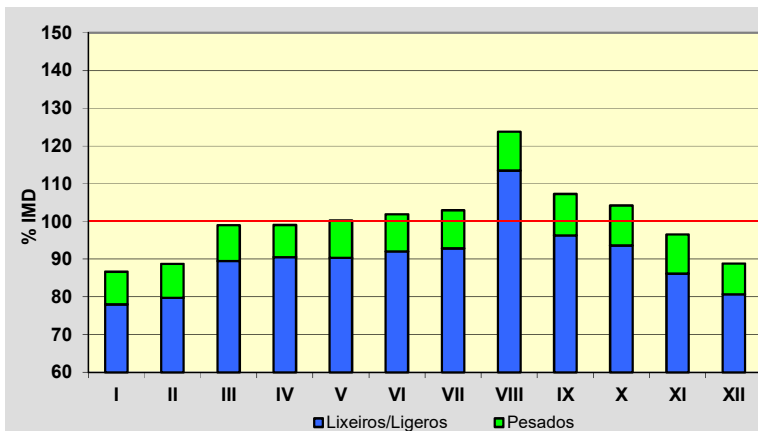
Nome/Nombre:

Escairón (CG-2.1)IMDp: **261** I₃₀: **268**

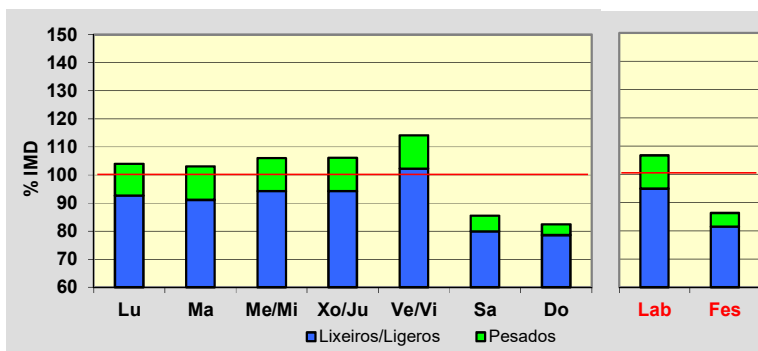
Treito/Tramo:

Enl. Escairón Oeste (LU-616) - Escairón (LU-533)% Pes.: **9,7** I₁₅₀: **241****Variación Mensual**


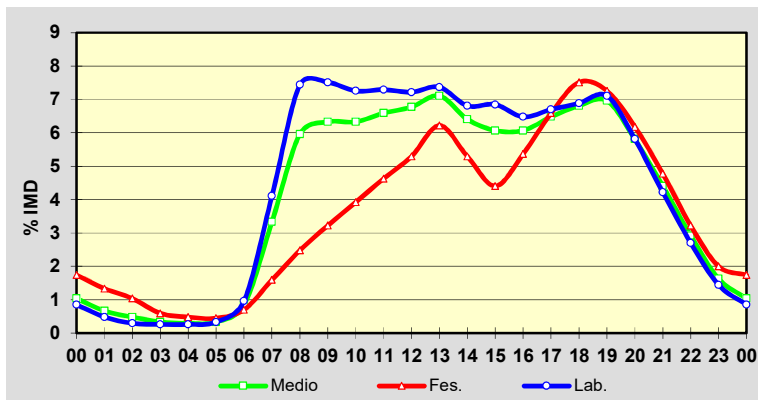
| | I.M.D. | % I.M.D. | % Pes. |
|------|--------|----------|--------|
| I | 2.341 | 86,67 | 10,0 |
| II | 2.397 | 88,74 | 10,1 |
| III | 2.674 | 99,00 | 9,6 |
| IV | 2.676 | 99,07 | 8,6 |
| V | 2.707 | 100,22 | 9,9 |
| VI | 2.752 | 101,89 | 9,7 |
| VII | 2.780 | 102,92 | 9,7 |
| VIII | 3.343 | 123,77 | 8,3 |
| IX | 2.898 | 107,29 | 10,2 |
| X | 2.814 | 104,18 | 10,1 |
| XI | 2.608 | 96,56 | 10,8 |
| XII | 2.399 | 88,82 | 9,2 |

**Semana Media**

| | I.M.D. | % I.M.D. | % Pes. |
|-------|--------|----------|--------|
| Lu | 2.810 | 104,04 | 11,0 |
| Ma | 2.784 | 103,07 | 11,6 |
| Me/Mi | 2.863 | 106,00 | 11,1 |
| Xo/Ju | 2.865 | 106,07 | 11,2 |
| Ve/Vi | 3.084 | 114,18 | 10,4 |
| Sa | 2.310 | 85,52 | 6,5 |
| Do | 2.225 | 82,38 | 4,6 |
| Lab | 2.881 | 106,66 | 11,0 |
| Fes | 2.331 | 86,30 | 5,6 |

**Día Medio**

| | Lab. | Fes. | Medio |
|----|--------------|--------------|--------------|
| 00 | 23 | 47 | 28 |
| 01 | 13 | 36 | 18 |
| 02 | 8 | 28 | 13 |
| 03 | 7 | 16 | 9 |
| 04 | 7 | 13 | 8 |
| 05 | 9 | 12 | 9 |
| 06 | 26 | 19 | 23 |
| 07 | 111 | 43 | 90 |
| 08 | 201 | 67 | 161 |
| 09 | 203 | 87 | 171 |
| 10 | 196 | 106 | 171 |
| 11 | 197 | 125 | 178 |
| 12 | 195 | 143 | 183 |
| 13 | 199 | 168 | 192 |
| 14 | 184 | 143 | 173 |
| 15 | 185 | 119 | 164 |
| 16 | 175 | 145 | 164 |
| 17 | 181 | 178 | 175 |
| 18 | 186 | 203 | 184 |
| 19 | 192 | 196 | 188 |
| 20 | 157 | 167 | 157 |
| 21 | 114 | 129 | 119 |
| 22 | 73 | 87 | 79 |
| 23 | 39 | 54 | 44 |
| | 2.881 | 2.331 | 2.701 |



Estación: **CG-2.1(31)**Tipo: **COM**

MEMORIA DE AFOROS 2017

Rede/Red: **VAC**IMD: **1.889**

Nome/Nombre:

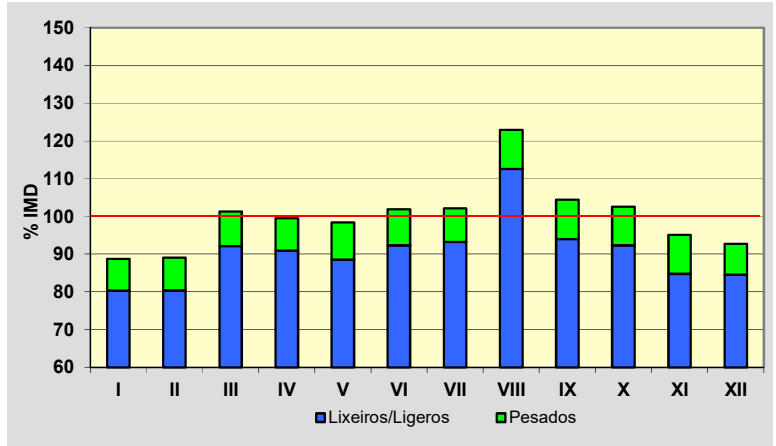
Chantada (CG-2.1)IMDp: **177** I₃₀: **218**

Treito/Tramo:

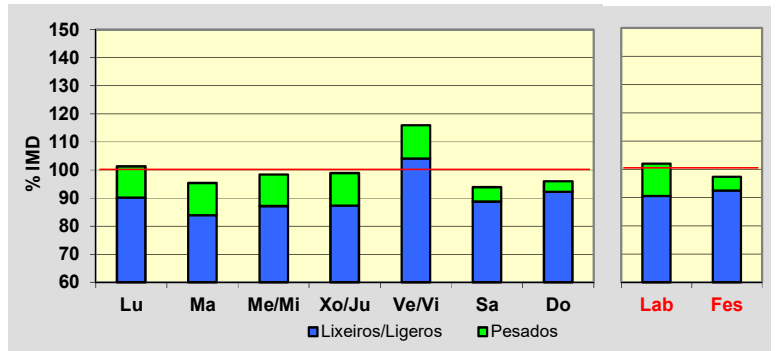
Enl. Chantada Oeste (LU-213) - Enl. Mondín-Taboada (Ctra. Dip.)

% Pes.: **9,4** I₁₅₀: **183****Variación Mensual**

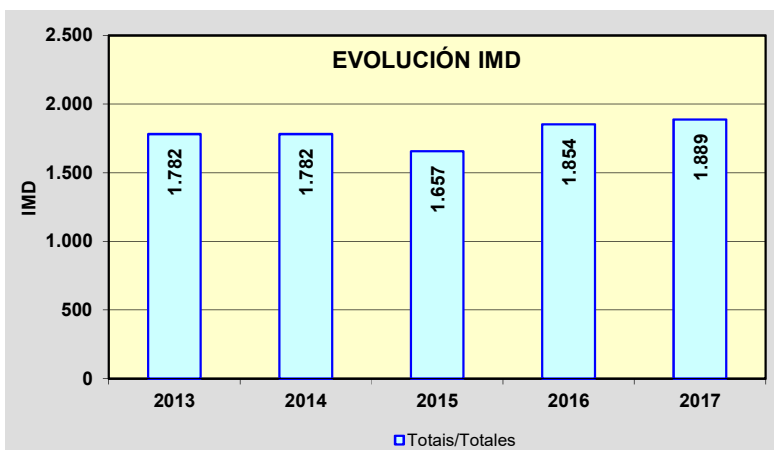
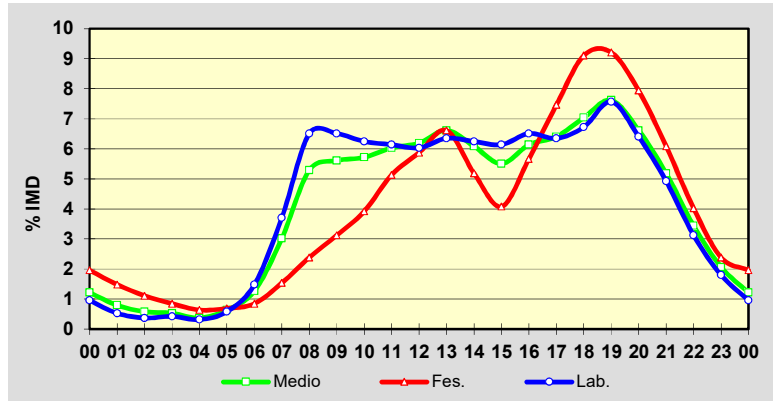
| | I.M.D. | % I.M.D. | % Pes. |
|------|--------|----------|--------|
| I | 1.677 | 88,78 | 9,5 |
| II | 1.682 | 89,04 | 9,8 |
| III | 1.913 | 101,27 | 9,0 |
| IV | 1.880 | 99,52 | 8,7 |
| V | 1.858 | 98,36 | 10,0 |
| VI | 1.925 | 101,91 | 9,4 |
| VII | 1.929 | 102,12 | 8,7 |
| VIII | 2.323 | 122,98 | 8,4 |
| IX | 1.973 | 104,45 | 10,0 |
| X | 1.937 | 102,54 | 9,9 |
| XI | 1.796 | 95,08 | 10,8 |
| XII | 1.751 | 92,69 | 8,7 |

**Semana Media**

| | I.M.D. | % I.M.D. | % Pes. |
|-------|--------|----------|--------|
| Lu | 1.913 | 101,27 | 11,0 |
| Ma | 1.802 | 95,39 | 12,0 |
| Me/Mi | 1.859 | 98,41 | 11,5 |
| Xo/Ju | 1.868 | 98,89 | 11,7 |
| Ve/Vi | 2.191 | 115,99 | 10,3 |
| Sa | 1.774 | 93,91 | 5,5 |
| Do | 1.813 | 95,98 | 3,9 |
| Lab | 1.926 | 101,96 | 11,2 |
| Fes | 1.838 | 97,30 | 5,0 |

**Día Medio**

| | Lab. | Fes. | Medio |
|----|--------------|--------------|--------------|
| 00 | 18 | 37 | 23 |
| 01 | 10 | 28 | 15 |
| 02 | 7 | 21 | 11 |
| 03 | 8 | 16 | 10 |
| 04 | 6 | 12 | 7 |
| 05 | 11 | 13 | 12 |
| 06 | 28 | 16 | 24 |
| 07 | 70 | 29 | 57 |
| 08 | 123 | 45 | 100 |
| 09 | 123 | 59 | 106 |
| 10 | 118 | 74 | 108 |
| 11 | 116 | 97 | 114 |
| 12 | 114 | 111 | 117 |
| 13 | 120 | 125 | 125 |
| 14 | 118 | 98 | 115 |
| 15 | 116 | 77 | 104 |
| 16 | 123 | 107 | 116 |
| 17 | 120 | 141 | 121 |
| 18 | 127 | 172 | 133 |
| 19 | 143 | 174 | 144 |
| 20 | 121 | 150 | 125 |
| 21 | 93 | 115 | 98 |
| 22 | 59 | 76 | 65 |
| 23 | 34 | 45 | 39 |
| | 1.926 | 1.838 | 1.889 |



Estación: **CG-2.2(3)**Tipo: **COM****MEMORIA DE AFOROS 2017**Rede/Red: **VAC**IMD: **7.366**

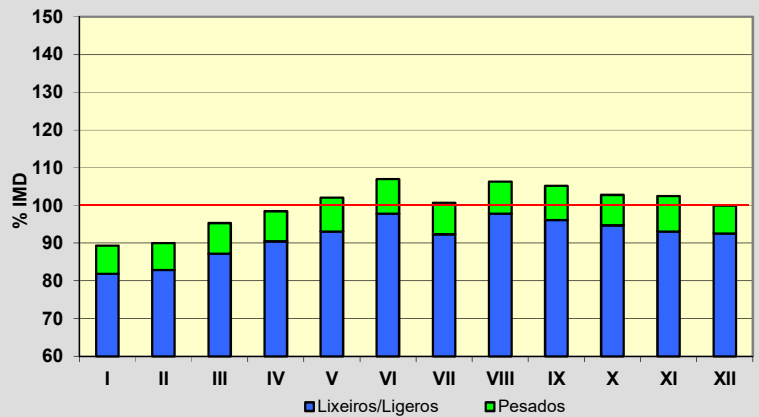
Nome/Nombre:

O Corgo (CG-2.2)IMDp: **612** I₃₀: **698**

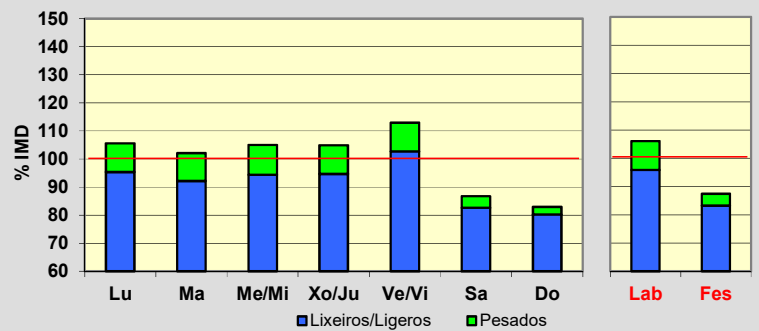
Treito/Tramo:

Nadela (A-6) - Enl. Corgo% Pes.: **8,3** I₁₅₀: **645****Variación Mensual**

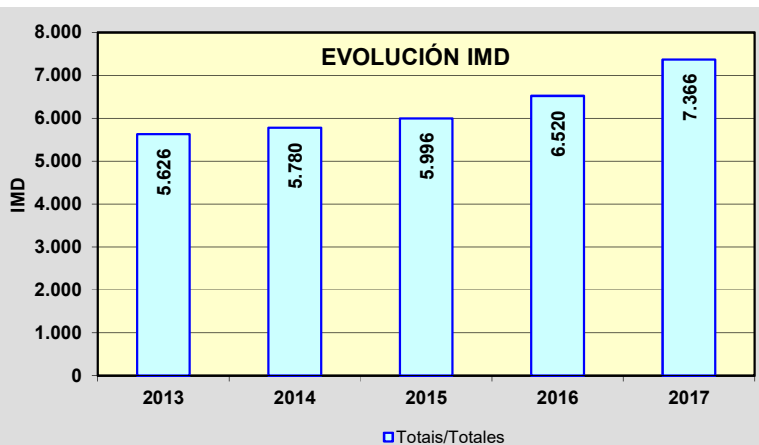
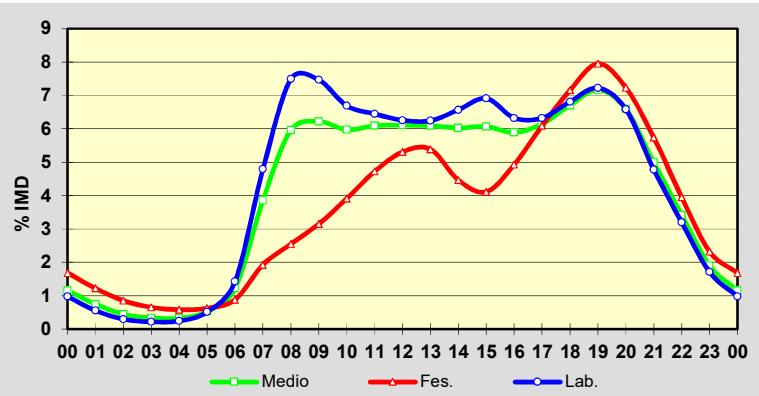
| | I.M.D. | % I.M.D. | % Pes. |
|------|--------|----------|--------|
| I | 6.580 | 89,33 | 8,4 |
| II | 6.632 | 90,04 | 8,0 |
| III | 7.019 | 95,29 | 8,5 |
| IV | 7.255 | 98,49 | 8,1 |
| V | 7.516 | 102,04 | 8,8 |
| VI | 7.882 | 107,01 | 8,6 |
| VII | 7.418 | 100,71 | 8,3 |
| VIII | 7.831 | 106,31 | 8,0 |
| IX | 7.745 | 105,15 | 8,6 |
| X | 7.571 | 102,78 | 7,9 |
| XI | 7.548 | 102,47 | 9,1 |
| XII | 7.360 | 99,92 | 7,3 |

**Semana Media**

| | I.M.D. | % I.M.D. | % Pes. |
|-------|--------|----------|--------|
| Lu | 7.782 | 105,65 | 9,7 |
| Ma | 7.518 | 102,06 | 9,7 |
| Me/Mi | 7.738 | 105,05 | 10,2 |
| Xo/Ju | 7.725 | 104,87 | 9,8 |
| Ve/Vi | 8.318 | 112,92 | 9,0 |
| Sa | 6.389 | 86,74 | 4,8 |
| Do | 6.112 | 82,98 | 3,4 |
| Lab | 7.814 | 106,08 | 9,7 |
| Fes | 6.440 | 87,43 | 4,8 |

**Día Medio**

| | Lab. | Fes. | Medio |
|----|--------------|--------------|--------------|
| 00 | 72 | 124 | 85 |
| 01 | 41 | 90 | 55 |
| 02 | 22 | 63 | 33 |
| 03 | 16 | 48 | 25 |
| 04 | 18 | 43 | 24 |
| 05 | 38 | 46 | 39 |
| 06 | 105 | 65 | 90 |
| 07 | 353 | 142 | 284 |
| 08 | 552 | 188 | 439 |
| 09 | 550 | 232 | 458 |
| 10 | 493 | 288 | 440 |
| 11 | 475 | 348 | 449 |
| 12 | 461 | 391 | 450 |
| 13 | 460 | 397 | 449 |
| 14 | 484 | 329 | 444 |
| 15 | 509 | 303 | 447 |
| 16 | 466 | 363 | 434 |
| 17 | 466 | 449 | 453 |
| 18 | 502 | 527 | 494 |
| 19 | 532 | 586 | 528 |
| 20 | 485 | 533 | 486 |
| 21 | 352 | 423 | 368 |
| 22 | 236 | 291 | 252 |
| 23 | 126 | 171 | 140 |
| | 7.814 | 6.440 | 7.366 |



Estación: **CG-2.2(9)**Tipo: **PER**

MEMORIA DE AFOROS 2017

Rede/Red: **VAC**IMD: **7.267**

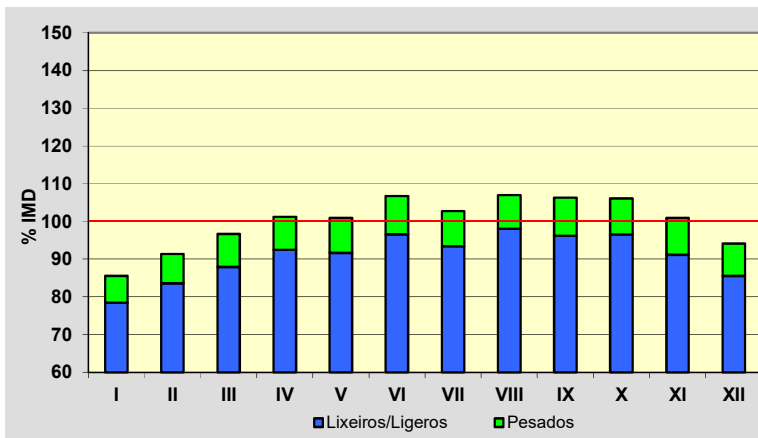
Nome/Nombre:

Maceda (CG-2.2)IMDp: **654** I₃₀: **685**

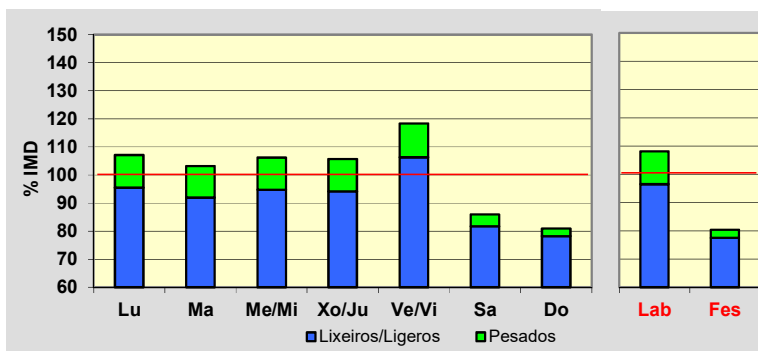
Treito/Tramo:

Enl. Corgo - Enl. Maceda% Pes.: **9,0** I₁₅₀: **635****Variación Mensual**

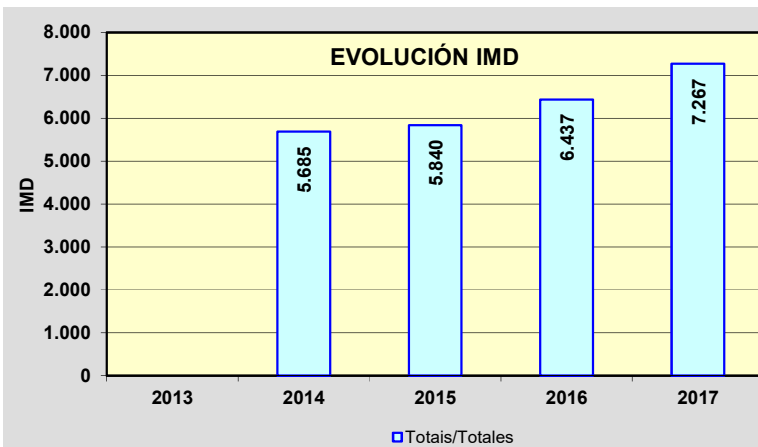
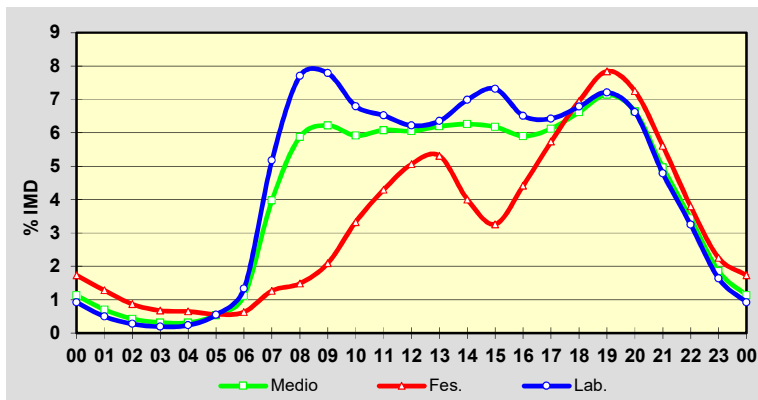
| | I.M.D. | % I.M.D. | % Pes. |
|------|--------|----------|--------|
| I | 6.218 | 85,56 | 8,3 |
| II | 6.641 | 91,39 | 8,5 |
| III | 7.026 | 96,68 | 9,1 |
| IV | 7.358 | 101,25 | 8,7 |
| V | 7.336 | 100,95 | 9,2 |
| VI | 7.757 | 106,74 | 9,5 |
| VII | 7.462 | 102,68 | 9,0 |
| VIII | 7.775 | 106,99 | 8,3 |
| IX | 7.723 | 106,27 | 9,5 |
| X | 7.709 | 106,08 | 9,0 |
| XI | 7.335 | 100,94 | 9,7 |
| XII | 6.838 | 94,10 | 9,1 |

**Semana Media**

| | I.M.D. | % I.M.D. | % Pes. |
|-------|--------|----------|--------|
| Lu | 7.782 | 107,09 | 10,9 |
| Ma | 7.503 | 103,25 | 11,0 |
| Me/Mi | 7.721 | 106,25 | 10,8 |
| Xo/Ju | 7.681 | 105,70 | 10,9 |
| Ve/Vi | 8.603 | 118,38 | 10,2 |
| Sa | 6.244 | 85,92 | 4,9 |
| Do | 5.884 | 80,97 | 3,4 |
| Lab | 7.856 | 108,11 | 10,7 |
| Fes | 5.841 | 80,38 | 3,6 |

**Día Medio**

| | Lab. | Fes. | Medio |
|----|--------------|--------------|--------------|
| 00 | 67 | 126 | 82 |
| 01 | 36 | 93 | 51 |
| 02 | 20 | 63 | 31 |
| 03 | 14 | 49 | 23 |
| 04 | 17 | 47 | 23 |
| 05 | 40 | 41 | 39 |
| 06 | 97 | 46 | 81 |
| 07 | 376 | 92 | 289 |
| 08 | 560 | 108 | 427 |
| 09 | 566 | 152 | 452 |
| 10 | 494 | 242 | 430 |
| 11 | 474 | 312 | 442 |
| 12 | 452 | 368 | 440 |
| 13 | 462 | 386 | 450 |
| 14 | 508 | 291 | 455 |
| 15 | 532 | 237 | 449 |
| 16 | 473 | 321 | 429 |
| 17 | 467 | 417 | 445 |
| 18 | 493 | 505 | 481 |
| 19 | 524 | 570 | 519 |
| 20 | 481 | 527 | 483 |
| 21 | 348 | 408 | 361 |
| 22 | 236 | 276 | 250 |
| 23 | 119 | 164 | 135 |
| | 7.856 | 5.841 | 7.267 |

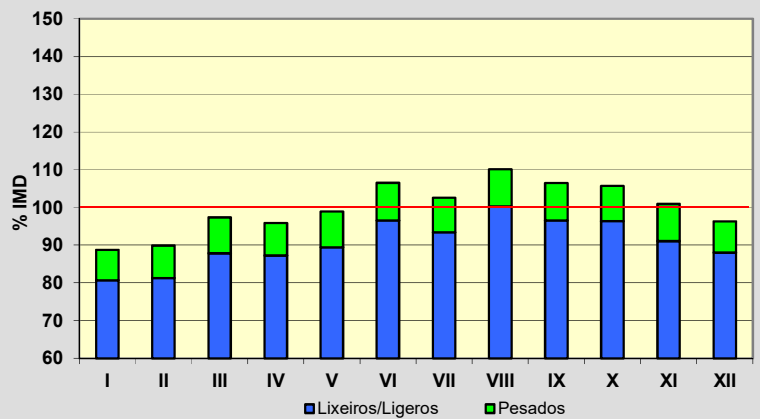


Estación: **CG-2.2(11)**Tipo: **COM**

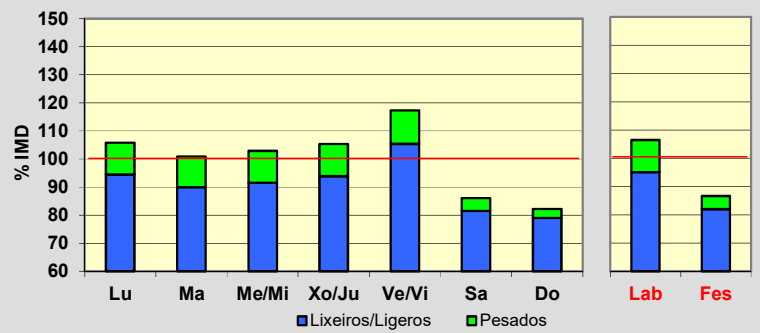
MEMORIA DE AFOROS 2017

Rede/Red: **VAC**IMD: **7.248**Nome/Nombre: **Pobra de San Xiao (CG-2.2)**IMDp: **669** I₃₀: **706**Treito/Tramo: **Enl. Maceda - Enl. Pobra**% Pes.: **9,2** I₁₅₀: **637****Variación Mensual**

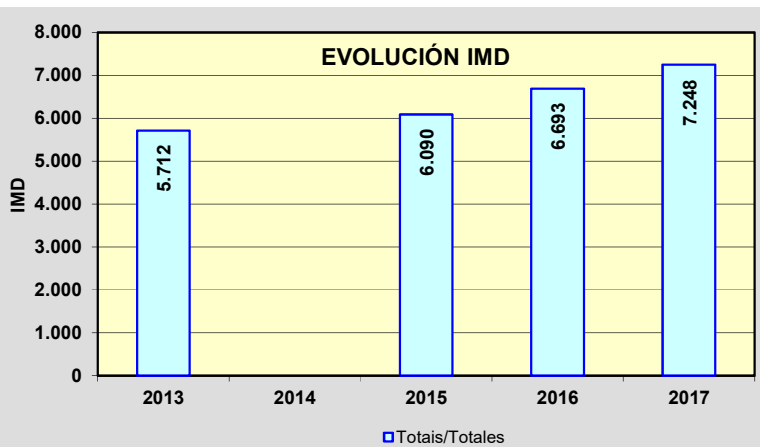
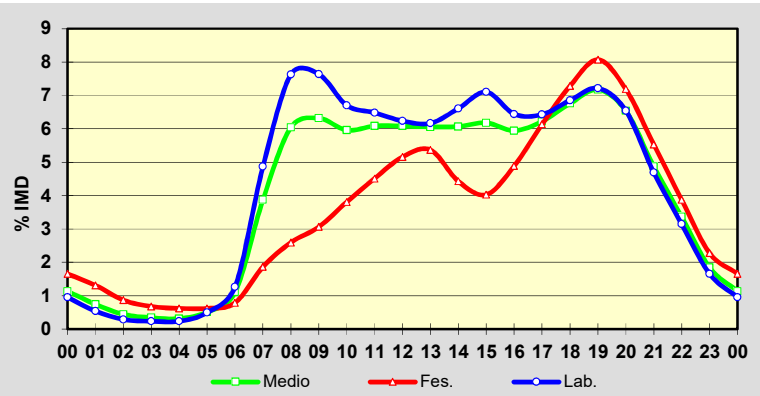
| | I.M.D. | % I.M.D. | % Pes. |
|------|--------|----------|--------|
| I | 6.432 | 88,74 | 9,1 |
| II | 6.513 | 89,86 | 9,6 |
| III | 7.058 | 97,38 | 9,8 |
| IV | 6.947 | 95,85 | 8,9 |
| V | 7.168 | 98,90 | 9,6 |
| VI | 7.722 | 106,54 | 9,4 |
| VII | 7.435 | 102,58 | 9,0 |
| VIII | 7.982 | 110,13 | 9,0 |
| IX | 7.714 | 106,43 | 9,3 |
| X | 7.664 | 105,74 | 8,8 |
| XI | 7.315 | 100,92 | 9,8 |
| XII | 6.982 | 96,33 | 8,7 |

**Semana Media**

| | I.M.D. | % I.M.D. | % Pes. |
|-------|--------|----------|--------|
| Lu | 7.672 | 105,85 | 10,8 |
| Ma | 7.310 | 100,86 | 10,8 |
| Me/Mi | 7.461 | 102,94 | 11,0 |
| Xo/Ju | 7.635 | 105,34 | 10,9 |
| Ve/Vi | 8.508 | 117,38 | 10,2 |
| Sa | 6.236 | 86,04 | 5,3 |
| Do | 5.957 | 82,19 | 3,9 |
| Lab | 7.715 | 106,44 | 10,7 |
| Fes | 6.278 | 86,62 | 5,4 |

**Día Medio**

| | Lab. | Fes. | Medio |
|--------------|--------------|--------------|--------------|
| 00 | 69 | 120 | 82 |
| 01 | 39 | 95 | 54 |
| 02 | 21 | 63 | 32 |
| 03 | 17 | 49 | 25 |
| 04 | 17 | 45 | 23 |
| 05 | 36 | 45 | 37 |
| 06 | 92 | 57 | 80 |
| 07 | 353 | 135 | 281 |
| 08 | 553 | 188 | 438 |
| 09 | 554 | 222 | 458 |
| 10 | 486 | 276 | 432 |
| 11 | 470 | 327 | 441 |
| 12 | 452 | 374 | 441 |
| 13 | 447 | 389 | 439 |
| 14 | 479 | 321 | 440 |
| 15 | 515 | 292 | 448 |
| 16 | 467 | 354 | 431 |
| 17 | 466 | 445 | 451 |
| 18 | 497 | 528 | 490 |
| 19 | 523 | 585 | 520 |
| 20 | 474 | 521 | 474 |
| 21 | 340 | 401 | 353 |
| 22 | 228 | 281 | 244 |
| 23 | 120 | 165 | 134 |
| Total | 7.715 | 6.278 | 7.248 |



Estación: **CG-2.2(20)**Tipo: **COM****MEMORIA DE AFOROS 2017**Rede/Red: **VAC**IMD: **7.125**

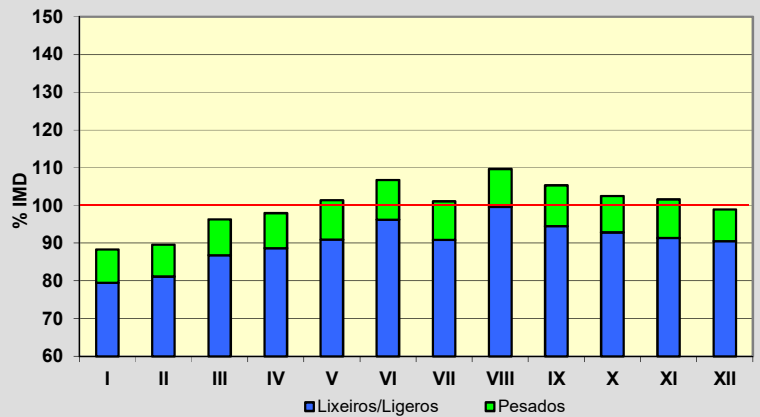
Nome/Nombre:

Betote (CG-2.2)IMDp: **690** I₃₀: **687**

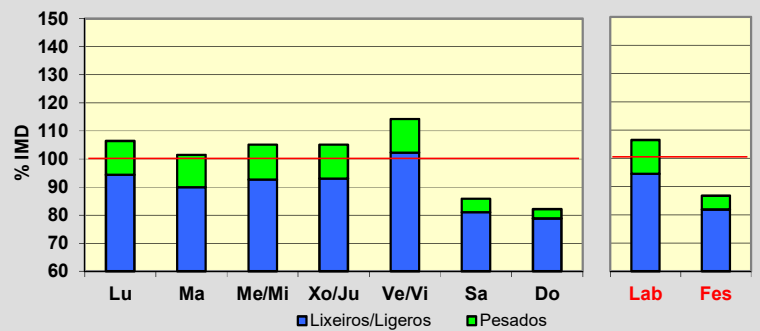
Treito/Tramo:

Enl. Pobra - Enl. Sarria Norte% Pes.: **9,7** I₁₅₀: **630****Variación Mensual**

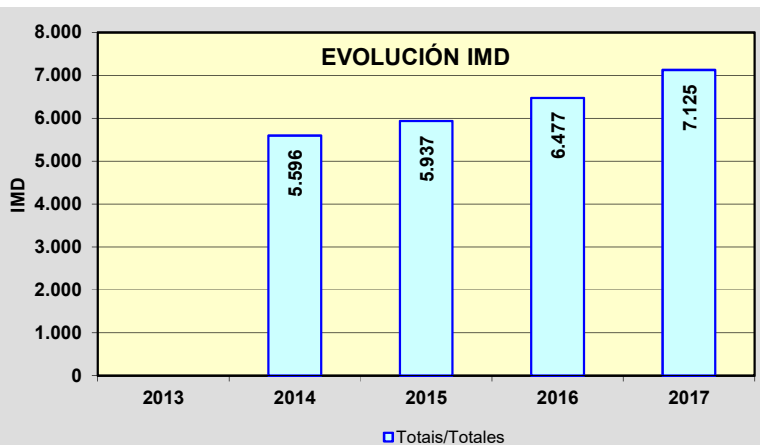
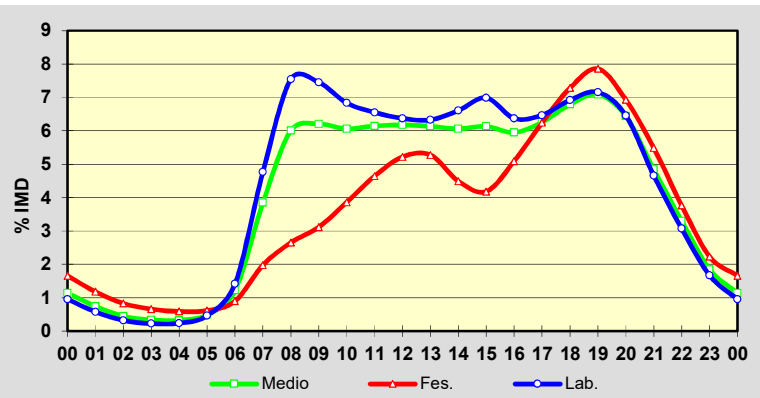
| | I.M.D. | % I.M.D. | % Pes. |
|------|--------|----------|--------|
| I | 6.292 | 88,31 | 9,9 |
| II | 6.381 | 89,56 | 9,4 |
| III | 6.862 | 96,31 | 9,9 |
| IV | 6.977 | 97,92 | 9,5 |
| V | 7.224 | 101,39 | 10,3 |
| VI | 7.607 | 106,76 | 9,9 |
| VII | 7.203 | 101,09 | 10,1 |
| VIII | 7.811 | 109,63 | 9,2 |
| IX | 7.506 | 105,35 | 10,3 |
| X | 7.300 | 102,46 | 9,3 |
| XI | 7.237 | 101,57 | 10,0 |
| XII | 7.049 | 98,93 | 8,5 |

**Semana Media**

| | I.M.D. | % I.M.D. | % Pes. |
|-------|--------|----------|--------|
| Lu | 7.580 | 106,39 | 11,3 |
| Ma | 7.231 | 101,49 | 11,3 |
| Me/Mi | 7.488 | 105,09 | 11,8 |
| Xo/Ju | 7.488 | 105,09 | 11,4 |
| Ve/Vi | 8.142 | 114,27 | 10,5 |
| Sa | 6.113 | 85,80 | 5,6 |
| Do | 5.851 | 82,12 | 4,0 |
| Lab | 7.584 | 106,44 | 11,2 |
| Fes | 6.181 | 86,75 | 5,6 |

**Día Medio**

| | Lab. | Fes. | Medio |
|----|--------------|--------------|--------------|
| 00 | 68 | 118 | 81 |
| 01 | 41 | 84 | 53 |
| 02 | 23 | 59 | 32 |
| 03 | 16 | 47 | 24 |
| 04 | 17 | 42 | 23 |
| 05 | 33 | 44 | 35 |
| 06 | 101 | 64 | 87 |
| 07 | 340 | 141 | 274 |
| 08 | 538 | 189 | 428 |
| 09 | 531 | 222 | 442 |
| 10 | 487 | 275 | 432 |
| 11 | 467 | 331 | 438 |
| 12 | 454 | 372 | 440 |
| 13 | 451 | 376 | 437 |
| 14 | 471 | 320 | 432 |
| 15 | 498 | 298 | 437 |
| 16 | 454 | 363 | 424 |
| 17 | 461 | 445 | 446 |
| 18 | 493 | 519 | 484 |
| 19 | 510 | 560 | 505 |
| 20 | 460 | 494 | 459 |
| 21 | 332 | 391 | 345 |
| 22 | 219 | 268 | 235 |
| 23 | 119 | 159 | 132 |
| | 7.584 | 6.181 | 7.125 |



Estación: **CG-2.2(22)**Tipo: **PER****MEMORIA DE AFOROS 2017**Rede/Red: **VAC**IMD: **5.007**

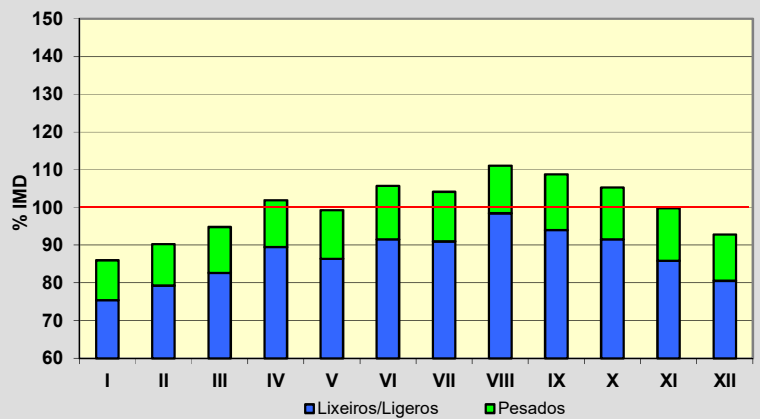
Nome/Nombre:

Sarria (CG-2.2)IMDp: **641** I₃₀: **516**

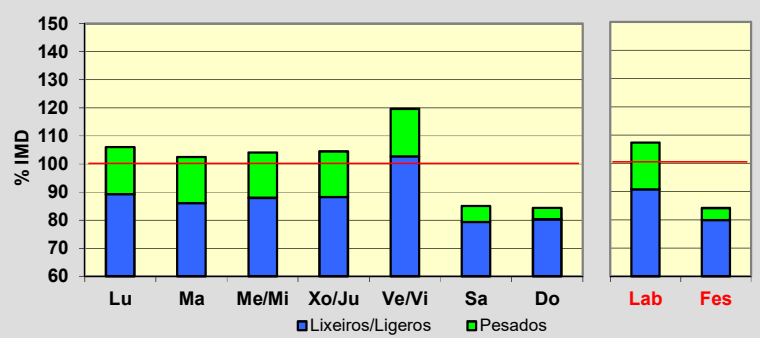
Treito/Tramo:

Enl. Sarria Norte - Enl. Sarria Centro% Pes.: **12,8** I₁₅₀: **457****Variación Mensual**

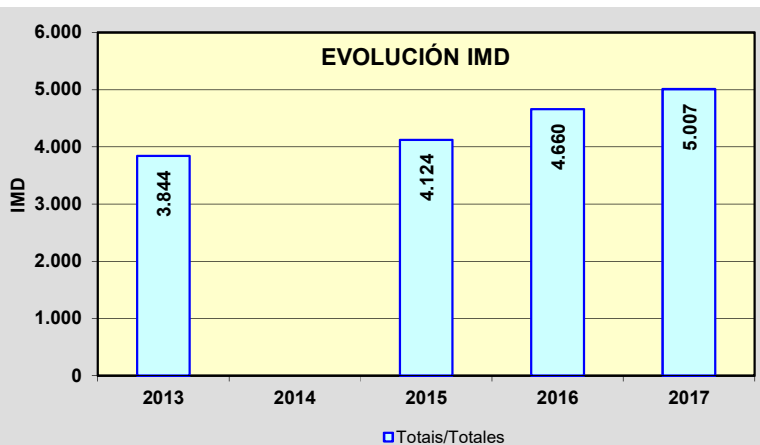
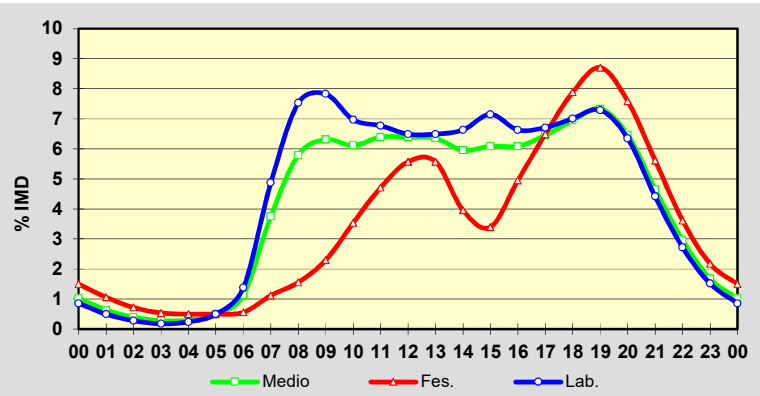
| | I.M.D. | % I.M.D. | % Pes. |
|------|--------|----------|--------|
| I | 4.307 | 86,02 | 12,4 |
| II | 4.520 | 90,27 | 12,1 |
| III | 4.745 | 94,77 | 12,8 |
| IV | 5.101 | 101,88 | 12,2 |
| V | 4.971 | 99,28 | 13,0 |
| VI | 5.291 | 105,67 | 13,4 |
| VII | 5.214 | 104,13 | 12,6 |
| VIII | 5.560 | 111,04 | 11,3 |
| IX | 5.444 | 108,73 | 13,6 |
| X | 5.271 | 105,27 | 13,1 |
| XI | 4.999 | 99,84 | 14,0 |
| XII | 4.645 | 92,77 | 13,2 |

**Semana Media**

| | I.M.D. | % I.M.D. | % Pes. |
|-------|--------|----------|--------|
| Lu | 5.306 | 105,97 | 15,8 |
| Ma | 5.134 | 102,54 | 16,0 |
| Me/Mi | 5.211 | 104,07 | 15,5 |
| Xo/Ju | 5.231 | 104,47 | 15,5 |
| Ve/Vi | 5.994 | 119,71 | 14,2 |
| Sa | 4.257 | 85,02 | 6,8 |
| Do | 4.224 | 84,36 | 4,8 |
| Lab | 5.373 | 107,31 | 15,4 |
| Fes | 4.212 | 84,12 | 5,0 |

**Día Medio**

| | Lab. | Fes. | Medio |
|--------------|--------------|--------------|--------------|
| 00 | 43 | 75 | 51 |
| 01 | 25 | 53 | 32 |
| 02 | 14 | 36 | 20 |
| 03 | 9 | 27 | 14 |
| 04 | 12 | 25 | 15 |
| 05 | 25 | 25 | 25 |
| 06 | 69 | 28 | 57 |
| 07 | 244 | 56 | 188 |
| 08 | 377 | 78 | 290 |
| 09 | 392 | 115 | 316 |
| 10 | 349 | 177 | 306 |
| 11 | 339 | 236 | 320 |
| 12 | 325 | 279 | 320 |
| 13 | 325 | 279 | 318 |
| 14 | 332 | 198 | 298 |
| 15 | 358 | 170 | 305 |
| 16 | 332 | 248 | 305 |
| 17 | 336 | 325 | 323 |
| 18 | 351 | 395 | 348 |
| 19 | 365 | 436 | 367 |
| 20 | 318 | 380 | 324 |
| 21 | 221 | 281 | 233 |
| 22 | 136 | 181 | 148 |
| 23 | 76 | 109 | 84 |
| Total | 5.373 | 4.212 | 5.007 |



Estación: **CG-2.2(25)**Tipo: **COM****MEMORIA DE AFOROS 2017**Rede/Red: **VAC**IMD: **4.142**

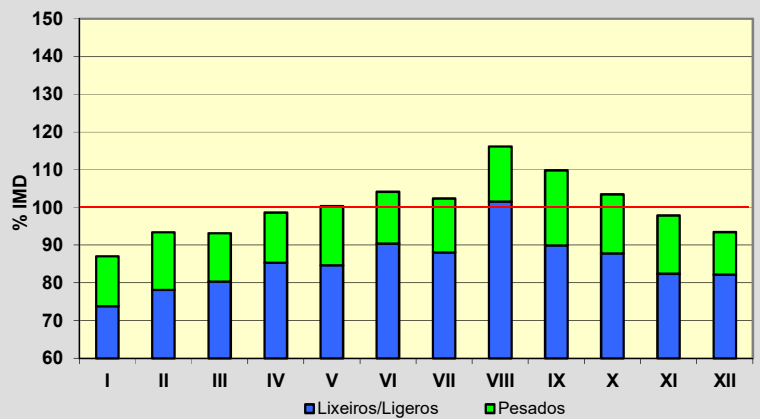
Nome/Nombre:

Falbán (CG-2.2)IMDp: **604** I₃₀: **457**

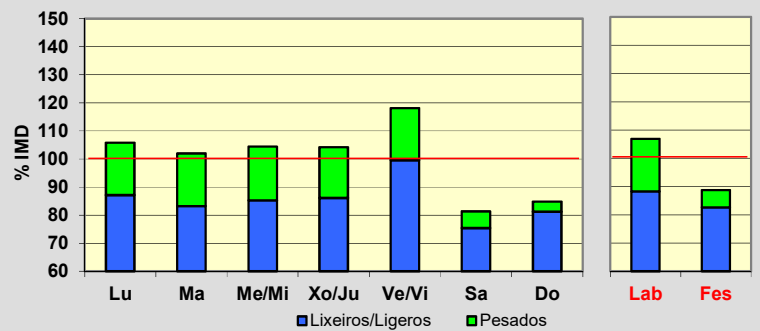
Treito/Tramo:

Enl. Sarria Centro - Enl. Sarria Sur% Pes.: **14,6** I₁₅₀: **398****Variación Mensual**

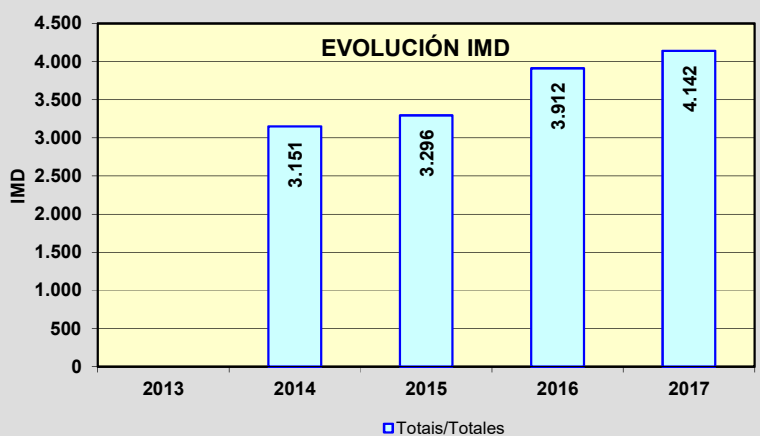
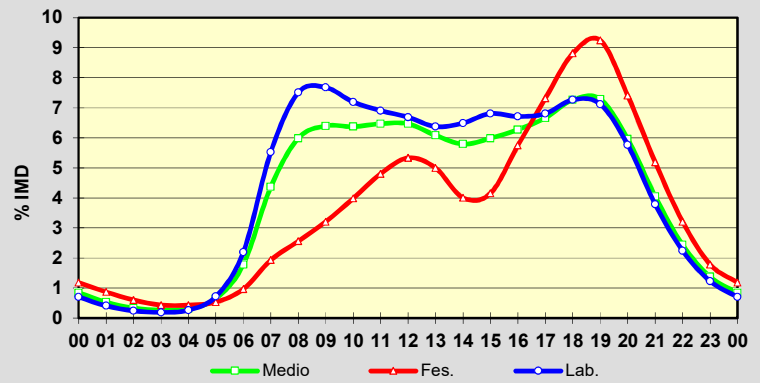
| | I.M.D. | % I.M.D. | % Pes. |
|------|--------|----------|--------|
| I | 3.604 | 87,01 | 15,1 |
| II | 3.869 | 93,41 | 16,3 |
| III | 3.859 | 93,17 | 13,8 |
| IV | 4.085 | 98,62 | 13,5 |
| V | 4.155 | 100,31 | 15,6 |
| VI | 4.313 | 104,13 | 13,2 |
| VII | 4.238 | 102,32 | 13,9 |
| VIII | 4.811 | 116,15 | 12,6 |
| IX | 4.547 | 109,78 | 18,1 |
| X | 4.284 | 103,43 | 15,1 |
| XI | 4.054 | 97,88 | 15,8 |
| XII | 3.870 | 93,43 | 12,0 |

**Semana Media**

| | I.M.D. | % I.M.D. | % Pes. |
|-------|--------|----------|--------|
| Lu | 4.382 | 105,79 | 17,6 |
| Ma | 4.223 | 101,96 | 18,4 |
| Me/Mi | 4.326 | 104,44 | 18,4 |
| Xo/Ju | 4.315 | 104,18 | 17,3 |
| Ve/Vi | 4.893 | 118,13 | 15,7 |
| Sa | 3.369 | 81,34 | 7,2 |
| Do | 3.512 | 84,79 | 4,2 |
| Lab | 4.426 | 106,86 | 17,4 |
| Fes | 3.675 | 88,73 | 6,9 |

**Día Medio**

| | Lab. | Fes. | Medio |
|----|--------------|--------------|--------------|
| 00 | 29 | 49 | 35 |
| 01 | 17 | 36 | 22 |
| 02 | 10 | 25 | 14 |
| 03 | 8 | 18 | 11 |
| 04 | 11 | 18 | 13 |
| 05 | 30 | 22 | 27 |
| 06 | 91 | 40 | 74 |
| 07 | 229 | 80 | 181 |
| 08 | 311 | 106 | 248 |
| 09 | 318 | 133 | 265 |
| 10 | 298 | 165 | 264 |
| 11 | 286 | 199 | 268 |
| 12 | 277 | 221 | 268 |
| 13 | 264 | 207 | 252 |
| 14 | 269 | 166 | 240 |
| 15 | 282 | 172 | 248 |
| 16 | 278 | 238 | 260 |
| 17 | 282 | 303 | 276 |
| 18 | 301 | 365 | 301 |
| 19 | 295 | 383 | 302 |
| 20 | 239 | 307 | 247 |
| 21 | 157 | 215 | 168 |
| 22 | 93 | 133 | 101 |
| 23 | 51 | 74 | 57 |
| | 4.426 | 3.675 | 4.142 |



Estación: **CG-2.2(29)**Tipo: **PER****MEMORIA DE AFOROS 2017**Rede/Red: **VAC**IMD: **5.090**

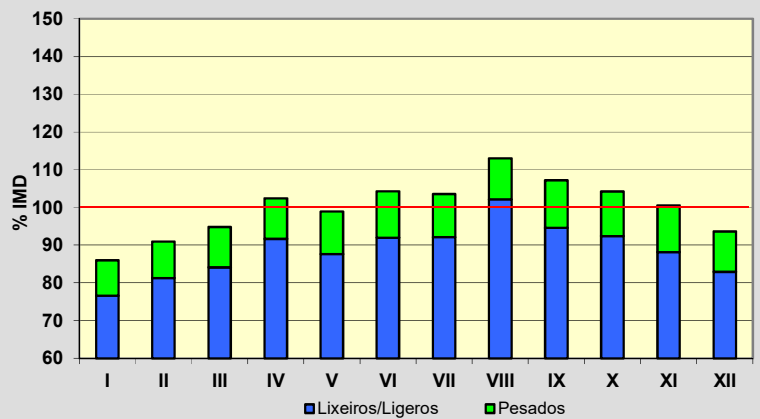
Nome/Nombre:

Oural (CG-2.2)IMDp: **568** I₃₀: **527**

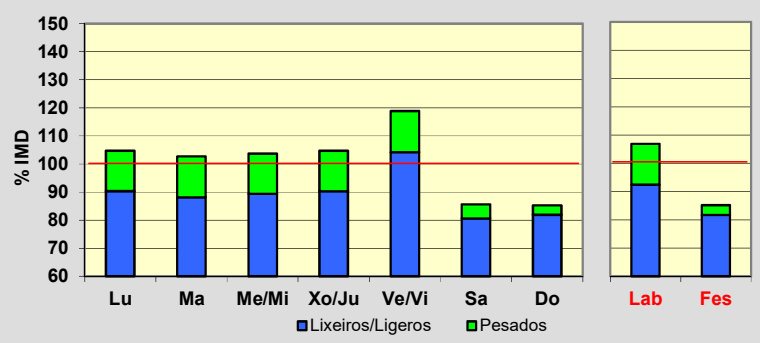
Treito/Tramo:

Enl. Sarria Sur - Enl. Oural% Pes.: **11,2** I₁₅₀: **462****Variación Mensual**

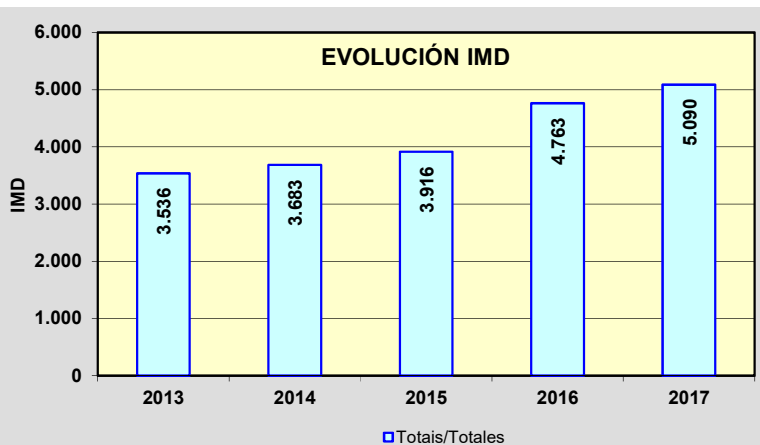
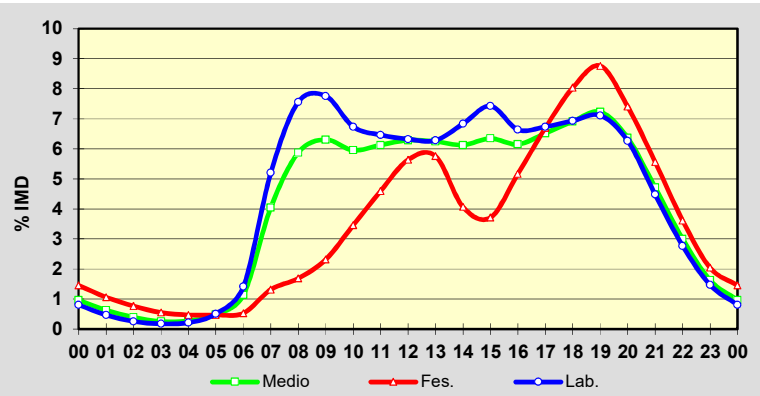
| | I.M.D. | % I.M.D. | % Pes. |
|------|--------|----------|--------|
| I | 4.376 | 85,97 | 10,9 |
| II | 4.628 | 90,92 | 10,6 |
| III | 4.825 | 94,79 | 11,2 |
| IV | 5.214 | 102,44 | 10,5 |
| V | 5.034 | 98,90 | 11,4 |
| VI | 5.308 | 104,28 | 11,8 |
| VII | 5.271 | 103,56 | 11,0 |
| VIII | 5.752 | 113,01 | 9,6 |
| IX | 5.458 | 107,23 | 11,8 |
| X | 5.303 | 104,18 | 11,3 |
| XI | 5.119 | 100,57 | 12,3 |
| XII | 4.764 | 93,60 | 11,4 |

**Semana Media**

| | I.M.D. | % I.M.D. | % Pes. |
|-------|--------|----------|--------|
| Lu | 5.329 | 104,70 | 13,7 |
| Ma | 5.226 | 102,67 | 14,2 |
| Me/Mi | 5.278 | 103,69 | 13,8 |
| Xo/Ju | 5.329 | 104,70 | 13,8 |
| Ve/Vi | 6.048 | 118,82 | 12,3 |
| Sa | 4.361 | 85,68 | 5,9 |
| Do | 4.338 | 85,23 | 3,9 |
| Lab | 5.440 | 106,88 | 13,5 |
| Fes | 4.334 | 85,15 | 4,1 |

**Día Medio**

| | Lab. | Fes. | Medio |
|----|--------------|--------------|--------------|
| 00 | 41 | 74 | 49 |
| 01 | 24 | 54 | 32 |
| 02 | 13 | 39 | 20 |
| 03 | 9 | 28 | 13 |
| 04 | 11 | 24 | 14 |
| 05 | 26 | 24 | 25 |
| 06 | 72 | 27 | 58 |
| 07 | 265 | 67 | 206 |
| 08 | 385 | 86 | 299 |
| 09 | 395 | 118 | 321 |
| 10 | 343 | 176 | 303 |
| 11 | 329 | 234 | 312 |
| 12 | 322 | 287 | 320 |
| 13 | 320 | 293 | 318 |
| 14 | 348 | 207 | 312 |
| 15 | 378 | 189 | 323 |
| 16 | 338 | 263 | 313 |
| 17 | 343 | 341 | 332 |
| 18 | 353 | 409 | 352 |
| 19 | 362 | 446 | 368 |
| 20 | 319 | 377 | 324 |
| 21 | 228 | 283 | 240 |
| 22 | 141 | 184 | 153 |
| 23 | 75 | 104 | 83 |
| | 5.440 | 4.334 | 5.090 |



Estación: **CG-2.2(45)**Tipo: **PER**

MEMORIA DE AFOROS 2017

Rede/Red: **VAC**IMD: **4.019**

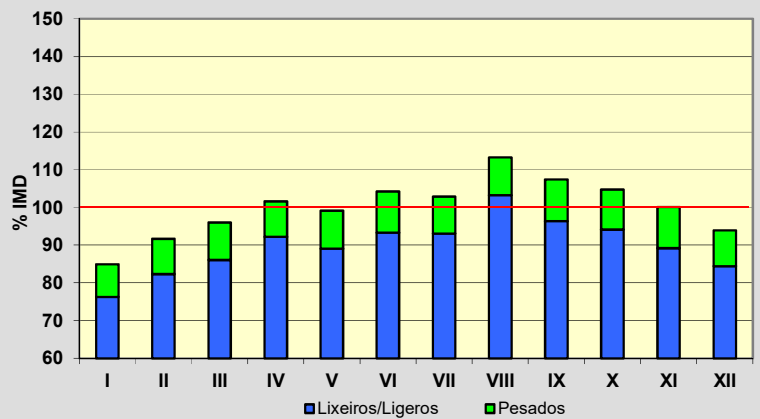
Nome/Nombre:

Ribas PequenasIMDp: **403** I₃₀: **406**

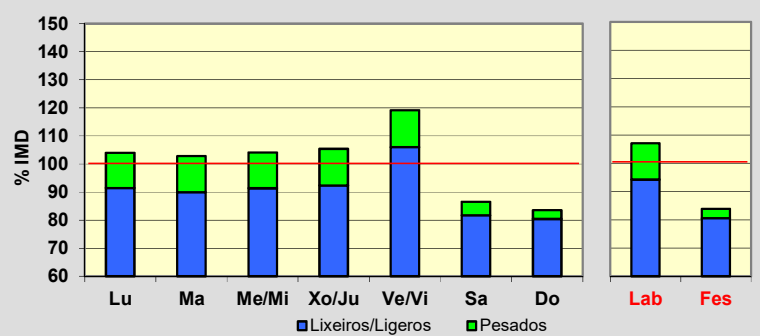
Treito/Tramo:

Enl. Bóveda (LU-652) - Enl. Monforte Norte (LU-546)% Pes.: **10,0** I₁₅₀: **359****Variación Mensual**

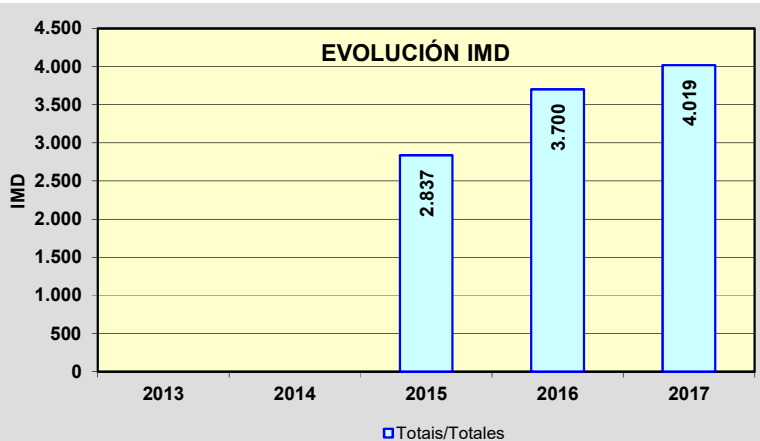
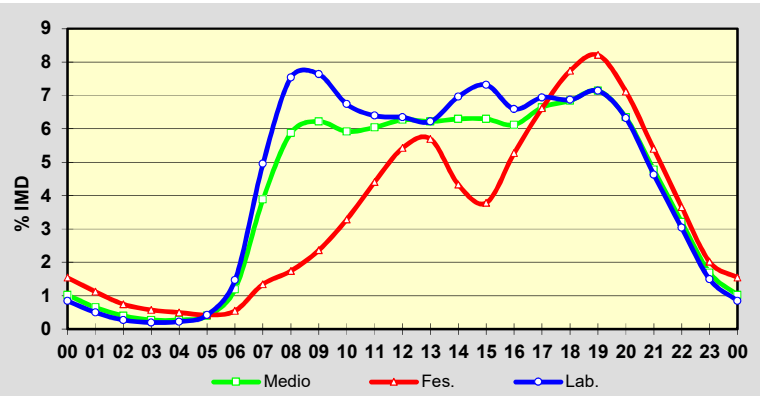
| | I.M.D. | % I.M.D. | % Pes. |
|------|--------|----------|--------|
| I | 3.414 | 84,95 | 10,2 |
| II | 3.684 | 91,66 | 10,2 |
| III | 3.858 | 95,99 | 10,4 |
| IV | 4.083 | 101,59 | 9,3 |
| V | 3.983 | 99,10 | 10,2 |
| VI | 4.189 | 104,23 | 10,5 |
| VII | 4.133 | 102,84 | 9,5 |
| VIII | 4.552 | 113,26 | 8,9 |
| IX | 4.316 | 107,39 | 10,3 |
| X | 4.210 | 104,75 | 10,2 |
| XI | 4.024 | 100,12 | 10,9 |
| XII | 3.773 | 93,88 | 10,0 |

**Semana Media**

| | I.M.D. | % I.M.D. | % Pes. |
|-------|--------|----------|--------|
| Lu | 4.180 | 104,01 | 12,1 |
| Ma | 4.132 | 102,81 | 12,5 |
| Me/Mi | 4.185 | 104,13 | 12,2 |
| Xo/Ju | 4.236 | 105,40 | 12,3 |
| Ve/Vi | 4.790 | 119,18 | 11,0 |
| Sa | 3.478 | 86,54 | 5,6 |
| Do | 3.359 | 83,58 | 3,8 |
| Lab | 4.303 | 107,07 | 12,0 |
| Fes | 3.370 | 83,85 | 3,9 |

**Día Medio**

| | Lab. | Fes. | Medio |
|----|--------------|--------------|--------------|
| 00 | 34 | 62 | 41 |
| 01 | 20 | 45 | 26 |
| 02 | 11 | 30 | 16 |
| 03 | 8 | 23 | 11 |
| 04 | 9 | 20 | 11 |
| 05 | 17 | 17 | 16 |
| 06 | 59 | 22 | 48 |
| 07 | 199 | 54 | 156 |
| 08 | 303 | 70 | 236 |
| 09 | 307 | 95 | 250 |
| 10 | 271 | 132 | 238 |
| 11 | 257 | 177 | 243 |
| 12 | 255 | 218 | 252 |
| 13 | 250 | 229 | 250 |
| 14 | 280 | 174 | 253 |
| 15 | 294 | 152 | 253 |
| 16 | 265 | 212 | 246 |
| 17 | 279 | 266 | 267 |
| 18 | 276 | 311 | 275 |
| 19 | 287 | 330 | 287 |
| 20 | 254 | 286 | 255 |
| 21 | 186 | 217 | 192 |
| 22 | 122 | 147 | 129 |
| 23 | 60 | 81 | 68 |
| | 4.303 | 3.370 | 4.019 |



Estación: **CG-2.2(54)**Tipo: **COM**

MEMORIA DE AFOROS 2017

Rede/Red: **VAC**IMD: **2.599**

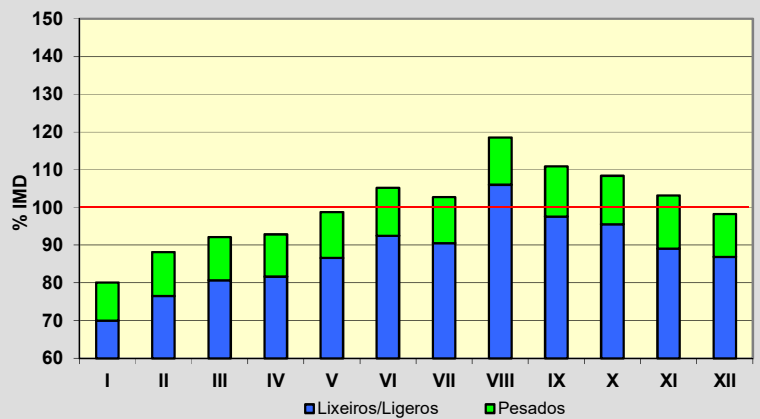
Nome/Nombre:

SeoaneIMDp: **315** I₃₀: **287**

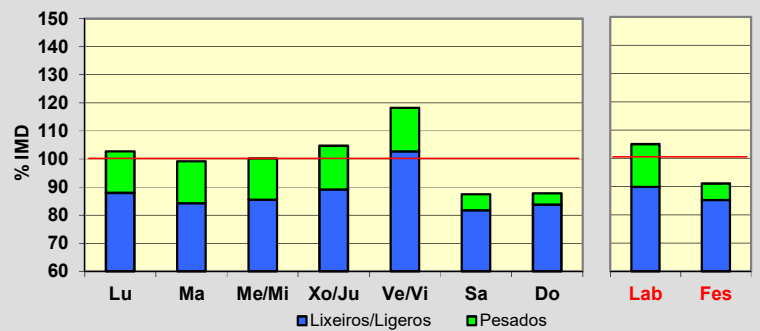
Treito/Tramo:

Enl. Monforte (LU-P-3202) - Monforte (VG-2.1)% Pes.: **12,1** I₁₅₀: **249****Variación Mensual**

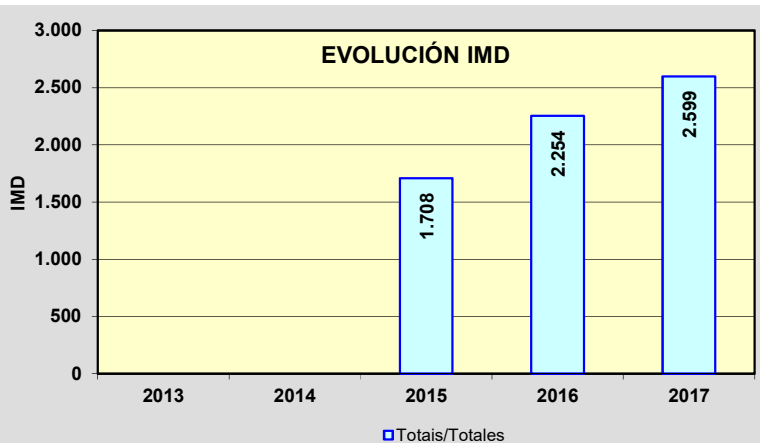
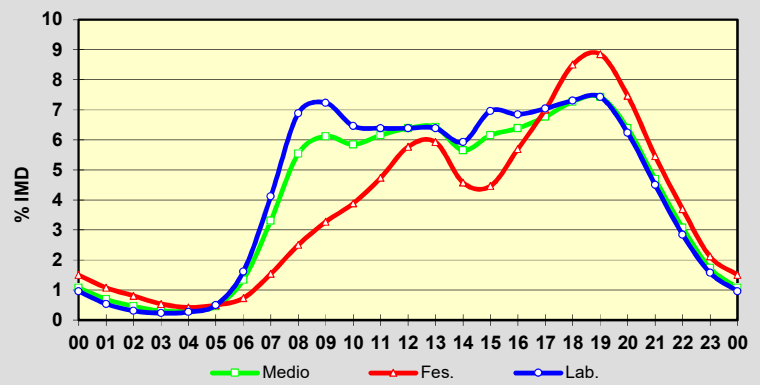
| | I.M.D. | % I.M.D. | % Pes. |
|------|--------|----------|--------|
| I | 2.082 | 80,11 | 12,6 |
| II | 2.291 | 88,15 | 13,2 |
| III | 2.395 | 92,15 | 12,4 |
| IV | 2.414 | 92,88 | 12,1 |
| V | 2.567 | 98,77 | 12,3 |
| VI | 2.733 | 105,16 | 12,0 |
| VII | 2.670 | 102,73 | 11,8 |
| VIII | 3.081 | 118,55 | 10,6 |
| IX | 2.881 | 110,85 | 12,0 |
| X | 2.817 | 108,39 | 11,9 |
| XI | 2.681 | 103,16 | 13,7 |
| XII | 2.554 | 98,27 | 11,6 |

**Semana Media**

| | I.M.D. | % I.M.D. | % Pes. |
|-------|--------|----------|--------|
| Lu | 2.668 | 102,65 | 14,3 |
| Ma | 2.577 | 99,15 | 15,1 |
| Me/Mi | 2.604 | 100,19 | 14,6 |
| Xo/Ju | 2.722 | 104,73 | 14,9 |
| Ve/Vi | 3.074 | 118,28 | 13,1 |
| Sa | 2.273 | 87,46 | 6,6 |
| Do | 2.280 | 87,73 | 4,5 |
| Lab | 2.728 | 104,96 | 14,4 |
| Fes | 2.366 | 91,04 | 6,4 |

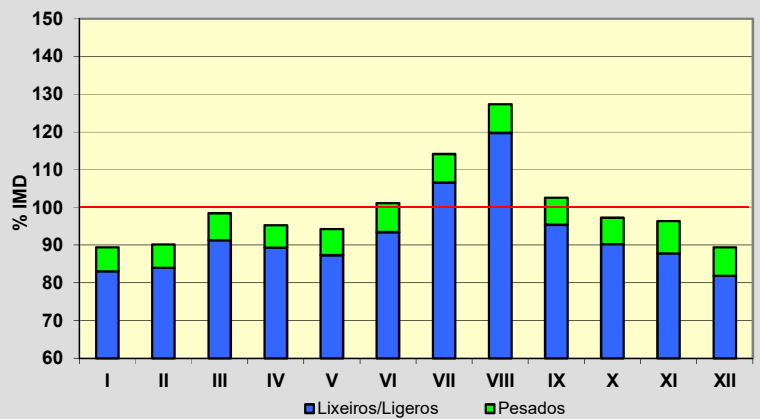
**Día Medio**

| | Lab. | Fes. | Medio |
|----|--------------|--------------|--------------|
| 00 | 25 | 39 | 28 |
| 01 | 14 | 28 | 18 |
| 02 | 8 | 21 | 12 |
| 03 | 6 | 14 | 8 |
| 04 | 7 | 11 | 8 |
| 05 | 13 | 13 | 12 |
| 06 | 42 | 19 | 35 |
| 07 | 107 | 40 | 86 |
| 08 | 179 | 65 | 144 |
| 09 | 188 | 85 | 159 |
| 10 | 168 | 101 | 152 |
| 11 | 166 | 123 | 160 |
| 12 | 166 | 150 | 166 |
| 13 | 166 | 154 | 167 |
| 14 | 154 | 119 | 147 |
| 15 | 181 | 116 | 160 |
| 16 | 178 | 148 | 166 |
| 17 | 183 | 182 | 176 |
| 18 | 190 | 221 | 189 |
| 19 | 193 | 230 | 193 |
| 20 | 162 | 194 | 166 |
| 21 | 117 | 142 | 122 |
| 22 | 74 | 96 | 80 |
| 23 | 41 | 55 | 45 |
| | 2.728 | 2.366 | 2.599 |

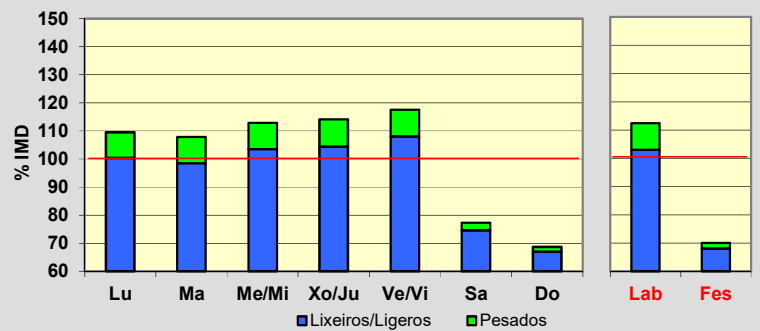


Estación: **CG-2.3(3)**Tipo: **PER****MEMORIA DE AFOROS 2017**Rede/Red: **VAC**IMD: **4.703**Nome/Nombre: **XOVE**IMDp: **337** I₃₀: **487**Treito/Tramo: **San Cibrao (LU-862) - Enl. Xove (LU-862)**% Pes.: **7,2** I₁₅₀: **434****Variación Mensual**

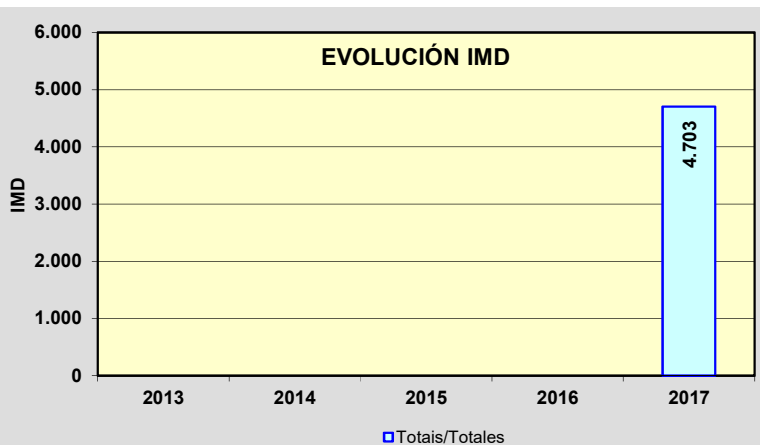
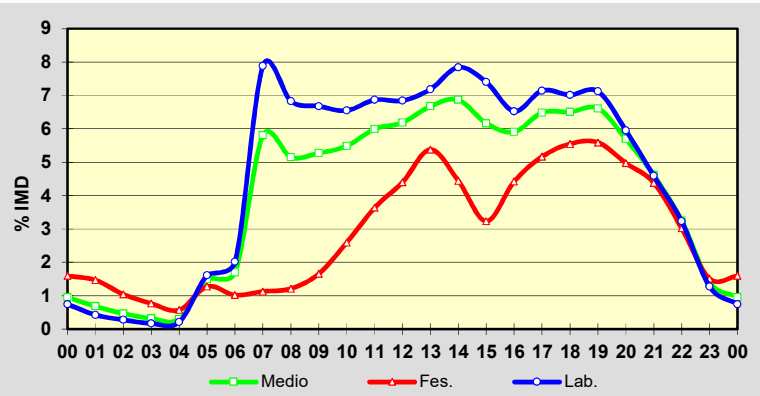
| | I.M.D. | % I.M.D. | % Pes. |
|------|--------|----------|--------|
| I | 4.207 | 89,45 | 7,2 |
| II | 4.241 | 90,18 | 6,8 |
| III | 4.631 | 98,47 | 7,3 |
| IV | 4.480 | 95,26 | 6,2 |
| V | 4.435 | 94,30 | 7,4 |
| VI | 4.758 | 101,17 | 7,7 |
| VII | 5.368 | 114,14 | 6,6 |
| VIII | 5.989 | 127,34 | 6,0 |
| IX | 4.824 | 102,57 | 7,0 |
| X | 4.573 | 97,24 | 7,2 |
| XI | 4.531 | 96,34 | 8,9 |
| XII | 4.205 | 89,41 | 8,4 |

**Semana Media**

| | I.M.D. | % I.M.D. | % Pes. |
|-------|--------|----------|--------|
| Lu | 5.153 | 109,57 | 8,3 |
| Ma | 5.073 | 107,87 | 8,7 |
| Me/Mi | 5.307 | 112,84 | 8,3 |
| Xo/Ju | 5.370 | 114,18 | 8,6 |
| Ve/Vi | 5.528 | 117,54 | 8,1 |
| Sa | 3.636 | 77,31 | 3,5 |
| Do | 3.232 | 68,72 | 2,5 |
| Lab | 5.287 | 112,42 | 8,4 |
| Fes | 3.294 | 70,04 | 2,9 |

**Día Medio**

| | Lab. | Fes. | Medio |
|--------------|--------------|--------------|--------------|
| 00 | 35 | 75 | 45 |
| 01 | 20 | 69 | 32 |
| 02 | 13 | 49 | 22 |
| 03 | 8 | 36 | 15 |
| 04 | 10 | 27 | 14 |
| 05 | 76 | 60 | 70 |
| 06 | 95 | 48 | 80 |
| 07 | 371 | 53 | 273 |
| 08 | 321 | 57 | 242 |
| 09 | 314 | 78 | 248 |
| 10 | 308 | 122 | 258 |
| 11 | 323 | 171 | 282 |
| 12 | 322 | 207 | 291 |
| 13 | 338 | 253 | 314 |
| 14 | 369 | 209 | 323 |
| 15 | 348 | 152 | 290 |
| 16 | 307 | 208 | 278 |
| 17 | 336 | 243 | 305 |
| 18 | 330 | 261 | 306 |
| 19 | 335 | 263 | 311 |
| 20 | 280 | 234 | 268 |
| 21 | 216 | 206 | 217 |
| 22 | 152 | 142 | 153 |
| 23 | 60 | 71 | 66 |
| Total | 5.287 | 3.294 | 4.703 |



Estación: **LU-113(10)**Tipo: **COM****MEMORIA DE AFOROS 2017**Rede/Red: **PC**IMD: **2.904**

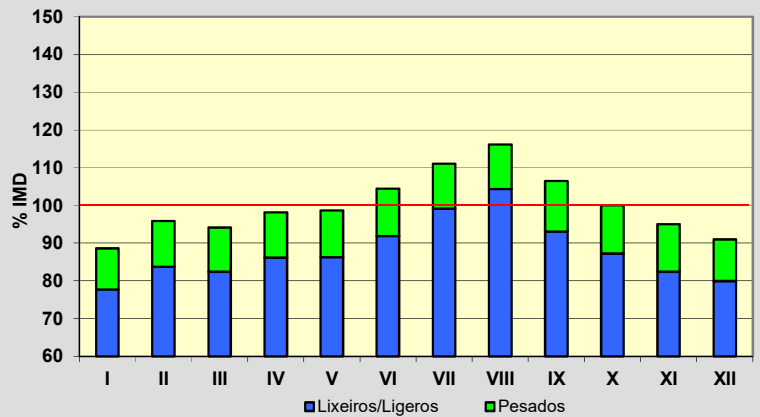
Nome/Nombre:

CastroIMDp: **351** I₃₀: **287**

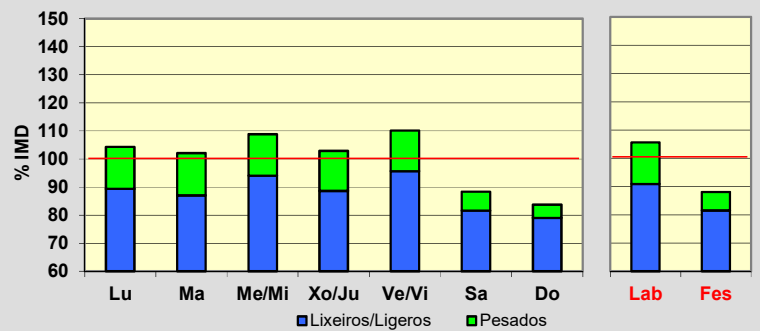
Treito/Tramo:

Castro (LU-115) - LU-120% Pes.: **12,1** I₁₅₀: **249****Variación Mensual**

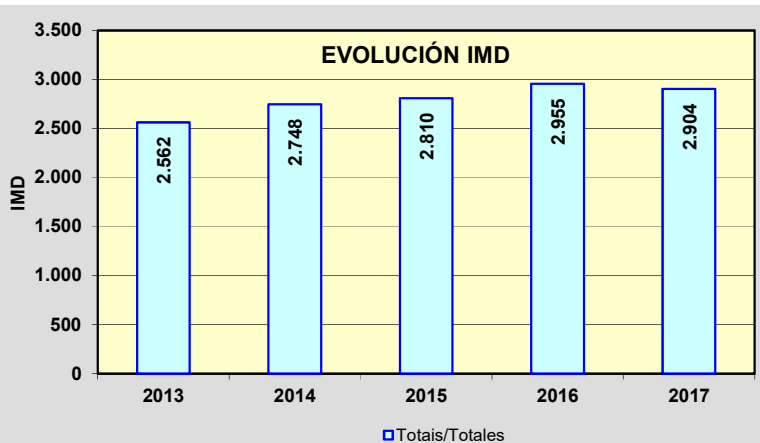
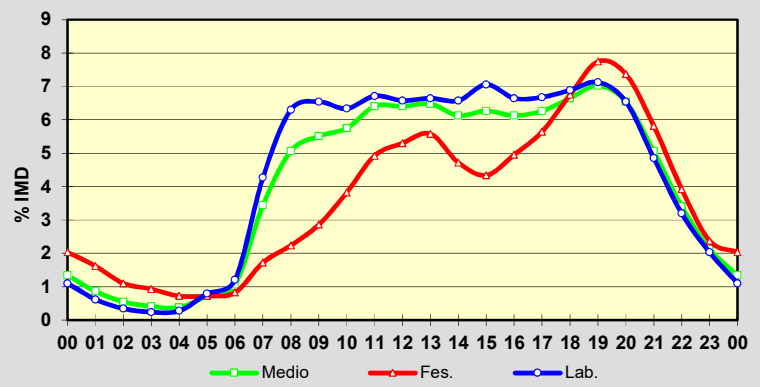
| | I.M.D. | % I.M.D. | % Pes. |
|------|--------|----------|--------|
| I | 2.574 | 88,64 | 12,4 |
| II | 2.784 | 95,87 | 12,6 |
| III | 2.734 | 94,15 | 12,4 |
| IV | 2.850 | 98,14 | 12,2 |
| V | 2.866 | 98,69 | 12,5 |
| VI | 3.032 | 104,41 | 12,0 |
| VII | 3.226 | 111,09 | 10,8 |
| VIII | 3.374 | 116,18 | 10,2 |
| IX | 3.091 | 106,44 | 12,5 |
| X | 2.905 | 100,03 | 12,7 |
| XI | 2.760 | 95,04 | 13,3 |
| XII | 2.643 | 91,01 | 12,2 |

**Semana Media**

| | I.M.D. | % I.M.D. | % Pes. |
|-------|--------|----------|--------|
| Lu | 3.028 | 104,27 | 14,3 |
| Ma | 2.966 | 102,13 | 14,8 |
| Me/Mi | 3.159 | 108,78 | 13,5 |
| Xo/Ju | 2.987 | 102,86 | 13,9 |
| Ve/Vi | 3.197 | 110,09 | 13,1 |
| Sa | 2.565 | 88,33 | 7,6 |
| Do | 2.432 | 83,75 | 5,6 |
| Lab | 3.066 | 105,58 | 13,9 |
| Fes | 2.557 | 88,05 | 7,4 |

**Día Medio**

| | Lab. | Fes. | Medio |
|--------------|--------------|--------------|--------------|
| 00 | 32 | 59 | 39 |
| 01 | 18 | 47 | 25 |
| 02 | 10 | 32 | 16 |
| 03 | 7 | 27 | 12 |
| 04 | 8 | 21 | 11 |
| 05 | 23 | 21 | 21 |
| 06 | 35 | 24 | 31 |
| 07 | 124 | 50 | 100 |
| 08 | 183 | 65 | 147 |
| 09 | 190 | 83 | 160 |
| 10 | 184 | 111 | 167 |
| 11 | 195 | 143 | 186 |
| 12 | 191 | 154 | 186 |
| 13 | 193 | 162 | 188 |
| 14 | 191 | 137 | 178 |
| 15 | 205 | 126 | 182 |
| 16 | 193 | 144 | 178 |
| 17 | 194 | 164 | 182 |
| 18 | 200 | 196 | 193 |
| 19 | 207 | 225 | 204 |
| 20 | 190 | 214 | 190 |
| 21 | 141 | 169 | 147 |
| 22 | 93 | 114 | 99 |
| 23 | 59 | 69 | 62 |
| Total | 3.066 | 2.557 | 2.904 |



Estación: **LU-120(1)**Tipo: **COM****MEMORIA DE AFOROS 2017**Rede/Red: **PC**IMD: **3.883**

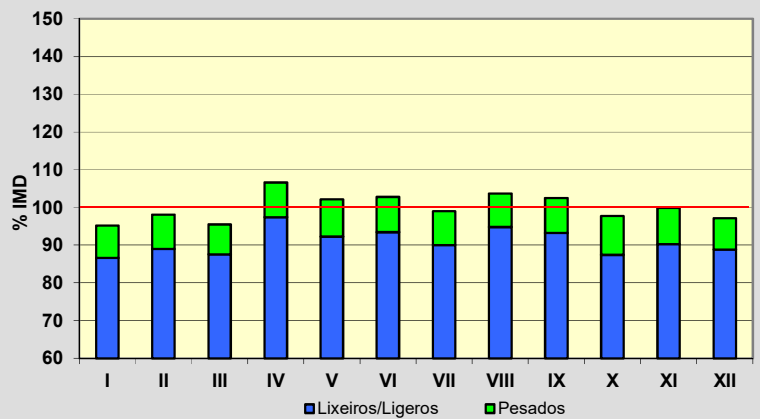
Nome/Nombre:

Vilalba (LU-120)IMDp: **353** I₃₀: **362**

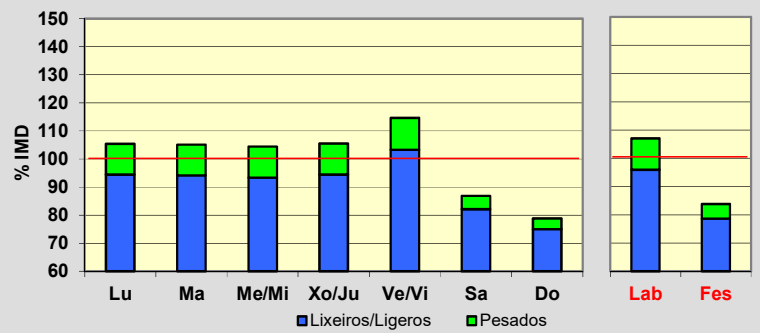
Treito/Tramo:

Vilalba (N-634) - Tumbo (LU-111)% Pes.: **9,1** I₁₅₀: **328****Variación Mensual**

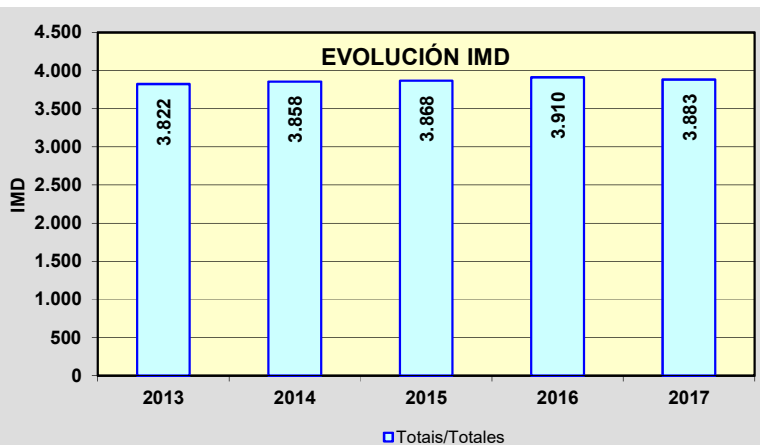
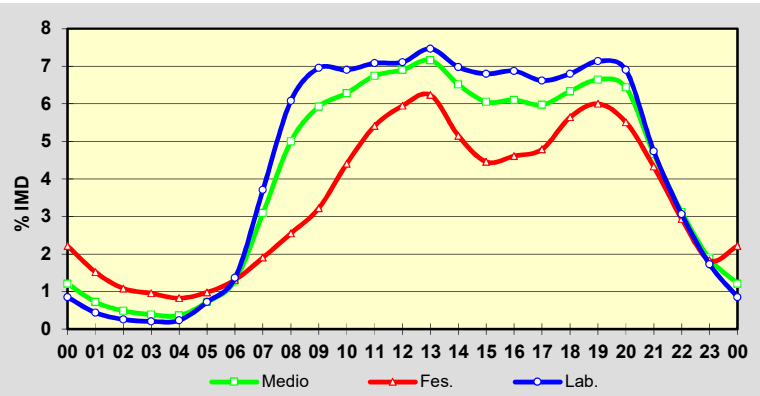
| | I.M.D. | % I.M.D. | % Pes. |
|------|--------|----------|--------|
| I | 3.697 | 95,21 | 9,1 |
| II | 3.810 | 98,12 | 9,3 |
| III | 3.707 | 95,47 | 8,3 |
| IV | 4.138 | 106,57 | 8,6 |
| V | 3.965 | 102,11 | 9,7 |
| VI | 3.991 | 102,78 | 9,1 |
| VII | 3.844 | 99,00 | 9,0 |
| VIII | 4.027 | 103,71 | 8,6 |
| IX | 3.979 | 102,47 | 9,0 |
| X | 3.793 | 97,68 | 10,5 |
| XI | 3.878 | 99,87 | 9,6 |
| XII | 3.771 | 97,12 | 8,5 |

**Semana Media**

| | I.M.D. | % I.M.D. | % Pes. |
|-------|--------|----------|--------|
| Lu | 4.095 | 105,46 | 10,4 |
| Ma | 4.082 | 105,12 | 10,4 |
| Me/Mi | 4.055 | 104,43 | 10,6 |
| Xo/Ju | 4.096 | 105,49 | 10,4 |
| Ve/Vi | 4.452 | 114,65 | 9,9 |
| Sa | 3.371 | 86,81 | 5,4 |
| Do | 3.060 | 78,81 | 4,9 |
| Lab | 4.155 | 107,00 | 10,3 |
| Fes | 3.254 | 83,80 | 6,2 |

**Día Medio**

| | Lab. | Fes. | Medio |
|----|--------------|--------------|--------------|
| 00 | 33 | 86 | 47 |
| 01 | 17 | 59 | 28 |
| 02 | 10 | 42 | 19 |
| 03 | 8 | 37 | 15 |
| 04 | 9 | 32 | 14 |
| 05 | 28 | 38 | 28 |
| 06 | 53 | 51 | 50 |
| 07 | 144 | 74 | 120 |
| 08 | 236 | 99 | 194 |
| 09 | 270 | 125 | 230 |
| 10 | 268 | 171 | 244 |
| 11 | 275 | 210 | 262 |
| 12 | 276 | 231 | 268 |
| 13 | 290 | 242 | 278 |
| 14 | 271 | 200 | 253 |
| 15 | 264 | 173 | 235 |
| 16 | 267 | 179 | 237 |
| 17 | 257 | 186 | 232 |
| 18 | 264 | 219 | 246 |
| 19 | 277 | 233 | 258 |
| 20 | 268 | 214 | 250 |
| 21 | 184 | 168 | 181 |
| 22 | 119 | 114 | 121 |
| 23 | 67 | 71 | 73 |
| | 4.155 | 3.254 | 3.883 |



Estación: **LU-122(3)**Tipo: **COM****MEMORIA DE AFOROS 2017**Rede/Red: **PC**IMD: **1.873**

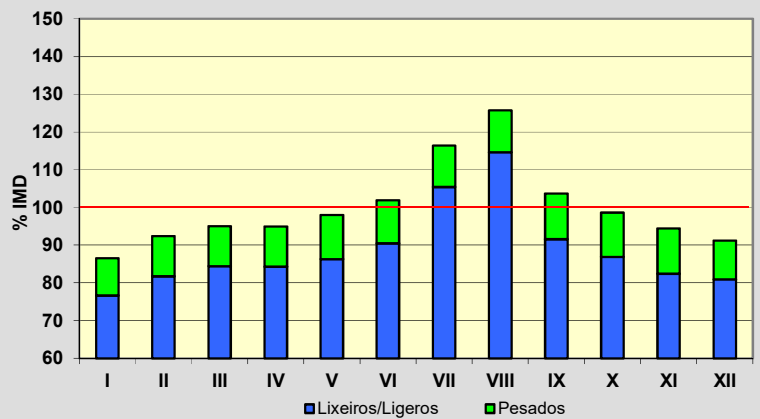
Nome/Nombre:

Río MiñoIMDp: **208** I₃₀: **216**

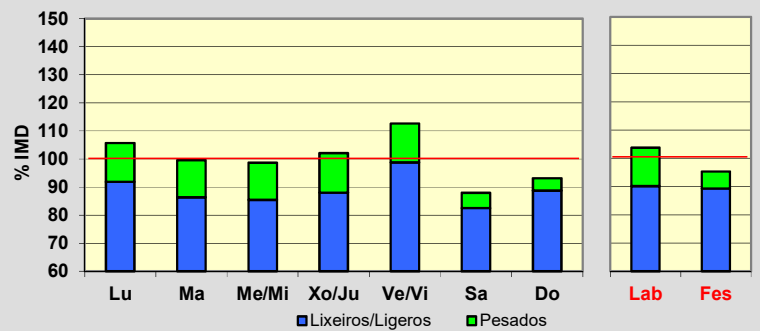
Treito/Tramo:

Paraxes (LU-120) - Bretoña (LU-125)% Pes.: **11,1** I₁₅₀: **178****Variación Mensual**

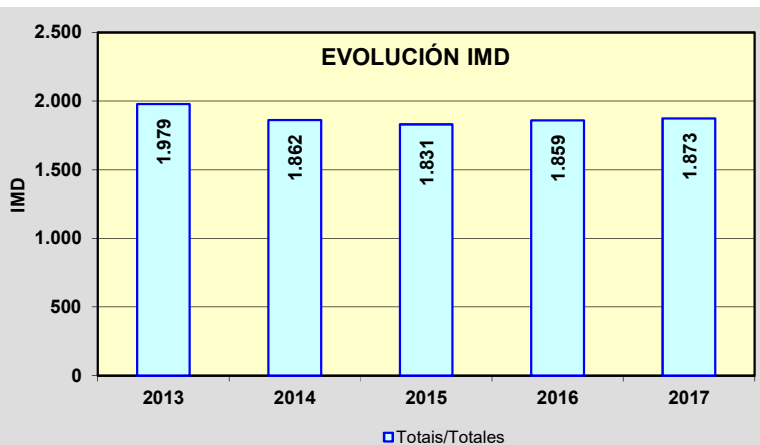
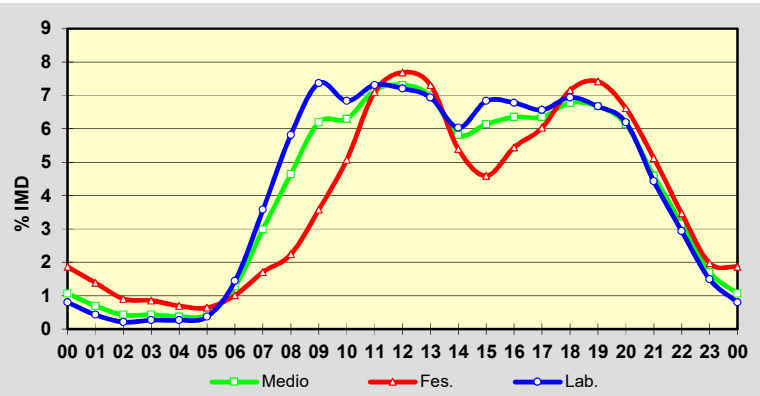
| | I.M.D. | % I.M.D. | % Pes. |
|------|--------|----------|--------|
| I | 1.621 | 86,55 | 11,4 |
| II | 1.731 | 92,42 | 11,6 |
| III | 1.780 | 95,03 | 11,2 |
| IV | 1.778 | 94,93 | 11,2 |
| V | 1.836 | 98,02 | 12,0 |
| VI | 1.909 | 101,92 | 11,3 |
| VII | 2.180 | 116,39 | 9,4 |
| VIII | 2.354 | 125,68 | 8,8 |
| IX | 1.942 | 103,68 | 11,7 |
| X | 1.847 | 98,61 | 11,9 |
| XI | 1.768 | 94,39 | 12,7 |
| XII | 1.709 | 91,24 | 11,3 |

**Semana Media**

| | I.M.D. | % I.M.D. | % Pes. |
|-------|--------|----------|--------|
| Lu | 1.980 | 105,71 | 13,1 |
| Ma | 1.865 | 99,57 | 13,2 |
| Me/Mi | 1.848 | 98,67 | 13,4 |
| Xo/Ju | 1.912 | 102,08 | 13,8 |
| Ve/Vi | 2.110 | 112,65 | 12,3 |
| Sa | 1.648 | 87,99 | 6,2 |
| Do | 1.745 | 93,17 | 4,8 |
| Lab | 1.943 | 103,74 | 13,1 |
| Fes | 1.785 | 95,30 | 6,3 |

**Día Medio**

| | Lab. | Fes. | Medio |
|----|--------------|--------------|--------------|
| 00 | 15 | 35 | 20 |
| 01 | 8 | 26 | 13 |
| 02 | 4 | 17 | 8 |
| 03 | 5 | 16 | 8 |
| 04 | 5 | 13 | 7 |
| 05 | 7 | 12 | 8 |
| 06 | 27 | 19 | 24 |
| 07 | 67 | 32 | 56 |
| 08 | 109 | 42 | 87 |
| 09 | 138 | 67 | 116 |
| 10 | 128 | 95 | 118 |
| 11 | 137 | 133 | 134 |
| 12 | 135 | 144 | 137 |
| 13 | 130 | 137 | 131 |
| 14 | 113 | 101 | 109 |
| 15 | 128 | 86 | 115 |
| 16 | 127 | 102 | 119 |
| 17 | 123 | 113 | 119 |
| 18 | 130 | 134 | 127 |
| 19 | 125 | 139 | 125 |
| 20 | 116 | 124 | 115 |
| 21 | 83 | 96 | 86 |
| 22 | 55 | 65 | 59 |
| 23 | 28 | 37 | 32 |
| | 1.943 | 1.785 | 1.873 |



Estación: **LU-122(29)**Tipo: **PER**

MEMORIA DE AFOROS 2017

Rede/Red: **PC**IMD: **1.663**

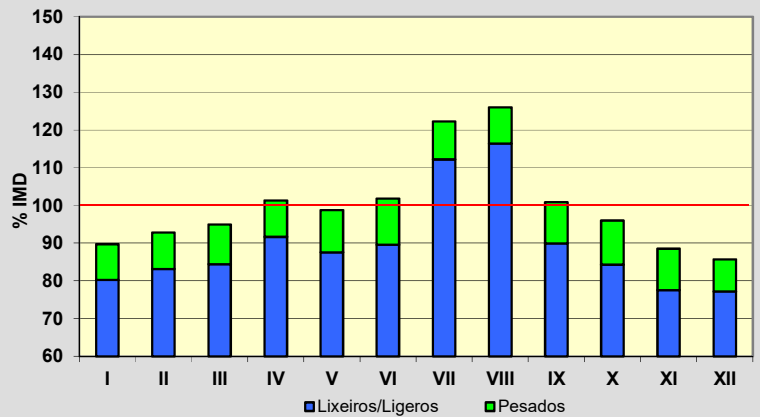
Nome/Nombre:

A LaxeIMDp: **172** I₃₀: **214**

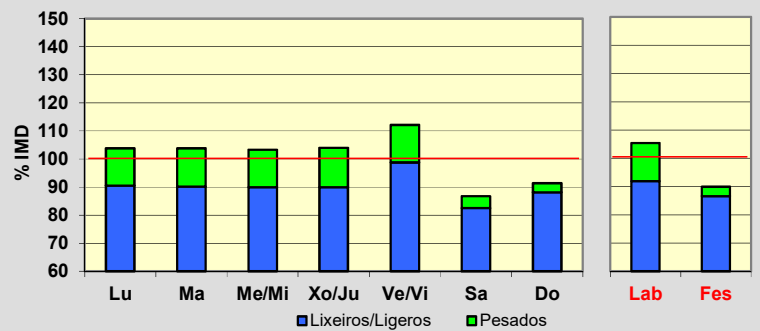
Treito/Tramo:

Cruz da Cancela (LU-124) - Lourenzá (N-634a)% Pes.: **10,3** I₁₅₀: **169****Variación Mensual**

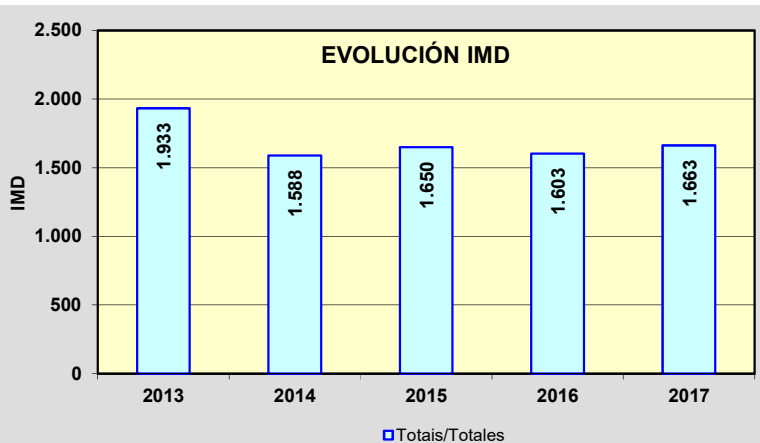
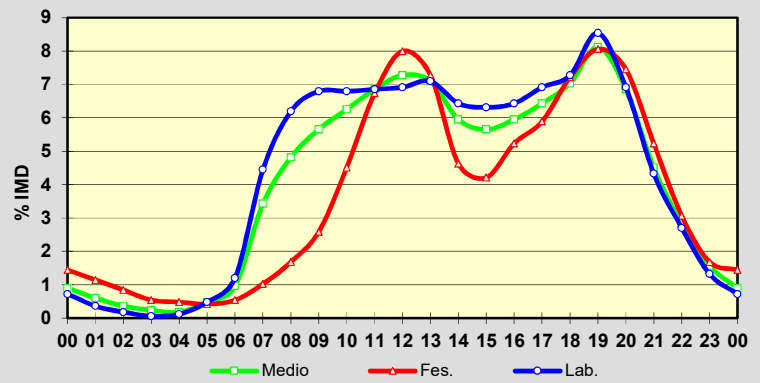
| | I.M.D. | % I.M.D. | % Pes. |
|------|--------|----------|--------|
| I | 1.492 | 89,72 | 10,5 |
| II | 1.543 | 92,78 | 10,4 |
| III | 1.579 | 94,95 | 11,1 |
| IV | 1.685 | 101,32 | 9,5 |
| V | 1.643 | 98,80 | 11,4 |
| VI | 1.693 | 101,80 | 12,0 |
| VII | 2.034 | 122,31 | 8,3 |
| VIII | 2.096 | 126,04 | 7,6 |
| IX | 1.677 | 100,84 | 10,8 |
| X | 1.596 | 95,97 | 12,2 |
| XI | 1.472 | 88,51 | 12,4 |
| XII | 1.425 | 85,69 | 9,9 |

**Semana Media**

| | I.M.D. | % I.M.D. | % Pes. |
|-------|--------|----------|--------|
| Lu | 1.727 | 103,85 | 12,8 |
| Ma | 1.726 | 103,79 | 13,1 |
| Me/Mi | 1.718 | 103,31 | 12,9 |
| Xo/Ju | 1.730 | 104,03 | 13,5 |
| Ve/Vi | 1.865 | 112,15 | 11,9 |
| Sa | 1.442 | 86,71 | 4,8 |
| Do | 1.519 | 91,34 | 3,5 |
| Lab | 1.753 | 105,41 | 12,8 |
| Fes | 1.495 | 89,90 | 3,7 |

**Día Medio**

| | Lab. | Fes. | Medio |
|----|--------------|--------------|--------------|
| 00 | 12 | 24 | 15 |
| 01 | 6 | 19 | 10 |
| 02 | 3 | 14 | 6 |
| 03 | 1 | 9 | 4 |
| 04 | 2 | 8 | 3 |
| 05 | 8 | 7 | 8 |
| 06 | 20 | 9 | 16 |
| 07 | 74 | 17 | 57 |
| 08 | 103 | 28 | 80 |
| 09 | 113 | 43 | 94 |
| 10 | 113 | 75 | 104 |
| 11 | 114 | 112 | 114 |
| 12 | 115 | 133 | 121 |
| 13 | 118 | 121 | 118 |
| 14 | 107 | 77 | 99 |
| 15 | 105 | 70 | 94 |
| 16 | 107 | 87 | 99 |
| 17 | 115 | 98 | 107 |
| 18 | 121 | 120 | 117 |
| 19 | 142 | 134 | 135 |
| 20 | 115 | 124 | 114 |
| 21 | 72 | 87 | 75 |
| 22 | 45 | 51 | 47 |
| 23 | 22 | 28 | 26 |
| | 1.753 | 1.495 | 1.663 |



Estación: **LU-132(1)**Tipo: **PER****MEMORIA DE AFOROS 2017**Rede/Red: **PC**IMD: **425**

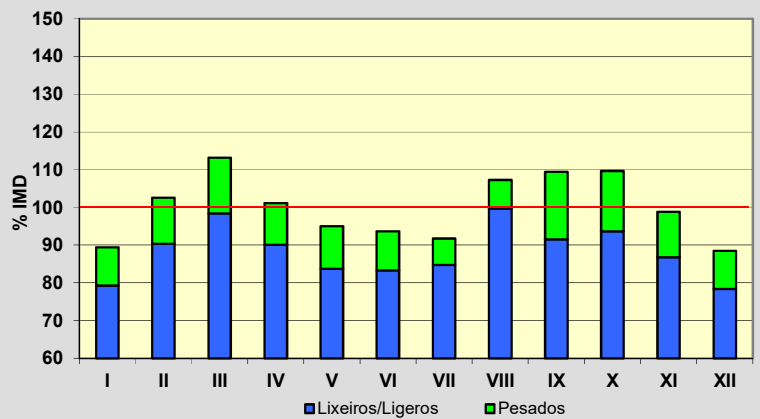
Nome/Nombre:

Lourenzá (LU-132)IMDp: **50** I₃₀: **57**

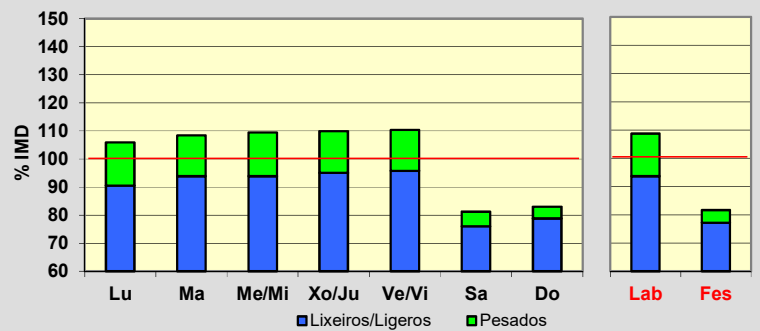
Treito/Tramo:

Lourenzá (LU-122) - Trabada (LU-P-6103)% Pes.: **11,8** I₁₅₀: **48****Variación Mensual**

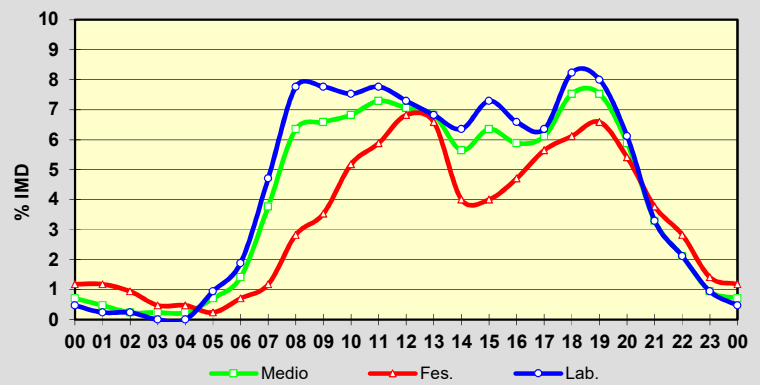
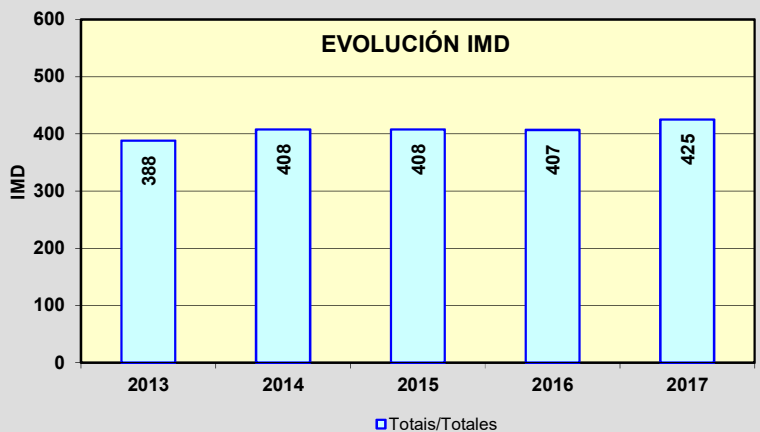
| | I.M.D. | % I.M.D. | % Pes. |
|------|--------|----------|--------|
| I | 380 | 89,41 | 11,3 |
| II | 436 | 102,59 | 11,9 |
| III | 481 | 113,18 | 13,1 |
| IV | 430 | 101,18 | 10,9 |
| V | 404 | 95,06 | 11,9 |
| VI | 398 | 93,65 | 11,1 |
| VII | 390 | 91,76 | 7,7 |
| VIII | 456 | 107,29 | 7,0 |
| IX | 465 | 109,41 | 16,3 |
| X | 466 | 109,65 | 14,6 |
| XI | 420 | 98,82 | 12,1 |
| XII | 376 | 88,47 | 11,4 |

**Semana Media**

| | I.M.D. | % I.M.D. | % Pes. |
|-------|--------|----------|--------|
| Lu | 450 | 105,88 | 14,4 |
| Ma | 461 | 108,47 | 13,4 |
| Me/Mi | 465 | 109,41 | 14,2 |
| Xo/Ju | 467 | 109,88 | 13,5 |
| Ve/Vi | 469 | 110,35 | 13,2 |
| Sa | 345 | 81,18 | 6,4 |
| Do | 353 | 83,06 | 5,1 |
| Lab | 462 | 108,71 | 13,9 |
| Fes | 347 | 81,65 | 5,5 |

**Día Medio**

| | Lab. | Fes. | Medio |
|--------------|------------|------------|------------|
| 00 | 2 | 5 | 3 |
| 01 | 1 | 5 | 2 |
| 02 | 1 | 4 | 1 |
| 03 | 0 | 2 | 1 |
| 04 | 0 | 2 | 1 |
| 05 | 4 | 1 | 3 |
| 06 | 8 | 3 | 6 |
| 07 | 20 | 5 | 16 |
| 08 | 33 | 12 | 27 |
| 09 | 33 | 15 | 28 |
| 10 | 32 | 22 | 29 |
| 11 | 33 | 25 | 31 |
| 12 | 31 | 29 | 30 |
| 13 | 29 | 28 | 29 |
| 14 | 27 | 17 | 24 |
| 15 | 31 | 17 | 27 |
| 16 | 28 | 20 | 25 |
| 17 | 27 | 24 | 26 |
| 18 | 35 | 26 | 32 |
| 19 | 34 | 28 | 32 |
| 20 | 26 | 23 | 25 |
| 21 | 14 | 16 | 14 |
| 22 | 9 | 12 | 9 |
| 23 | 4 | 6 | 4 |
| Total | 462 | 347 | 425 |

**EVOLUCIÓN IMD**

Estación: **LU-160(9)**Tipo: **PER**

MEMORIA DE AFOROS 2017

Rede/Red: **PC**IMD: **1.091**

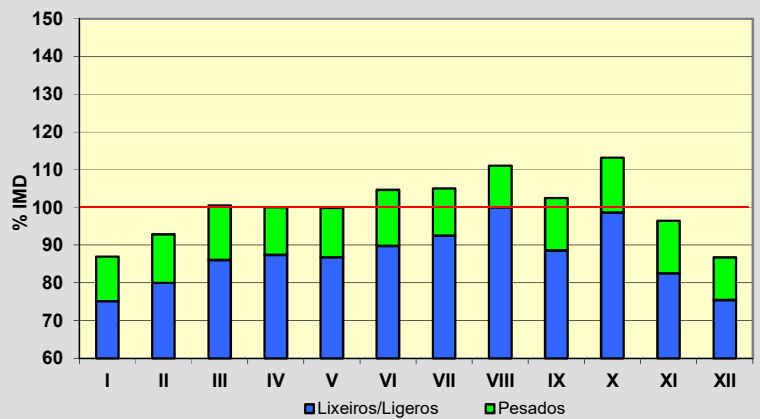
Nome/Nombre:

MasmaIMDp: **142** I₃₀: **128**

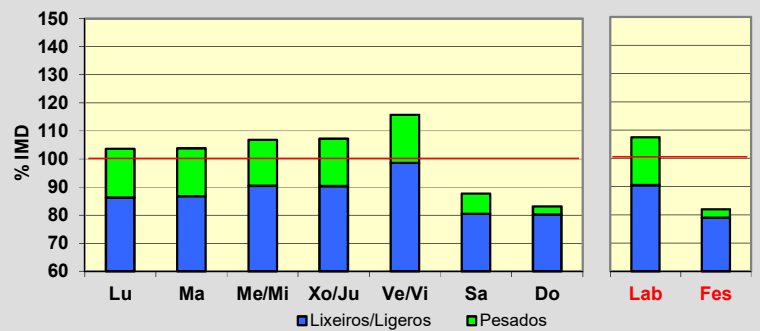
Treito/Tramo:

Masma (LU-153) - Alfoz% Pes.: **13,0** I₁₅₀: **103****Variación Mensual**

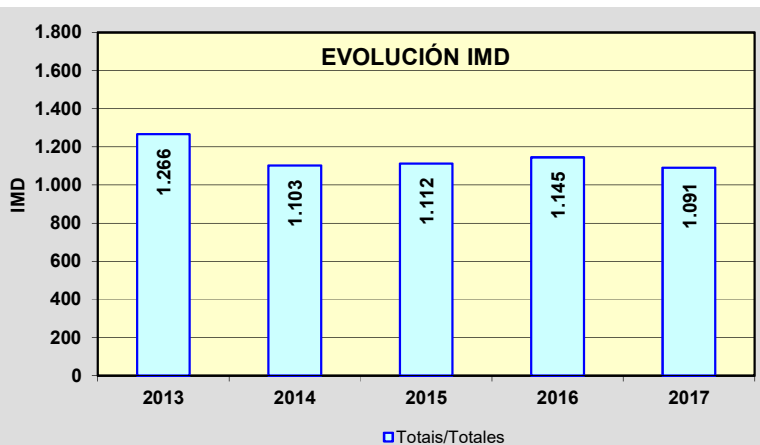
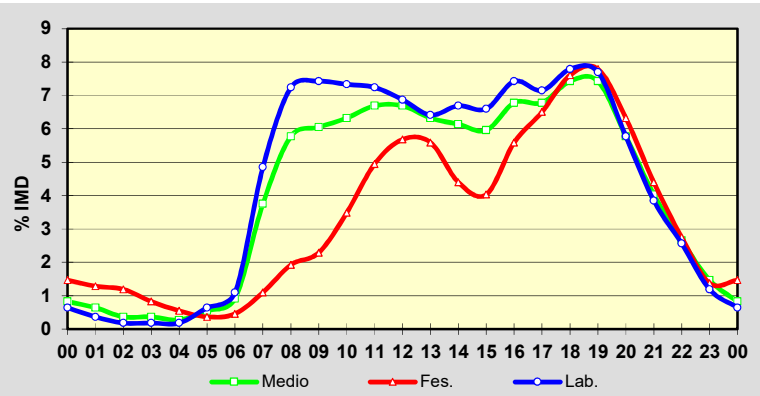
| | I.M.D. | % I.M.D. | % Pes. |
|------|--------|----------|--------|
| I | 949 | 86,98 | 13,6 |
| II | 1.013 | 92,85 | 13,8 |
| III | 1.096 | 100,46 | 14,3 |
| IV | 1.091 | 100,00 | 12,6 |
| V | 1.090 | 99,91 | 13,1 |
| VI | 1.142 | 104,67 | 14,2 |
| VII | 1.146 | 105,04 | 11,9 |
| VIII | 1.212 | 111,09 | 10,0 |
| IX | 1.118 | 102,47 | 13,5 |
| X | 1.235 | 113,20 | 12,9 |
| XI | 1.052 | 96,43 | 14,4 |
| XII | 946 | 86,71 | 13,0 |

**Semana Media**

| | I.M.D. | % I.M.D. | % Pes. |
|-------|--------|----------|--------|
| Lu | 1.130 | 103,57 | 16,7 |
| Ma | 1.132 | 103,76 | 16,4 |
| Me/Mi | 1.165 | 106,78 | 15,3 |
| Xo/Ju | 1.170 | 107,24 | 15,7 |
| Ve/Vi | 1.263 | 115,77 | 14,8 |
| Sa | 956 | 87,63 | 8,1 |
| Do | 907 | 83,13 | 3,5 |
| Lab | 1.172 | 107,42 | 15,8 |
| Fes | 894 | 81,94 | 3,6 |

**Día Medio**

| | Lab. | Fes. | Medio |
|----|--------------|------------|--------------|
| 00 | 7 | 16 | 9 |
| 01 | 4 | 14 | 7 |
| 02 | 2 | 13 | 4 |
| 03 | 2 | 9 | 4 |
| 04 | 2 | 6 | 3 |
| 05 | 7 | 4 | 6 |
| 06 | 12 | 5 | 10 |
| 07 | 53 | 12 | 41 |
| 08 | 79 | 21 | 63 |
| 09 | 81 | 25 | 66 |
| 10 | 80 | 38 | 69 |
| 11 | 79 | 54 | 73 |
| 12 | 75 | 62 | 73 |
| 13 | 70 | 61 | 69 |
| 14 | 73 | 48 | 67 |
| 15 | 72 | 44 | 65 |
| 16 | 81 | 61 | 74 |
| 17 | 78 | 71 | 74 |
| 18 | 85 | 83 | 81 |
| 19 | 84 | 85 | 81 |
| 20 | 63 | 69 | 63 |
| 21 | 42 | 48 | 44 |
| 22 | 28 | 30 | 29 |
| 23 | 13 | 15 | 16 |
| | 1.172 | 894 | 1.091 |



Estación: **LU-162(0)**Tipo: **COM****MEMORIA DE AFOROS 2017**Rede/Red: **PC**IMD: **1.608**

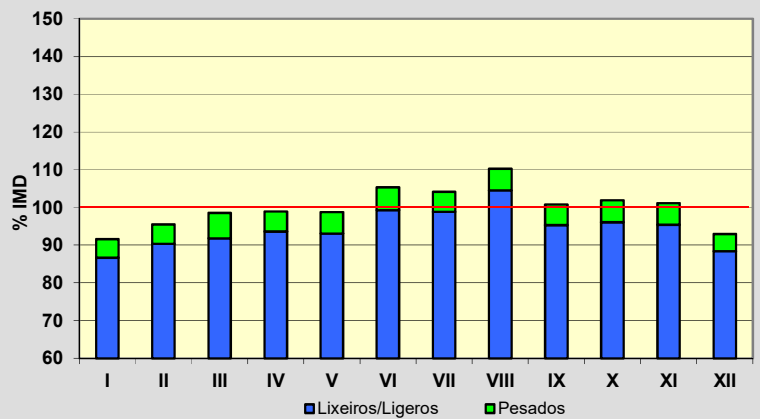
Nome/Nombre:

Valadouro (LU-162)IMDp: **89** I₃₀: **158**

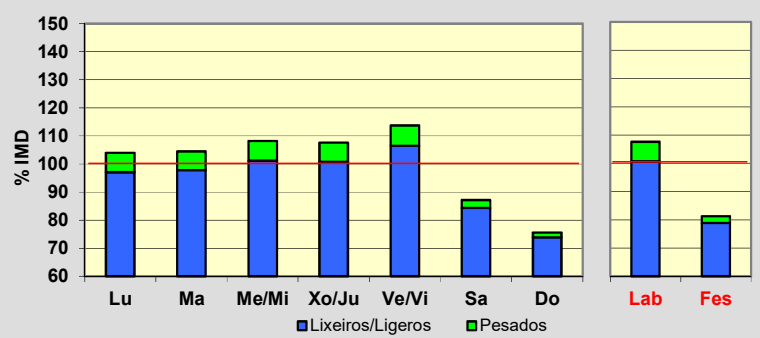
Treito/Tramo:

Ferreira de Valadouro (LU-160) - Cangas de Foz (N-642)% Pes.: **5,5** I₁₅₀: **145****Variación Mensual**

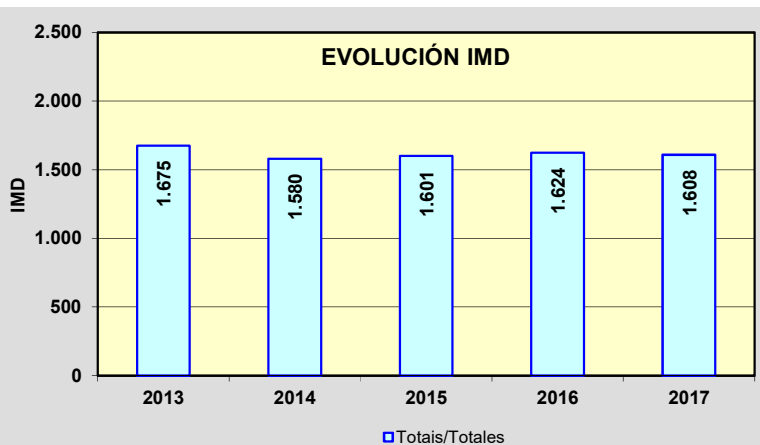
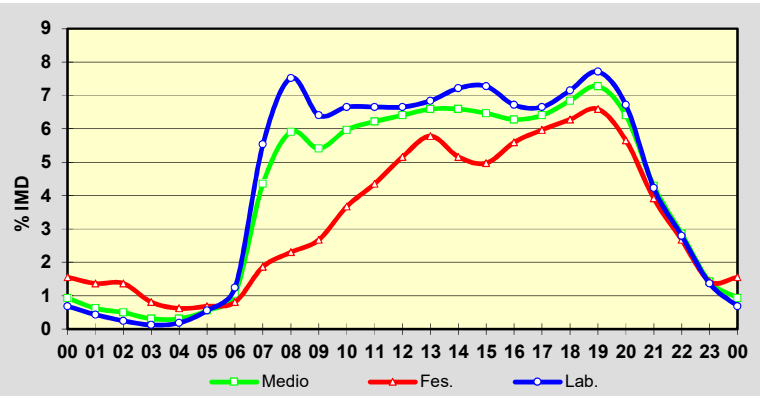
| | I.M.D. | % I.M.D. | % Pes. |
|------|--------|----------|--------|
| I | 1.473 | 91,60 | 5,4 |
| II | 1.535 | 95,46 | 5,4 |
| III | 1.585 | 98,57 | 6,9 |
| IV | 1.590 | 98,88 | 5,3 |
| V | 1.588 | 98,76 | 5,7 |
| VI | 1.694 | 105,35 | 5,8 |
| VII | 1.675 | 104,17 | 5,1 |
| VIII | 1.773 | 110,26 | 5,2 |
| IX | 1.620 | 100,75 | 5,4 |
| X | 1.639 | 101,93 | 5,7 |
| XI | 1.626 | 101,12 | 5,7 |
| XII | 1.494 | 92,91 | 4,9 |

**Semana Media**

| | I.M.D. | % I.M.D. | % Pes. |
|-------|--------|----------|--------|
| Lu | 1.672 | 103,98 | 6,6 |
| Ma | 1.681 | 104,54 | 6,5 |
| Me/Mi | 1.740 | 108,21 | 6,5 |
| Xo/Ju | 1.730 | 107,59 | 6,3 |
| Ve/Vi | 1.829 | 113,74 | 6,3 |
| Sa | 1.402 | 87,19 | 3,3 |
| Do | 1.215 | 75,56 | 2,1 |
| Lab | 1.730 | 107,59 | 6,4 |
| Fes | 1.307 | 81,28 | 3,0 |

**Día Medio**

| | Lab. | Fes. | Medio |
|--------------|--------------|--------------|--------------|
| 00 | 11 | 25 | 15 |
| 01 | 7 | 22 | 10 |
| 02 | 4 | 22 | 8 |
| 03 | 2 | 13 | 5 |
| 04 | 3 | 10 | 5 |
| 05 | 9 | 11 | 9 |
| 06 | 20 | 13 | 17 |
| 07 | 89 | 30 | 70 |
| 08 | 121 | 37 | 95 |
| 09 | 103 | 43 | 87 |
| 10 | 107 | 59 | 96 |
| 11 | 107 | 70 | 100 |
| 12 | 107 | 83 | 103 |
| 13 | 110 | 93 | 106 |
| 14 | 116 | 83 | 106 |
| 15 | 117 | 80 | 104 |
| 16 | 108 | 90 | 101 |
| 17 | 107 | 96 | 103 |
| 18 | 115 | 101 | 110 |
| 19 | 124 | 106 | 117 |
| 20 | 108 | 91 | 103 |
| 21 | 68 | 63 | 69 |
| 22 | 45 | 43 | 46 |
| 23 | 22 | 23 | 23 |
| Total | 1.730 | 1.307 | 1.608 |



Estación: **LU-170(4)**Tipo: **COM****MEMORIA DE AFOROS 2017**Rede/Red: **PC**IMD: **684**

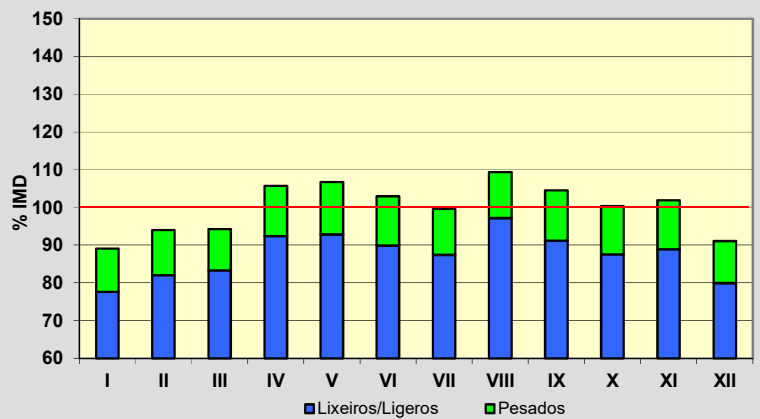
Nome/Nombre:

Parga (LU-170)IMDp: **85** I₃₀: **98**

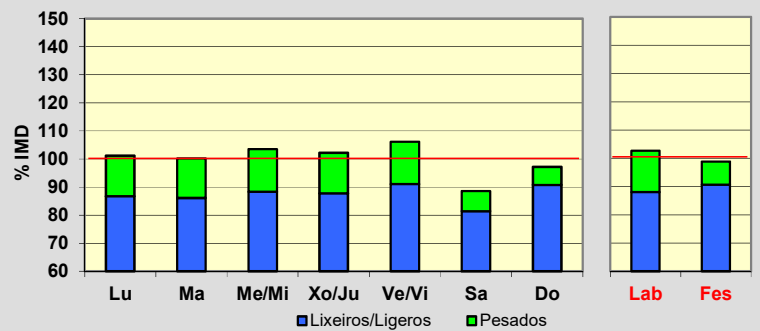
Treito/Tramo:

Enl. A-6 - Vilares (LU-P-2301)% Pes.: **12,4** I₁₅₀: **66****Variación Mensual**

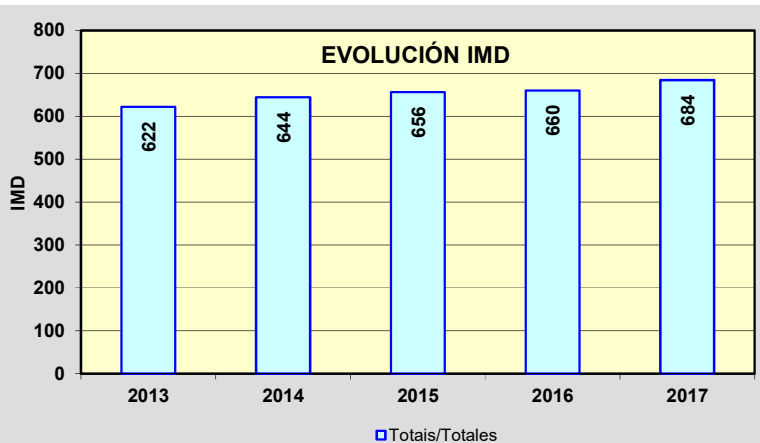
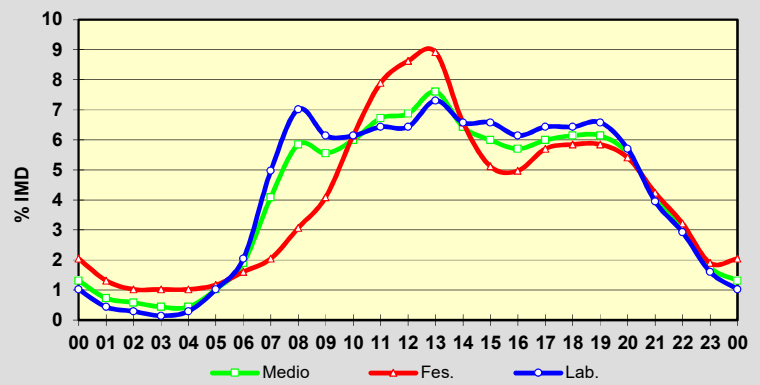
| | I.M.D. | % I.M.D. | % Pes. |
|------|--------|----------|--------|
| I | 609 | 89,04 | 12,8 |
| II | 643 | 94,01 | 12,8 |
| III | 645 | 94,30 | 11,6 |
| IV | 723 | 105,70 | 12,6 |
| V | 730 | 106,73 | 13,0 |
| VI | 704 | 102,92 | 12,6 |
| VII | 681 | 99,56 | 12,2 |
| VIII | 748 | 109,36 | 11,1 |
| IX | 715 | 104,53 | 12,7 |
| X | 686 | 100,29 | 12,7 |
| XI | 697 | 101,90 | 12,8 |
| XII | 623 | 91,08 | 12,2 |

**Semana Media**

| | I.M.D. | % I.M.D. | % Pes. |
|-------|--------|----------|--------|
| Lu | 692 | 101,17 | 14,3 |
| Ma | 685 | 100,15 | 14,0 |
| Me/Mi | 708 | 103,51 | 14,7 |
| Xo/Ju | 699 | 102,19 | 14,2 |
| Ve/Vi | 726 | 106,14 | 14,2 |
| Sa | 606 | 88,60 | 8,1 |
| Do | 665 | 97,22 | 6,6 |
| Lab | 702 | 102,63 | 14,2 |
| Fes | 676 | 98,83 | 8,3 |

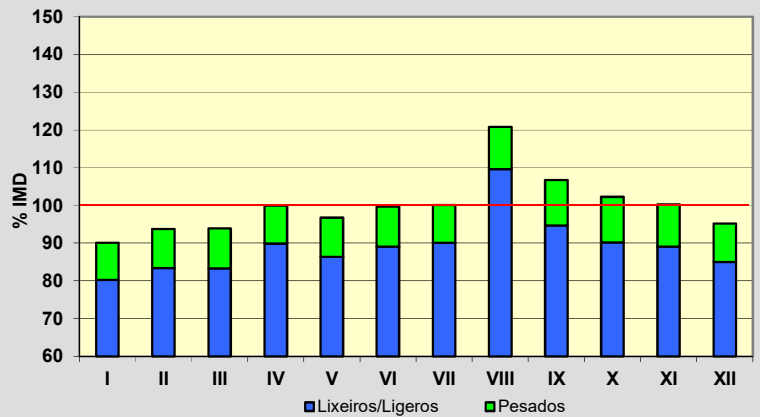
**Día Medio**

| | Lab. | Fes. | Medio |
|----|------------|------------|------------|
| 00 | 7 | 14 | 9 |
| 01 | 3 | 9 | 5 |
| 02 | 2 | 7 | 4 |
| 03 | 1 | 7 | 3 |
| 04 | 2 | 7 | 3 |
| 05 | 7 | 8 | 7 |
| 06 | 14 | 11 | 13 |
| 07 | 34 | 14 | 28 |
| 08 | 48 | 21 | 40 |
| 09 | 42 | 28 | 38 |
| 10 | 42 | 42 | 41 |
| 11 | 44 | 54 | 46 |
| 12 | 44 | 59 | 47 |
| 13 | 50 | 61 | 52 |
| 14 | 45 | 45 | 44 |
| 15 | 45 | 35 | 41 |
| 16 | 42 | 34 | 39 |
| 17 | 44 | 39 | 41 |
| 18 | 44 | 40 | 42 |
| 19 | 45 | 40 | 42 |
| 20 | 39 | 37 | 38 |
| 21 | 27 | 29 | 28 |
| 22 | 20 | 22 | 21 |
| 23 | 11 | 13 | 12 |
| | 702 | 676 | 684 |

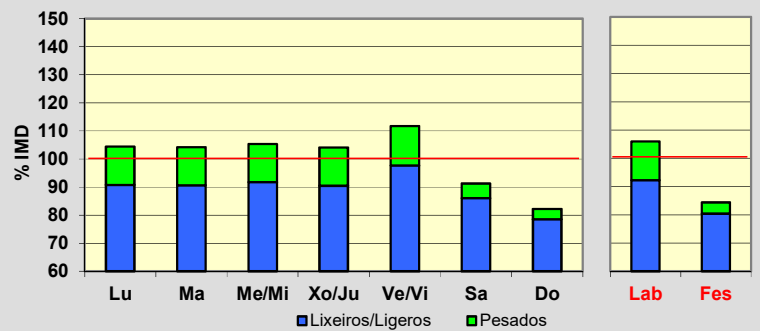


Estación: **LU-212(9)**Tipo: **PER****MEMORIA DE AFOROS 2017**Rede/Red: **S**IMD: **2.162**Nome/Nombre: **Monterroso (LU-212)**IMDp: **232** I₃₀: **225**Treito/Tramo: **Taboada (Avda. de Lugo) - Monterroso (N-640)**% Pes.: **10,7** I₁₅₀: **191****Variación Mensual**

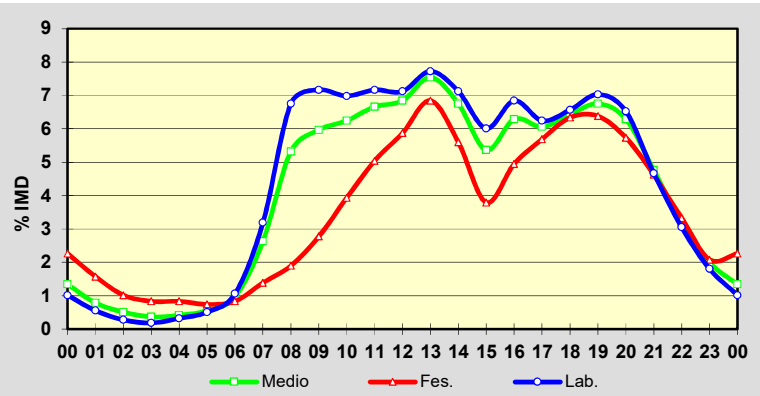
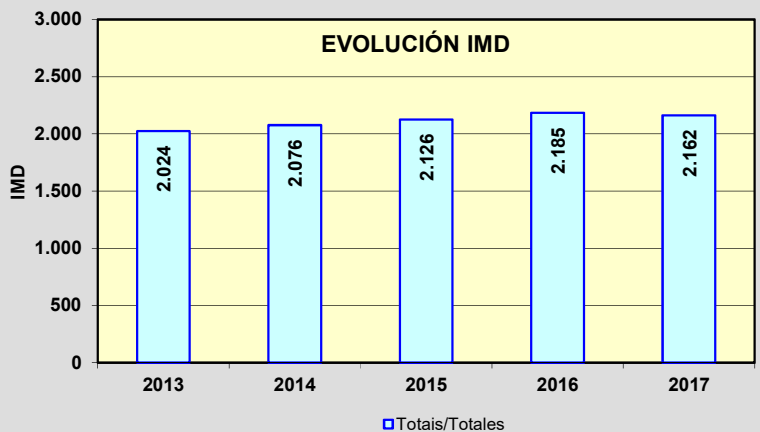
| | I.M.D. | % I.M.D. | % Pes. |
|------|--------|----------|--------|
| I | 1.948 | 90,10 | 10,9 |
| II | 2.027 | 93,76 | 11,1 |
| III | 2.031 | 93,94 | 11,3 |
| IV | 2.161 | 99,95 | 10,1 |
| V | 2.091 | 96,72 | 10,7 |
| VI | 2.155 | 99,68 | 10,6 |
| VII | 2.165 | 100,14 | 10,0 |
| VIII | 2.612 | 120,81 | 9,3 |
| IX | 2.308 | 106,75 | 11,4 |
| X | 2.211 | 102,27 | 11,8 |
| XI | 2.168 | 100,28 | 11,2 |
| XII | 2.057 | 95,14 | 10,6 |

**Semana Media**

| | I.M.D. | % I.M.D. | % Pes. |
|-------|--------|----------|--------|
| Lu | 2.257 | 104,39 | 13,1 |
| Ma | 2.254 | 104,26 | 13,0 |
| Me/Mi | 2.276 | 105,27 | 12,9 |
| Xo/Ju | 2.251 | 104,12 | 13,1 |
| Ve/Vi | 2.415 | 111,70 | 12,5 |
| Sa | 1.972 | 91,21 | 5,6 |
| Do | 1.778 | 82,24 | 4,5 |
| Lab | 2.290 | 105,92 | 12,9 |
| Fes | 1.824 | 84,37 | 4,7 |

**Día Medio**

| | Lab. | Fes. | Medio |
|--------------|--------------|--------------|--------------|
| 00 | 22 | 49 | 29 |
| 01 | 12 | 34 | 17 |
| 02 | 6 | 22 | 11 |
| 03 | 4 | 18 | 8 |
| 04 | 7 | 18 | 9 |
| 05 | 11 | 16 | 12 |
| 06 | 23 | 18 | 21 |
| 07 | 69 | 30 | 57 |
| 08 | 146 | 41 | 115 |
| 09 | 155 | 60 | 129 |
| 10 | 151 | 85 | 135 |
| 11 | 155 | 109 | 144 |
| 12 | 154 | 127 | 148 |
| 13 | 167 | 148 | 163 |
| 14 | 154 | 121 | 146 |
| 15 | 130 | 82 | 116 |
| 16 | 148 | 107 | 136 |
| 17 | 135 | 123 | 131 |
| 18 | 142 | 137 | 139 |
| 19 | 152 | 138 | 146 |
| 20 | 141 | 124 | 136 |
| 21 | 101 | 100 | 103 |
| 22 | 66 | 72 | 68 |
| 23 | 39 | 45 | 43 |
| Total | 2.290 | 1.824 | 2.162 |

**EVOLUCIÓN IMD**

Estación: **LU-221(2)**Tipo: **COM****MEMORIA DE AFOROS 2017**Rede/Red: **S**IMD: **2.101**

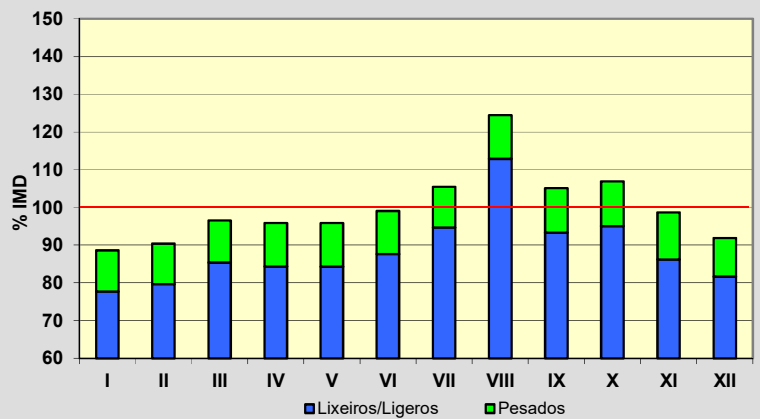
Nome/Nombre:

Monterroso (LU-221)IMDp: **238** I₃₀: **241**

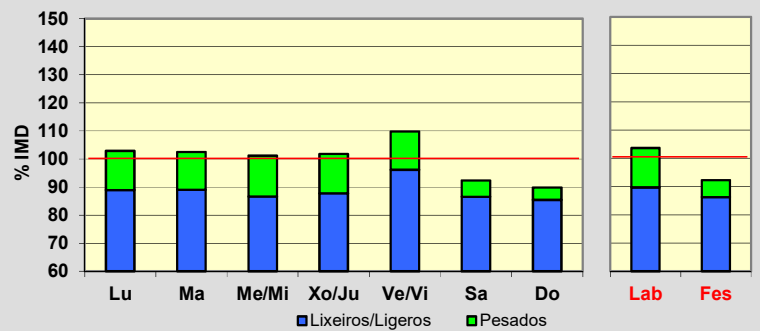
Treito/Tramo:

Monterroso (Deput.) - Palas de Rei (N-547)% Pes.: **11,3** I₁₅₀: **190****Variación Mensual**

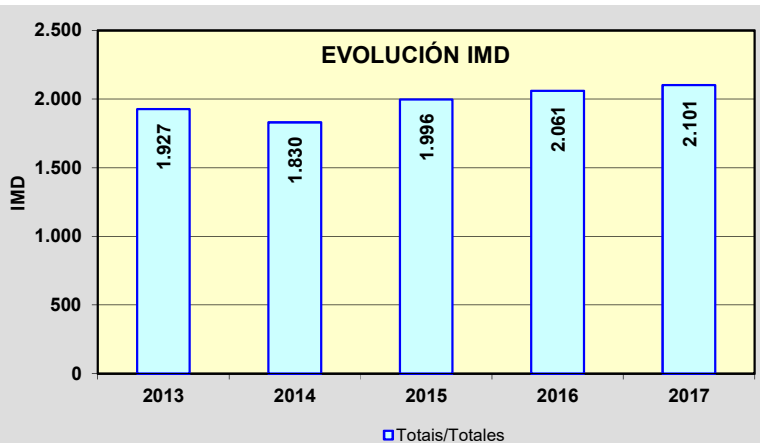
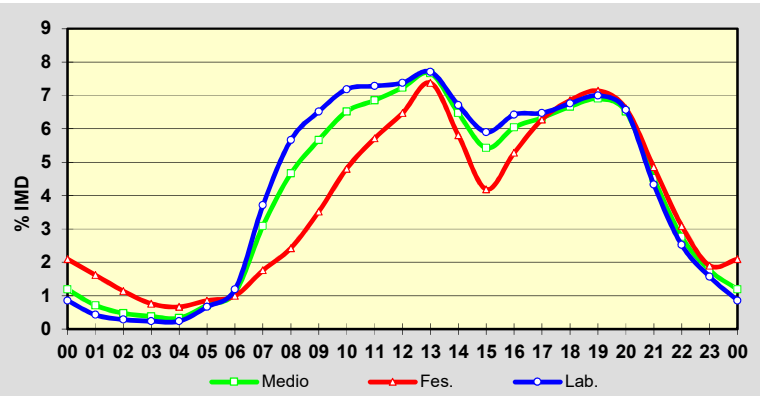
| | I.M.D. | % I.M.D. | % Pes. |
|------|--------|----------|--------|
| I | 1.861 | 88,58 | 12,3 |
| II | 1.900 | 90,43 | 11,9 |
| III | 2.028 | 96,53 | 11,5 |
| IV | 2.014 | 95,86 | 12,0 |
| V | 2.013 | 95,81 | 12,1 |
| VI | 2.082 | 99,10 | 11,5 |
| VII | 2.216 | 105,47 | 10,3 |
| VIII | 2.615 | 124,46 | 9,3 |
| IX | 2.208 | 105,09 | 11,2 |
| X | 2.246 | 106,90 | 11,1 |
| XI | 2.074 | 98,71 | 12,7 |
| XII | 1.930 | 91,86 | 11,1 |

**Semana Media**

| | I.M.D. | % I.M.D. | % Pes. |
|-------|--------|----------|--------|
| Lu | 2.161 | 102,86 | 13,6 |
| Ma | 2.153 | 102,48 | 13,1 |
| Me/Mi | 2.126 | 101,19 | 14,4 |
| Xo/Ju | 2.138 | 101,76 | 13,8 |
| Ve/Vi | 2.308 | 109,85 | 12,5 |
| Sa | 1.940 | 92,34 | 6,2 |
| Do | 1.888 | 89,86 | 4,9 |
| Lab | 2.177 | 103,62 | 13,5 |
| Fes | 1.938 | 92,24 | 6,5 |

**Día Medio**

| | Lab. | Fes. | Medio |
|----|--------------|--------------|--------------|
| 00 | 18 | 44 | 25 |
| 01 | 9 | 34 | 15 |
| 02 | 6 | 24 | 10 |
| 03 | 5 | 16 | 8 |
| 04 | 5 | 14 | 7 |
| 05 | 14 | 18 | 15 |
| 06 | 25 | 21 | 23 |
| 07 | 78 | 37 | 65 |
| 08 | 119 | 51 | 98 |
| 09 | 137 | 74 | 119 |
| 10 | 151 | 101 | 137 |
| 11 | 153 | 120 | 144 |
| 12 | 155 | 136 | 152 |
| 13 | 162 | 155 | 161 |
| 14 | 141 | 122 | 136 |
| 15 | 124 | 88 | 114 |
| 16 | 135 | 111 | 127 |
| 17 | 136 | 132 | 133 |
| 18 | 142 | 144 | 140 |
| 19 | 147 | 150 | 145 |
| 20 | 138 | 139 | 137 |
| 21 | 91 | 102 | 95 |
| 22 | 53 | 65 | 58 |
| 23 | 33 | 40 | 37 |
| | 2.177 | 1.938 | 2.101 |



Estación: **LU-231(2)**Tipo: **COM****MEMORIA DE AFOROS 2017**Rede/Red: **S**IMD: **705**

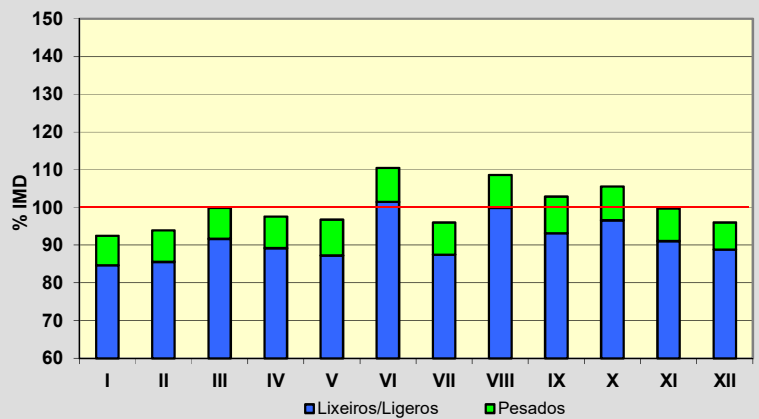
Nome/Nombre:

Friol (LU-231)IMDp: **60** I₃₀: **99**

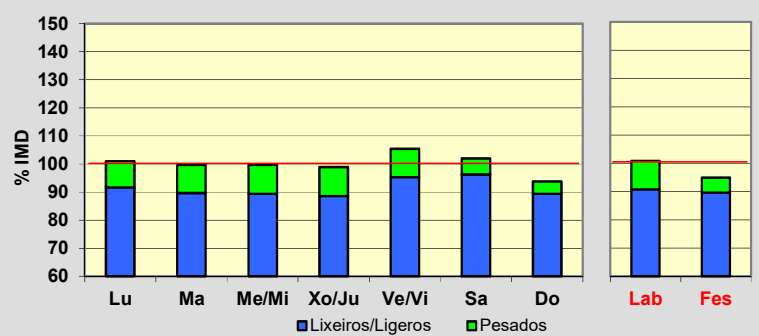
Treito/Tramo:

Friol (LU-232) - A Baiuca (Deput)% Pes.: **8,5** I₁₅₀: **69****Variación Mensual**

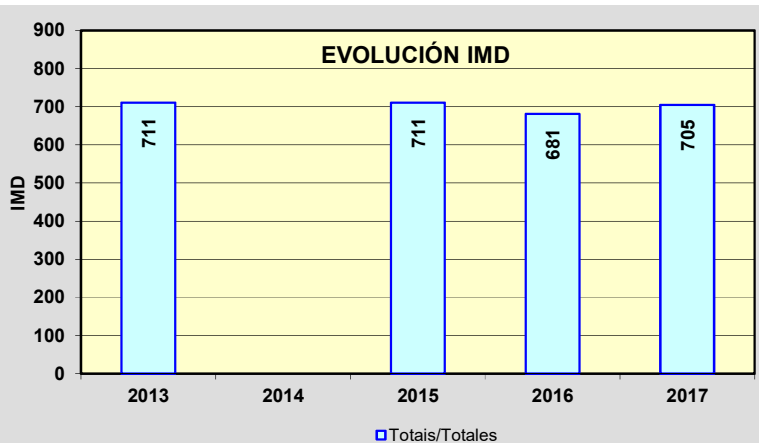
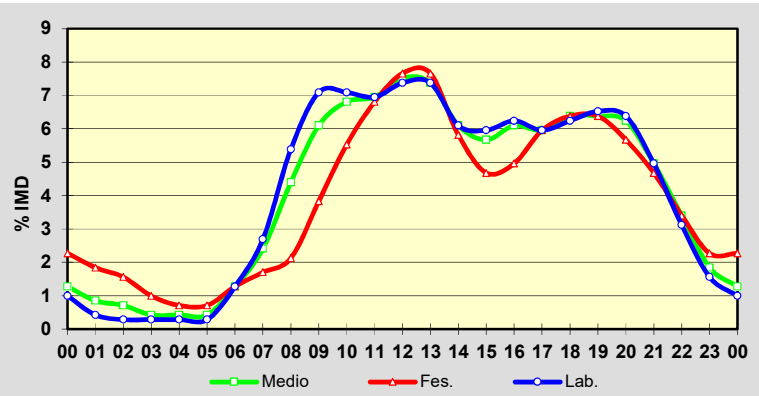
| | I.M.D. | % I.M.D. | % Pes. |
|------|--------|----------|--------|
| I | 652 | 92,48 | 8,4 |
| II | 662 | 93,90 | 8,9 |
| III | 704 | 99,86 | 8,2 |
| IV | 688 | 97,59 | 8,6 |
| V | 682 | 96,74 | 9,8 |
| VI | 779 | 110,50 | 8,2 |
| VII | 677 | 96,03 | 8,9 |
| VIII | 766 | 108,65 | 8,1 |
| IX | 725 | 102,84 | 9,4 |
| X | 744 | 105,53 | 8,5 |
| XI | 703 | 99,72 | 8,7 |
| XII | 677 | 96,03 | 7,5 |

**Semana Media**

| | I.M.D. | % I.M.D. | % Pes. |
|-------|--------|----------|--------|
| Lu | 712 | 100,99 | 9,3 |
| Ma | 703 | 99,72 | 10,1 |
| Me/Mi | 703 | 99,72 | 10,4 |
| Xo/Ju | 697 | 98,87 | 10,5 |
| Ve/Vi | 743 | 105,39 | 9,6 |
| Sa | 719 | 101,99 | 5,6 |
| Do | 661 | 93,76 | 4,7 |
| Lab | 711 | 100,85 | 10,0 |
| Fes | 669 | 94,89 | 5,5 |

**Día Medio**

| | Lab. | Fes. | Medio |
|----|------------|------------|------------|
| 00 | 7 | 16 | 9 |
| 01 | 3 | 13 | 6 |
| 02 | 2 | 11 | 5 |
| 03 | 2 | 7 | 3 |
| 04 | 2 | 5 | 3 |
| 05 | 2 | 5 | 3 |
| 06 | 9 | 9 | 9 |
| 07 | 19 | 12 | 17 |
| 08 | 38 | 15 | 31 |
| 09 | 50 | 27 | 43 |
| 10 | 50 | 39 | 48 |
| 11 | 49 | 48 | 49 |
| 12 | 52 | 54 | 53 |
| 13 | 52 | 54 | 52 |
| 14 | 43 | 41 | 43 |
| 15 | 42 | 33 | 40 |
| 16 | 44 | 35 | 43 |
| 17 | 42 | 42 | 42 |
| 18 | 44 | 45 | 45 |
| 19 | 46 | 45 | 45 |
| 20 | 45 | 40 | 44 |
| 21 | 35 | 33 | 35 |
| 22 | 22 | 24 | 24 |
| 23 | 11 | 16 | 13 |
| | 711 | 669 | 705 |



Estación: **LU-530(2)DGT**Tipo: **PER****MEMORIA DE AFOROS 2017**Rede/Red: **PB**IMD: **10.233**

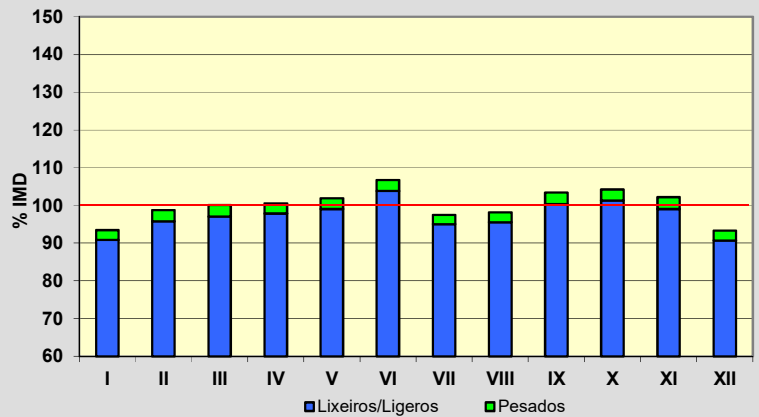
Nome/Nombre:

Lugo (LU-530)IMDp: **289** I₃₀: **973**

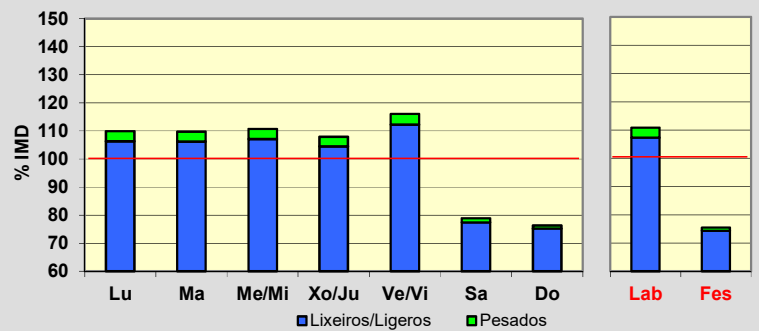
Treito/Tramo:

Lugo - Enl. A-6% Pes.: **2,8** I₁₅₀: **924****Variación Mensual**

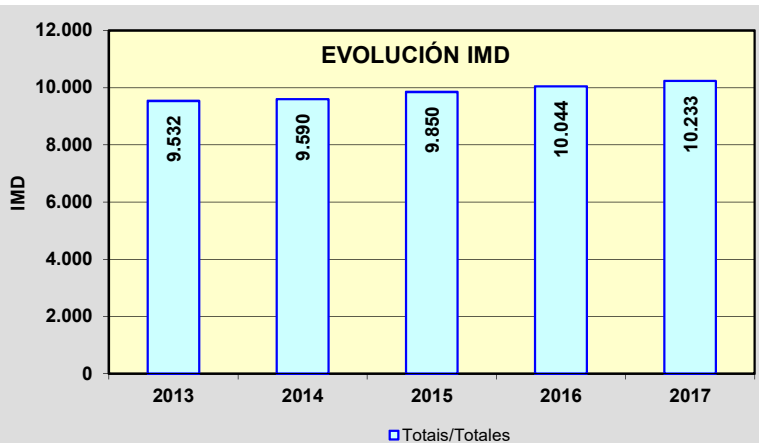
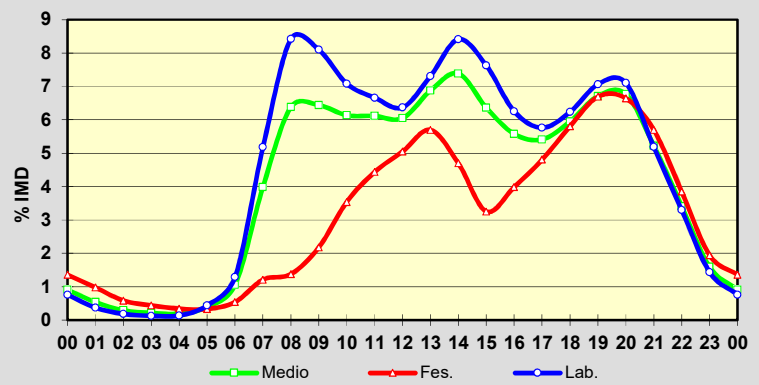
| | I.M.D. | % I.M.D. | % Pes. |
|------|--------|----------|--------|
| I | 9.564 | 93,46 | 2,8 |
| II | 10.107 | 98,77 | 3,0 |
| III | 10.244 | 100,11 | 3,0 |
| IV | 10.292 | 100,58 | 2,7 |
| V | 10.430 | 101,93 | 2,8 |
| VI | 10.925 | 106,76 | 2,7 |
| VII | 9.978 | 97,51 | 2,6 |
| VIII | 10.043 | 98,14 | 2,6 |
| IX | 10.582 | 103,41 | 3,0 |
| X | 10.661 | 104,18 | 2,8 |
| XI | 10.456 | 102,18 | 3,1 |
| XII | 9.547 | 93,30 | 2,8 |

**Semana Media**

| | I.M.D. | % I.M.D. | % Pes. |
|-------|--------|----------|--------|
| Lu | 11.247 | 109,91 | 3,2 |
| Ma | 11.230 | 109,74 | 3,2 |
| Me/Mi | 11.330 | 110,72 | 3,2 |
| Xo/Ju | 11.047 | 107,95 | 3,2 |
| Ve/Vi | 11.871 | 116,01 | 3,2 |
| Sa | 8.080 | 78,96 | 1,9 |
| Do | 7.807 | 76,29 | 1,4 |
| Lab | 11.343 | 110,85 | 3,2 |
| Fes | 7.721 | 75,45 | 1,4 |

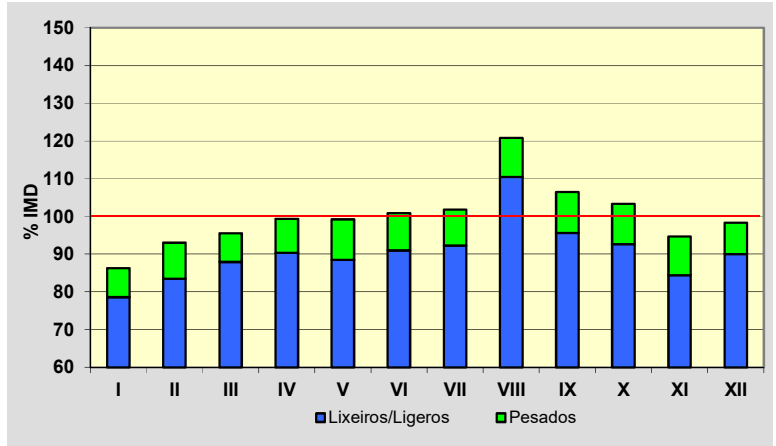
**Día Medio**

| | Lab. | Fes. | Medio |
|--------------|---------------|--------------|---------------|
| 00 | 78 | 139 | 93 |
| 01 | 38 | 100 | 55 |
| 02 | 19 | 60 | 30 |
| 03 | 13 | 45 | 22 |
| 04 | 14 | 35 | 20 |
| 05 | 45 | 34 | 40 |
| 06 | 132 | 55 | 108 |
| 07 | 530 | 124 | 408 |
| 08 | 862 | 141 | 653 |
| 09 | 829 | 223 | 659 |
| 10 | 725 | 362 | 628 |
| 11 | 682 | 454 | 626 |
| 12 | 652 | 517 | 619 |
| 13 | 748 | 583 | 704 |
| 14 | 861 | 481 | 756 |
| 15 | 781 | 333 | 651 |
| 16 | 640 | 408 | 571 |
| 17 | 590 | 492 | 554 |
| 18 | 638 | 594 | 609 |
| 19 | 723 | 685 | 687 |
| 20 | 727 | 680 | 693 |
| 21 | 531 | 583 | 535 |
| 22 | 338 | 394 | 349 |
| 23 | 147 | 199 | 163 |
| Total | 11.343 | 7.721 | 10.233 |

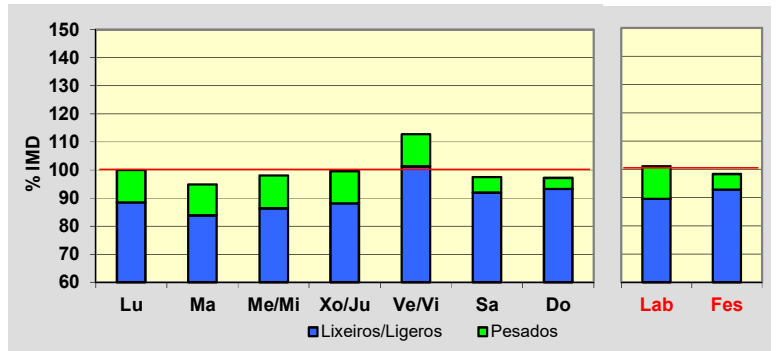


Estación: **LU-530(31)**Tipo: **COM****MEMORIA DE AFOROS 2017**Rede/Red: **PB**IMD: **1.298**Nome/Nombre: **Baleira**IMDp: **124** I₃₀: **159**Treito/Tramo: **Cádabo (Baleira) (LU-750) - Fonsagrada**% Pes.: **9,6** I₁₅₀: **131****Variación Mensual**

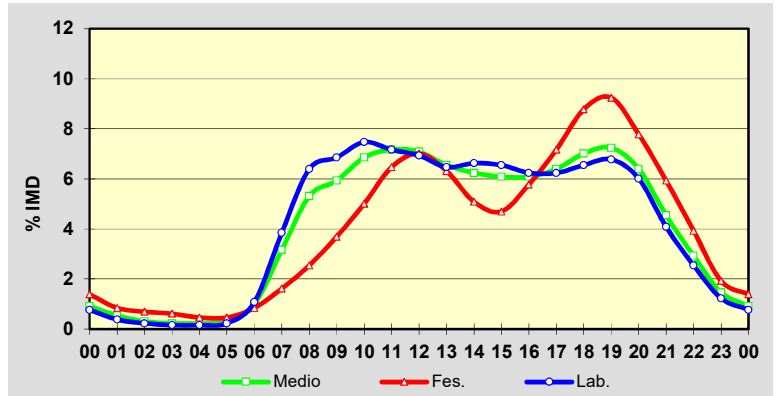
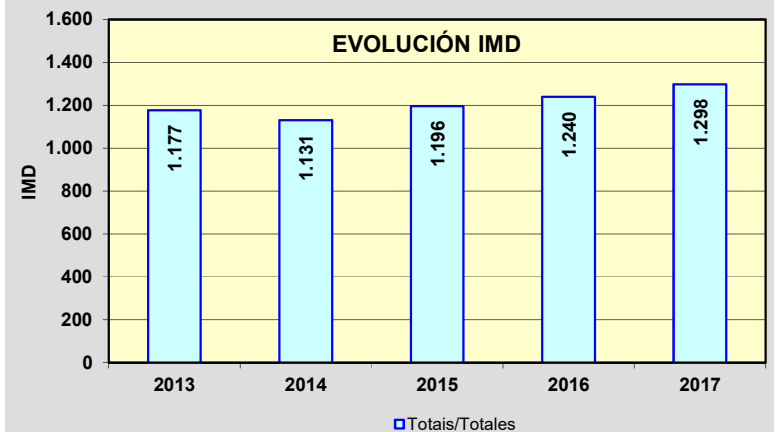
| | I.M.D. | % I.M.D. | % Pes. |
|------|--------|----------|--------|
| I | 1.120 | 86,29 | 8,9 |
| II | 1.207 | 92,99 | 10,3 |
| III | 1.240 | 95,53 | 8,0 |
| IV | 1.290 | 99,38 | 9,1 |
| V | 1.288 | 99,23 | 10,9 |
| VI | 1.309 | 100,85 | 9,8 |
| VII | 1.322 | 101,85 | 9,4 |
| VIII | 1.568 | 120,80 | 8,5 |
| IX | 1.382 | 106,47 | 10,2 |
| X | 1.341 | 103,31 | 10,4 |
| XI | 1.229 | 94,68 | 10,8 |
| XII | 1.276 | 98,31 | 8,4 |

**Semana Media**

| | I.M.D. | % I.M.D. | % Pes. |
|-------|--------|----------|--------|
| Lu | 1.298 | 100,00 | 11,6 |
| Ma | 1.231 | 94,84 | 11,6 |
| Me/Mi | 1.273 | 98,07 | 11,9 |
| Xo/Ju | 1.293 | 99,61 | 11,5 |
| Ve/Vi | 1.463 | 112,71 | 10,1 |
| Sa | 1.265 | 97,46 | 5,6 |
| Do | 1.262 | 97,23 | 4,0 |
| Lab | 1.311 | 101,00 | 11,4 |
| Fes | 1.276 | 98,31 | 5,6 |

**Día Medio**

| | Lab. | Fes. | Medio |
|----|--------------|--------------|--------------|
| 00 | 10 | 18 | 12 |
| 01 | 5 | 11 | 7 |
| 02 | 3 | 9 | 4 |
| 03 | 2 | 8 | 3 |
| 04 | 2 | 6 | 3 |
| 05 | 3 | 6 | 4 |
| 06 | 14 | 11 | 13 |
| 07 | 50 | 21 | 41 |
| 08 | 83 | 33 | 69 |
| 09 | 89 | 48 | 77 |
| 10 | 97 | 65 | 89 |
| 11 | 93 | 84 | 93 |
| 12 | 90 | 91 | 92 |
| 13 | 84 | 82 | 85 |
| 14 | 86 | 66 | 81 |
| 15 | 85 | 61 | 79 |
| 16 | 81 | 75 | 79 |
| 17 | 81 | 93 | 83 |
| 18 | 85 | 114 | 91 |
| 19 | 88 | 120 | 94 |
| 20 | 78 | 101 | 83 |
| 21 | 53 | 77 | 59 |
| 22 | 33 | 51 | 38 |
| 23 | 16 | 25 | 19 |
| | 1.311 | 1.276 | 1.298 |

**EVOLUCIÓN IMD**

Estación: **LU-540(33)**Tipo: **COM**

MEMORIA DE AFOROS 2017

Rede/Red: **PB**IMD: **2.881**

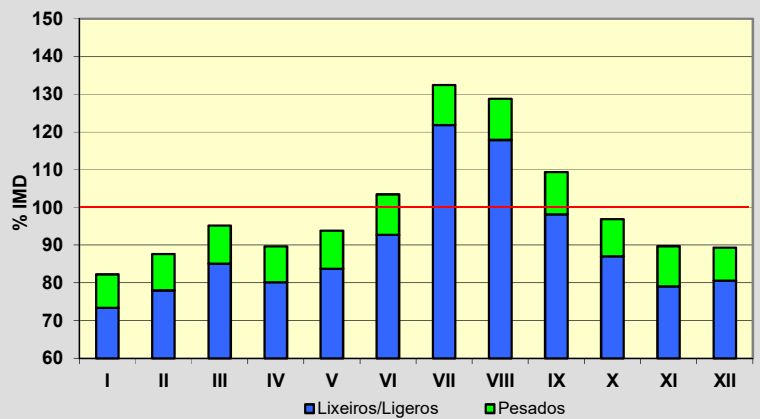
Nome/Nombre:

Cabreiros (LU-540)IMDp: **290** I₃₀: **400**

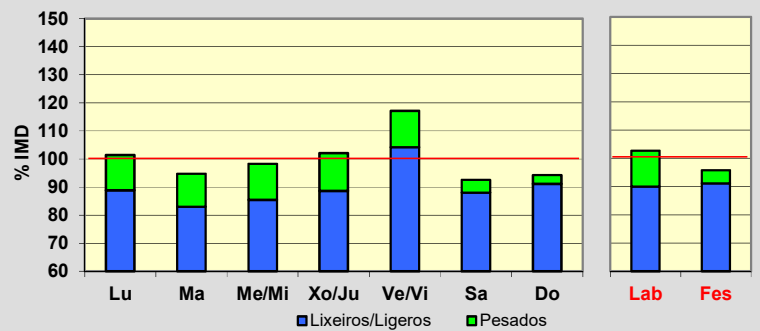
Treito/Tramo:

Ourol (LU-105) - Cabreiros (LU-861)% Pes.: **10,1** I₁₅₀: **304****Variación Mensual**

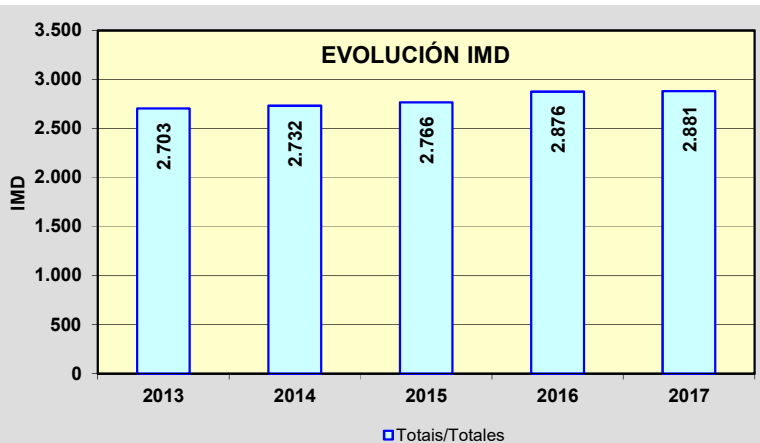
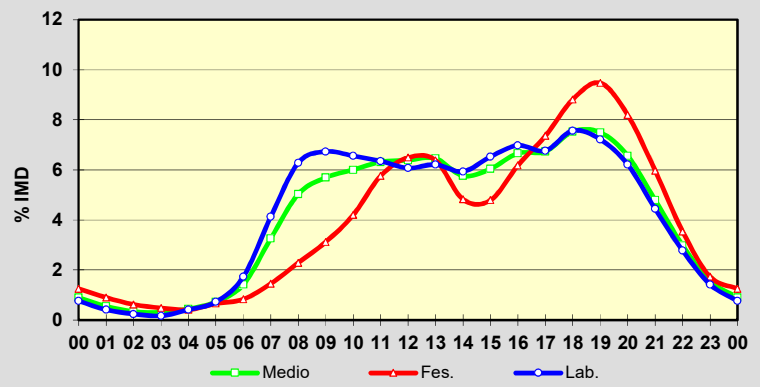
| | I.M.D. | % I.M.D. | % Pes. |
|------|--------|----------|--------|
| I | 2.371 | 82,30 | 10,8 |
| II | 2.525 | 87,64 | 11,0 |
| III | 2.741 | 95,14 | 10,6 |
| IV | 2.582 | 89,62 | 10,5 |
| V | 2.704 | 93,86 | 10,7 |
| VI | 2.981 | 103,47 | 10,4 |
| VII | 3.816 | 132,45 | 8,0 |
| VIII | 3.710 | 128,77 | 8,5 |
| IX | 3.150 | 109,34 | 10,2 |
| X | 2.792 | 96,91 | 10,2 |
| XI | 2.584 | 89,69 | 11,8 |
| XII | 2.575 | 89,38 | 9,8 |

**Semana Media**

| | I.M.D. | % I.M.D. | % Pes. |
|-------|--------|----------|--------|
| Lu | 2.920 | 101,35 | 12,4 |
| Ma | 2.729 | 94,72 | 12,3 |
| Me/Mi | 2.832 | 98,30 | 13,1 |
| Xo/Ju | 2.941 | 102,08 | 13,2 |
| Ve/Vi | 3.374 | 117,11 | 11,0 |
| Sa | 2.666 | 92,54 | 4,8 |
| Do | 2.716 | 94,27 | 3,3 |
| Lab | 2.958 | 102,67 | 12,3 |
| Fes | 2.759 | 95,77 | 4,9 |

**Día Medio**

| | Lab. | Fes. | Medio |
|----|--------------|--------------|--------------|
| 00 | 22 | 36 | 26 |
| 01 | 12 | 26 | 16 |
| 02 | 7 | 18 | 10 |
| 03 | 5 | 14 | 9 |
| 04 | 12 | 12 | 13 |
| 05 | 21 | 19 | 21 |
| 06 | 50 | 24 | 41 |
| 07 | 119 | 42 | 94 |
| 08 | 181 | 66 | 145 |
| 09 | 194 | 90 | 164 |
| 10 | 189 | 121 | 173 |
| 11 | 183 | 166 | 182 |
| 12 | 175 | 187 | 184 |
| 13 | 179 | 184 | 186 |
| 14 | 171 | 139 | 166 |
| 15 | 188 | 138 | 174 |
| 16 | 201 | 178 | 192 |
| 17 | 195 | 212 | 194 |
| 18 | 218 | 254 | 217 |
| 19 | 208 | 273 | 216 |
| 20 | 179 | 236 | 189 |
| 21 | 128 | 172 | 138 |
| 22 | 80 | 102 | 86 |
| 23 | 41 | 50 | 45 |
| | 2.958 | 2.759 | 2.881 |



Estación: **LU-541(0)**Tipo: **PER****MEMORIA DE AFOROS 2017**Rede/Red: **PB**IMD: **4.899**

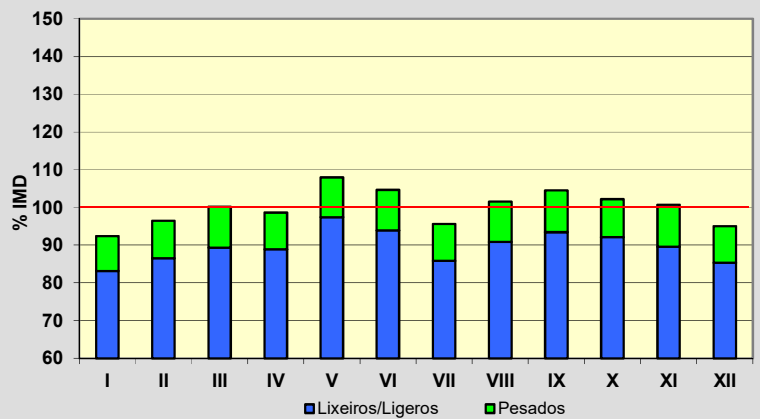
Nome/Nombre:

Rábade (LU-541)IMDp: **505** I₃₀: **447**

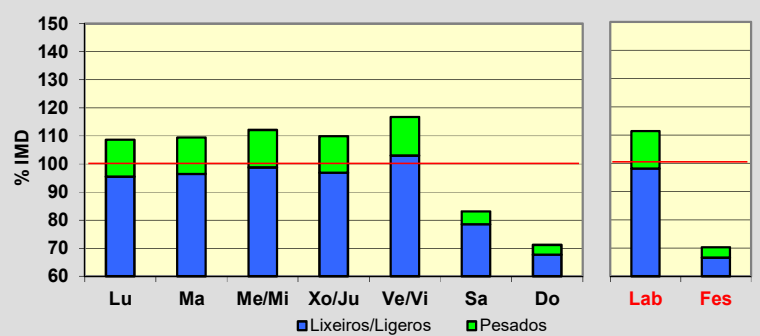
Treito/Tramo:

Enl. A-6 - Variante Vilalba.% Pes.: **10,3** I₁₅₀: **416****Variación Mensual**

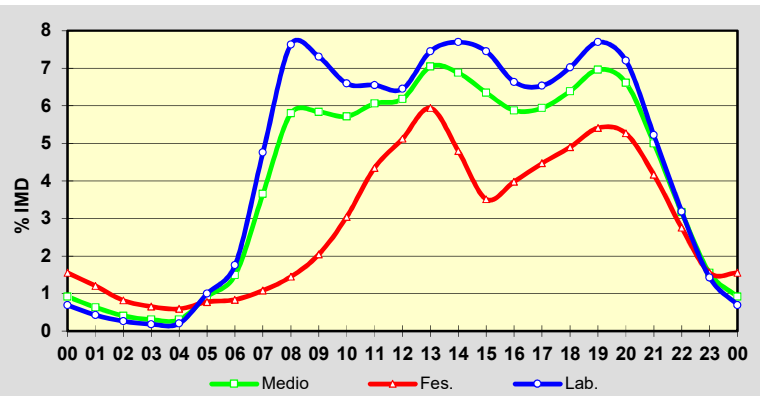
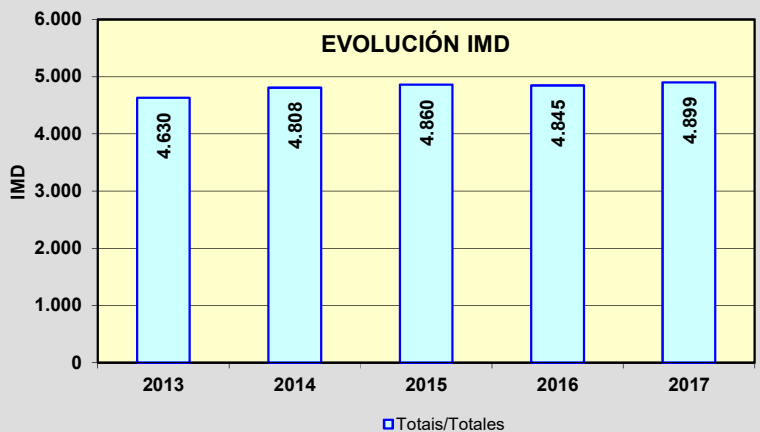
| | I.M.D. | % I.M.D. | % Pes. |
|------|--------|----------|--------|
| I | 4.529 | 92,45 | 10,0 |
| II | 4.725 | 96,45 | 10,3 |
| III | 4.909 | 100,20 | 10,8 |
| IV | 4.832 | 98,63 | 9,9 |
| V | 5.289 | 107,96 | 9,8 |
| VI | 5.129 | 104,69 | 10,3 |
| VII | 4.685 | 95,63 | 10,3 |
| VIII | 4.973 | 101,51 | 10,5 |
| IX | 5.119 | 104,49 | 10,6 |
| X | 5.007 | 102,20 | 9,9 |
| XI | 4.934 | 100,71 | 11,1 |
| XII | 4.656 | 95,04 | 10,2 |

**Semana Media**

| | I.M.D. | % I.M.D. | % Pes. |
|-------|--------|----------|--------|
| Lu | 5.320 | 108,59 | 12,1 |
| Ma | 5.360 | 109,41 | 11,8 |
| Me/Mi | 5.493 | 112,12 | 11,9 |
| Xo/Ju | 5.386 | 109,94 | 11,9 |
| Ve/Vi | 5.719 | 116,74 | 11,7 |
| Sa | 4.072 | 83,12 | 5,6 |
| Do | 3.486 | 71,16 | 4,9 |
| Lab | 5.455 | 111,35 | 11,9 |
| Fes | 3.442 | 70,26 | 5,3 |

**Día Medio**

| | Lab. | Fes. | Medio |
|--------------|--------------|--------------|--------------|
| 00 | 34 | 76 | 45 |
| 01 | 21 | 59 | 31 |
| 02 | 13 | 40 | 20 |
| 03 | 9 | 32 | 15 |
| 04 | 10 | 29 | 15 |
| 05 | 49 | 38 | 45 |
| 06 | 86 | 41 | 73 |
| 07 | 233 | 53 | 179 |
| 08 | 374 | 71 | 284 |
| 09 | 358 | 100 | 286 |
| 10 | 323 | 149 | 280 |
| 11 | 321 | 213 | 297 |
| 12 | 316 | 251 | 303 |
| 13 | 365 | 291 | 345 |
| 14 | 377 | 235 | 337 |
| 15 | 365 | 172 | 311 |
| 16 | 325 | 195 | 288 |
| 17 | 320 | 219 | 291 |
| 18 | 344 | 240 | 313 |
| 19 | 377 | 265 | 341 |
| 20 | 353 | 258 | 324 |
| 21 | 256 | 204 | 245 |
| 22 | 156 | 135 | 155 |
| 23 | 70 | 76 | 76 |
| Total | 5.455 | 3.442 | 4.899 |

**EVOLUCIÓN IMD**

Estación: **LU-546(10)**Tipo: **PER**

MEMORIA DE AFOROS 2017

Rede/Red: **PB**IMD: **3.773**

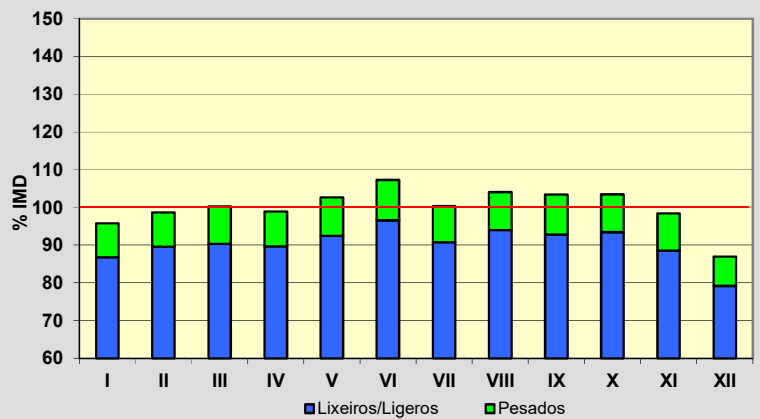
Nome/Nombre:

MacedaIMDp: **364** I₃₀: **469**

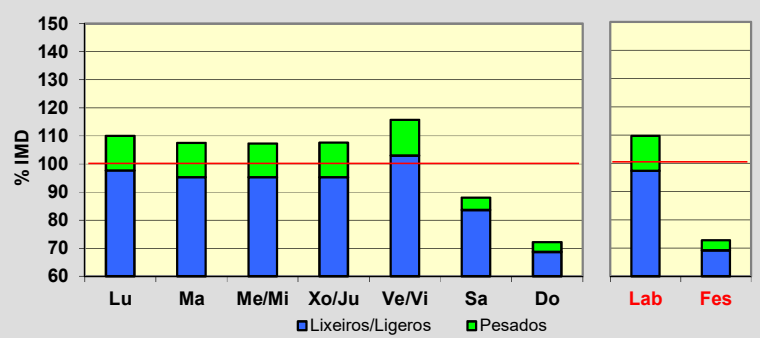
Treito/Tramo:

Maceda (LU-P-1611) - Pobra de San Xiao (LU-614)% Pes.: **9,6** I₁₅₀: **331****Variación Mensual**

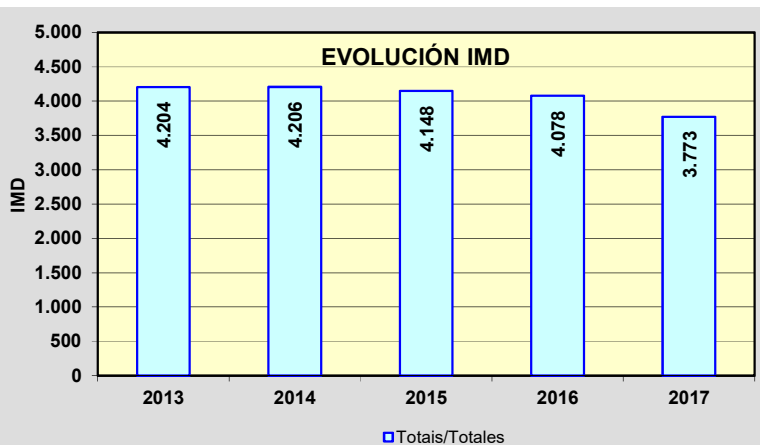
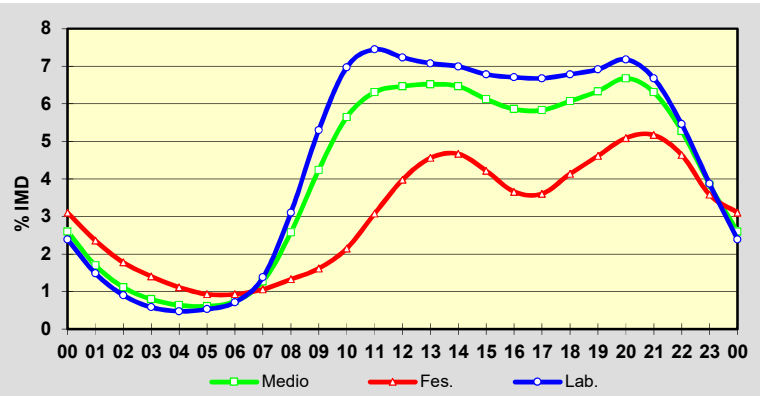
| | I.M.D. | % I.M.D. | % Pes. |
|------|--------|----------|--------|
| I | 3.613 | 95,76 | 9,3 |
| II | 3.723 | 98,67 | 9,2 |
| III | 3.783 | 100,27 | 9,9 |
| IV | 3.732 | 98,91 | 9,4 |
| V | 3.874 | 102,68 | 9,9 |
| VI | 4.048 | 107,29 | 10,0 |
| VII | 3.786 | 100,34 | 9,5 |
| VIII | 3.926 | 104,06 | 9,7 |
| IX | 3.900 | 103,37 | 10,2 |
| X | 3.903 | 103,45 | 9,7 |
| XI | 3.713 | 98,41 | 10,0 |
| XII | 3.280 | 86,93 | 8,9 |

**Semana Media**

| | I.M.D. | % I.M.D. | % Pes. |
|-------|--------|----------|--------|
| Lu | 4.153 | 110,07 | 11,2 |
| Ma | 4.057 | 107,53 | 11,4 |
| Me/Mi | 4.048 | 107,29 | 11,2 |
| Xo/Ju | 4.061 | 107,63 | 11,5 |
| Ve/Vi | 4.368 | 115,77 | 11,0 |
| Sa | 3.323 | 88,07 | 5,1 |
| Do | 2.723 | 72,17 | 4,8 |
| Lab | 4.137 | 109,65 | 11,3 |
| Fes | 2.744 | 72,73 | 4,9 |

**Día Medio**

| | Lab. | Fes. | Medio |
|--------------|--------------|--------------|--------------|
| 00 | 90 | 117 | 98 |
| 01 | 56 | 89 | 64 |
| 02 | 34 | 67 | 42 |
| 03 | 22 | 53 | 30 |
| 04 | 18 | 42 | 24 |
| 05 | 20 | 35 | 23 |
| 06 | 27 | 35 | 28 |
| 07 | 52 | 40 | 48 |
| 08 | 117 | 50 | 97 |
| 09 | 200 | 61 | 160 |
| 10 | 263 | 81 | 213 |
| 11 | 281 | 116 | 238 |
| 12 | 273 | 150 | 244 |
| 13 | 267 | 172 | 246 |
| 14 | 264 | 176 | 244 |
| 15 | 256 | 159 | 231 |
| 16 | 253 | 138 | 221 |
| 17 | 252 | 136 | 220 |
| 18 | 256 | 156 | 229 |
| 19 | 261 | 174 | 239 |
| 20 | 271 | 192 | 252 |
| 21 | 252 | 195 | 238 |
| 22 | 206 | 175 | 199 |
| 23 | 146 | 135 | 145 |
| Total | 4.137 | 2.744 | 3.773 |

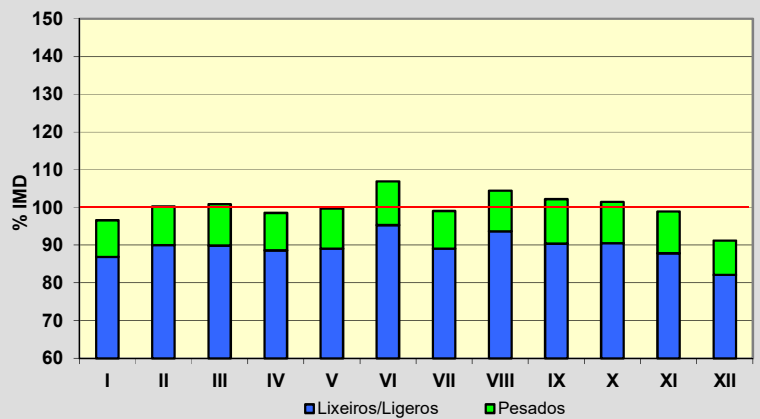


Estación: **LU-546(16)**Tipo: **PER**

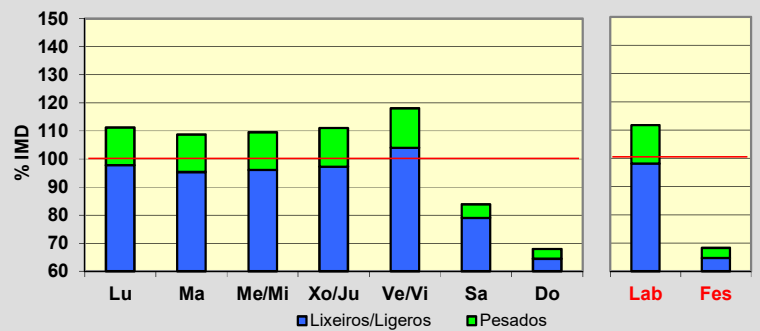
MEMORIA DE AFOROS 2017

Rede/Red: **PB**IMD: **2.442**Nome/Nombre: **Sarria (LU-546)**IMDp: **258** I₃₀: **233**Treito/Tramo: **Vilapedre (LU-P-5710) - Sarria (LU-633)**% Pes.: **10,6** I₁₅₀: **214****Variación Mensual**

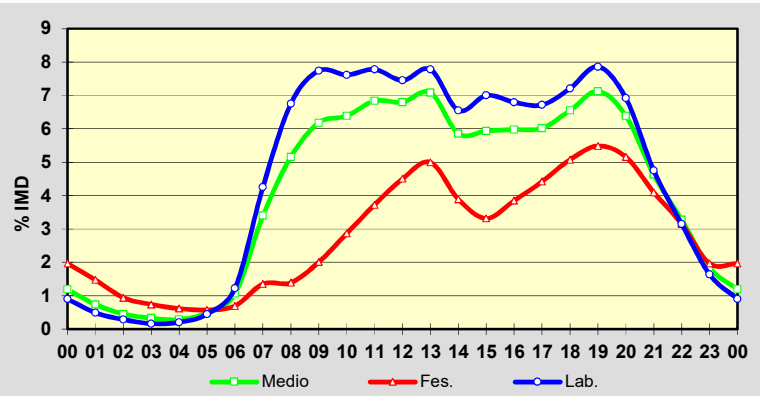
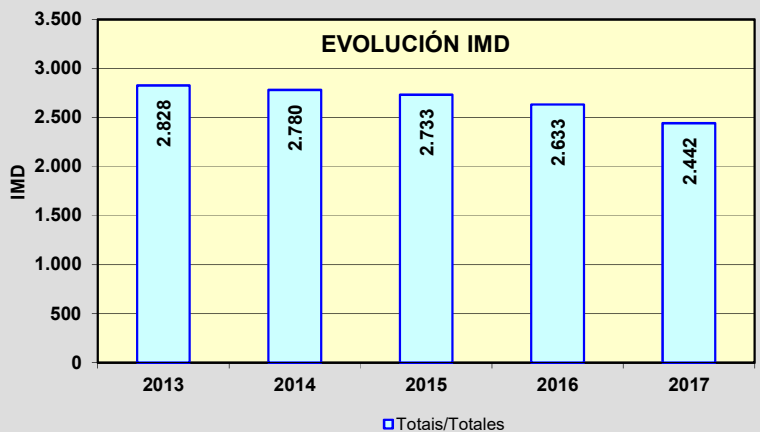
| | I.M.D. | % I.M.D. | % Pes. |
|------|--------|----------|--------|
| I | 2.358 | 96,56 | 10,0 |
| II | 2.448 | 100,25 | 10,2 |
| III | 2.462 | 100,82 | 10,9 |
| IV | 2.407 | 98,57 | 10,1 |
| V | 2.436 | 99,75 | 10,8 |
| VI | 2.610 | 106,88 | 10,8 |
| VII | 2.419 | 99,06 | 10,1 |
| VIII | 2.550 | 104,42 | 10,3 |
| IX | 2.495 | 102,17 | 11,5 |
| X | 2.478 | 101,47 | 10,8 |
| XI | 2.415 | 98,89 | 11,2 |
| XII | 2.228 | 91,24 | 10,0 |

**Semana Media**

| | I.M.D. | % I.M.D. | % Pes. |
|-------|--------|----------|--------|
| Lu | 2.716 | 111,22 | 12,1 |
| Ma | 2.656 | 108,76 | 12,3 |
| Me/Mi | 2.674 | 109,50 | 12,2 |
| Xo/Ju | 2.711 | 111,02 | 12,4 |
| Ve/Vi | 2.884 | 118,10 | 11,9 |
| Sa | 2.046 | 83,78 | 5,7 |
| Do | 1.659 | 67,94 | 5,1 |
| Lab | 2.728 | 111,71 | 12,2 |
| Fes | 1.667 | 68,26 | 5,2 |

**Día Medio**

| | Lab. | Fes. | Medio |
|----|--------------|--------------|--------------|
| 00 | 22 | 48 | 29 |
| 01 | 12 | 36 | 18 |
| 02 | 7 | 23 | 11 |
| 03 | 4 | 18 | 8 |
| 04 | 5 | 15 | 7 |
| 05 | 11 | 14 | 12 |
| 06 | 30 | 17 | 26 |
| 07 | 104 | 33 | 83 |
| 08 | 165 | 34 | 126 |
| 09 | 189 | 49 | 151 |
| 10 | 186 | 70 | 156 |
| 11 | 190 | 91 | 167 |
| 12 | 182 | 110 | 166 |
| 13 | 190 | 122 | 173 |
| 14 | 160 | 95 | 143 |
| 15 | 171 | 81 | 145 |
| 16 | 166 | 94 | 146 |
| 17 | 164 | 108 | 147 |
| 18 | 176 | 124 | 160 |
| 19 | 192 | 134 | 174 |
| 20 | 169 | 126 | 156 |
| 21 | 116 | 100 | 113 |
| 22 | 77 | 77 | 80 |
| 23 | 40 | 48 | 45 |
| | 2.728 | 1.667 | 2.442 |

**EVOLUCIÓN IMD**

PROVINCIA DE LUGO

2017

| Código Estación | Tipo | Cuadríc. | | Nome / Nombre | Treito / Tramo | Rede Red | IMD | %Pes |
|-----------------|------|----------|---|-------------------|-------------------------------------------------------------------|----------|-------|-------|
| | | X | Y | | | | | |
| LU-546(31) | Per | 16 | L | Oural | Ramal Enl. Oural (CG-2.2) - Enl. O Incio (CG-2.2) | PB | 1.768 | 11,4% |
| LU-546(50) | Com | 16 | J | Monforte de Lemos | Rubián (LU-644) - Enl. Monforte Norte (CG-2.2) | PB | 1.388 | 7,8% |
| LU-611(35) | Per | 14 | L | Taboada | Currelos (Dep. LU-4202) - Taboada | S | 554 | 7,8% |
| LU-612(5) | Com | 15 | N | Santiago de Saa | Lugo (antiga N-540) - Lousada (Ctra. Dip.) | PC | 3.206 | 6,1% |
| LU-633(31) | Com | 17 | L | Samos | Triacastela - Samos | PC | 817 | 8,9% |
| LU-633(76) | Per | 14 | M | Portomarín | Portomarín (LU-613) - Alto do Hospital (N-540) | PC | 780 | 14,7% |
| LU-651(1) | Com | 18 | I | Quiroga | Quiroga (LU-933) - Folgoso (LU-P-4701) | PC | 572 | 5,9% |
| LU-652(7) | Com | 16 | J | Río Cabe | Bóveda (LU-546) - Barrio da Estación de Pobra de Brollón (LU-933) | PC | 998 | 12,9% |
| LU-710(14) | Com | 18 | O | Baleira (LU-710) | Enl. A-6 - Baleira | PC | 1.011 | 11,5% |
| LU-722(2) | Com | 19 | M | Becerreá | Enl. A-6 - LU-723 (Pontes de Gatin) | S | 959 | 7,0% |
| LU-750(3) | Com | 17 | Q | Meira | Meira (N-640) - Valonga (LU-760) | PC | 851 | 12,8% |
| LU-750(22) | Com | 18 | O | Baleira (LU-750) | Valonga (LU-760) - O Cádavo (LU-530) | PC | 1.045 | 12,0% |
| LU-861(1) | Com | 14 | R | Vilalba (LU-861) | Vilalba (N-634) - A-8 | PB | 2.510 | 18,1% |
| LU-861(16) | Com | 13 | S | San Martiño | Cabodaldea (AG-64) - Cabreiros (LU-540) | PB | 870 | 12,3% |
| LU-862(90) | Per | 15 | V | Viveiro Leste | Viveiro - Xove (Ctra. Dip.) | PB | 1.890 | 8,4% |

TIPO: PER (Permanente), SEM (Semipermanente) y COM (Complementaria)

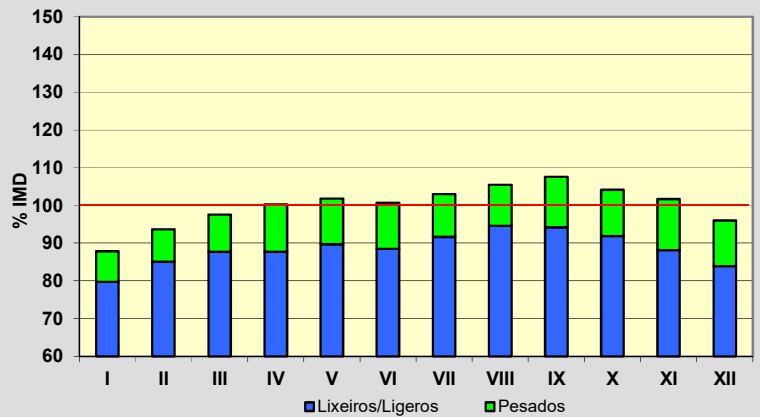
REDE: VAC (Vía alta capacidade), PB (Primaria básica), PC (Primaria complementaria) y S (Secundaria)

Estación: **LU-546(31)**Tipo: **PER**

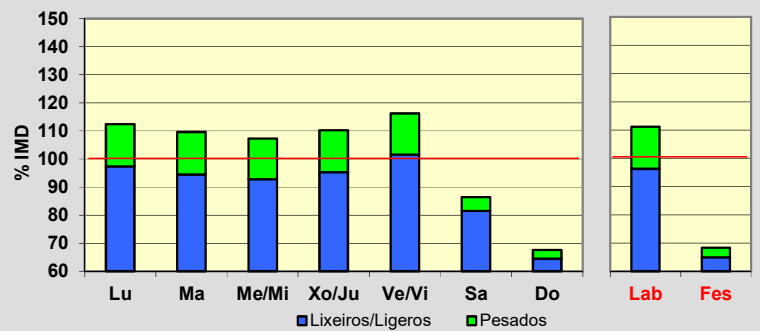
MEMORIA DE AFOROS 2017

Rede/Red: **PB**IMD: **1.768**Nome/Nombre: **Oural**IMDp: **202** I₃₀: **176**Treito/Tramo: **Ramal Enl. Oural (CG-2.2) - Enl. O Incio (CG-2.2)**% Pes.: **11,4** I₁₅₀: **162****Variación Mensual**

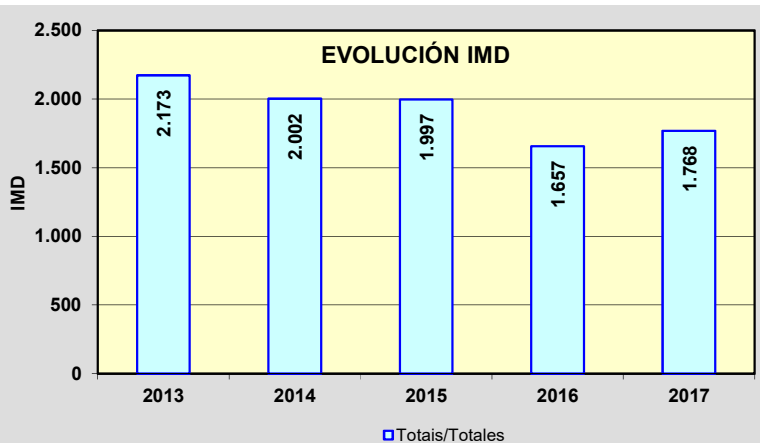
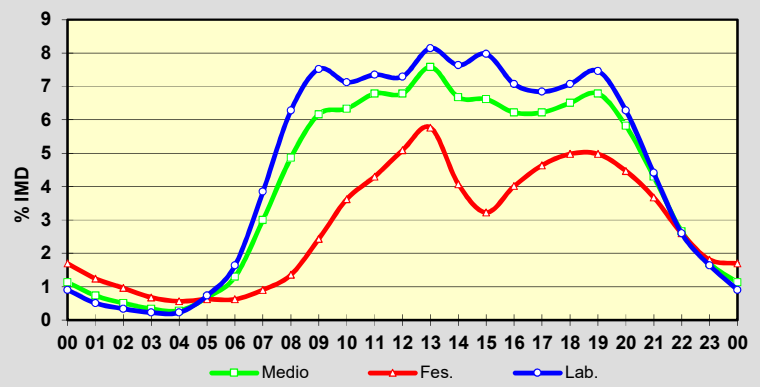
| | I.M.D. | % I.M.D. | % Pes. |
|------|--------|----------|--------|
| I | 1.554 | 87,90 | 9,3 |
| II | 1.656 | 93,67 | 9,1 |
| III | 1.725 | 97,57 | 10,1 |
| IV | 1.773 | 100,28 | 12,5 |
| V | 1.800 | 101,81 | 11,9 |
| VI | 1.781 | 100,74 | 12,2 |
| VII | 1.821 | 103,00 | 11,0 |
| VIII | 1.865 | 105,49 | 10,3 |
| IX | 1.902 | 107,58 | 12,4 |
| X | 1.841 | 104,13 | 11,7 |
| XI | 1.797 | 101,64 | 13,3 |
| XII | 1.697 | 95,98 | 12,6 |

**Semana Media**

| | I.M.D. | % I.M.D. | % Pes. |
|-------|--------|----------|--------|
| Lu | 1.988 | 112,44 | 13,4 |
| Ma | 1.938 | 109,62 | 13,8 |
| Me/Mi | 1.898 | 107,35 | 13,6 |
| Xo/Ju | 1.948 | 110,18 | 13,5 |
| Ve/Vi | 2.055 | 116,23 | 12,6 |
| Sa | 1.528 | 86,43 | 5,7 |
| Do | 1.194 | 67,53 | 4,6 |
| Lab | 1.965 | 111,14 | 13,4 |
| Fes | 1.208 | 68,33 | 5,0 |

**Día Medio**

| | Lab. | Fes. | Medio |
|--------------|--------------|--------------|--------------|
| 00 | 16 | 30 | 20 |
| 01 | 9 | 22 | 13 |
| 02 | 6 | 17 | 9 |
| 03 | 4 | 12 | 6 |
| 04 | 4 | 10 | 5 |
| 05 | 13 | 11 | 12 |
| 06 | 29 | 11 | 23 |
| 07 | 68 | 16 | 53 |
| 08 | 111 | 24 | 86 |
| 09 | 133 | 43 | 109 |
| 10 | 126 | 64 | 112 |
| 11 | 130 | 76 | 120 |
| 12 | 129 | 90 | 120 |
| 13 | 144 | 102 | 134 |
| 14 | 135 | 72 | 118 |
| 15 | 141 | 57 | 117 |
| 16 | 125 | 71 | 110 |
| 17 | 121 | 82 | 110 |
| 18 | 125 | 88 | 115 |
| 19 | 132 | 88 | 120 |
| 20 | 111 | 79 | 103 |
| 21 | 78 | 65 | 76 |
| 22 | 46 | 46 | 47 |
| 23 | 29 | 32 | 30 |
| Total | 1.965 | 1.208 | 1.768 |



Estación: **LU-546(50)**Tipo: **COM**

MEMORIA DE AFOROS 2017

Rede/Red: **PB**IMD: **1.388**

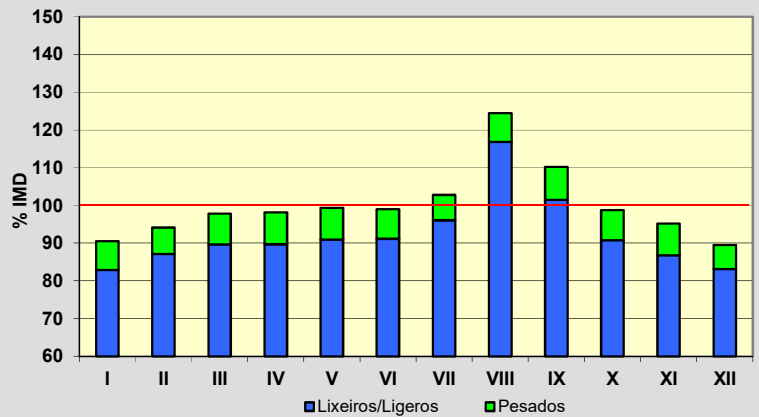
Nome/Nombre:

Monforte de LemosIMDp: **108** I₃₀: **149**

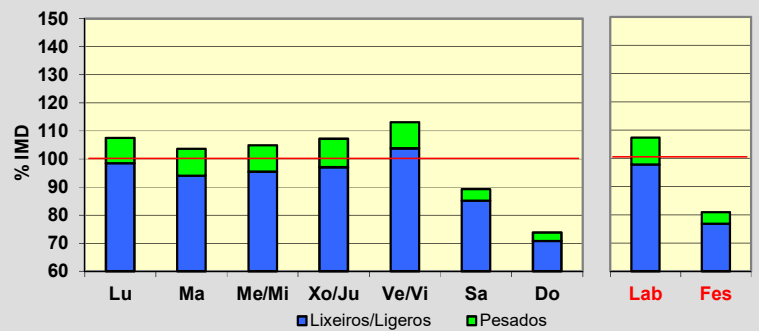
Treito/Tramo:

Rubián (LU-644) - Enl. Moforte Norte (CG-2.2)% Pes.: **7,8** I₁₅₀: **131****Variación Mensual**

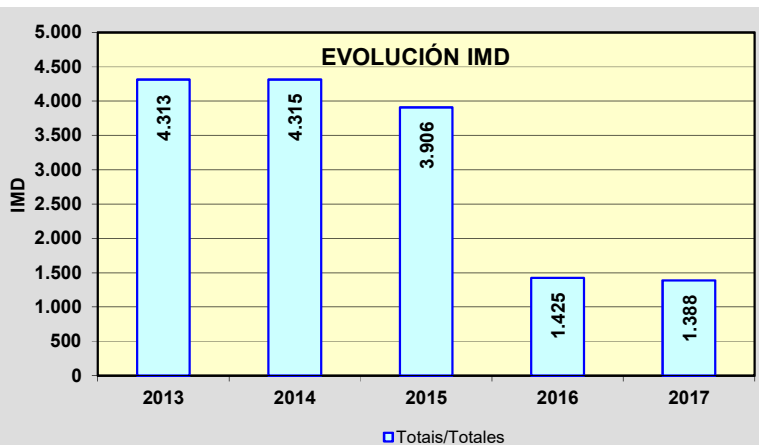
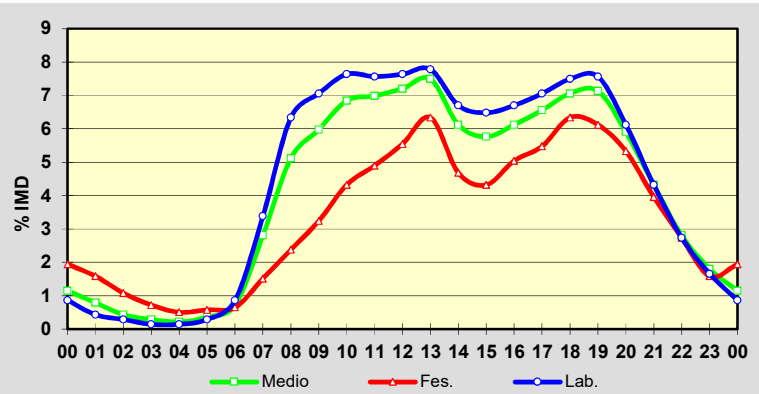
| | I.M.D. | % I.M.D. | % Pes. |
|------|--------|----------|--------|
| I | 1.257 | 90,56 | 8,5 |
| II | 1.307 | 94,16 | 7,5 |
| III | 1.357 | 97,77 | 8,3 |
| IV | 1.362 | 98,13 | 8,6 |
| V | 1.379 | 99,35 | 8,5 |
| VI | 1.374 | 98,99 | 7,9 |
| VII | 1.427 | 102,81 | 6,6 |
| VIII | 1.727 | 124,42 | 6,1 |
| IX | 1.529 | 110,16 | 7,9 |
| X | 1.371 | 98,78 | 8,1 |
| XI | 1.321 | 95,17 | 8,8 |
| XII | 1.242 | 89,48 | 7,1 |

**Semana Media**

| | I.M.D. | % I.M.D. | % Pes. |
|-------|--------|----------|--------|
| Lu | 1.493 | 107,56 | 8,4 |
| Ma | 1.438 | 103,60 | 9,2 |
| Me/Mi | 1.456 | 104,90 | 9,0 |
| Xo/Ju | 1.488 | 107,20 | 9,4 |
| Ve/Vi | 1.570 | 113,11 | 8,2 |
| Sa | 1.239 | 89,27 | 4,6 |
| Do | 1.024 | 73,78 | 4,0 |
| Lab | 1.489 | 107,28 | 8,9 |
| Fes | 1.123 | 80,91 | 5,1 |

**Día Medio**

| | Lab. | Fes. | Medio |
|----|--------------|--------------|--------------|
| 00 | 12 | 27 | 16 |
| 01 | 6 | 22 | 11 |
| 02 | 4 | 15 | 6 |
| 03 | 2 | 10 | 4 |
| 04 | 2 | 7 | 3 |
| 05 | 4 | 8 | 5 |
| 06 | 12 | 9 | 10 |
| 07 | 47 | 21 | 39 |
| 08 | 88 | 33 | 71 |
| 09 | 98 | 45 | 83 |
| 10 | 106 | 60 | 95 |
| 11 | 105 | 68 | 97 |
| 12 | 106 | 77 | 100 |
| 13 | 108 | 88 | 104 |
| 14 | 93 | 65 | 85 |
| 15 | 90 | 60 | 80 |
| 16 | 93 | 70 | 85 |
| 17 | 98 | 76 | 91 |
| 18 | 104 | 88 | 98 |
| 19 | 105 | 85 | 99 |
| 20 | 85 | 74 | 82 |
| 21 | 60 | 55 | 60 |
| 22 | 38 | 38 | 39 |
| 23 | 23 | 22 | 25 |
| | 1.489 | 1.123 | 1.388 |



Estación: **LU-611(35)**Tipo: **PER****MEMORIA DE AFOROS 2017**Rede/Red: **S**IMD: **554**

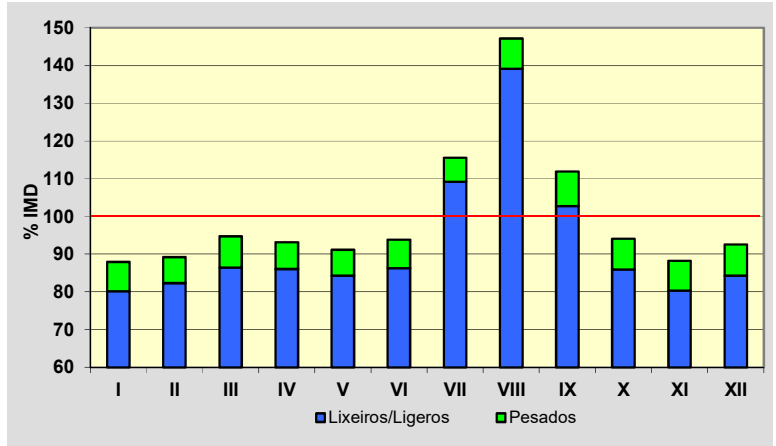
Nome/Nombre:

TaboadaIMDp: **43** I₃₀: **108**

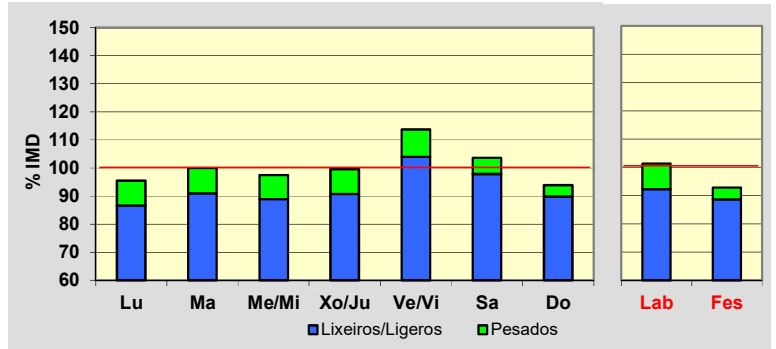
Treito/Tramo:

Currelos (Dep. LU-4202) - Taboada% Pes.: **7,8** I₁₅₀: **71****Variación Mensual**

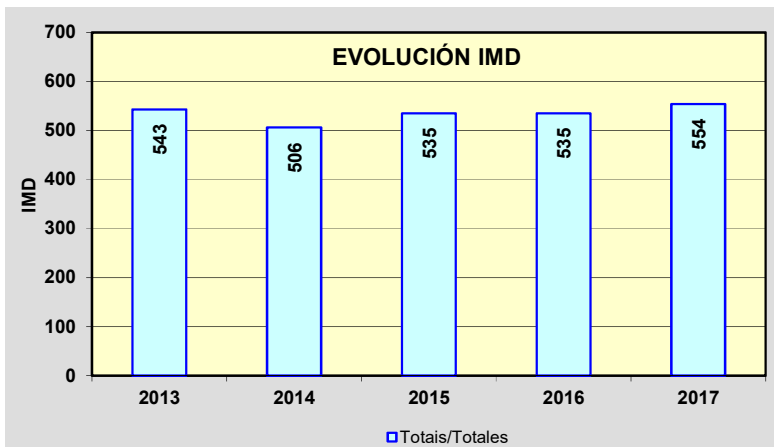
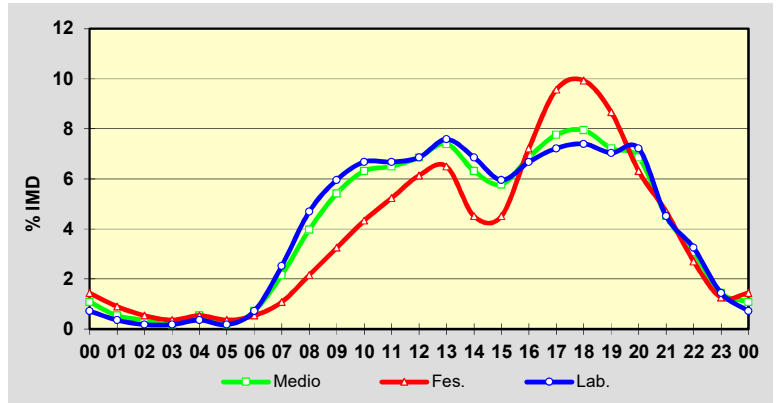
| | I.M.D. | % I.M.D. | % Pes. |
|------|--------|----------|--------|
| I | 487 | 87,91 | 8,8 |
| II | 494 | 89,17 | 7,7 |
| III | 525 | 94,77 | 8,8 |
| IV | 516 | 93,14 | 7,6 |
| V | 505 | 91,16 | 7,5 |
| VI | 520 | 93,86 | 8,1 |
| VII | 640 | 115,52 | 5,5 |
| VIII | 815 | 147,11 | 5,4 |
| IX | 620 | 111,91 | 8,2 |
| X | 521 | 94,04 | 8,6 |
| XI | 489 | 88,27 | 9,0 |
| XII | 513 | 92,60 | 9,0 |

**Semana Media**

| | I.M.D. | % I.M.D. | % Pes. |
|-------|--------|----------|--------|
| Lu | 529 | 95,49 | 9,3 |
| Ma | 554 | 100,00 | 9,0 |
| Me/Mi | 540 | 97,47 | 8,7 |
| Xo/Ju | 552 | 99,64 | 8,9 |
| Ve/Vi | 630 | 113,72 | 8,6 |
| Sa | 574 | 103,61 | 5,6 |
| Do | 520 | 93,86 | 4,2 |
| Lab | 561 | 101,26 | 8,9 |
| Fes | 514 | 92,78 | 4,5 |

**Día Medio**

| | Lab. | Fes. | Medio |
|----|------------|------------|------------|
| 00 | 4 | 8 | 6 |
| 01 | 2 | 5 | 3 |
| 02 | 1 | 3 | 2 |
| 03 | 1 | 2 | 1 |
| 04 | 2 | 3 | 3 |
| 05 | 1 | 2 | 1 |
| 06 | 4 | 3 | 4 |
| 07 | 14 | 6 | 12 |
| 08 | 26 | 12 | 22 |
| 09 | 33 | 18 | 30 |
| 10 | 37 | 24 | 35 |
| 11 | 37 | 29 | 36 |
| 12 | 38 | 34 | 38 |
| 13 | 42 | 36 | 41 |
| 14 | 38 | 25 | 35 |
| 15 | 33 | 25 | 32 |
| 16 | 37 | 40 | 38 |
| 17 | 40 | 53 | 43 |
| 18 | 41 | 55 | 44 |
| 19 | 39 | 48 | 40 |
| 20 | 40 | 35 | 38 |
| 21 | 25 | 26 | 25 |
| 22 | 18 | 15 | 17 |
| 23 | 8 | 7 | 8 |
| | 561 | 514 | 554 |



Estación: **LU-612(5)**Tipo: **COM****MEMORIA DE AFOROS 2017**Rede/Red: **PC**IMD: **3.206**

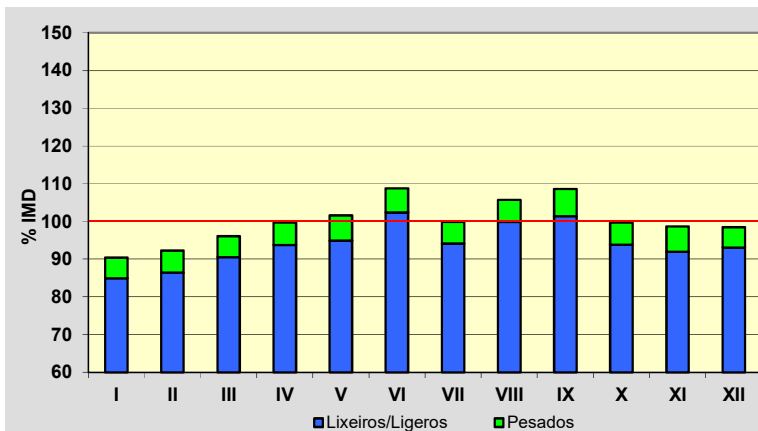
Nome/Nombre:

Santiago de SaaIMDp: **194** I₃₀: **289**

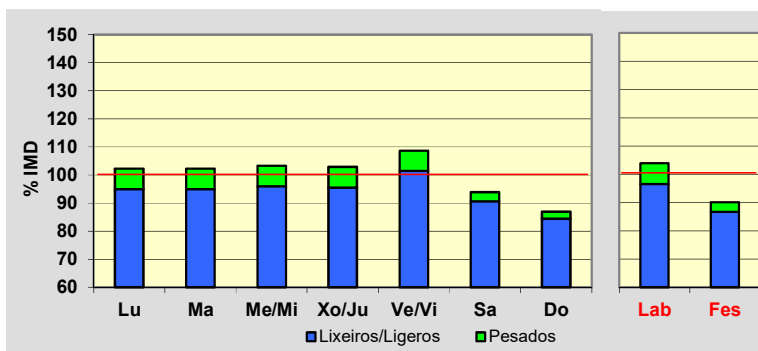
Treito/Tramo:

Lugo (antiga N-540) - Lousada (Ctra. Dip.)% Pes.: **6,1** I₁₅₀: **270****Variación Mensual**

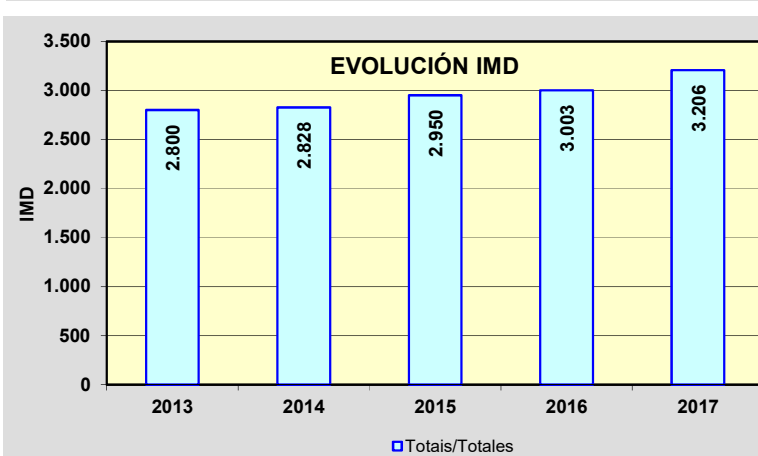
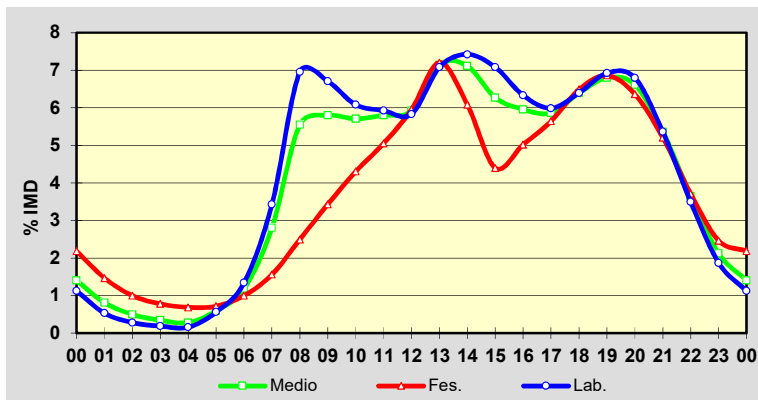
| | I.M.D. | % I.M.D. | % Pes. |
|------|--------|----------|--------|
| I | 2.898 | 90,39 | 6,0 |
| II | 2.958 | 92,26 | 6,3 |
| III | 3.080 | 96,07 | 5,8 |
| IV | 3.195 | 99,66 | 5,9 |
| V | 3.257 | 101,59 | 6,6 |
| VI | 3.486 | 108,73 | 5,9 |
| VII | 3.202 | 99,88 | 5,7 |
| VIII | 3.390 | 105,74 | 5,5 |
| IX | 3.482 | 108,61 | 6,6 |
| X | 3.195 | 99,66 | 5,9 |
| XI | 3.164 | 98,69 | 6,8 |
| XII | 3.156 | 98,44 | 5,4 |

**Semana Media**

| | I.M.D. | % I.M.D. | % Pes. |
|-------|--------|----------|--------|
| Lu | 3.279 | 102,28 | 7,2 |
| Ma | 3.281 | 102,34 | 7,2 |
| Me/Mi | 3.313 | 103,34 | 7,1 |
| Xo/Ju | 3.300 | 102,93 | 7,3 |
| Ve/Vi | 3.481 | 108,58 | 6,5 |
| Sa | 3.010 | 93,89 | 3,5 |
| Do | 2.789 | 86,99 | 2,9 |
| Lab | 3.330 | 103,87 | 7,1 |
| Fes | 2.888 | 90,08 | 3,7 |

**Día Medio**

| | Lab. | Fes. | Medio |
|----|--------------|--------------|--------------|
| 00 | 36 | 70 | 45 |
| 01 | 17 | 47 | 26 |
| 02 | 9 | 32 | 16 |
| 03 | 6 | 25 | 11 |
| 04 | 5 | 22 | 9 |
| 05 | 18 | 23 | 19 |
| 06 | 43 | 32 | 38 |
| 07 | 110 | 50 | 90 |
| 08 | 223 | 80 | 178 |
| 09 | 215 | 110 | 186 |
| 10 | 195 | 138 | 183 |
| 11 | 190 | 162 | 186 |
| 12 | 187 | 191 | 190 |
| 13 | 227 | 231 | 229 |
| 14 | 238 | 195 | 228 |
| 15 | 227 | 141 | 201 |
| 16 | 203 | 161 | 191 |
| 17 | 192 | 181 | 188 |
| 18 | 205 | 208 | 205 |
| 19 | 222 | 220 | 218 |
| 20 | 218 | 204 | 212 |
| 21 | 172 | 167 | 172 |
| 22 | 112 | 119 | 117 |
| 23 | 60 | 79 | 68 |
| | 3.330 | 2.888 | 3.206 |



Estación: **LU-633(31)**Tipo: **COM****MEMORIA DE AFOROS 2017**Rede/Red: **PC**IMD: **817**

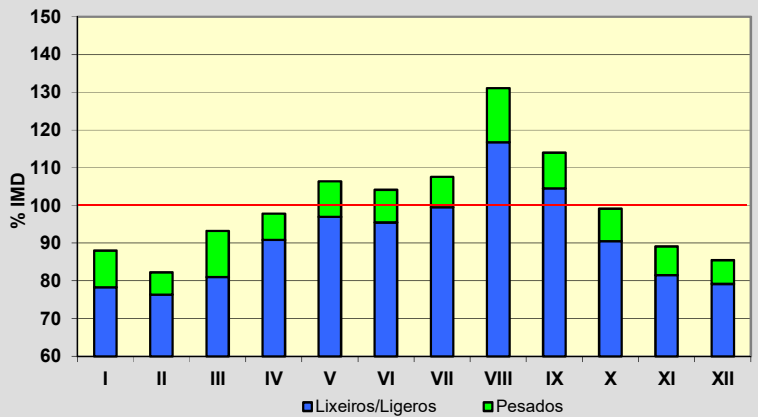
Nome/Nombre:

SamosIMDp: **73** I₃₀: **111**

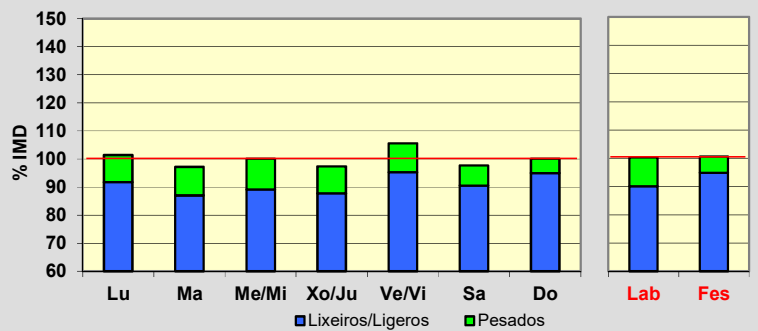
Treito/Tramo:

Triacastela - Samos% Pes.: **8,9** I₁₅₀: **85****Variación Mensual**

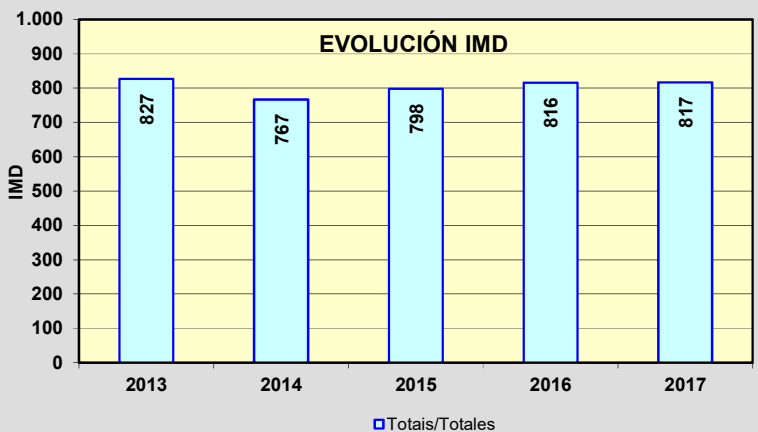
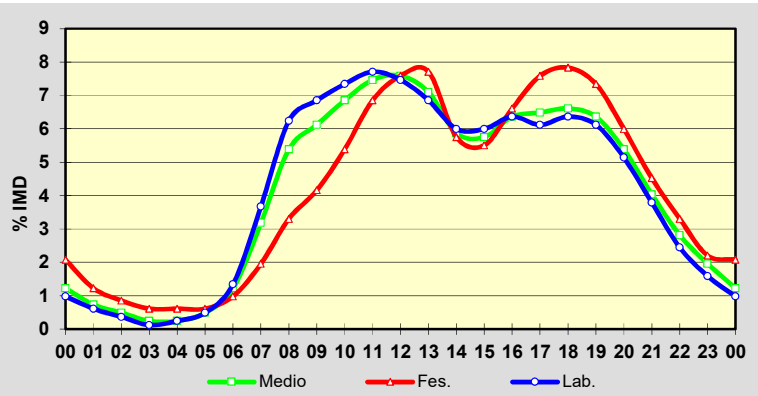
| | I.M.D. | % I.M.D. | % Pes. |
|------|--------|----------|--------|
| I | 719 | 88,00 | 11,0 |
| II | 672 | 82,25 | 7,1 |
| III | 762 | 93,27 | 13,1 |
| IV | 799 | 97,80 | 7,1 |
| V | 869 | 106,36 | 8,9 |
| VI | 851 | 104,16 | 8,3 |
| VII | 879 | 107,59 | 7,5 |
| VIII | 1.071 | 131,09 | 10,9 |
| IX | 931 | 113,95 | 8,3 |
| X | 810 | 99,14 | 8,6 |
| XI | 728 | 89,11 | 8,5 |
| XII | 698 | 85,43 | 7,3 |

**Semana Media**

| | I.M.D. | % I.M.D. | % Pes. |
|-------|--------|----------|--------|
| Lu | 828 | 101,35 | 9,4 |
| Ma | 794 | 97,18 | 10,5 |
| Me/Mi | 818 | 100,12 | 11,0 |
| Xo/Ju | 796 | 97,43 | 9,9 |
| Ve/Vi | 863 | 105,63 | 9,8 |
| Sa | 798 | 97,67 | 7,3 |
| Do | 818 | 100,12 | 5,1 |
| Lab | 819 | 100,24 | 10,1 |
| Fes | 822 | 100,61 | 5,7 |

**Día Medio**

| | Lab. | Fes. | Medio |
|----|------------|------------|------------|
| 00 | 8 | 17 | 10 |
| 01 | 5 | 10 | 6 |
| 02 | 3 | 7 | 4 |
| 03 | 1 | 5 | 2 |
| 04 | 2 | 5 | 2 |
| 05 | 4 | 5 | 4 |
| 06 | 11 | 8 | 10 |
| 07 | 30 | 16 | 26 |
| 08 | 51 | 27 | 44 |
| 09 | 56 | 34 | 50 |
| 10 | 60 | 44 | 56 |
| 11 | 63 | 56 | 61 |
| 12 | 61 | 62 | 62 |
| 13 | 56 | 63 | 58 |
| 14 | 49 | 47 | 48 |
| 15 | 49 | 45 | 47 |
| 16 | 52 | 54 | 52 |
| 17 | 50 | 62 | 53 |
| 18 | 52 | 64 | 54 |
| 19 | 50 | 60 | 52 |
| 20 | 42 | 49 | 44 |
| 21 | 31 | 37 | 33 |
| 22 | 20 | 27 | 23 |
| 23 | 13 | 18 | 16 |
| | 819 | 822 | 817 |



Estación: **LU-633(76)**Tipo: **PER**

MEMORIA DE AFOROS 2017

Rede/Red: **PC**IMD: **780**

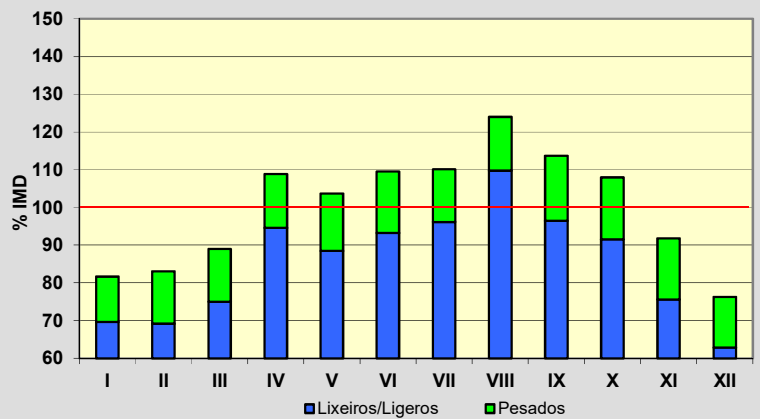
Nome/Nombre:

PortomarínIMDp: **115** I₃₀: **101**

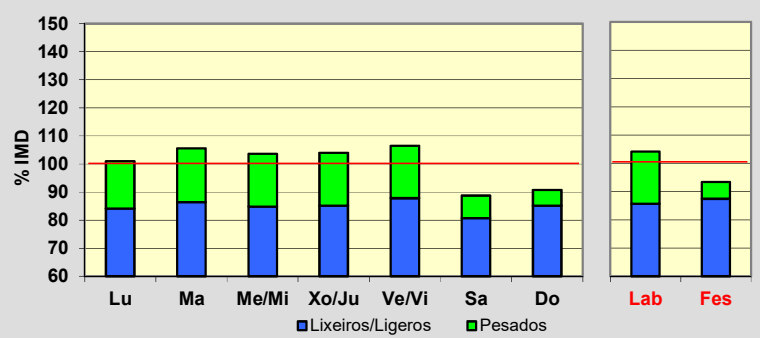
Treito/Tramo:

Portomarín (LU-613) - Alto do Hospital (N-540)% Pes.: **14,7** I₁₅₀: **80****Variación Mensual**

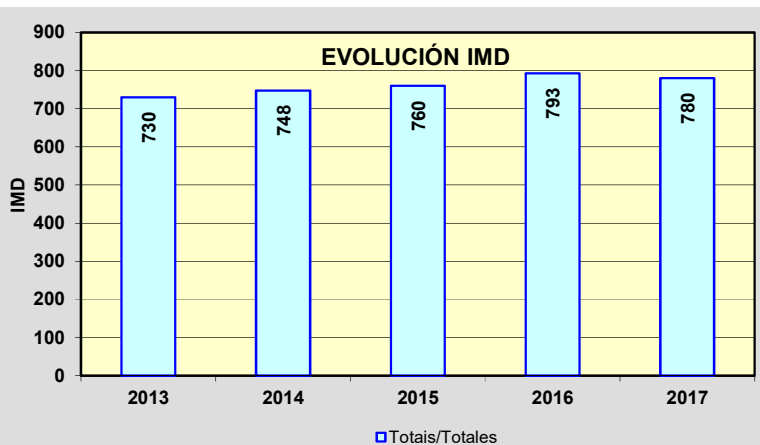
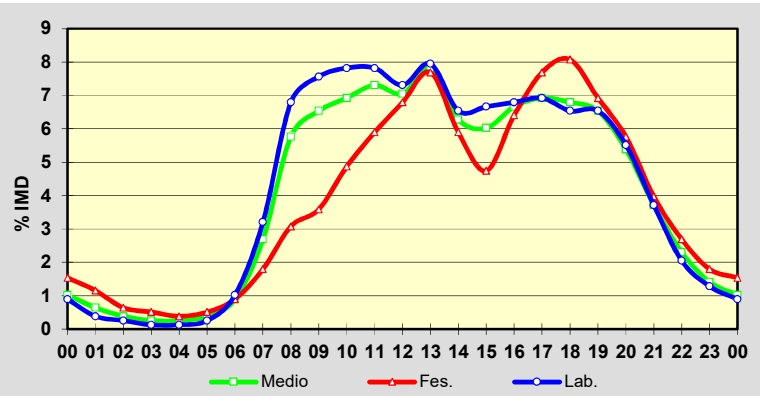
| | I.M.D. | % I.M.D. | % Pes. |
|------|--------|----------|--------|
| I | 637 | 81,67 | 14,8 |
| II | 648 | 83,08 | 16,7 |
| III | 694 | 88,97 | 15,7 |
| IV | 849 | 108,85 | 13,1 |
| V | 809 | 103,72 | 14,7 |
| VI | 854 | 109,49 | 14,9 |
| VII | 859 | 110,13 | 12,7 |
| VIII | 967 | 123,97 | 11,5 |
| IX | 887 | 113,72 | 15,2 |
| X | 842 | 107,95 | 15,2 |
| XI | 716 | 91,79 | 17,6 |
| XII | 595 | 76,28 | 17,6 |

**Semana Media**

| | I.M.D. | % I.M.D. | % Pes. |
|-------|--------|----------|--------|
| Lu | 788 | 101,03 | 16,8 |
| Ma | 824 | 105,64 | 18,2 |
| Me/Mi | 808 | 103,59 | 18,1 |
| Xo/Ju | 811 | 103,97 | 18,1 |
| Ve/Vi | 831 | 106,54 | 17,6 |
| Sa | 692 | 88,72 | 9,0 |
| Do | 708 | 90,77 | 6,2 |
| Lab | 812 | 104,10 | 17,7 |
| Fes | 728 | 93,33 | 6,3 |

**Día Medio**

| | Lab. | Fes. | Medio |
|----|------------|------------|------------|
| 00 | 7 | 12 | 8 |
| 01 | 3 | 9 | 5 |
| 02 | 2 | 5 | 3 |
| 03 | 1 | 4 | 2 |
| 04 | 1 | 3 | 2 |
| 05 | 2 | 4 | 3 |
| 06 | 8 | 7 | 7 |
| 07 | 25 | 14 | 21 |
| 08 | 53 | 24 | 45 |
| 09 | 59 | 28 | 51 |
| 10 | 61 | 38 | 54 |
| 11 | 61 | 46 | 57 |
| 12 | 57 | 53 | 55 |
| 13 | 62 | 60 | 61 |
| 14 | 51 | 46 | 49 |
| 15 | 52 | 37 | 47 |
| 16 | 53 | 50 | 52 |
| 17 | 54 | 60 | 54 |
| 18 | 51 | 63 | 53 |
| 19 | 51 | 54 | 51 |
| 20 | 43 | 45 | 42 |
| 21 | 29 | 31 | 29 |
| 22 | 16 | 21 | 18 |
| 23 | 10 | 14 | 11 |
| | 812 | 728 | 780 |



Estación: **LU-651(1)**Tipo: **COM**

MEMORIA DE AFOROS 2017

Rede/Red: **PC**IMD: **572**

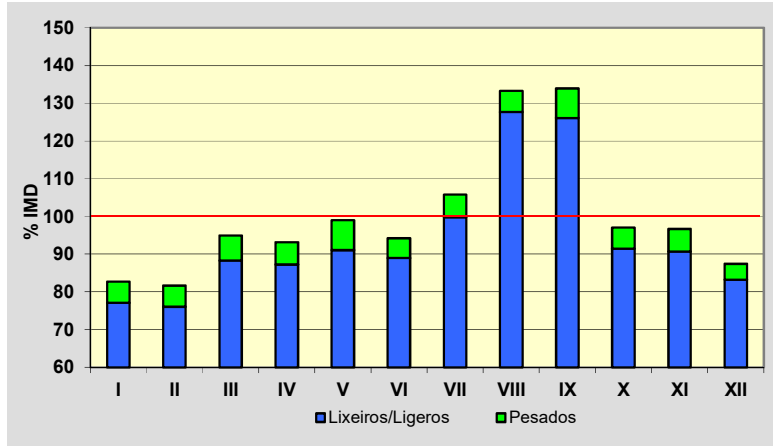
Nome/Nombre:

QuirogaIMDp: **34** I₃₀: **97**

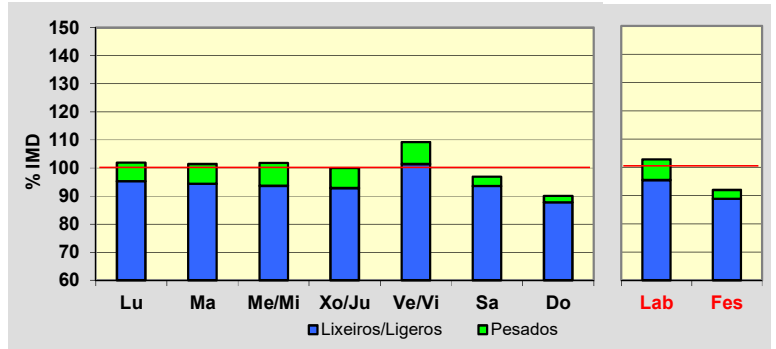
Treito/Tramo:

Quiroga (LU-933) - Folgoso (LU-P-4701)% Pes.: **5,9** I₁₅₀: **64****Variación Mensual**

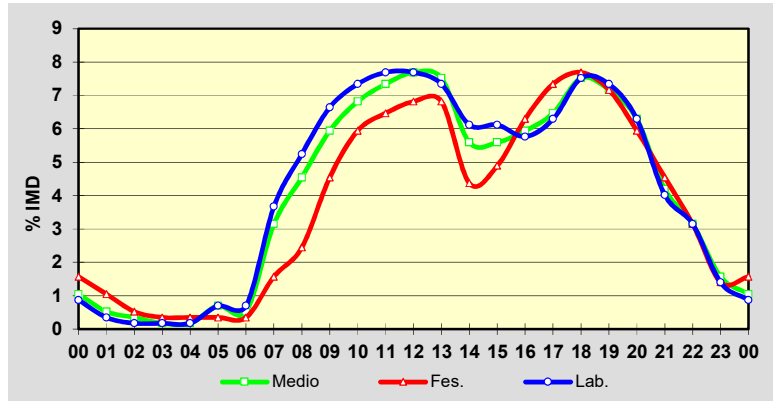
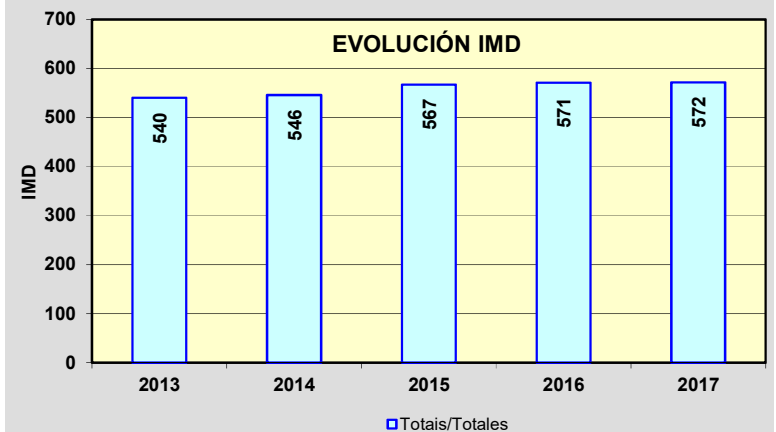
| | I.M.D. | % I.M.D. | % Pes. |
|------|--------|----------|--------|
| I | 473 | 82,69 | 6,8 |
| II | 467 | 81,64 | 6,9 |
| III | 543 | 94,93 | 7,0 |
| IV | 533 | 93,18 | 6,4 |
| V | 566 | 98,95 | 8,0 |
| VI | 539 | 94,23 | 5,6 |
| VII | 605 | 105,77 | 5,6 |
| VIII | 762 | 133,22 | 4,2 |
| IX | 766 | 133,92 | 5,9 |
| X | 555 | 97,03 | 5,8 |
| XI | 553 | 96,68 | 6,1 |
| XII | 500 | 87,41 | 4,8 |

**Semana Media**

| | I.M.D. | % I.M.D. | % Pes. |
|-------|--------|----------|--------|
| Lu | 583 | 101,92 | 6,5 |
| Ma | 580 | 101,40 | 6,9 |
| Me/Mi | 582 | 101,75 | 7,9 |
| Xo/Ju | 572 | 100,00 | 7,2 |
| Ve/Vi | 625 | 109,27 | 7,2 |
| Sa | 554 | 96,85 | 3,4 |
| Do | 515 | 90,03 | 2,5 |
| Lab | 588 | 102,80 | 7,1 |
| Fes | 526 | 91,96 | 3,4 |

**Día Medio**

| | Lab. | Fes. | Medio |
|--------------|------------|------------|------------|
| 00 | 5 | 9 | 6 |
| 01 | 2 | 6 | 3 |
| 02 | 1 | 3 | 2 |
| 03 | 1 | 2 | 1 |
| 04 | 1 | 2 | 1 |
| 05 | 4 | 2 | 4 |
| 06 | 4 | 2 | 3 |
| 07 | 21 | 9 | 18 |
| 08 | 30 | 14 | 26 |
| 09 | 38 | 26 | 34 |
| 10 | 42 | 34 | 39 |
| 11 | 44 | 37 | 42 |
| 12 | 44 | 39 | 44 |
| 13 | 42 | 39 | 43 |
| 14 | 35 | 25 | 32 |
| 15 | 35 | 28 | 32 |
| 16 | 33 | 36 | 34 |
| 17 | 36 | 42 | 37 |
| 18 | 43 | 44 | 43 |
| 19 | 42 | 41 | 41 |
| 20 | 36 | 34 | 36 |
| 21 | 23 | 26 | 24 |
| 22 | 18 | 18 | 18 |
| 23 | 8 | 8 | 9 |
| Total | 588 | 526 | 572 |

**EVOLUCIÓN IMD**

Estación: **LU-652(7)**Tipo: **COM****MEMORIA DE AFOROS 2017**Rede/Red: **PC**IMD: **998**

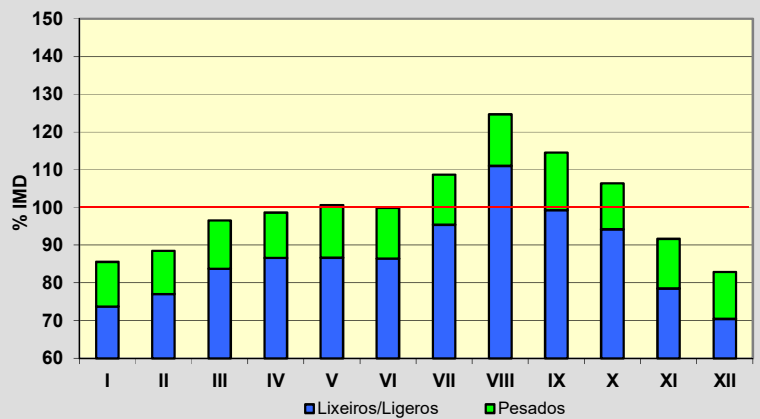
Nome/Nombre:

Río CabeIMDp: **129** I₃₀: **129**

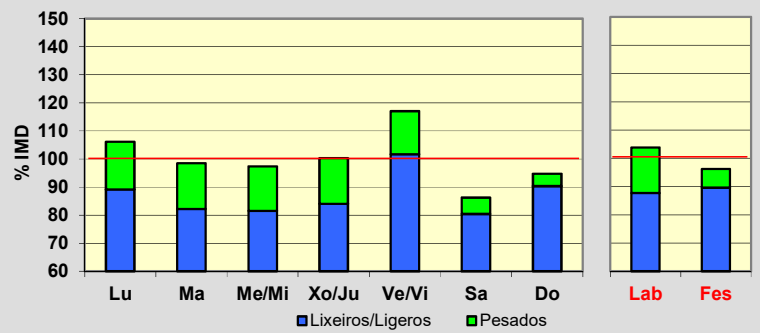
Treito/Tramo:

Bóveda (LU-546) - Barrio da Estación de Pobra de Brollón (LU-933) % Pes.:I₁₅₀: **104****Variación Mensual**

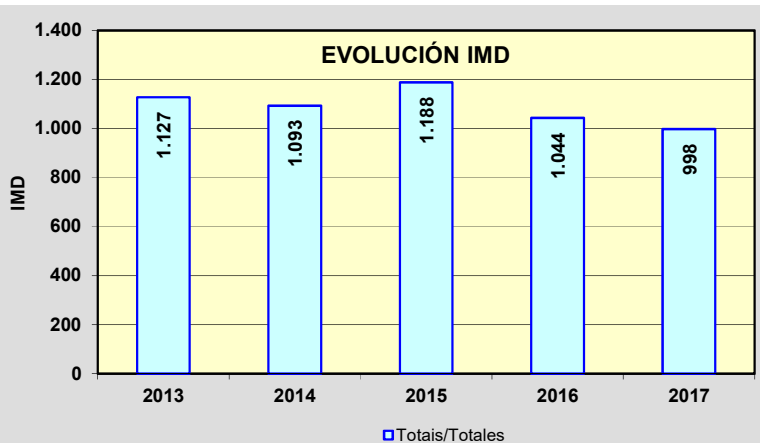
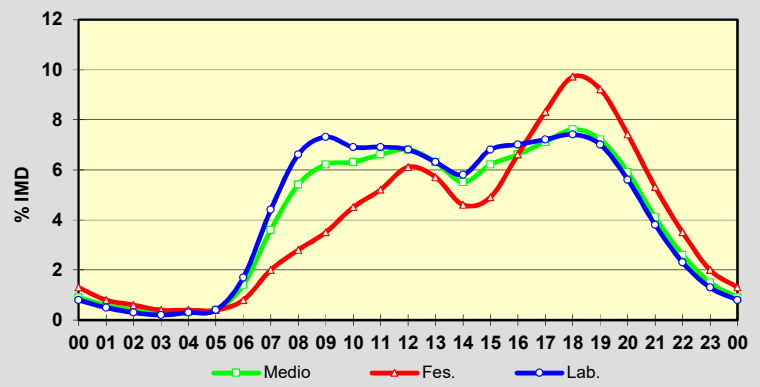
| | I.M.D. | % I.M.D. | % Pes. |
|------|--------|----------|--------|
| I | 854 | 85,57 | 13,8 |
| II | 883 | 88,48 | 12,9 |
| III | 963 | 96,49 | 13,2 |
| IV | 984 | 98,60 | 12,2 |
| V | 1.004 | 100,60 | 13,8 |
| VI | 997 | 99,90 | 13,4 |
| VII | 1.085 | 108,72 | 12,3 |
| VIII | 1.244 | 124,65 | 10,9 |
| IX | 1.143 | 114,53 | 13,3 |
| X | 1.062 | 106,41 | 11,5 |
| XI | 915 | 91,68 | 14,3 |
| XII | 827 | 82,87 | 15,0 |

**Semana Media**

| | I.M.D. | % I.M.D. | % Pes. |
|-------|--------|----------|--------|
| Lu | 1.059 | 106,11 | 16,0 |
| Ma | 983 | 98,50 | 16,5 |
| Me/Mi | 972 | 97,39 | 16,3 |
| Xo/Ju | 1.001 | 100,30 | 16,2 |
| Ve/Vi | 1.168 | 117,03 | 13,1 |
| Sa | 861 | 86,27 | 6,7 |
| Do | 946 | 94,79 | 4,7 |
| Lab | 1.036 | 103,81 | 15,5 |
| Fes | 960 | 96,19 | 6,9 |

**Día Medio**

| | Lab. | Fes. | Medio |
|----|--------------|------------|------------|
| 00 | 8 | 13 | 9 |
| 01 | 5 | 8 | 6 |
| 02 | 3 | 6 | 4 |
| 03 | 2 | 4 | 3 |
| 04 | 3 | 4 | 3 |
| 05 | 4 | 4 | 4 |
| 06 | 17 | 8 | 14 |
| 07 | 44 | 20 | 36 |
| 08 | 66 | 28 | 54 |
| 09 | 73 | 35 | 62 |
| 10 | 69 | 45 | 63 |
| 11 | 69 | 52 | 66 |
| 12 | 68 | 61 | 68 |
| 13 | 63 | 57 | 63 |
| 14 | 58 | 46 | 55 |
| 15 | 68 | 49 | 62 |
| 16 | 70 | 66 | 66 |
| 17 | 72 | 83 | 71 |
| 18 | 74 | 97 | 76 |
| 19 | 70 | 92 | 72 |
| 20 | 56 | 74 | 59 |
| 21 | 38 | 53 | 41 |
| 22 | 23 | 35 | 26 |
| 23 | 13 | 20 | 15 |
| | 1.036 | 960 | 998 |



Estación: **LU-710(14)**Tipo: **COM****MEMORIA DE AFOROS 2017**Rede/Red: **PC**IMD: **1.011**

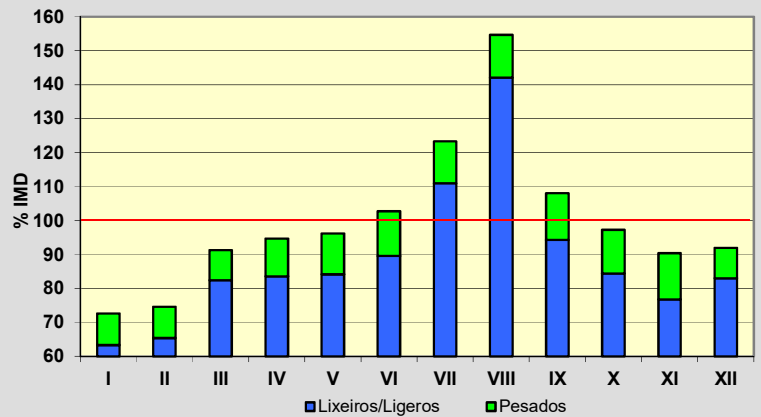
Nome/Nombre:

Baleira (LU-710)IMDp: **116** I₃₀: **159**

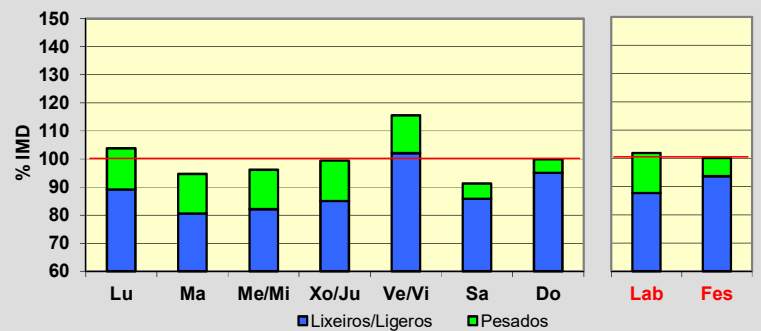
Treito/Tramo:

Enl. A-6 - Baleira% Pes.: **11,5** I₁₅₀: **120****Variación Mensual**

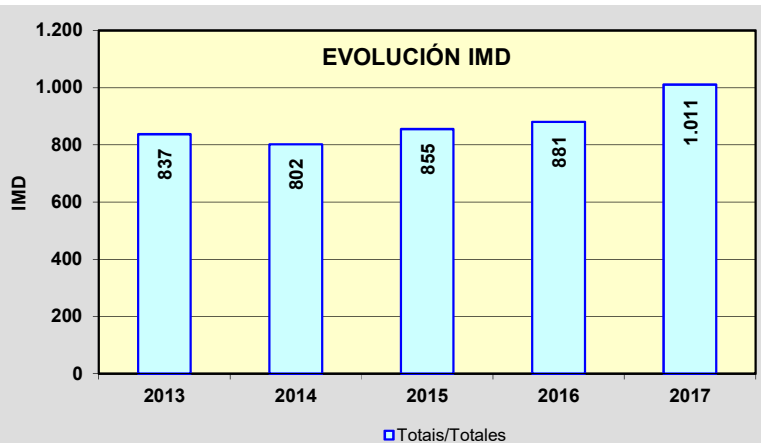
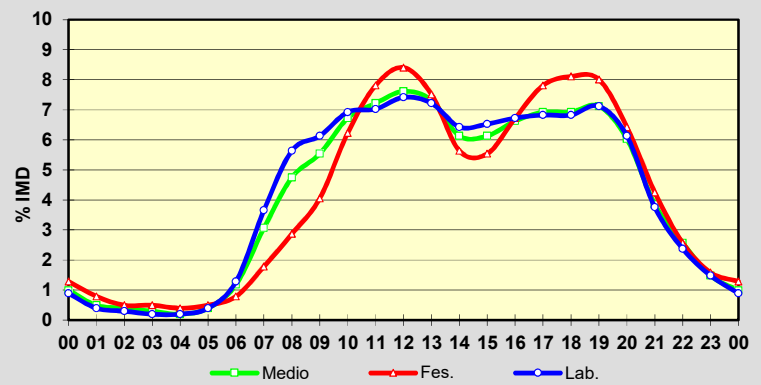
| | I.M.D. | % I.M.D. | % Pes. |
|------|--------|----------|--------|
| I | 734 | 72,60 | 12,8 |
| II | 754 | 74,58 | 12,3 |
| III | 923 | 91,30 | 9,8 |
| IV | 957 | 94,66 | 11,7 |
| V | 972 | 96,14 | 12,4 |
| VI | 1.039 | 102,77 | 12,9 |
| VII | 1.247 | 123,34 | 10,0 |
| VIII | 1.564 | 154,70 | 8,2 |
| IX | 1.092 | 108,01 | 12,7 |
| X | 983 | 97,23 | 13,2 |
| XI | 914 | 90,41 | 15,1 |
| XII | 930 | 91,99 | 9,8 |

**Semana Media**

| | I.M.D. | % I.M.D. | % Pes. |
|-------|--------|----------|--------|
| Lu | 1.049 | 103,76 | 14,1 |
| Ma | 957 | 94,66 | 14,8 |
| Me/Mi | 972 | 96,14 | 14,6 |
| Xo/Ju | 1.005 | 99,41 | 14,4 |
| Ve/Vi | 1.168 | 115,53 | 11,6 |
| Sa | 923 | 91,30 | 6,0 |
| Do | 1.010 | 99,90 | 4,9 |
| Lab | 1.030 | 101,88 | 13,9 |
| Fes | 1.012 | 100,10 | 6,4 |

**Día Medio**

| | Lab. | Fes. | Medio |
|--------------|--------------|--------------|--------------|
| 00 | 9 | 13 | 10 |
| 01 | 4 | 8 | 5 |
| 02 | 3 | 5 | 4 |
| 03 | 2 | 5 | 3 |
| 04 | 2 | 4 | 2 |
| 05 | 4 | 5 | 4 |
| 06 | 13 | 8 | 12 |
| 07 | 37 | 18 | 31 |
| 08 | 57 | 29 | 48 |
| 09 | 62 | 41 | 56 |
| 10 | 70 | 63 | 68 |
| 11 | 71 | 79 | 73 |
| 12 | 75 | 85 | 77 |
| 13 | 73 | 76 | 74 |
| 14 | 65 | 57 | 62 |
| 15 | 66 | 56 | 62 |
| 16 | 68 | 68 | 67 |
| 17 | 69 | 79 | 70 |
| 18 | 69 | 82 | 70 |
| 19 | 72 | 81 | 72 |
| 20 | 62 | 65 | 61 |
| 21 | 38 | 43 | 39 |
| 22 | 24 | 26 | 26 |
| 23 | 15 | 16 | 15 |
| Total | 1.030 | 1.012 | 1.011 |



Estación: **LU-722(2)**Tipo: **COM****MEMORIA DE AFOROS 2017**Rede/Red: **S**IMD: **959**

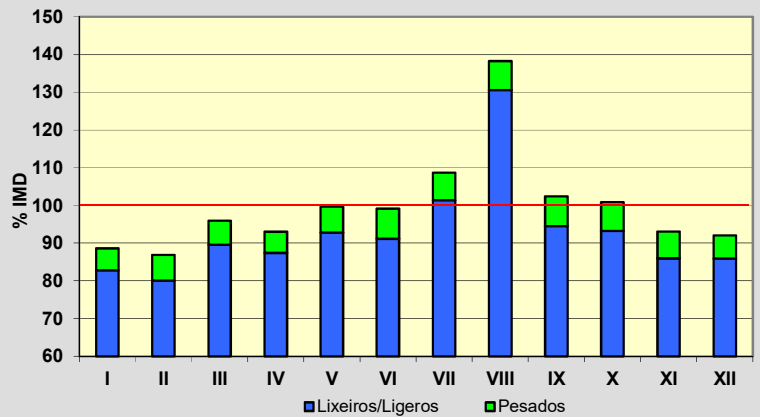
Nome/Nombre:

BecerreáIMDp: **67** I₃₀: **124**

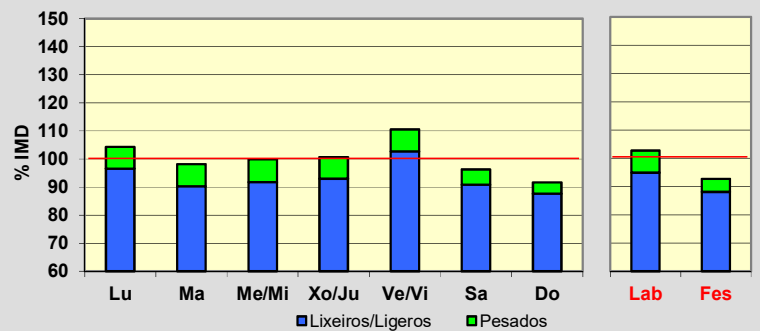
Treito/Tramo:

Enl. A-6 - LU-723 (Pontes de Gatin)% Pes.: **7,0** I₁₅₀: **103****Variación Mensual**

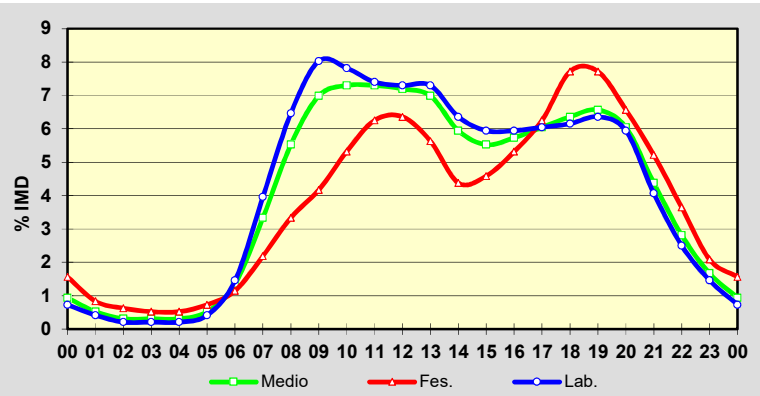
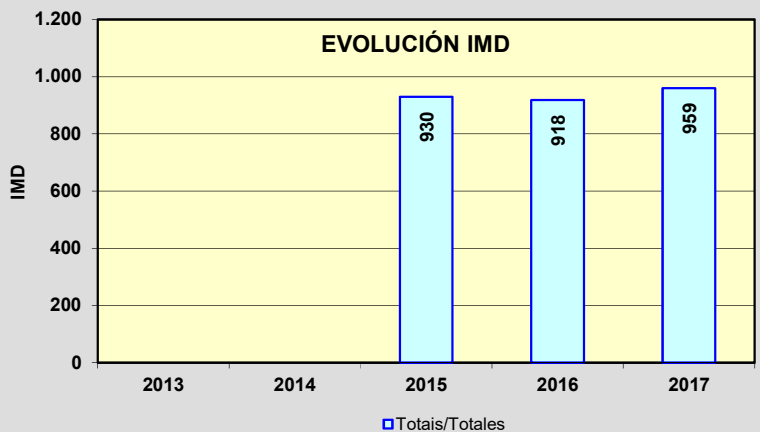
| | I.M.D. | % I.M.D. | % Pes. |
|------|--------|----------|--------|
| I | 850 | 88,63 | 6,6 |
| II | 833 | 86,86 | 7,8 |
| III | 920 | 95,93 | 6,6 |
| IV | 892 | 93,01 | 6,1 |
| V | 956 | 99,69 | 6,9 |
| VI | 951 | 99,17 | 8,1 |
| VII | 1.042 | 108,65 | 6,7 |
| VIII | 1.326 | 138,27 | 5,6 |
| IX | 982 | 102,40 | 7,7 |
| X | 967 | 100,83 | 7,5 |
| XI | 893 | 93,12 | 7,6 |
| XII | 883 | 92,08 | 6,7 |

**Semana Media**

| | I.M.D. | % I.M.D. | % Pes. |
|-------|--------|----------|--------|
| Lu | 1.000 | 104,28 | 7,4 |
| Ma | 942 | 98,23 | 8,1 |
| Me/Mi | 958 | 99,90 | 8,1 |
| Xo/Ju | 966 | 100,73 | 7,7 |
| Ve/Vi | 1.060 | 110,53 | 7,1 |
| Sa | 923 | 96,25 | 5,6 |
| Do | 879 | 91,66 | 4,3 |
| Lab | 985 | 102,71 | 7,6 |
| Fes | 889 | 92,70 | 4,9 |

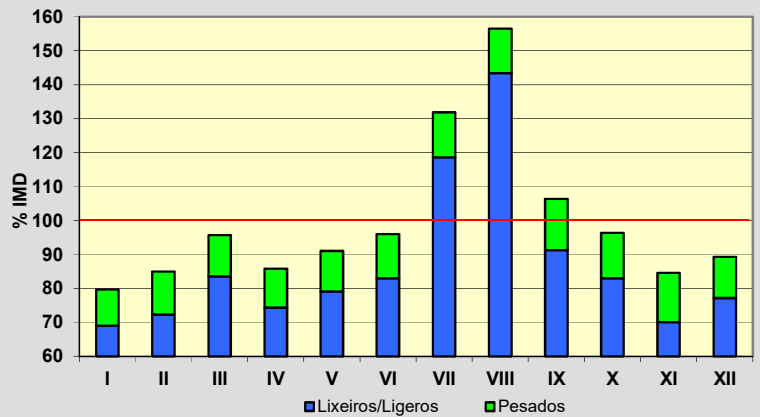
**Día Medio**

| | Lab. | Fes. | Medio |
|----|------------|------------|------------|
| 00 | 7 | 15 | 9 |
| 01 | 4 | 8 | 5 |
| 02 | 2 | 6 | 3 |
| 03 | 2 | 5 | 3 |
| 04 | 2 | 5 | 3 |
| 05 | 4 | 7 | 5 |
| 06 | 14 | 11 | 13 |
| 07 | 38 | 21 | 32 |
| 08 | 62 | 32 | 53 |
| 09 | 77 | 40 | 67 |
| 10 | 75 | 51 | 70 |
| 11 | 71 | 60 | 70 |
| 12 | 70 | 61 | 69 |
| 13 | 70 | 54 | 67 |
| 14 | 61 | 42 | 57 |
| 15 | 57 | 44 | 53 |
| 16 | 57 | 51 | 55 |
| 17 | 58 | 60 | 58 |
| 18 | 59 | 74 | 61 |
| 19 | 61 | 74 | 63 |
| 20 | 57 | 63 | 58 |
| 21 | 39 | 50 | 42 |
| 22 | 24 | 35 | 27 |
| 23 | 14 | 20 | 16 |
| | 985 | 889 | 959 |

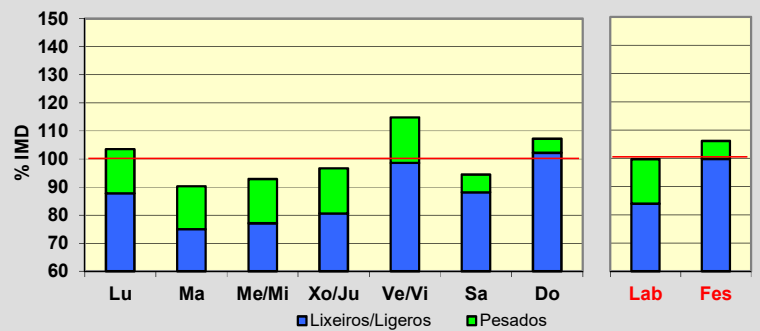
**EVOLUCIÓN IMD**

Estación: **LU-750(3)**Tipo: **COM****MEMORIA DE AFOROS 2017**Rede/Red: **PC**IMD: **851**Nome/Nombre: **Meira**IMDp: **109** I₃₀: **141**Treito/Tramo: **Meira (N-640) - Valonga (LU-760)**% Pes.: **12,8** I₁₅₀: **108****Variación Mensual**

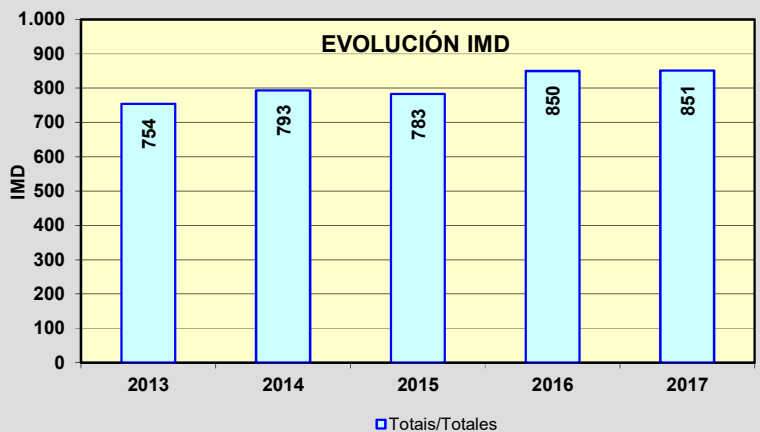
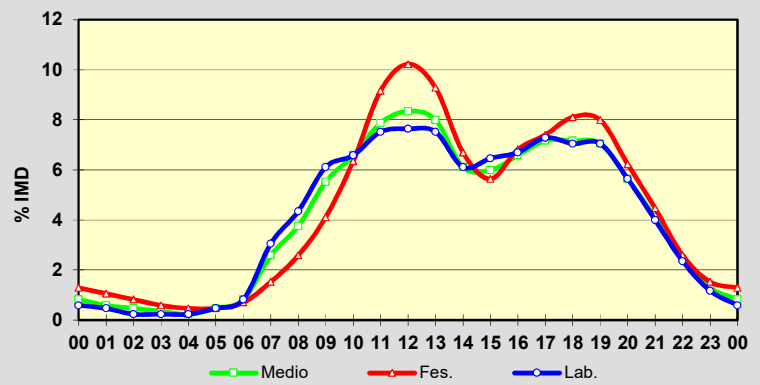
| | I.M.D. | % I.M.D. | % Pes. |
|------|--------|----------|--------|
| I | 678 | 79,67 | 13,3 |
| II | 723 | 84,96 | 14,9 |
| III | 814 | 95,65 | 12,7 |
| IV | 730 | 85,78 | 13,3 |
| V | 775 | 91,07 | 13,2 |
| VI | 817 | 96,00 | 13,6 |
| VII | 1.122 | 131,84 | 10,1 |
| VIII | 1.332 | 156,52 | 8,4 |
| IX | 905 | 106,35 | 14,1 |
| X | 820 | 96,36 | 13,9 |
| XI | 720 | 84,61 | 17,2 |
| XII | 760 | 89,31 | 13,6 |

**Semana Media**

| | I.M.D. | % I.M.D. | % Pes. |
|-------|--------|----------|--------|
| Lu | 881 | 103,53 | 15,2 |
| Ma | 768 | 90,25 | 16,9 |
| Me/Mi | 790 | 92,83 | 17,0 |
| Xo/Ju | 823 | 96,71 | 16,6 |
| Ve/Vi | 977 | 114,81 | 14,1 |
| Sa | 804 | 94,48 | 6,7 |
| Do | 912 | 107,17 | 4,6 |
| Lab | 848 | 99,65 | 15,8 |
| Fes | 903 | 106,11 | 6,0 |

**Día Medio**

| | Lab. | Fes. | Medio |
|----|------------|------------|------------|
| 00 | 5 | 11 | 7 |
| 01 | 4 | 9 | 5 |
| 02 | 2 | 7 | 4 |
| 03 | 2 | 5 | 3 |
| 04 | 2 | 4 | 2 |
| 05 | 4 | 4 | 4 |
| 06 | 7 | 6 | 7 |
| 07 | 26 | 13 | 22 |
| 08 | 37 | 22 | 32 |
| 09 | 52 | 35 | 47 |
| 10 | 56 | 54 | 56 |
| 11 | 64 | 78 | 67 |
| 12 | 65 | 87 | 71 |
| 13 | 64 | 79 | 68 |
| 14 | 52 | 57 | 52 |
| 15 | 55 | 48 | 51 |
| 16 | 57 | 58 | 56 |
| 17 | 62 | 63 | 61 |
| 18 | 60 | 69 | 61 |
| 19 | 60 | 68 | 60 |
| 20 | 48 | 53 | 48 |
| 21 | 34 | 38 | 35 |
| 22 | 20 | 22 | 21 |
| 23 | 10 | 13 | 11 |
| | 848 | 903 | 851 |



Estación: **LU-750(22)**Tipo: **COM****MEMORIA DE AFOROS 2017**Rede/Red: **PC**IMD: **1.045**

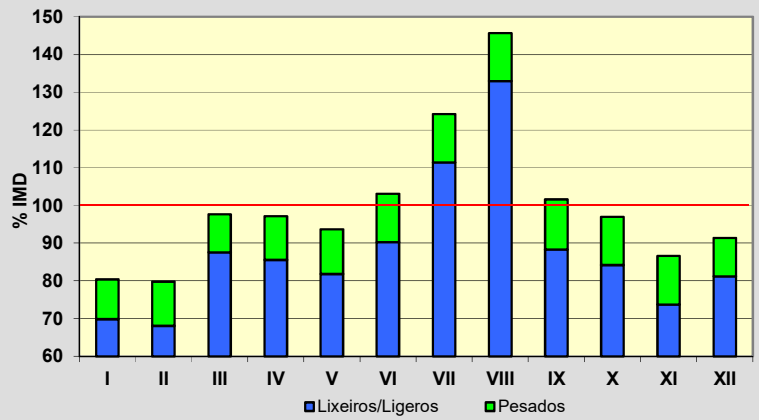
Nome/Nombre:

Baleira (LU-750)IMDp: **125** I₃₀: **153**

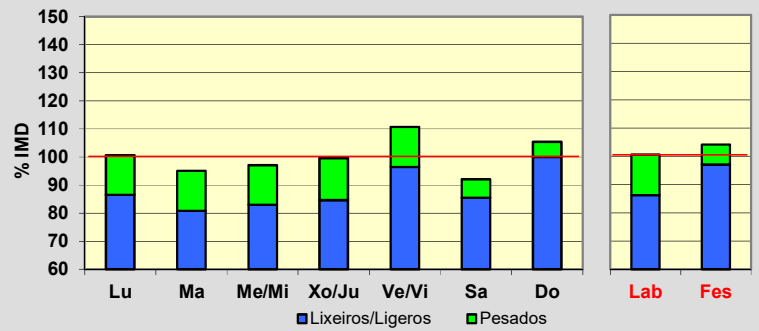
Treito/Tramo:

Valonga (LU-760) - O Cádavo (LU-530)% Pes.: **12,0** I₁₅₀: **117****Variación Mensual**

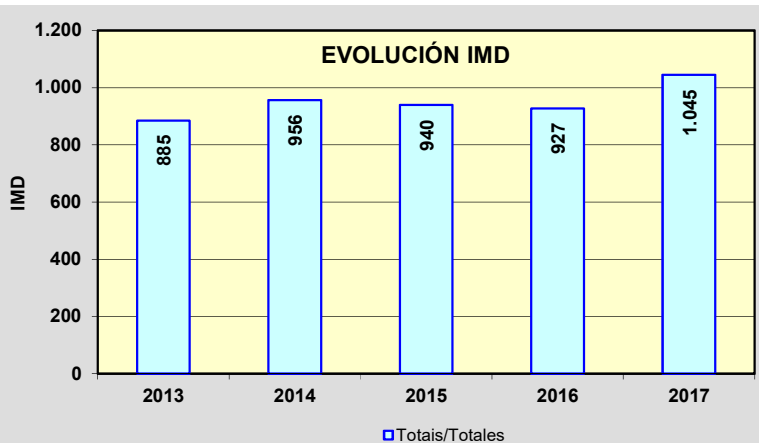
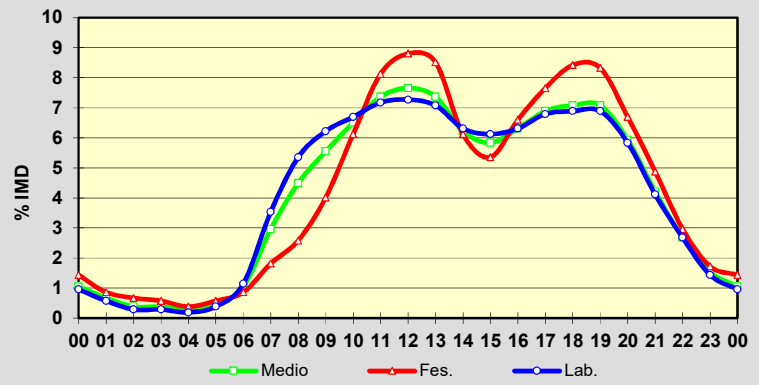
| | I.M.D. | % I.M.D. | % Pes. |
|------|--------|----------|--------|
| I | 840 | 80,38 | 13,1 |
| II | 834 | 79,81 | 14,7 |
| III | 1.020 | 97,61 | 10,3 |
| IV | 1.015 | 97,13 | 11,9 |
| V | 979 | 93,68 | 12,7 |
| VI | 1.077 | 103,06 | 12,4 |
| VII | 1.298 | 124,21 | 10,3 |
| VIII | 1.522 | 145,65 | 8,7 |
| IX | 1.062 | 101,63 | 13,1 |
| X | 1.013 | 96,94 | 13,1 |
| XI | 905 | 86,60 | 14,8 |
| XII | 955 | 91,39 | 11,1 |

**Semana Media**

| | I.M.D. | % I.M.D. | % Pes. |
|-------|--------|----------|--------|
| Lu | 1.052 | 100,67 | 14,1 |
| Ma | 994 | 95,12 | 15,0 |
| Me/Mi | 1.015 | 97,13 | 14,5 |
| Xo/Ju | 1.041 | 99,62 | 15,1 |
| Ve/Vi | 1.157 | 110,72 | 12,9 |
| Sa | 962 | 92,06 | 7,1 |
| Do | 1.102 | 105,45 | 5,2 |
| Lab | 1.051 | 100,57 | 14,3 |
| Fes | 1.088 | 104,11 | 6,8 |

**Día Medio**

| | Lab. | Fes. | Medio |
|--------------|--------------|--------------|--------------|
| 00 | 10 | 15 | 11 |
| 01 | 6 | 9 | 7 |
| 02 | 3 | 7 | 4 |
| 03 | 3 | 6 | 4 |
| 04 | 2 | 4 | 3 |
| 05 | 4 | 6 | 5 |
| 06 | 12 | 9 | 11 |
| 07 | 37 | 19 | 31 |
| 08 | 56 | 27 | 47 |
| 09 | 65 | 42 | 58 |
| 10 | 70 | 64 | 68 |
| 11 | 75 | 85 | 77 |
| 12 | 76 | 92 | 80 |
| 13 | 74 | 89 | 77 |
| 14 | 66 | 64 | 65 |
| 15 | 64 | 56 | 61 |
| 16 | 66 | 69 | 66 |
| 17 | 71 | 80 | 72 |
| 18 | 72 | 88 | 74 |
| 19 | 72 | 87 | 74 |
| 20 | 61 | 70 | 62 |
| 21 | 43 | 51 | 44 |
| 22 | 28 | 31 | 28 |
| 23 | 15 | 18 | 16 |
| Total | 1.051 | 1.088 | 1.045 |



Estación: **LU-861(1)**Tipo: **COM****MEMORIA DE AFOROS 2017**Rede/Red: **PB**IMD: **2.510**

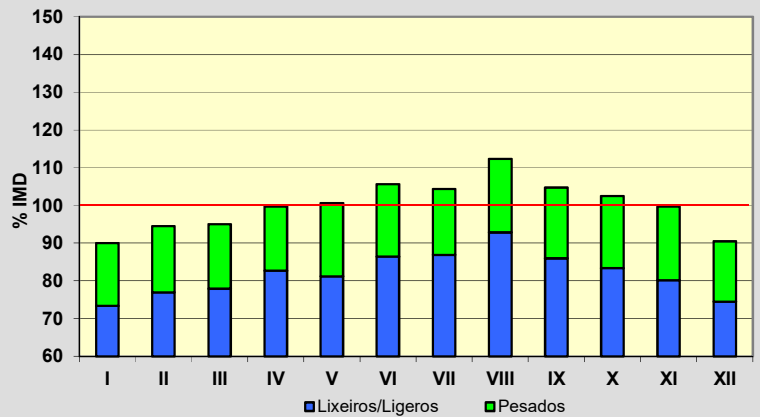
Nome/Nombre:

Vilalba (LU-861)IMDp: **454** I₃₀: **262**

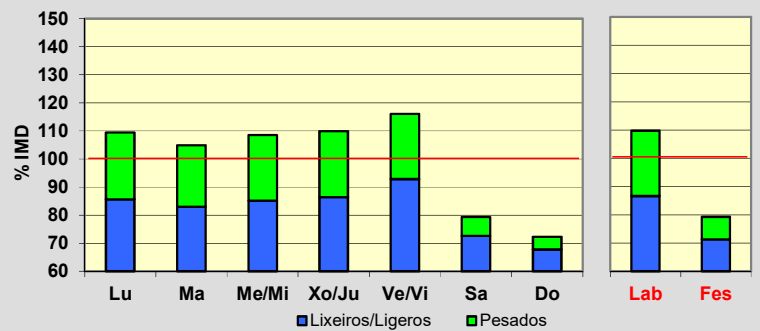
Treito/Tramo:

Vilalba (N-634) - A-8% Pes.: **18,1** I₁₅₀: **226****Variación Mensual**

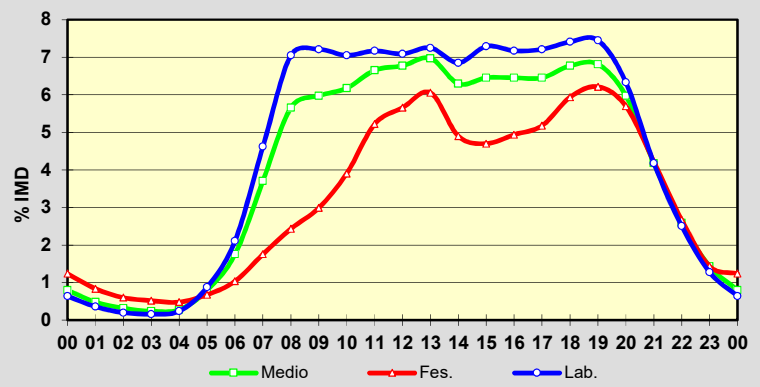
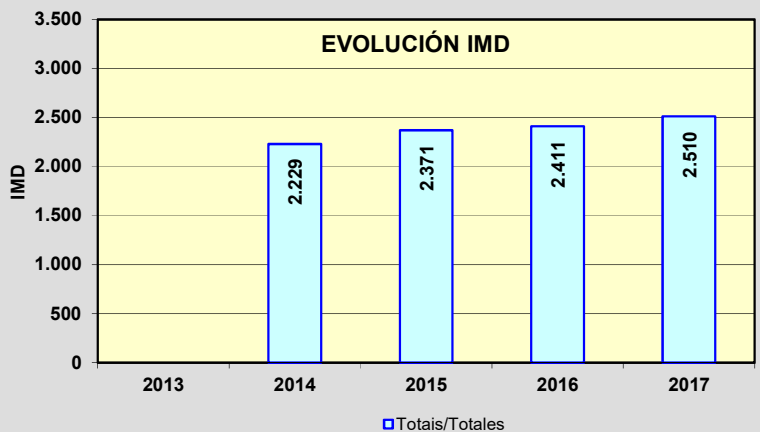
| | I.M.D. | % I.M.D. | % Pes. |
|------|--------|----------|--------|
| I | 2.259 | 90,00 | 18,5 |
| II | 2.373 | 94,54 | 18,6 |
| III | 2.385 | 95,02 | 18,0 |
| IV | 2.504 | 99,76 | 17,1 |
| V | 2.526 | 100,64 | 19,3 |
| VI | 2.651 | 105,62 | 18,1 |
| VII | 2.619 | 104,34 | 16,8 |
| VIII | 2.820 | 112,35 | 17,4 |
| IX | 2.629 | 104,74 | 17,9 |
| X | 2.572 | 102,47 | 18,7 |
| XI | 2.501 | 99,64 | 19,5 |
| XII | 2.270 | 90,44 | 17,6 |

**Semana Media**

| | I.M.D. | % I.M.D. | % Pes. |
|-------|--------|----------|--------|
| Lu | 2.746 | 109,40 | 21,7 |
| Ma | 2.634 | 104,94 | 20,9 |
| Me/Mi | 2.724 | 108,53 | 21,5 |
| Xo/Ju | 2.758 | 109,88 | 21,3 |
| Ve/Vi | 2.912 | 116,02 | 20,0 |
| Sa | 1.992 | 79,36 | 8,6 |
| Do | 1.814 | 72,27 | 6,3 |
| Lab | 2.754 | 109,72 | 21,1 |
| Fes | 1.990 | 79,28 | 10,1 |

**Día Medio**

| | Lab. | Fes. | Medio |
|----|--------------|--------------|--------------|
| 00 | 16 | 31 | 20 |
| 01 | 9 | 21 | 12 |
| 02 | 5 | 15 | 8 |
| 03 | 4 | 13 | 6 |
| 04 | 6 | 12 | 7 |
| 05 | 22 | 17 | 20 |
| 06 | 53 | 26 | 44 |
| 07 | 116 | 44 | 93 |
| 08 | 177 | 61 | 142 |
| 09 | 181 | 75 | 150 |
| 10 | 177 | 98 | 155 |
| 11 | 180 | 131 | 167 |
| 12 | 178 | 142 | 170 |
| 13 | 182 | 152 | 175 |
| 14 | 172 | 123 | 158 |
| 15 | 183 | 118 | 162 |
| 16 | 180 | 124 | 162 |
| 17 | 181 | 130 | 162 |
| 18 | 186 | 149 | 170 |
| 19 | 187 | 156 | 171 |
| 20 | 159 | 143 | 150 |
| 21 | 105 | 106 | 105 |
| 22 | 63 | 67 | 65 |
| 23 | 32 | 36 | 36 |
| | 2.754 | 1.990 | 2.510 |

**EVOLUCIÓN IMD**

Estación: **LU-861(16)**Tipo: **COM**

MEMORIA DE AFOROS 2017

Rede/Red: **PB**IMD: **870**

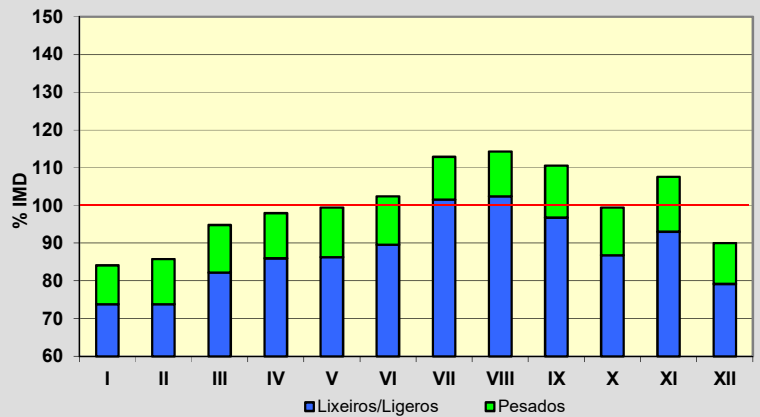
Nome/Nombre:

San MartiñoIMDp: **107** I₃₀: **97**

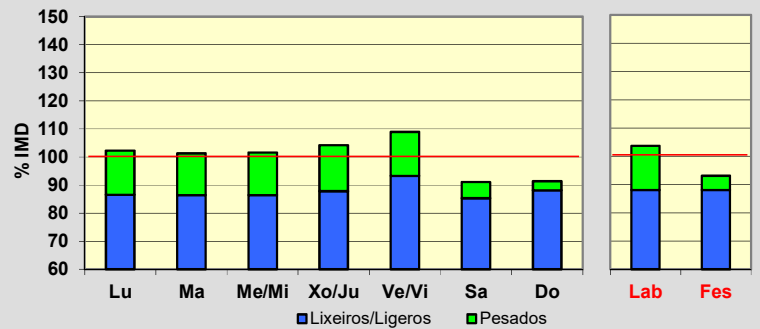
Treito/Tramo:

Cabodaldea (AG-64) - Cabreiros (LU-540)% Pes.: **12,3** I₁₅₀: **85****Variación Mensual**

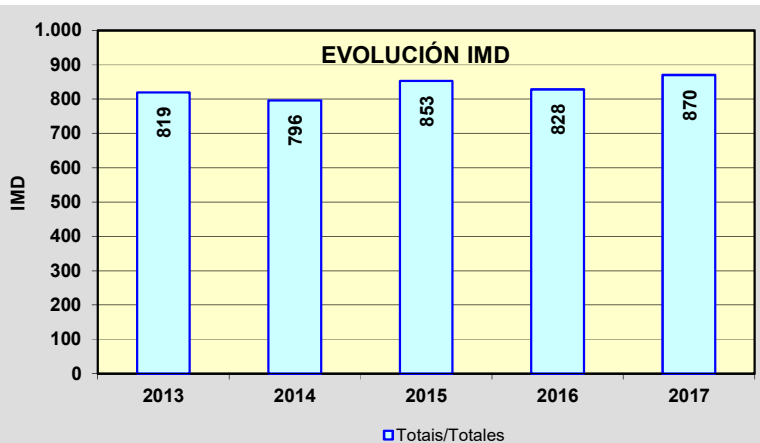
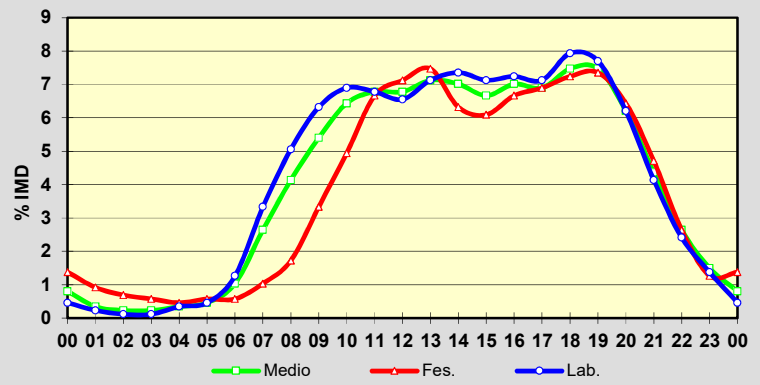
| | I.M.D. | % I.M.D. | % Pes. |
|------|--------|----------|--------|
| I | 732 | 84,14 | 12,3 |
| II | 746 | 85,75 | 13,9 |
| III | 825 | 94,83 | 13,3 |
| IV | 852 | 97,93 | 12,2 |
| V | 865 | 99,43 | 13,2 |
| VI | 891 | 102,41 | 12,6 |
| VII | 982 | 112,87 | 10,1 |
| VIII | 994 | 114,25 | 10,4 |
| IX | 962 | 110,57 | 12,5 |
| X | 865 | 99,43 | 12,7 |
| XI | 936 | 107,59 | 13,6 |
| XII | 783 | 90,00 | 12,0 |

**Semana Media**

| | I.M.D. | % I.M.D. | % Pes. |
|-------|--------|----------|--------|
| Lu | 890 | 102,30 | 15,4 |
| Ma | 881 | 101,26 | 14,6 |
| Me/Mi | 884 | 101,61 | 14,9 |
| Xo/Ju | 907 | 104,25 | 15,8 |
| Ve/Vi | 948 | 108,97 | 14,5 |
| Sa | 792 | 91,03 | 6,3 |
| Do | 795 | 91,38 | 3,5 |
| Lab | 902 | 103,68 | 15,1 |
| Fes | 810 | 93,10 | 5,4 |

**Día Medio**

| | Lab. | Fes. | Medio |
|----|------------|------------|------------|
| 00 | 4 | 12 | 7 |
| 01 | 2 | 8 | 3 |
| 02 | 1 | 6 | 2 |
| 03 | 1 | 5 | 2 |
| 04 | 3 | 4 | 3 |
| 05 | 4 | 5 | 4 |
| 06 | 11 | 5 | 9 |
| 07 | 29 | 9 | 23 |
| 08 | 44 | 15 | 36 |
| 09 | 55 | 29 | 47 |
| 10 | 60 | 43 | 56 |
| 11 | 59 | 58 | 59 |
| 12 | 57 | 62 | 59 |
| 13 | 62 | 65 | 62 |
| 14 | 64 | 55 | 61 |
| 15 | 62 | 53 | 58 |
| 16 | 63 | 58 | 61 |
| 17 | 62 | 60 | 60 |
| 18 | 69 | 63 | 65 |
| 19 | 67 | 64 | 65 |
| 20 | 54 | 56 | 54 |
| 21 | 36 | 41 | 38 |
| 22 | 21 | 23 | 23 |
| 23 | 12 | 11 | 13 |
| | 902 | 810 | 870 |



Estación: **LU-862(90)**Tipo: **PER****MEMORIA DE AFOROS 2017**Rede/Red: **PB**IMD: **1.890**

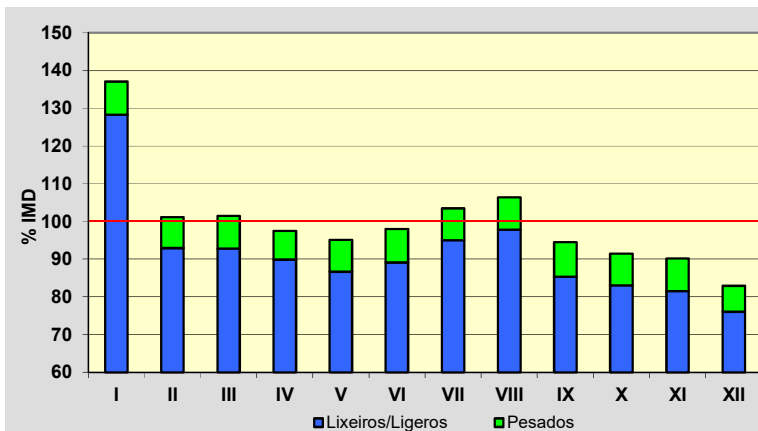
Nome/Nombre:

Viveiro LesteIMDp: **159** I₃₀: **396**

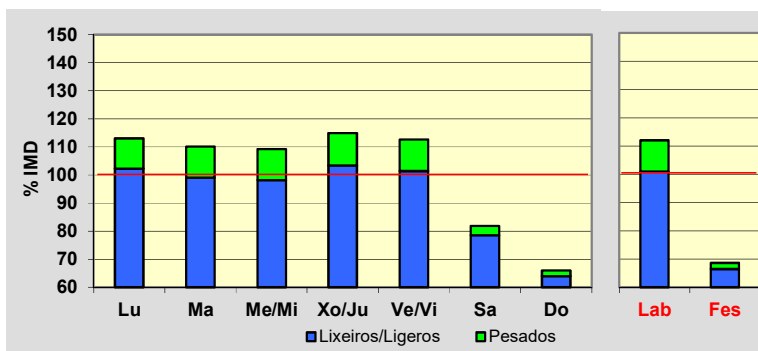
Treito/Tramo:

Viveiro - Xove (Ctra. Dip.)% Pes.: **8,4** I₁₅₀: **176****Variación Mensual**

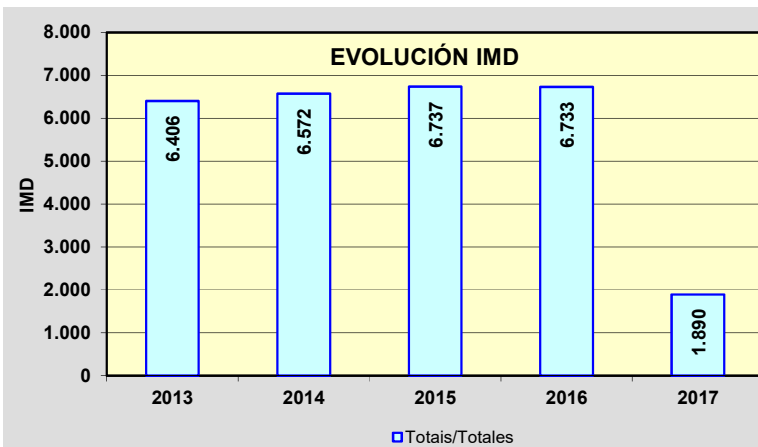
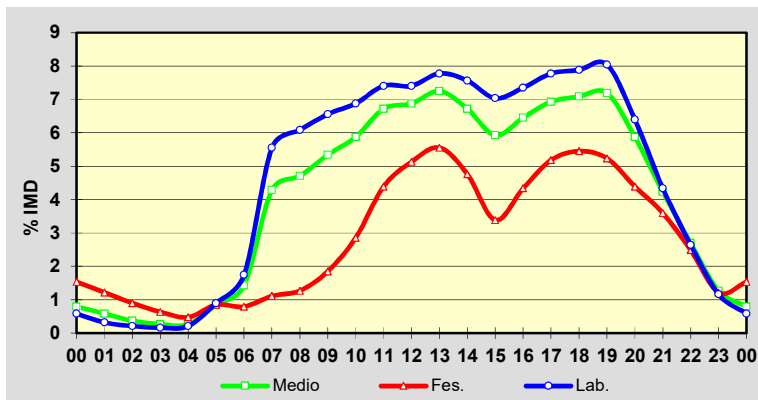
| | I.M.D. | % I.M.D. | % Pes. |
|------|--------|----------|--------|
| I | 2.590 | 137,04 | 6,4 |
| II | 1.912 | 101,16 | 8,1 |
| III | 1.918 | 101,48 | 8,6 |
| IV | 1.842 | 97,46 | 7,8 |
| V | 1.797 | 95,08 | 8,8 |
| VI | 1.852 | 97,99 | 9,1 |
| VII | 1.956 | 103,49 | 8,2 |
| VIII | 2.011 | 106,40 | 8,1 |
| IX | 1.786 | 94,50 | 9,7 |
| X | 1.728 | 91,43 | 9,1 |
| XI | 1.705 | 90,21 | 9,6 |
| XII | 1.568 | 82,96 | 8,4 |

**Semana Media**

| | I.M.D. | % I.M.D. | % Pes. |
|-------|--------|----------|--------|
| Lu | 2.137 | 113,07 | 9,5 |
| Ma | 2.081 | 110,11 | 10,0 |
| Me/Mi | 2.064 | 109,21 | 10,1 |
| Xo/Ju | 2.172 | 114,92 | 10,0 |
| Ve/Vi | 2.129 | 112,65 | 10,0 |
| Sa | 1.547 | 81,85 | 4,1 |
| Do | 1.247 | 65,98 | 3,1 |
| Lab | 2.117 | 112,01 | 9,9 |
| Fes | 1.297 | 68,62 | 3,2 |

**Día Medio**

| | Lab. | Fes. | Medio |
|----|--------------|--------------|--------------|
| 00 | 11 | 29 | 15 |
| 01 | 6 | 23 | 11 |
| 02 | 4 | 17 | 7 |
| 03 | 3 | 12 | 5 |
| 04 | 4 | 9 | 5 |
| 05 | 17 | 16 | 16 |
| 06 | 33 | 15 | 27 |
| 07 | 105 | 21 | 81 |
| 08 | 115 | 24 | 89 |
| 09 | 124 | 35 | 101 |
| 10 | 130 | 54 | 111 |
| 11 | 140 | 83 | 127 |
| 12 | 140 | 97 | 130 |
| 13 | 147 | 105 | 137 |
| 14 | 143 | 90 | 127 |
| 15 | 133 | 64 | 112 |
| 16 | 139 | 82 | 122 |
| 17 | 147 | 98 | 131 |
| 18 | 149 | 103 | 134 |
| 19 | 152 | 99 | 136 |
| 20 | 121 | 83 | 111 |
| 21 | 82 | 68 | 80 |
| 22 | 50 | 47 | 51 |
| 23 | 22 | 23 | 24 |
| | 2.117 | 1.297 | 1.890 |



PROVINCIA DE OURENSE

2017

| Código Estación | Tipo | Cuadríc. | | Nome / Nombre | Treito / Tramo | Rede Red | IMD | %Pes |
|-----------------|------|----------|---|------------------------|---------------------------------------------------|----------|--------|-------|
| | | X | Y | | | | | |
| AG-31(0) | Per | 13 | F | O Ribeiro | Saída 217 (A-52) - Enl. A Manchica (OU-0202) | VAC | 5.713 | 5,1% |
| AG-31(6) | Per | 12 | F | A Manchica | Enl. A Manchica (OU-0202) - Enl. Barxa (OU-540) | VAC | 4.935 | 4,7% |
| AG-31(10) | Per | 12 | E | Os Carrís | Enl. Barxa (OU-540) - Enl. Celanova centro | VAC | 4.554 | 4,9% |
| AG-31(16) | Per | 12 | E | Mandrás | Enl. Celanova centro - Domés (OU-540) | VAC | 2.095 | 5,7% |
| AG-53(64) | Com | 12 | I | Piñor (AG-53) | Lím. Provincia - Enl. Piñor (N-525) | VAC | 8.059 | 11,7% |
| AG-53(71) | Per | 11 | I | Carballiño (AG-53) | Enl. Piñor (N-525) - Enl. Cea (OU-504) | VAC | 7.887 | 11,8% |
| AG-53(74) | Com | 12 | H | Maside (AG-53) | Enl. Cea (OU-504) - Enl. AG-54 | VAC | 7.304 | 11,8% |
| AG-53(85) | Per | 12 | G | Barbantes (AG-53) | Enl. AG-54 - Enl. Barbantes (A-52) | VAC | 13.783 | 9,0% |
| AG-54(0) | Com | 12 | H | Maside (AG-54) | AG-53 - Enl. Maside Centro | VAC | 6.909 | 5,9% |
| AG-54(2) | Per | 11 | H | O Carballiño (AG-54) | Enl. Maside Centro - O Carballiño (N-541) | VAC | 6.784 | 5,1% |
| OU-101(3) | Com | 13 | G | Santa Mariña (OU-101) | Os Viros (OU-510) - P.I. (OU-537) | PC | 3.533 | 4,1% |
| OU-101(18) | Com | 14 | G | Maceda (OU-101) | OU-102 - Maceda (OU-104) | PC | 1.979 | 6,4% |
| OU-103(1) | Per | 15 | F | Maceda (OU-103) | Maceda (OU-104) - Os Milagres | S | 1.660 | 4,5% |
| OU-113(3) | Com | 17 | C | Caldeliñas (OU-113) | Caldeliñas (OU-114) - Castrelo do Val (OU-1001) | S | 2.315 | 5,7% |
| OU-212(25) | Com | 10 | H | Avión | Avión (Ctra. Dip.) - Pena Corneira (Ctra. Dip.) | S | 462 | 6,5% |
| OU-301(3) | Com | 14 | D | As Lamas | Xinzo de Limia (N-525) - Ganade (Ctra. Dip.) | S | 1.521 | 5,0% |
| OU-302(2) | Com | 13 | D | Ponte Liñares (OU-302) | A Ponte Liñares (OU-301) - Souto de Limia | S | 315 | 9,2% |
| OU-402(3) | Com | 12 | G | Ourense (OU-402) | Ourense (OU-413) - Alongos | S | 1.544 | 9,1% |
| OU-411(0) | Com | 12 | D | Bande Oeste | Bande (OU-540) - Bangueses (OU-0207) | S | 307 | 2,0% |
| OU-504(10) | Per | 11 | H | Leiro | OU-211 - Enl. OU-208 | PB | 3.650 | 7,2% |
| OU-504(27) | Per | 12 | I | Cea | Enl. N-525 - Cea | PB | 1.352 | 11,0% |
| OU-531(4) | Per | 14 | D | Vilar de Santos | Xinzo de Limia (N-525) - OU-300 | PB | 2.565 | 9,0% |
| OU-531(31) | Com | 12 | F | Pambre | Celanova (OU-540) - Vilavidal (OU-0214) | PB | 2.082 | 4,5% |
| OU-533(11) | Com | 19 | E | Pradocabalos | A Gudíña - Viana de Bolo | PB | 1.173 | 22,4% |
| OU-533(37) | Com | 19 | G | Santa Cruz | Viana de Bolo - Freixido (OU-636) | PB | 1.523 | 14,4% |
| OU-533(48) | Com | 19 | H | Petín (OU-533) | Freixido - A Rúa (N-120) | PB | 3.472 | 9,5% |
| OU-536(1) | Com | 13 | G | Ourense | Ourense - OU-537 | PB | 12.652 | 3,5% |
| OU-536(14) | Per | 14 | G | Esgos | A Derrasa - Alto do Couso (OU-104) | PB | 3.702 | 6,3% |
| OU-536(33) | Com | 16 | G | Vilariño Frío | Alto do Couso (OU-104) - Castro Caldelas (OU-903) | PB | 1.945 | 8,0% |
| OU-537(2) | Com | 13 | G | San Ciprián (OU-537) | Medorra - Derrasa (OU-536) | PB | 5.855 | 7,3% |
| OU-540(16) | Com | 12 | F | Manchica | Manchica (OU-0202) - Celanova (Enl. centro AG-31) | PB | 2.130 | 5,1% |

TIPO: PER (Permanente), SEM (Semipermanente) y COM (Complementaria)

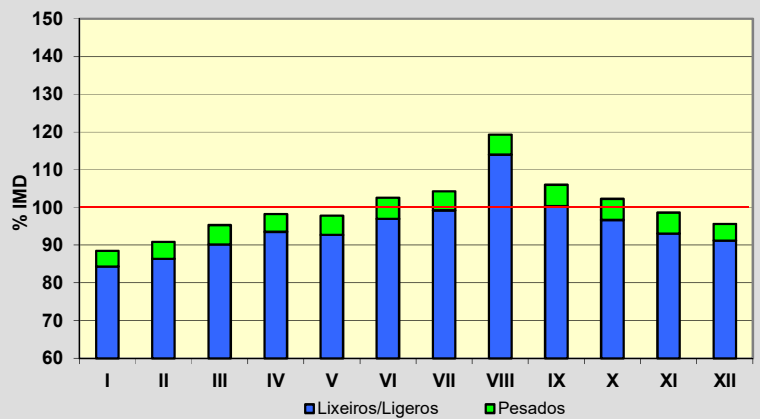
REDE: VAC (Vía alta capacidade), PB (Primaria básica), PC (Primaria complementaria) y S (Secundaria)

Estación: **AG-31(0)**Tipo: **PER**

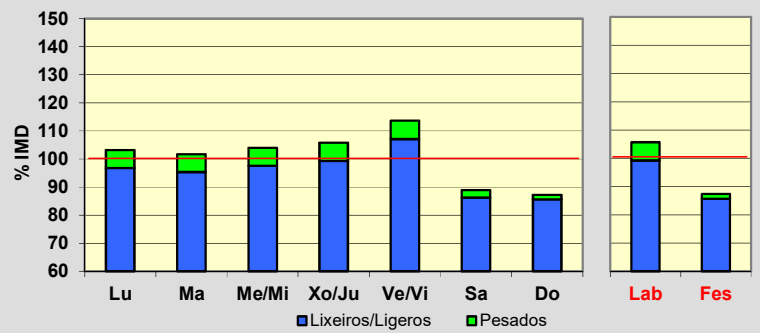
MEMORIA DE AFOROS 2017

Rede/Red: **VAC**IMD: **5.713**Nome/Nombre: **O Ribeiro**IMDp: **289** I₃₀: **567**Treito/Tramo: **Saída 217 (A-52) - Enl. A Manchica (OU-0202)**% Pes.: **5,1** I₁₅₀: **504****Variación Mensual**

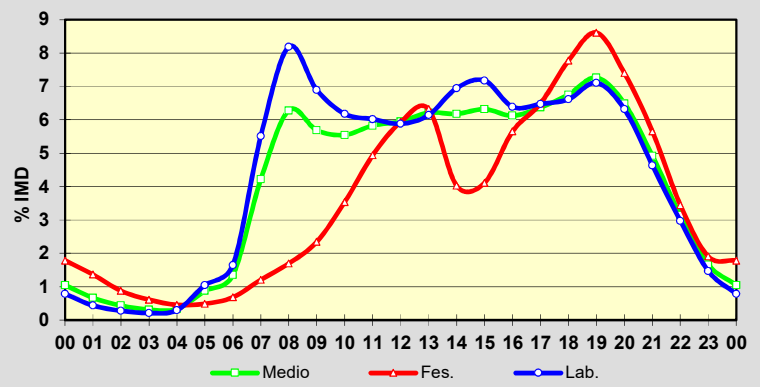
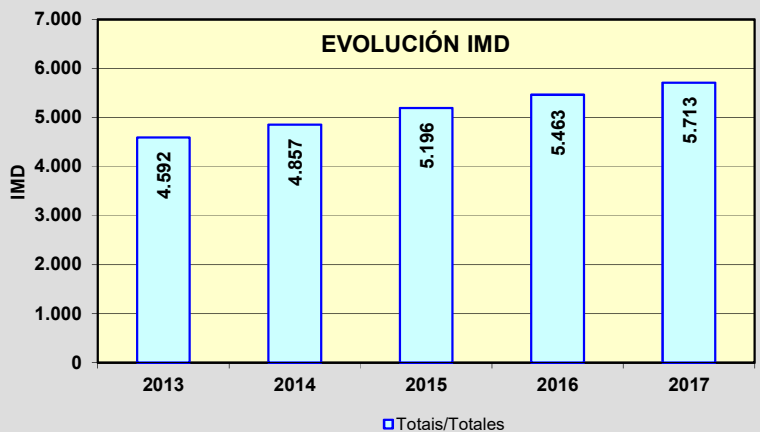
| | I.M.D. | % I.M.D. | % Pes. |
|------|--------|----------|--------|
| I | 5.052 | 88,43 | 4,7 |
| II | 5.190 | 90,85 | 5,0 |
| III | 5.448 | 95,36 | 5,4 |
| IV | 5.613 | 98,25 | 4,8 |
| V | 5.588 | 97,81 | 5,2 |
| VI | 5.860 | 102,57 | 5,5 |
| VII | 5.958 | 104,29 | 4,9 |
| VIII | 6.814 | 119,27 | 4,4 |
| IX | 6.055 | 105,99 | 5,3 |
| X | 5.841 | 102,24 | 5,5 |
| XI | 5.634 | 98,62 | 5,6 |
| XII | 5.465 | 95,66 | 4,6 |

**Semana Media**

| | I.M.D. | % I.M.D. | % Pes. |
|-------|--------|----------|--------|
| Lu | 5.895 | 103,19 | 6,2 |
| Ma | 5.812 | 101,73 | 6,3 |
| Me/Mi | 5.941 | 103,99 | 6,1 |
| Xo/Ju | 6.043 | 105,78 | 6,2 |
| Ve/Vi | 6.495 | 113,69 | 5,8 |
| Sa | 5.080 | 88,92 | 3,0 |
| Do | 4.982 | 87,20 | 1,8 |
| Lab | 6.036 | 105,65 | 6,1 |
| Fes | 4.989 | 87,33 | 1,9 |

**Día Medio**

| | Lab. | Fes. | Medio |
|--------------|--------------|--------------|--------------|
| 00 | 45 | 102 | 60 |
| 01 | 25 | 78 | 38 |
| 02 | 16 | 50 | 25 |
| 03 | 12 | 35 | 18 |
| 04 | 17 | 26 | 19 |
| 05 | 60 | 28 | 50 |
| 06 | 94 | 39 | 77 |
| 07 | 315 | 69 | 241 |
| 08 | 468 | 97 | 359 |
| 09 | 394 | 134 | 325 |
| 10 | 353 | 202 | 317 |
| 11 | 344 | 282 | 333 |
| 12 | 336 | 339 | 340 |
| 13 | 351 | 361 | 355 |
| 14 | 397 | 230 | 353 |
| 15 | 410 | 235 | 361 |
| 16 | 365 | 323 | 350 |
| 17 | 370 | 371 | 364 |
| 18 | 378 | 444 | 386 |
| 19 | 406 | 492 | 415 |
| 20 | 361 | 423 | 371 |
| 21 | 265 | 323 | 281 |
| 22 | 170 | 197 | 180 |
| 23 | 84 | 109 | 95 |
| Total | 6.036 | 4.989 | 5.713 |

**EVOLUCIÓN IMD**

Estación: **AG-31(6)**Tipo: **PER**

MEMORIA DE AFOROS 2017

Rede/Red: **VAC**IMD: **4.935**

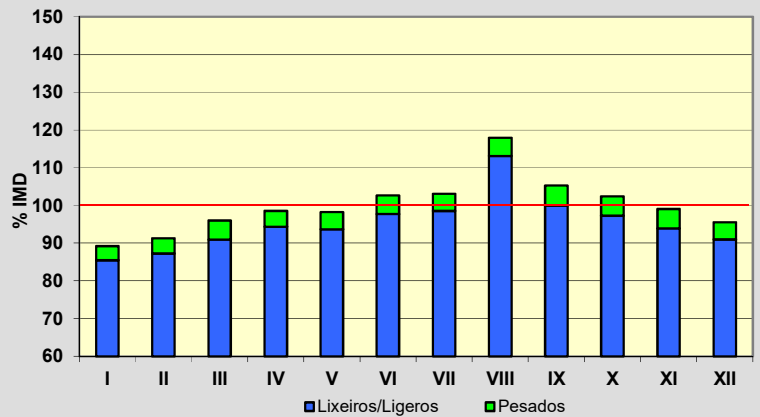
Nome/Nombre:

A ManchicaIMDp: **230** I₃₀: **497**

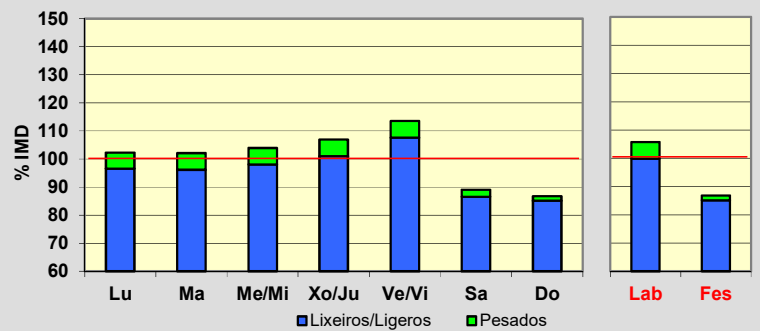
Treito/Tramo:

Enl. A Manchica (OU-0202) - Enl. Barxa (OU-540)% Pes.: **4,7** I₁₅₀: **433****Variación Mensual**

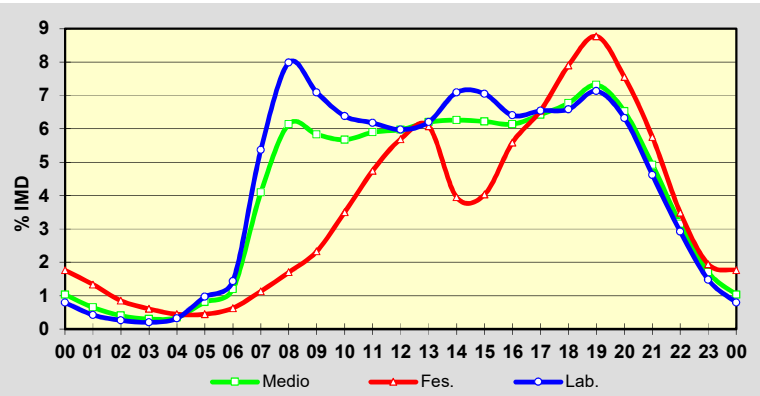
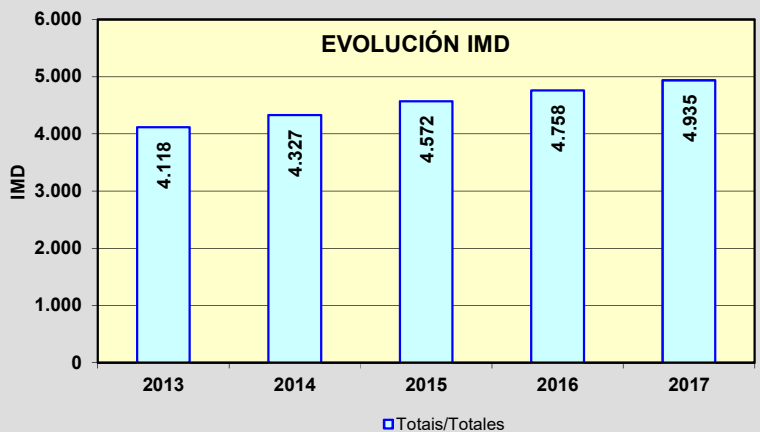
| | I.M.D. | % I.M.D. | % Pes. |
|------|--------|----------|--------|
| I | 4.403 | 89,22 | 4,2 |
| II | 4.504 | 91,27 | 4,4 |
| III | 4.736 | 95,97 | 5,3 |
| IV | 4.861 | 98,50 | 4,2 |
| V | 4.849 | 98,26 | 4,6 |
| VI | 5.067 | 102,67 | 4,8 |
| VII | 5.086 | 103,06 | 4,4 |
| VIII | 5.822 | 117,97 | 4,1 |
| IX | 5.194 | 105,25 | 5,0 |
| X | 5.056 | 102,45 | 5,1 |
| XI | 4.888 | 99,05 | 5,2 |
| XII | 4.715 | 95,54 | 4,8 |

**Semana Media**

| | I.M.D. | % I.M.D. | % Pes. |
|-------|--------|----------|--------|
| Lu | 5.049 | 102,31 | 5,6 |
| Ma | 5.039 | 102,11 | 5,8 |
| Me/Mi | 5.130 | 103,95 | 5,7 |
| Xo/Ju | 5.276 | 106,91 | 5,5 |
| Ve/Vi | 5.605 | 113,58 | 5,3 |
| Sa | 4.394 | 89,04 | 2,8 |
| Do | 4.280 | 86,73 | 1,8 |
| Lab | 5.219 | 105,75 | 5,6 |
| Fes | 4.284 | 86,81 | 2,0 |

**Día Medio**

| | Lab. | Fes. | Medio |
|--------------|--------------|--------------|--------------|
| 00 | 39 | 87 | 51 |
| 01 | 21 | 66 | 32 |
| 02 | 13 | 42 | 20 |
| 03 | 10 | 30 | 15 |
| 04 | 16 | 22 | 17 |
| 05 | 48 | 22 | 40 |
| 06 | 71 | 31 | 59 |
| 07 | 265 | 56 | 202 |
| 08 | 394 | 84 | 303 |
| 09 | 350 | 115 | 288 |
| 10 | 315 | 173 | 280 |
| 11 | 305 | 234 | 291 |
| 12 | 295 | 281 | 295 |
| 13 | 306 | 300 | 306 |
| 14 | 350 | 195 | 309 |
| 15 | 348 | 199 | 307 |
| 16 | 316 | 276 | 303 |
| 17 | 323 | 323 | 317 |
| 18 | 325 | 390 | 334 |
| 19 | 352 | 433 | 361 |
| 20 | 312 | 373 | 322 |
| 21 | 228 | 284 | 243 |
| 22 | 144 | 172 | 156 |
| 23 | 73 | 96 | 84 |
| Total | 5.219 | 4.284 | 4.935 |

**EVOLUCIÓN IMD**

Estación: **AG-31(10)**Tipo: **PER**

MEMORIA DE AFOROS 2017

Rede/Red: **VAC**IMD: **4.554**

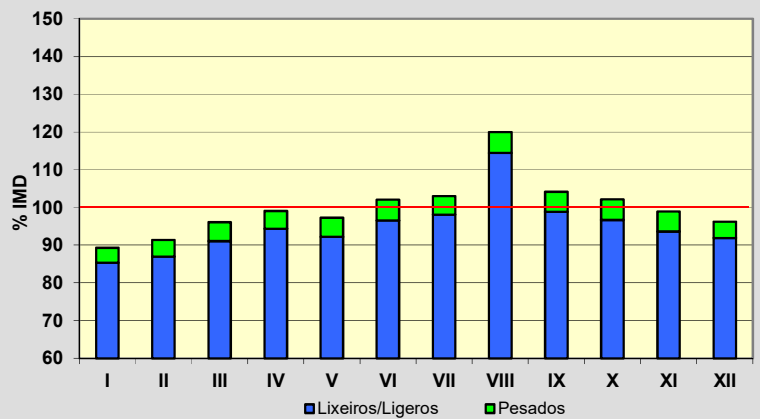
Nome/Nombre:

Os CarrísIMDp: **225** I₃₀: **467**

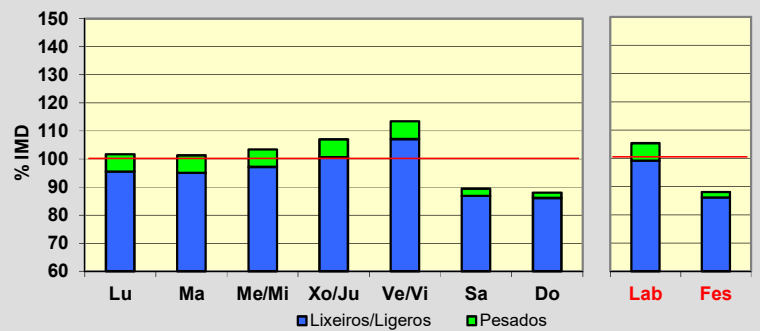
Treito/Tramo:

Enl. Barxa (OU-540) - Enl. Celanova centro% Pes.: **4,9** I₁₅₀: **400****Variación Mensual**

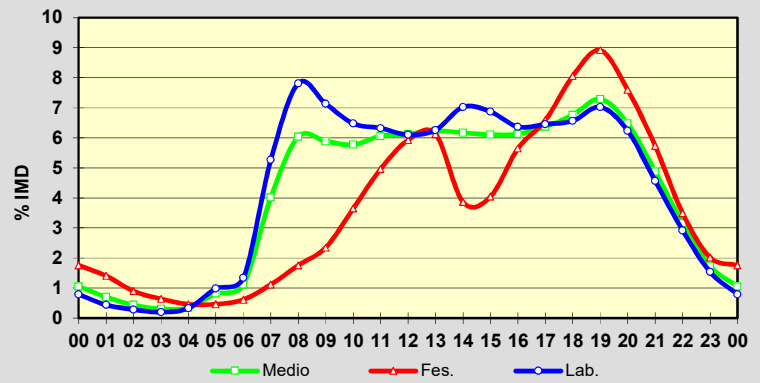
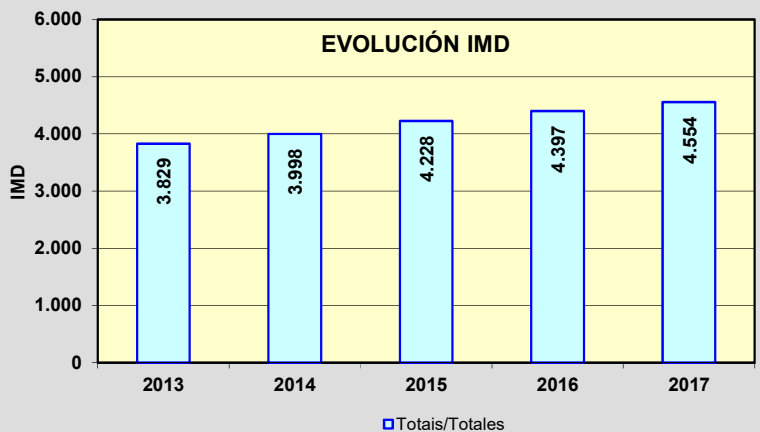
| | I.M.D. | % I.M.D. | % Pes. |
|------|--------|----------|--------|
| I | 4.065 | 89,26 | 4,5 |
| II | 4.161 | 91,37 | 4,9 |
| III | 4.375 | 96,07 | 5,2 |
| IV | 4.510 | 99,03 | 4,7 |
| V | 4.428 | 97,23 | 5,2 |
| VI | 4.646 | 102,02 | 5,4 |
| VII | 4.692 | 103,03 | 4,8 |
| VIII | 5.462 | 119,94 | 4,6 |
| IX | 4.741 | 104,11 | 5,1 |
| X | 4.650 | 102,11 | 5,3 |
| XI | 4.503 | 98,88 | 5,3 |
| XII | 4.381 | 96,20 | 4,5 |

**Semana Media**

| | I.M.D. | % I.M.D. | % Pes. |
|-------|--------|----------|--------|
| Lu | 4.630 | 101,67 | 6,0 |
| Ma | 4.614 | 101,32 | 6,2 |
| Me/Mi | 4.707 | 103,36 | 6,0 |
| Xo/Ju | 4.872 | 106,98 | 5,9 |
| Ve/Vi | 5.166 | 113,44 | 5,6 |
| Sa | 4.074 | 89,46 | 2,9 |
| Do | 4.008 | 88,01 | 2,1 |
| Lab | 4.797 | 105,34 | 5,9 |
| Fes | 4.011 | 88,08 | 2,2 |

**Día Medio**

| | Lab. | Fes. | Medio |
|----|--------------|--------------|--------------|
| 00 | 36 | 80 | 48 |
| 01 | 20 | 64 | 32 |
| 02 | 13 | 41 | 20 |
| 03 | 9 | 29 | 14 |
| 04 | 15 | 21 | 16 |
| 05 | 45 | 21 | 37 |
| 06 | 61 | 28 | 51 |
| 07 | 240 | 51 | 183 |
| 08 | 356 | 80 | 275 |
| 09 | 325 | 107 | 268 |
| 10 | 295 | 166 | 263 |
| 11 | 288 | 226 | 276 |
| 12 | 278 | 270 | 279 |
| 13 | 285 | 279 | 284 |
| 14 | 320 | 176 | 281 |
| 15 | 313 | 184 | 278 |
| 16 | 290 | 257 | 279 |
| 17 | 294 | 300 | 290 |
| 18 | 299 | 367 | 308 |
| 19 | 320 | 406 | 332 |
| 20 | 284 | 346 | 295 |
| 21 | 208 | 261 | 222 |
| 22 | 133 | 159 | 144 |
| 23 | 70 | 92 | 79 |
| | 4.797 | 4.011 | 4.554 |

**EVOLUCIÓN IMD**

Estación: **AG-31(16)**Tipo: **PER****MEMORIA DE AFOROS 2017**Rede/Red: **VAC**IMD: **2.095**

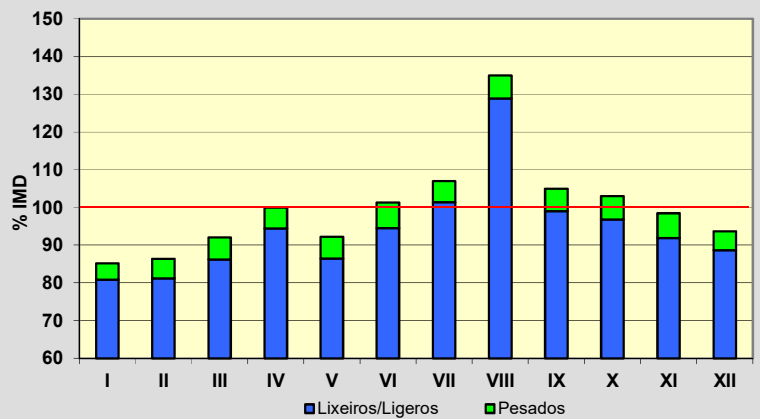
Nome/Nombre:

MandrásIMDp: **120** I₃₀: **286**

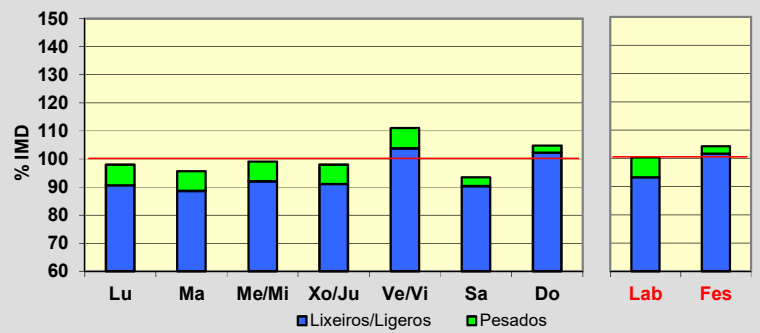
Treito/Tramo:

Enl. Celanova centro - Domés (OU-540)% Pes.: **5,7** I₁₅₀: **221****Variación Mensual**

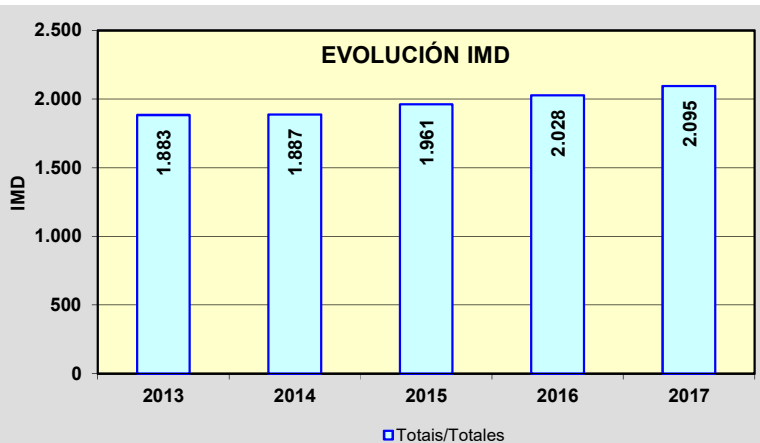
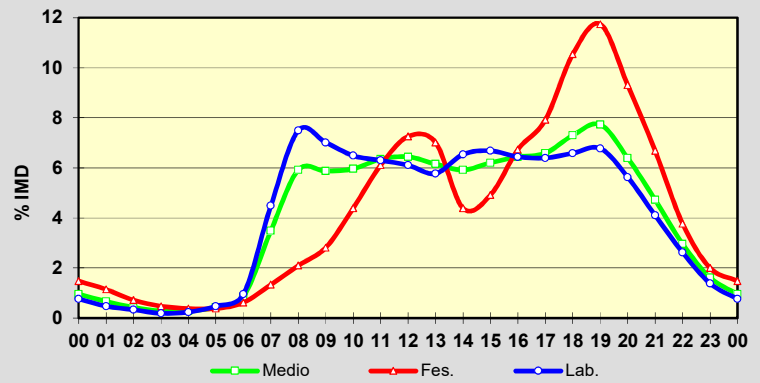
| | I.M.D. | % I.M.D. | % Pes. |
|------|--------|----------|--------|
| I | 1.784 | 85,16 | 5,1 |
| II | 1.809 | 86,35 | 5,9 |
| III | 1.929 | 92,08 | 6,3 |
| IV | 2.094 | 99,95 | 5,5 |
| V | 1.932 | 92,22 | 6,3 |
| VI | 2.122 | 101,29 | 6,7 |
| VII | 2.241 | 106,97 | 5,3 |
| VIII | 2.827 | 134,94 | 4,5 |
| IX | 2.199 | 104,96 | 5,7 |
| X | 2.158 | 103,01 | 6,0 |
| XI | 2.062 | 98,42 | 6,6 |
| XII | 1.963 | 93,70 | 5,3 |

**Semana Media**

| | I.M.D. | % I.M.D. | % Pes. |
|-------|--------|----------|--------|
| Lu | 2.052 | 97,95 | 7,5 |
| Ma | 2.004 | 95,66 | 7,3 |
| Me/Mi | 2.076 | 99,09 | 7,1 |
| Xo/Ju | 2.052 | 97,95 | 7,0 |
| Ve/Vi | 2.326 | 111,03 | 6,5 |
| Sa | 1.958 | 93,46 | 3,4 |
| Do | 2.195 | 104,77 | 2,4 |
| Lab | 2.101 | 100,29 | 7,0 |
| Fes | 2.184 | 104,25 | 2,5 |

**Día Medio**

| | Lab. | Fes. | Medio |
|----|--------------|--------------|--------------|
| 00 | 16 | 31 | 20 |
| 01 | 10 | 24 | 14 |
| 02 | 7 | 15 | 9 |
| 03 | 4 | 10 | 6 |
| 04 | 5 | 8 | 6 |
| 05 | 10 | 8 | 9 |
| 06 | 20 | 13 | 18 |
| 07 | 94 | 28 | 73 |
| 08 | 157 | 44 | 124 |
| 09 | 147 | 59 | 123 |
| 10 | 136 | 92 | 125 |
| 11 | 132 | 128 | 133 |
| 12 | 128 | 152 | 135 |
| 13 | 121 | 147 | 129 |
| 14 | 137 | 92 | 124 |
| 15 | 140 | 103 | 130 |
| 16 | 135 | 141 | 135 |
| 17 | 134 | 166 | 138 |
| 18 | 138 | 221 | 153 |
| 19 | 142 | 246 | 162 |
| 20 | 118 | 195 | 134 |
| 21 | 86 | 140 | 99 |
| 22 | 55 | 79 | 62 |
| 23 | 29 | 42 | 34 |
| | 2.101 | 2.184 | 2.095 |



Estación: **AG-53(64)**Tipo: **COM****MEMORIA DE AFOROS 2017**Rede/Red: **VAC**IMD: **8.059**

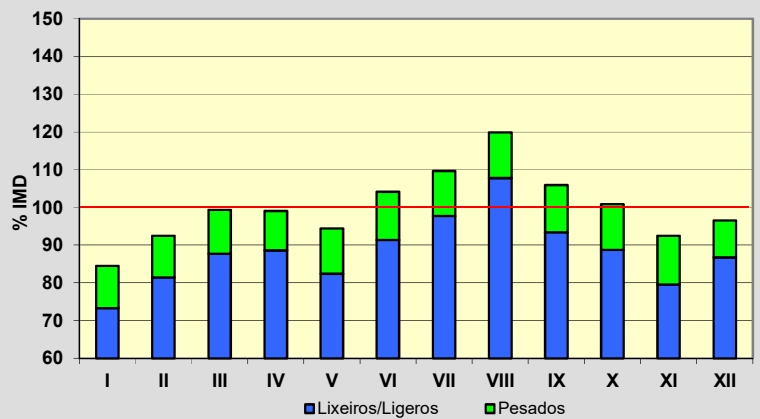
Nome/Nombre:

Piñor (AG-53)IMDp: **943** I₃₀: **1.048**

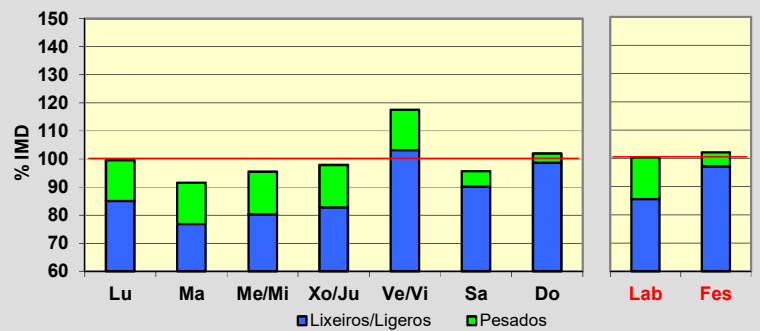
Treito/Tramo:

Lím. Provincia - Enl. Piñor (N-525)% Pes.: **11,7** I₁₅₀: **863****Variación Mensual**

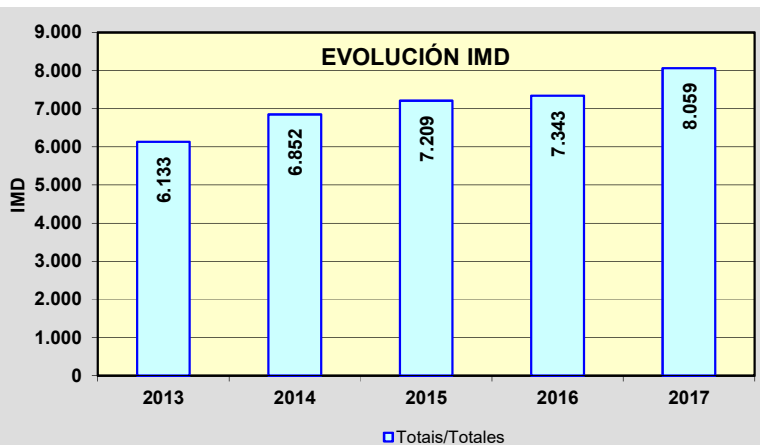
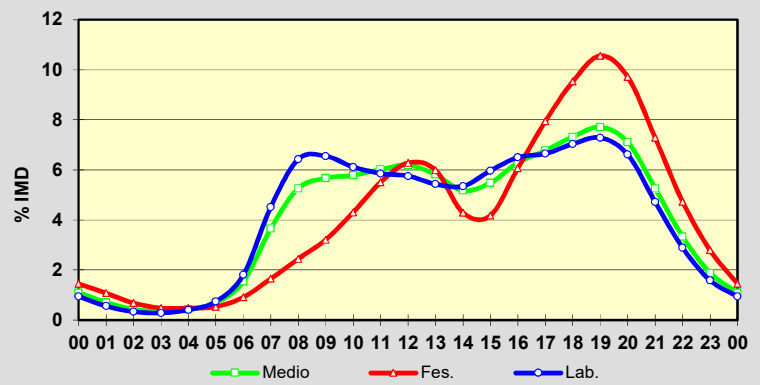
| | I.M.D. | % I.M.D. | % Pes. |
|------|--------|----------|--------|
| I | 6.810 | 84,50 | 13,2 |
| II | 7.454 | 92,49 | 11,9 |
| III | 8.006 | 99,34 | 11,7 |
| IV | 7.985 | 99,08 | 10,5 |
| V | 7.608 | 94,40 | 12,7 |
| VI | 8.394 | 104,16 | 12,3 |
| VII | 8.839 | 109,68 | 10,9 |
| VIII | 9.659 | 119,85 | 10,1 |
| IX | 8.535 | 105,91 | 11,8 |
| X | 8.127 | 100,84 | 12,0 |
| XI | 7.453 | 92,48 | 13,9 |
| XII | 7.778 | 96,51 | 10,1 |

**Semana Media**

| | I.M.D. | % I.M.D. | % Pes. |
|-------|--------|----------|--------|
| Lu | 8.027 | 99,60 | 14,6 |
| Ma | 7.377 | 91,54 | 16,1 |
| Me/Mi | 7.692 | 95,45 | 15,9 |
| Xo/Ju | 7.889 | 97,89 | 15,5 |
| Ve/Vi | 9.470 | 117,51 | 12,2 |
| Sa | 7.707 | 95,63 | 5,7 |
| Do | 8.218 | 101,97 | 3,2 |
| Lab | 8.087 | 100,35 | 14,7 |
| Fes | 8.230 | 102,12 | 4,8 |

**Día Medio**

| | Lab. | Fes. | Medio |
|----|--------------|--------------|--------------|
| 00 | 76 | 117 | 88 |
| 01 | 45 | 87 | 57 |
| 02 | 27 | 55 | 35 |
| 03 | 23 | 39 | 28 |
| 04 | 33 | 39 | 35 |
| 05 | 60 | 43 | 56 |
| 06 | 146 | 74 | 124 |
| 07 | 364 | 133 | 295 |
| 08 | 518 | 197 | 424 |
| 09 | 528 | 259 | 457 |
| 10 | 493 | 347 | 466 |
| 11 | 472 | 444 | 485 |
| 12 | 464 | 506 | 499 |
| 13 | 438 | 483 | 469 |
| 14 | 431 | 346 | 417 |
| 15 | 481 | 337 | 442 |
| 16 | 524 | 489 | 507 |
| 17 | 536 | 640 | 546 |
| 18 | 567 | 768 | 590 |
| 19 | 587 | 851 | 621 |
| 20 | 533 | 783 | 573 |
| 21 | 380 | 587 | 424 |
| 22 | 233 | 381 | 269 |
| 23 | 128 | 225 | 152 |
| | 8.087 | 8.230 | 8.059 |



Estación: **AG-53(71)**Tipo: **PER****MEMORIA DE AFOROS 2017**Rede/Red: **VAC**IMD: **7.887**

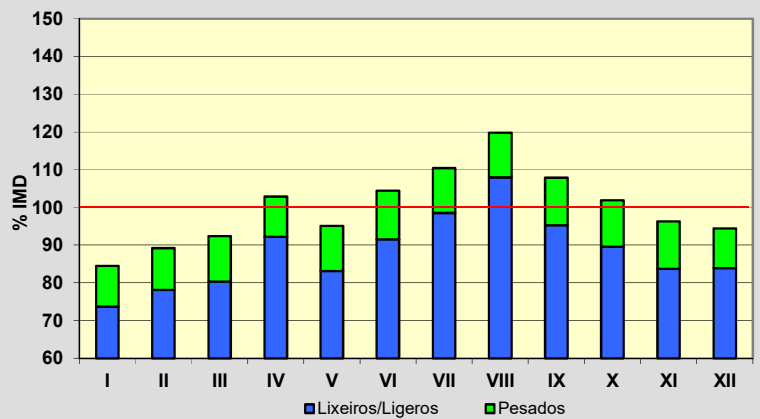
Nome/Nombre:

Carballiño (AG-53)IMDp: **929** I₃₀: **996**

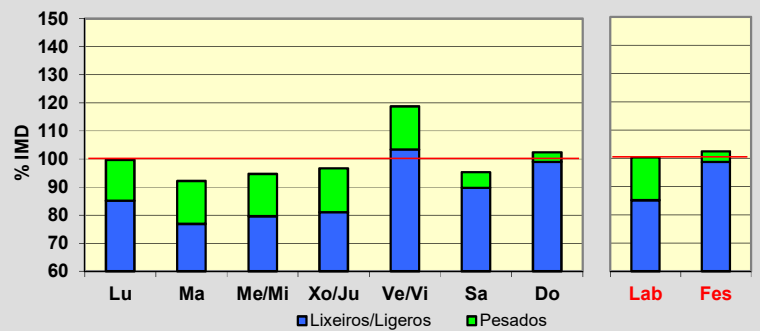
Treito/Tramo:

Enl. Piñor (N-525) - Enl. Cea (OU-504)% Pes.: **11,8** I₁₅₀: **821****Variación Mensual**

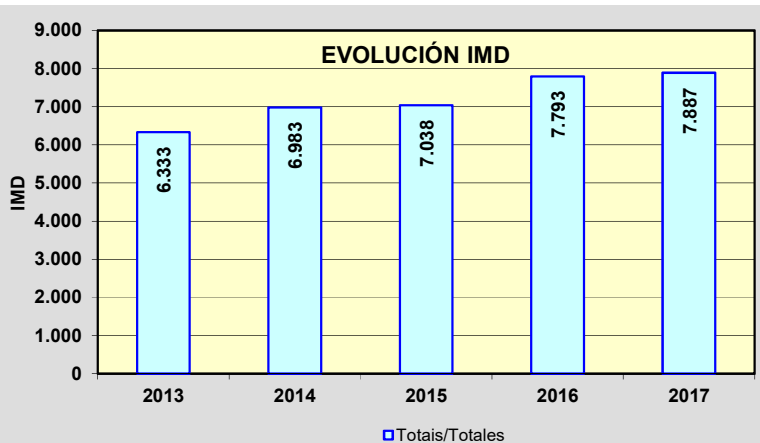
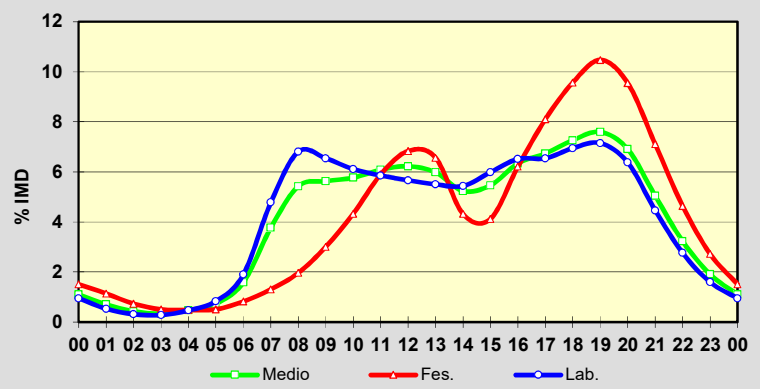
| | I.M.D. | % I.M.D. | % Pes. |
|------|--------|----------|--------|
| I | 6.663 | 84,48 | 12,8 |
| II | 7.037 | 89,22 | 12,4 |
| III | 7.288 | 92,41 | 13,1 |
| IV | 8.115 | 102,89 | 10,4 |
| V | 7.502 | 95,12 | 12,5 |
| VI | 8.236 | 104,43 | 12,3 |
| VII | 8.710 | 110,43 | 10,8 |
| VIII | 9.447 | 119,78 | 9,9 |
| IX | 8.506 | 107,85 | 11,7 |
| X | 8.037 | 101,90 | 12,1 |
| XI | 7.596 | 96,31 | 13,0 |
| XII | 7.449 | 94,45 | 11,2 |

**Semana Media**

| | I.M.D. | % I.M.D. | % Pes. |
|-------|--------|----------|--------|
| Lu | 7.863 | 99,70 | 14,6 |
| Ma | 7.270 | 92,18 | 16,6 |
| Me/Mi | 7.467 | 94,67 | 15,9 |
| Xo/Ju | 7.628 | 96,72 | 16,2 |
| Ve/Vi | 9.364 | 118,73 | 12,9 |
| Sa | 7.515 | 95,28 | 5,8 |
| Do | 8.077 | 102,41 | 3,3 |
| Lab | 7.914 | 100,34 | 15,1 |
| Fes | 8.079 | 102,43 | 3,7 |

**Día Medio**

| | Lab. | Fes. | Medio |
|----|--------------|--------------|--------------|
| 00 | 75 | 119 | 87 |
| 01 | 42 | 90 | 56 |
| 02 | 25 | 58 | 34 |
| 03 | 22 | 40 | 27 |
| 04 | 37 | 38 | 37 |
| 05 | 66 | 40 | 58 |
| 06 | 150 | 65 | 125 |
| 07 | 377 | 103 | 297 |
| 08 | 537 | 155 | 428 |
| 09 | 516 | 237 | 444 |
| 10 | 482 | 341 | 455 |
| 11 | 462 | 465 | 480 |
| 12 | 447 | 539 | 491 |
| 13 | 434 | 518 | 472 |
| 14 | 429 | 341 | 413 |
| 15 | 472 | 325 | 431 |
| 16 | 514 | 490 | 500 |
| 17 | 516 | 639 | 531 |
| 18 | 548 | 755 | 573 |
| 19 | 564 | 826 | 599 |
| 20 | 503 | 753 | 545 |
| 21 | 352 | 561 | 398 |
| 22 | 218 | 366 | 255 |
| 23 | 126 | 215 | 151 |
| | 7.914 | 8.079 | 7.887 |



Estación: **AG-53(74)**Tipo: **COM****MEMORIA DE AFOROS 2017**Rede/Red: **VAC**IMD: **7.304**

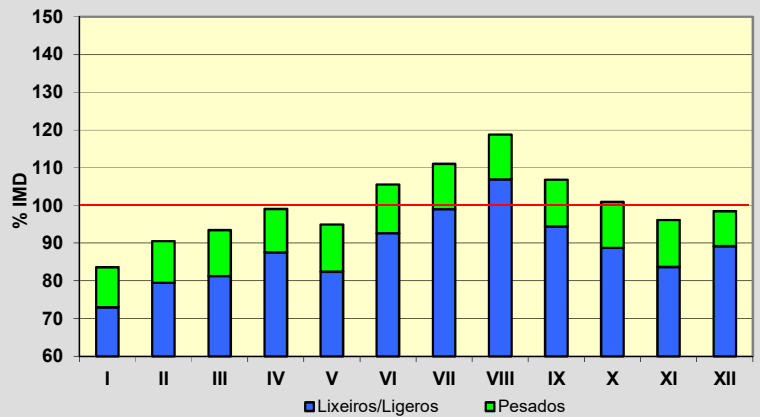
Nome/Nombre:

Maside (AG-53)IMDp: **859** I₃₀: **924**

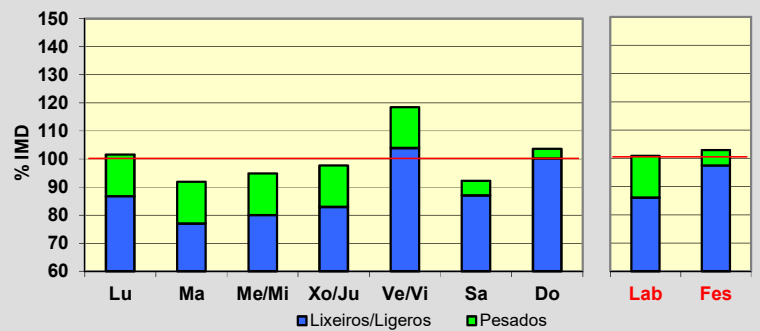
Treito/Tramo:

Enl. Cea (OU-504) - Enl. AG-54% Pes.: **11,8** I₁₅₀: **784****Variación Mensual**

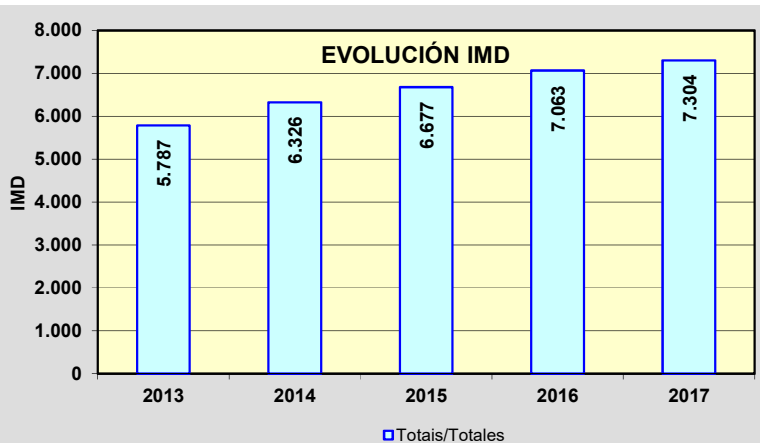
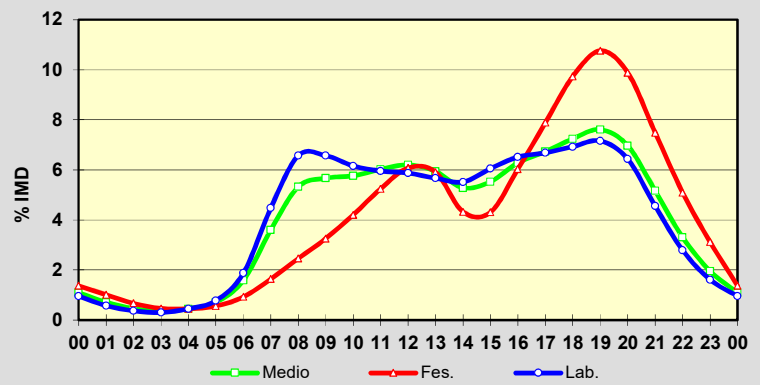
| | I.M.D. | % I.M.D. | % Pes. |
|------|--------|----------|--------|
| I | 6.108 | 83,63 | 12,7 |
| II | 6.613 | 90,54 | 12,2 |
| III | 6.828 | 93,48 | 13,0 |
| IV | 7.234 | 99,04 | 11,6 |
| V | 6.935 | 94,95 | 13,2 |
| VI | 7.708 | 105,53 | 12,2 |
| VII | 8.106 | 110,98 | 10,8 |
| VIII | 8.675 | 118,77 | 10,0 |
| IX | 7.805 | 106,86 | 11,7 |
| X | 7.374 | 100,96 | 12,1 |
| XI | 7.020 | 96,11 | 12,9 |
| XII | 7.190 | 98,44 | 9,4 |

**Semana Media**

| | I.M.D. | % I.M.D. | % Pes. |
|-------|--------|----------|--------|
| Lu | 7.422 | 101,62 | 14,6 |
| Ma | 6.707 | 91,83 | 16,2 |
| Me/Mi | 6.929 | 94,87 | 15,7 |
| Xo/Ju | 7.134 | 97,67 | 15,1 |
| Ve/Vi | 8.655 | 118,50 | 12,3 |
| Sa | 6.741 | 92,29 | 5,6 |
| Do | 7.569 | 103,63 | 3,3 |
| Lab | 7.366 | 100,85 | 14,7 |
| Fes | 7.517 | 102,92 | 5,3 |

**Día Medio**

| | Lab. | Fes. | Medio |
|----|--------------|--------------|--------------|
| 00 | 70 | 100 | 80 |
| 01 | 42 | 74 | 52 |
| 02 | 27 | 49 | 34 |
| 03 | 22 | 34 | 26 |
| 04 | 33 | 33 | 33 |
| 05 | 57 | 41 | 52 |
| 06 | 137 | 68 | 116 |
| 07 | 327 | 120 | 263 |
| 08 | 480 | 180 | 389 |
| 09 | 480 | 238 | 414 |
| 10 | 450 | 307 | 421 |
| 11 | 435 | 383 | 440 |
| 12 | 429 | 444 | 453 |
| 13 | 414 | 432 | 434 |
| 14 | 403 | 316 | 386 |
| 15 | 442 | 315 | 404 |
| 16 | 476 | 441 | 459 |
| 17 | 488 | 576 | 492 |
| 18 | 506 | 711 | 529 |
| 19 | 523 | 786 | 556 |
| 20 | 470 | 722 | 509 |
| 21 | 333 | 547 | 377 |
| 22 | 204 | 372 | 242 |
| 23 | 118 | 228 | 143 |
| | 7.366 | 7.517 | 7.304 |



Estación: **AG-53(85)**Tipo: **PER****MEMORIA DE AFOROS 2017**Rede/Red: **VAC**IMD: **13.783**

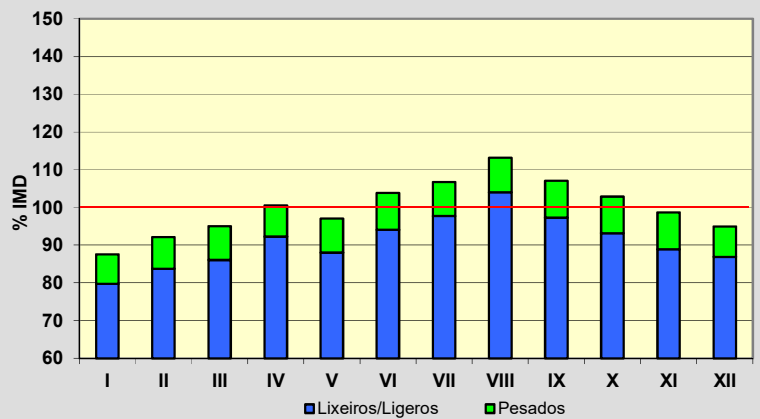
Nome/Nombre:

Barbantes (AG-53)IMDp: **1.238** I₃₀: **1.447**

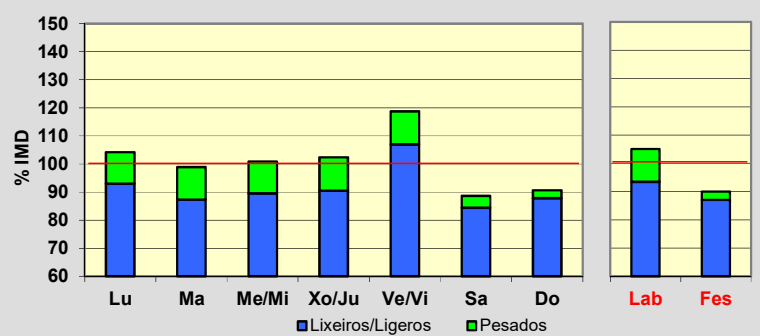
Treito/Tramo:

Enl. AG-54 - Enl. Barbantes (A-52)% Pes.: **9,0** I₁₅₀: **1.259****Variación Mensual**

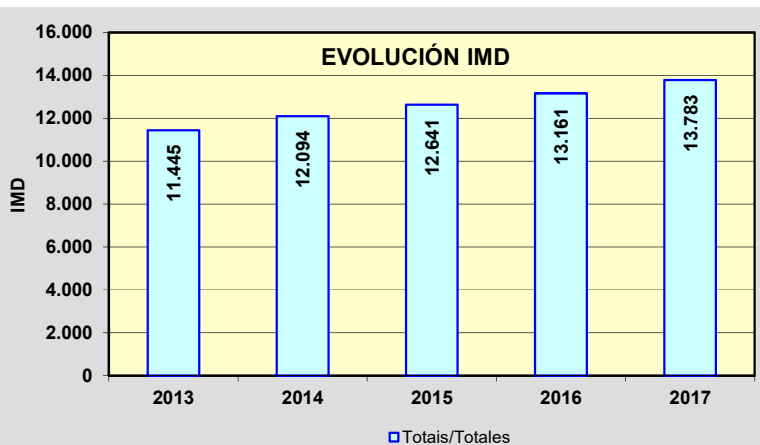
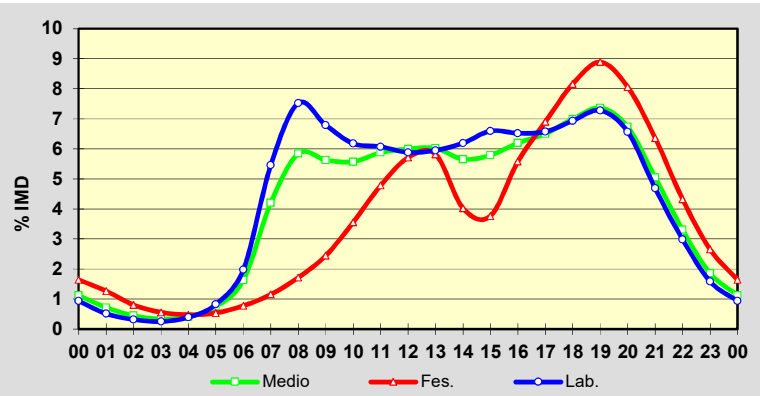
| | I.M.D. | % I.M.D. | % Pes. |
|------|--------|----------|--------|
| I | 12.066 | 87,54 | 8,9 |
| II | 12.692 | 92,08 | 9,0 |
| III | 13.098 | 95,03 | 9,5 |
| IV | 13.849 | 100,48 | 8,1 |
| V | 13.372 | 97,02 | 9,3 |
| VI | 14.311 | 103,83 | 9,4 |
| VII | 14.718 | 106,78 | 8,5 |
| VIII | 15.602 | 113,20 | 8,1 |
| IX | 14.751 | 107,02 | 9,1 |
| X | 14.179 | 102,87 | 9,4 |
| XI | 13.604 | 98,70 | 10,0 |
| XII | 13.089 | 94,96 | 8,5 |

**Semana Media**

| | I.M.D. | % I.M.D. | % Pes. |
|-------|--------|----------|--------|
| Lu | 14.368 | 104,24 | 10,8 |
| Ma | 13.635 | 98,93 | 11,7 |
| Me/Mi | 13.911 | 100,93 | 11,3 |
| Xo/Ju | 14.115 | 102,41 | 11,6 |
| Ve/Vi | 16.364 | 118,73 | 9,9 |
| Sa | 12.215 | 88,62 | 4,7 |
| Do | 12.499 | 90,68 | 3,1 |
| Lab | 14.473 | 105,01 | 11,0 |
| Fes | 12.401 | 89,97 | 3,3 |

**Día Medio**

| | Lab. | Fes. | Medio |
|--------------|---------------|---------------|---------------|
| 00 | 129 | 226 | 155 |
| 01 | 71 | 175 | 99 |
| 02 | 44 | 111 | 62 |
| 03 | 35 | 77 | 46 |
| 04 | 54 | 66 | 57 |
| 05 | 114 | 74 | 103 |
| 06 | 273 | 107 | 225 |
| 07 | 753 | 159 | 579 |
| 08 | 1.037 | 237 | 805 |
| 09 | 936 | 337 | 776 |
| 10 | 852 | 490 | 768 |
| 11 | 837 | 659 | 810 |
| 12 | 811 | 787 | 826 |
| 13 | 820 | 802 | 830 |
| 14 | 853 | 555 | 780 |
| 15 | 909 | 519 | 798 |
| 16 | 899 | 769 | 854 |
| 17 | 906 | 951 | 896 |
| 18 | 956 | 1.125 | 963 |
| 19 | 1.003 | 1.225 | 1.015 |
| 20 | 905 | 1.111 | 928 |
| 21 | 646 | 877 | 696 |
| 22 | 411 | 596 | 456 |
| 23 | 219 | 366 | 256 |
| Total | 14.473 | 12.401 | 13.783 |



Estación: **AG-54(0)**Tipo: **COM****MEMORIA DE AFOROS 2017**Rede/Red: **VAC**IMD: **6.909**

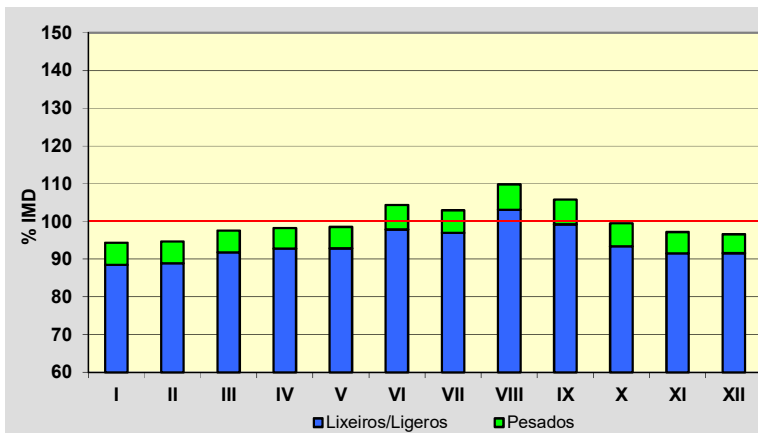
Nome/Nombre:

Maside (AG-54)IMDp: **410** I₃₀: **654**

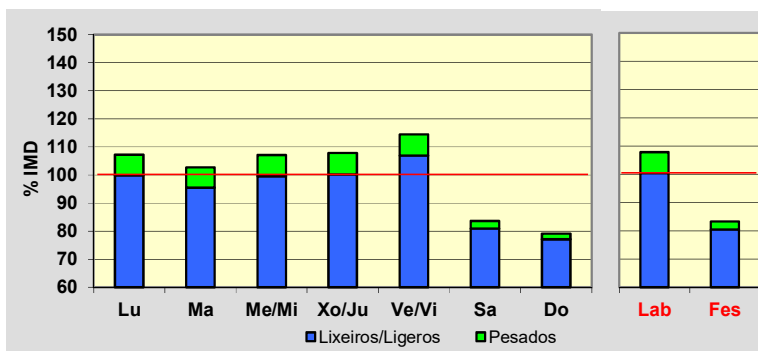
Treito/Tramo:

AG-53 - Enl. Maside Centro% Pes.: **5,9** I₁₅₀: **596****Variación Mensual**

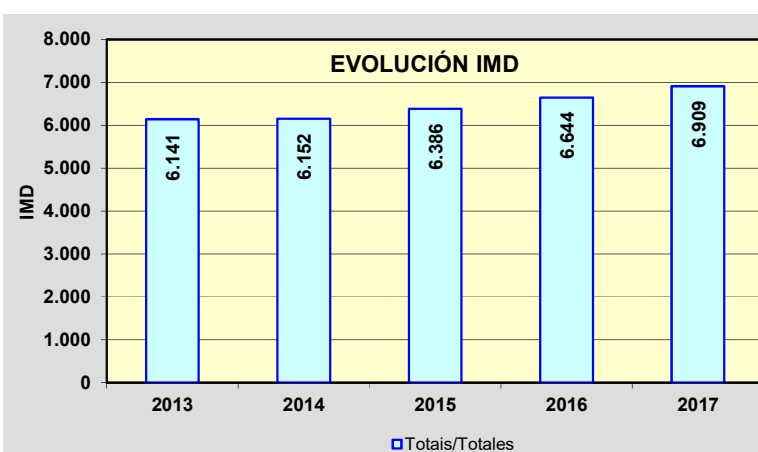
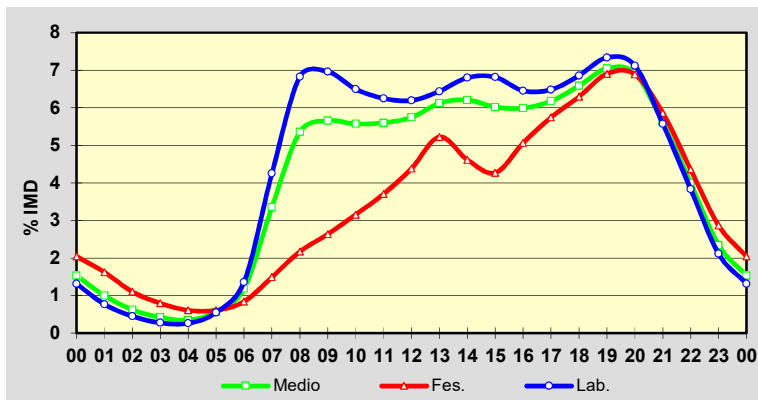
| | I.M.D. | % I.M.D. | % Pes. |
|------|--------|----------|--------|
| I | 6.519 | 94,36 | 6,2 |
| II | 6.541 | 94,67 | 6,1 |
| III | 6.742 | 97,58 | 5,9 |
| IV | 6.787 | 98,23 | 5,6 |
| V | 6.808 | 98,54 | 5,8 |
| VI | 7.212 | 104,39 | 6,2 |
| VII | 7.113 | 102,95 | 5,8 |
| VIII | 7.588 | 109,83 | 6,1 |
| IX | 7.309 | 105,79 | 6,3 |
| X | 6.874 | 99,49 | 6,1 |
| XI | 6.715 | 97,19 | 5,8 |
| XII | 6.674 | 96,60 | 5,2 |

**Semana Media**

| | I.M.D. | % I.M.D. | % Pes. |
|-------|--------|----------|--------|
| Lu | 7.409 | 107,24 | 6,8 |
| Ma | 7.097 | 102,72 | 7,0 |
| Me/Mi | 7.398 | 107,08 | 7,0 |
| Xo/Ju | 7.446 | 107,77 | 7,0 |
| Ve/Vi | 7.904 | 114,40 | 6,6 |
| Sa | 5.778 | 83,63 | 3,2 |
| Do | 5.466 | 79,11 | 2,5 |
| Lab | 7.449 | 107,82 | 6,9 |
| Fes | 5.752 | 83,25 | 3,4 |

**Día Medio**

| | Lab. | Fes. | Medio |
|----|--------------|--------------|--------------|
| 00 | 91 | 141 | 106 |
| 01 | 53 | 112 | 69 |
| 02 | 31 | 76 | 43 |
| 03 | 19 | 55 | 29 |
| 04 | 18 | 42 | 24 |
| 05 | 38 | 42 | 39 |
| 06 | 94 | 58 | 82 |
| 07 | 294 | 103 | 232 |
| 08 | 472 | 150 | 370 |
| 09 | 481 | 182 | 391 |
| 10 | 449 | 218 | 385 |
| 11 | 432 | 256 | 387 |
| 12 | 428 | 303 | 397 |
| 13 | 445 | 361 | 423 |
| 14 | 470 | 319 | 429 |
| 15 | 471 | 295 | 416 |
| 16 | 446 | 350 | 414 |
| 17 | 448 | 397 | 427 |
| 18 | 474 | 435 | 455 |
| 19 | 507 | 477 | 487 |
| 20 | 492 | 476 | 478 |
| 21 | 385 | 405 | 388 |
| 22 | 265 | 301 | 276 |
| 23 | 146 | 198 | 162 |
| | 7.449 | 5.752 | 6.909 |



Estación: **AG-54(2)**Tipo: **PER**

MEMORIA DE AFOROS 2017

Rede/Red: **VAC**IMD: **6.784**

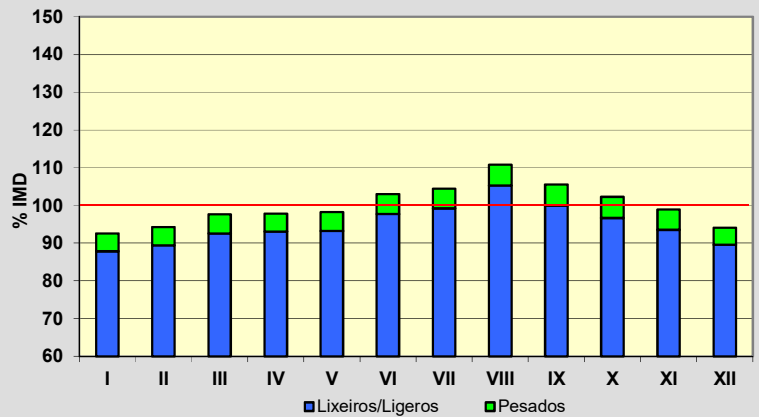
Nome/Nombre:

O Carballiño (AG-54)IMDp: **348** I₃₀: **616**

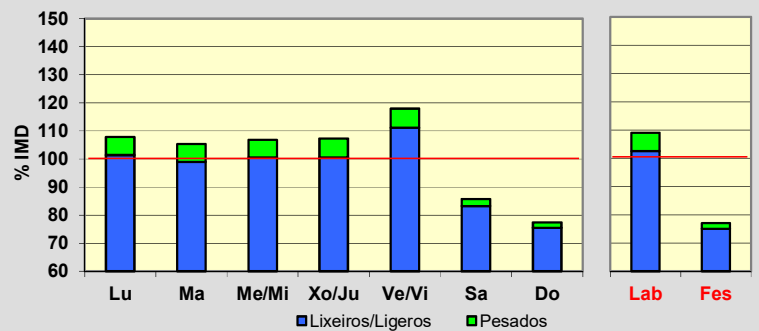
Treito/Tramo:

Enl. Maside Centro - O Carballiño (N-541)% Pes.: **5,1** I₁₅₀: **572****Variación Mensual**

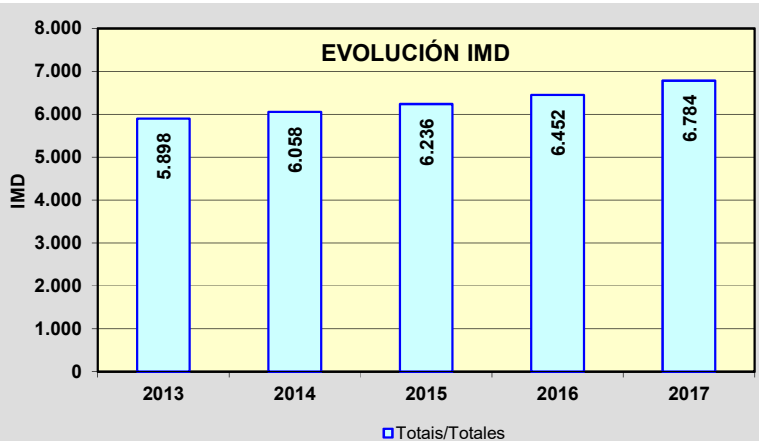
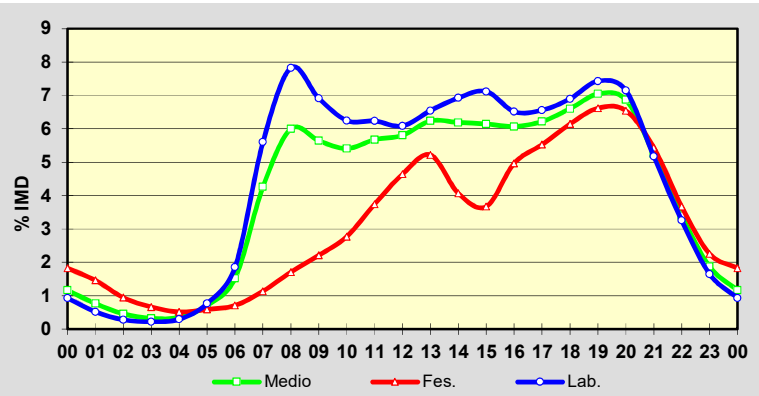
| | I.M.D. | % I.M.D. | % Pes. |
|------|--------|----------|--------|
| I | 6.282 | 92,60 | 5,2 |
| II | 6.394 | 94,25 | 5,1 |
| III | 6.623 | 97,63 | 5,2 |
| IV | 6.634 | 97,79 | 4,8 |
| V | 6.664 | 98,23 | 5,1 |
| VI | 6.991 | 103,05 | 5,2 |
| VII | 7.083 | 104,41 | 5,0 |
| VIII | 7.517 | 110,80 | 5,0 |
| IX | 7.163 | 105,59 | 5,4 |
| X | 6.938 | 102,27 | 5,5 |
| XI | 6.711 | 98,92 | 5,5 |
| XII | 6.383 | 94,09 | 4,8 |

**Semana Media**

| | I.M.D. | % I.M.D. | % Pes. |
|-------|--------|----------|--------|
| Lu | 7.314 | 107,81 | 6,0 |
| Ma | 7.141 | 105,26 | 5,9 |
| Me/Mi | 7.247 | 106,82 | 5,9 |
| Xo/Ju | 7.283 | 107,36 | 6,3 |
| Ve/Vi | 7.999 | 117,91 | 5,7 |
| Sa | 5.819 | 85,78 | 3,0 |
| Do | 5.253 | 77,43 | 2,5 |
| Lab | 7.395 | 109,01 | 5,9 |
| Fes | 5.227 | 77,05 | 2,6 |

**Día Medio**

| | Lab. | Fes. | Medio |
|----|--------------|--------------|--------------|
| 00 | 63 | 124 | 79 |
| 01 | 35 | 99 | 52 |
| 02 | 19 | 64 | 31 |
| 03 | 15 | 45 | 22 |
| 04 | 20 | 35 | 24 |
| 05 | 52 | 40 | 48 |
| 06 | 126 | 48 | 103 |
| 07 | 380 | 77 | 289 |
| 08 | 531 | 116 | 407 |
| 09 | 469 | 150 | 383 |
| 10 | 424 | 188 | 367 |
| 11 | 423 | 254 | 385 |
| 12 | 413 | 315 | 394 |
| 13 | 444 | 354 | 423 |
| 14 | 470 | 276 | 420 |
| 15 | 483 | 249 | 417 |
| 16 | 442 | 337 | 412 |
| 17 | 445 | 375 | 422 |
| 18 | 468 | 417 | 448 |
| 19 | 504 | 449 | 478 |
| 20 | 485 | 444 | 466 |
| 21 | 351 | 369 | 356 |
| 22 | 221 | 249 | 231 |
| 23 | 112 | 153 | 127 |
| | 7.395 | 5.227 | 6.784 |



Estación: **OU-101(3)**Tipo: **COM****MEMORIA DE AFOROS 2017**Rede/Red: **PC**IMD: **3.533**

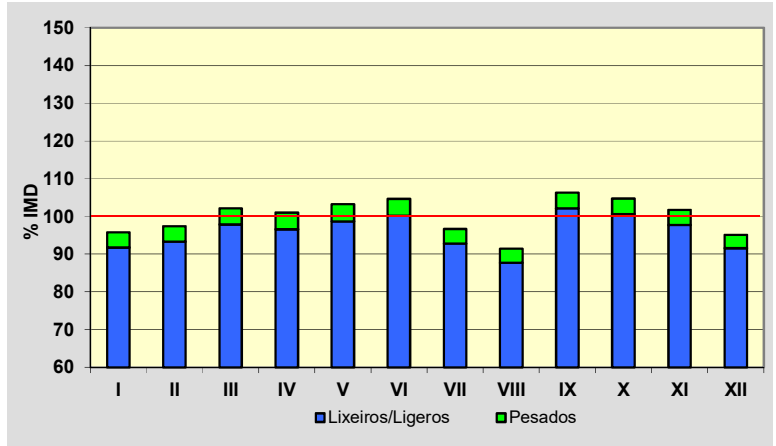
Nome/Nombre:

Santa Mariña (OU-101)IMDp: **145** I₃₀: **382**

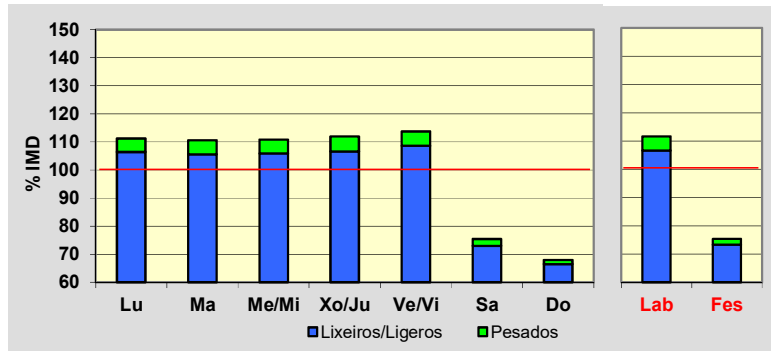
Treito/Tramo:

Os Viros (OU-510) - P.I. (OU-537)% Pes.: **4,1** I₁₅₀: **352****Variación Mensual**

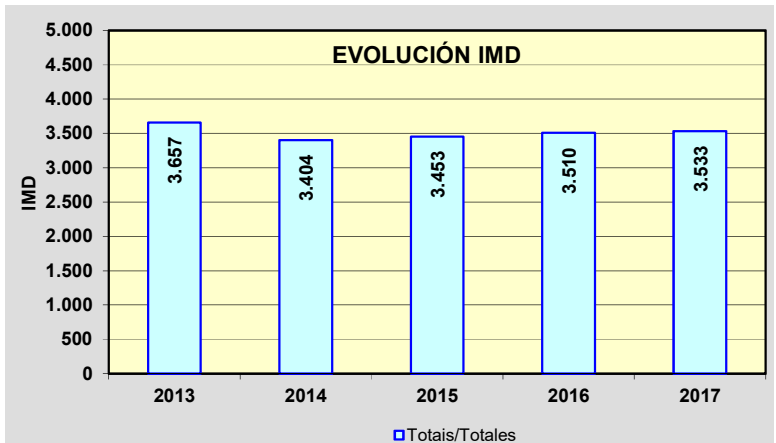
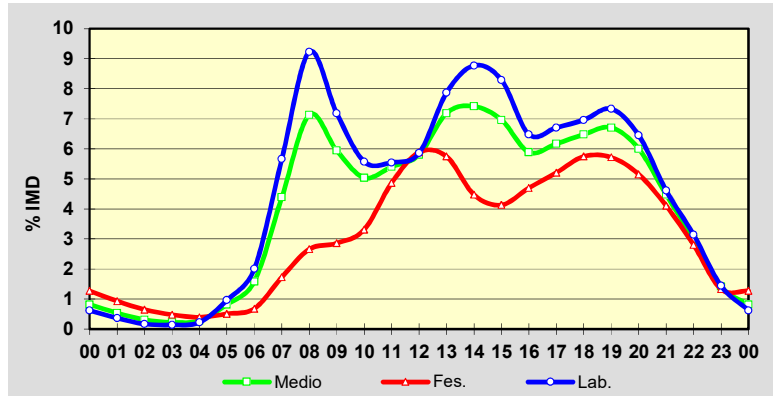
| | I.M.D. | % I.M.D. | % Pes. |
|------|--------|----------|--------|
| I | 3.385 | 95,81 | 4,3 |
| II | 3.441 | 97,40 | 4,2 |
| III | 3.609 | 102,15 | 4,2 |
| IV | 3.569 | 101,02 | 4,4 |
| V | 3.647 | 103,23 | 4,4 |
| VI | 3.697 | 104,64 | 4,3 |
| VII | 3.416 | 96,69 | 4,1 |
| VIII | 3.231 | 91,45 | 4,1 |
| IX | 3.755 | 106,28 | 3,9 |
| X | 3.700 | 104,73 | 3,9 |
| XI | 3.594 | 101,73 | 4,0 |
| XII | 3.360 | 95,10 | 3,7 |

**Semana Media**

| | I.M.D. | % I.M.D. | % Pes. |
|-------|--------|----------|--------|
| Lu | 3.929 | 111,21 | 4,3 |
| Ma | 3.908 | 110,61 | 4,5 |
| Me/Mi | 3.914 | 110,78 | 4,4 |
| Xo/Ju | 3.953 | 111,89 | 4,7 |
| Ve/Vi | 4.018 | 113,73 | 4,5 |
| Sa | 2.663 | 75,38 | 3,1 |
| Do | 2.402 | 67,99 | 2,2 |
| Lab | 3.944 | 111,63 | 4,5 |
| Fes | 2.662 | 75,35 | 2,7 |

**Día Medio**

| | Lab. | Fes. | Medio |
|----|--------------|--------------|--------------|
| 00 | 22 | 45 | 29 |
| 01 | 13 | 33 | 19 |
| 02 | 6 | 23 | 11 |
| 03 | 5 | 17 | 8 |
| 04 | 8 | 14 | 10 |
| 05 | 34 | 18 | 29 |
| 06 | 71 | 24 | 56 |
| 07 | 200 | 61 | 155 |
| 08 | 326 | 94 | 252 |
| 09 | 254 | 101 | 210 |
| 10 | 197 | 117 | 178 |
| 11 | 196 | 172 | 191 |
| 12 | 207 | 208 | 205 |
| 13 | 278 | 203 | 254 |
| 14 | 310 | 158 | 262 |
| 15 | 293 | 146 | 246 |
| 16 | 229 | 166 | 208 |
| 17 | 237 | 184 | 218 |
| 18 | 246 | 203 | 229 |
| 19 | 259 | 202 | 237 |
| 20 | 228 | 182 | 212 |
| 21 | 163 | 145 | 158 |
| 22 | 111 | 99 | 106 |
| 23 | 51 | 47 | 50 |
| | 3.944 | 2.662 | 3.533 |



Estación: **OU-101(18)**Tipo: **COM****MEMORIA DE AFOROS 2017**Rede/Red: **PC**IMD: **1.979**

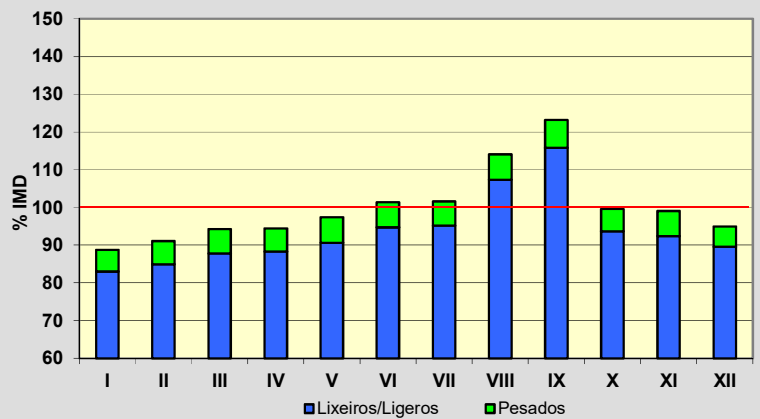
Nome/Nombre:

Maceda (OU-101)IMDp: **126** I₃₀: **251**

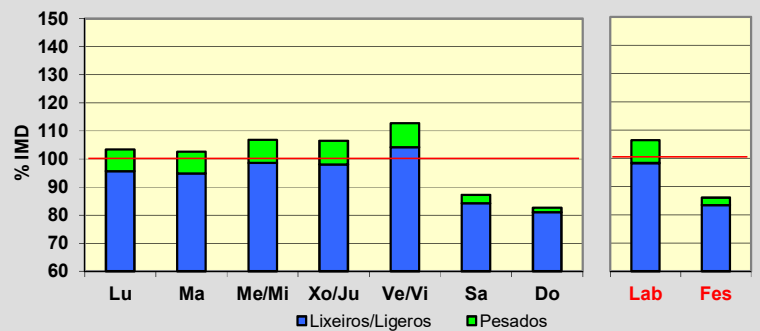
Treito/Tramo:

OU-102 - Maceda (OU-104)% Pes.: **6,4** I₁₅₀: **189****Variación Mensual**

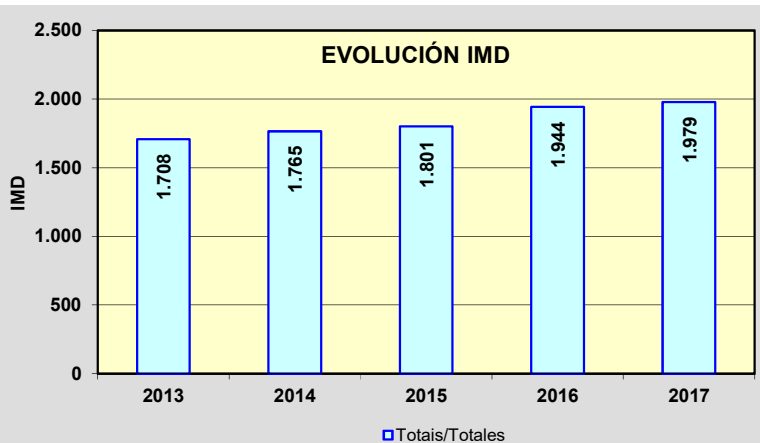
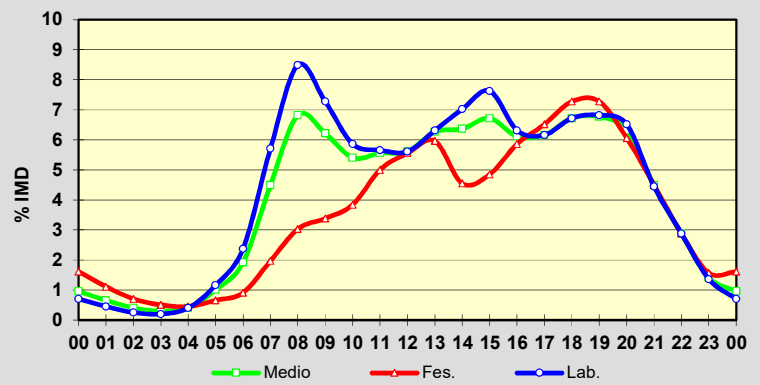
| | I.M.D. | % I.M.D. | % Pes. |
|------|--------|----------|--------|
| I | 1.757 | 88,78 | 6,5 |
| II | 1.802 | 91,06 | 6,7 |
| III | 1.866 | 94,29 | 6,9 |
| IV | 1.869 | 94,44 | 6,5 |
| V | 1.928 | 97,42 | 7,0 |
| VI | 2.006 | 101,36 | 6,6 |
| VII | 2.011 | 101,62 | 6,3 |
| VIII | 2.257 | 114,05 | 5,9 |
| IX | 2.438 | 123,19 | 6,0 |
| X | 1.971 | 99,60 | 5,9 |
| XI | 1.960 | 99,04 | 6,7 |
| XII | 1.879 | 94,95 | 5,7 |

**Semana Media**

| | I.M.D. | % I.M.D. | % Pes. |
|-------|--------|----------|--------|
| Lu | 2.046 | 103,39 | 7,4 |
| Ma | 2.030 | 102,58 | 7,5 |
| Me/Mi | 2.113 | 106,77 | 7,7 |
| Xo/Ju | 2.107 | 106,47 | 7,8 |
| Ve/Vi | 2.231 | 112,73 | 7,5 |
| Sa | 1.726 | 87,22 | 3,4 |
| Do | 1.635 | 82,62 | 2,0 |
| Lab | 2.105 | 106,37 | 7,6 |
| Fes | 1.703 | 86,05 | 3,1 |

**Día Medio**

| | Lab. | Fes. | Medio |
|--------------|--------------|--------------|--------------|
| 00 | 14 | 32 | 19 |
| 01 | 9 | 22 | 13 |
| 02 | 5 | 14 | 8 |
| 03 | 4 | 10 | 6 |
| 04 | 8 | 9 | 8 |
| 05 | 23 | 13 | 20 |
| 06 | 47 | 18 | 38 |
| 07 | 113 | 39 | 89 |
| 08 | 168 | 60 | 135 |
| 09 | 144 | 67 | 123 |
| 10 | 116 | 76 | 107 |
| 11 | 112 | 99 | 110 |
| 12 | 111 | 110 | 111 |
| 13 | 125 | 118 | 124 |
| 14 | 139 | 90 | 126 |
| 15 | 151 | 96 | 133 |
| 16 | 125 | 116 | 121 |
| 17 | 122 | 129 | 122 |
| 18 | 133 | 144 | 133 |
| 19 | 135 | 144 | 134 |
| 20 | 129 | 120 | 125 |
| 21 | 88 | 89 | 89 |
| 22 | 57 | 57 | 57 |
| 23 | 27 | 31 | 28 |
| Total | 2.105 | 1.703 | 1.979 |



Estación: **OU-103(1)**Tipo: **PER****MEMORIA DE AFOROS 2017**Rede/Red: **S**IMD: **1.660**

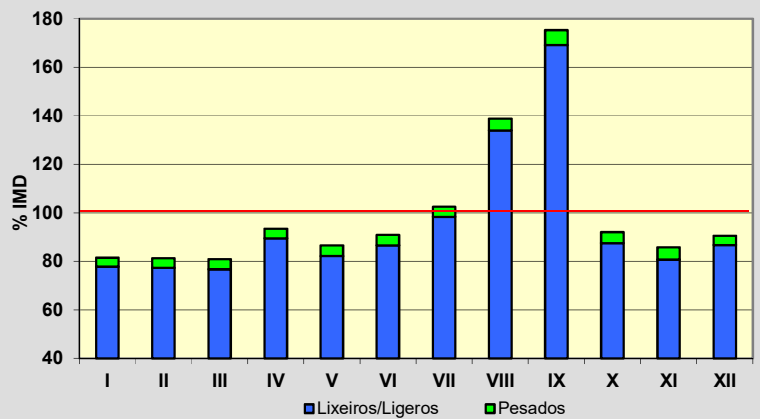
Nome/Nombre:

Maceda (OU-103)IMDp: **74** I₃₀: **442**

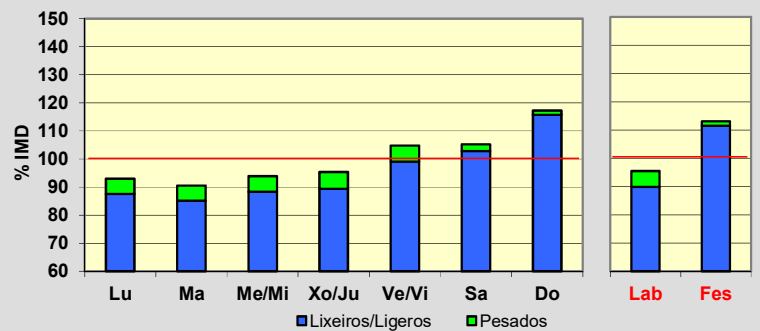
Treito/Tramo:

Maceda (OU-104) - Os Milagres% Pes.: **4,5** I₁₅₀: **213****Variación Mensual**

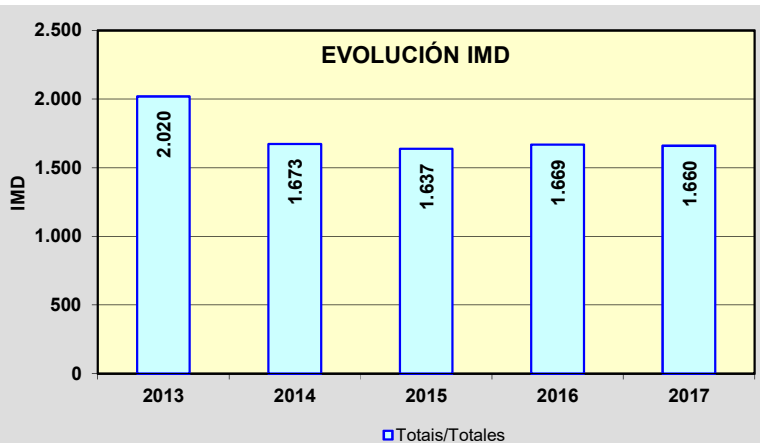
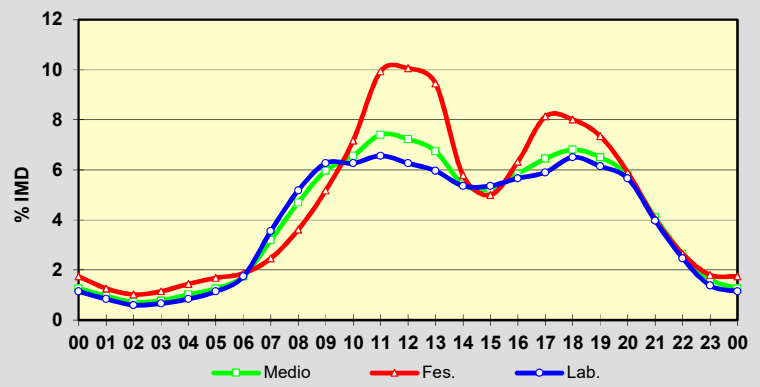
| | I.M.D. | % I.M.D. | % Pes. |
|------|--------|----------|--------|
| I | 1.352 | 81,45 | 4,6 |
| II | 1.349 | 81,27 | 4,9 |
| III | 1.343 | 80,90 | 5,1 |
| IV | 1.552 | 93,49 | 4,3 |
| V | 1.438 | 86,63 | 5,1 |
| VI | 1.508 | 90,84 | 4,7 |
| VII | 1.701 | 102,47 | 4,1 |
| VIII | 2.305 | 138,86 | 3,5 |
| IX | 2.911 | 175,36 | 3,5 |
| X | 1.528 | 92,05 | 5,0 |
| XI | 1.424 | 85,78 | 6,0 |
| XII | 1.503 | 90,54 | 4,3 |

**Semana Media**

| | I.M.D. | % I.M.D. | % Pes. |
|-------|--------|----------|--------|
| Lu | 1.544 | 93,01 | 5,9 |
| Ma | 1.504 | 90,60 | 6,1 |
| Me/Mi | 1.558 | 93,86 | 5,8 |
| Xo/Ju | 1.583 | 95,36 | 6,3 |
| Ve/Vi | 1.740 | 104,82 | 5,5 |
| Sa | 1.746 | 105,18 | 2,2 |
| Do | 1.946 | 117,23 | 1,3 |
| Lab | 1.585 | 95,48 | 5,9 |
| Fes | 1.877 | 113,07 | 1,4 |

**Día Medio**

| | Lab. | Fes. | Medio |
|--------------|--------------|--------------|--------------|
| 00 | 19 | 29 | 21 |
| 01 | 14 | 21 | 16 |
| 02 | 10 | 17 | 12 |
| 03 | 11 | 19 | 13 |
| 04 | 14 | 24 | 17 |
| 05 | 19 | 28 | 21 |
| 06 | 29 | 31 | 29 |
| 07 | 59 | 41 | 53 |
| 08 | 86 | 60 | 78 |
| 09 | 104 | 86 | 99 |
| 10 | 104 | 119 | 109 |
| 11 | 109 | 165 | 123 |
| 12 | 104 | 167 | 120 |
| 13 | 99 | 157 | 112 |
| 14 | 89 | 96 | 90 |
| 15 | 89 | 83 | 87 |
| 16 | 94 | 105 | 97 |
| 17 | 98 | 135 | 107 |
| 18 | 108 | 133 | 113 |
| 19 | 102 | 122 | 108 |
| 20 | 94 | 98 | 96 |
| 21 | 66 | 67 | 68 |
| 22 | 41 | 44 | 44 |
| 23 | 23 | 30 | 27 |
| Total | 1.585 | 1.877 | 1.660 |



Estación: **OU-113(3)**Tipo: **COM****MEMORIA DE AFOROS 2017**Rede/Red: **S**IMD: **2.315**

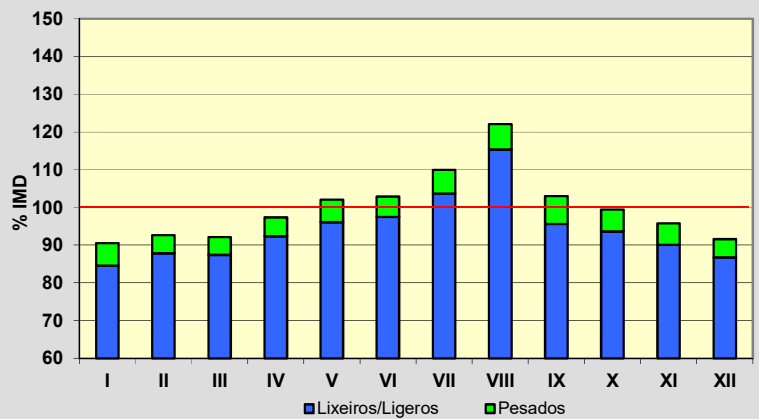
Nome/Nombre:

Caldeliñas (OU-113)IMDp: **133** I₃₀: **244**

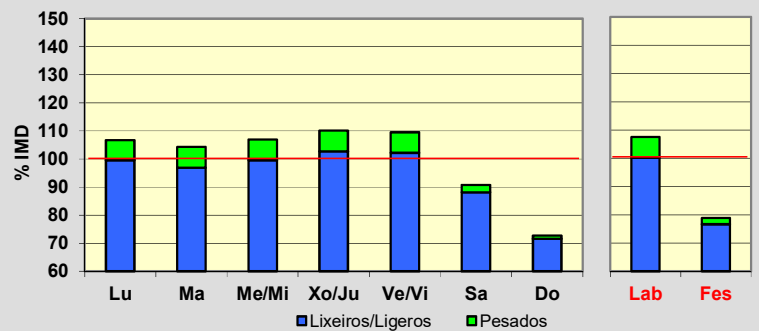
Treito/Tramo:

Caldeliñas (OU-114) - Castrelo do Val (OU-1001)% Pes.: **5,7** I₁₅₀: **219****Variación Mensual**

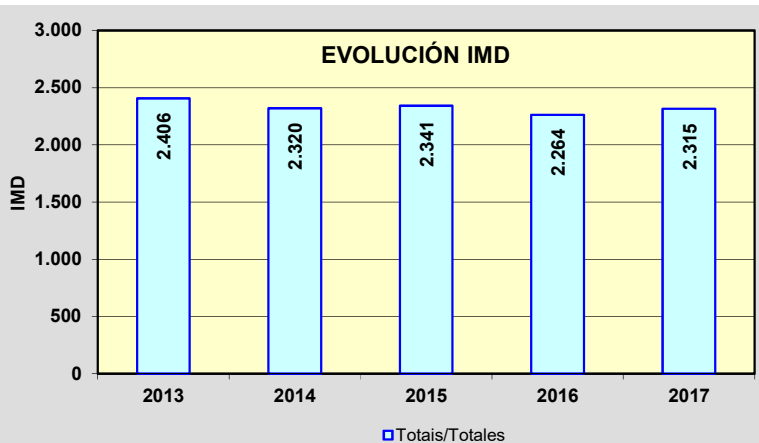
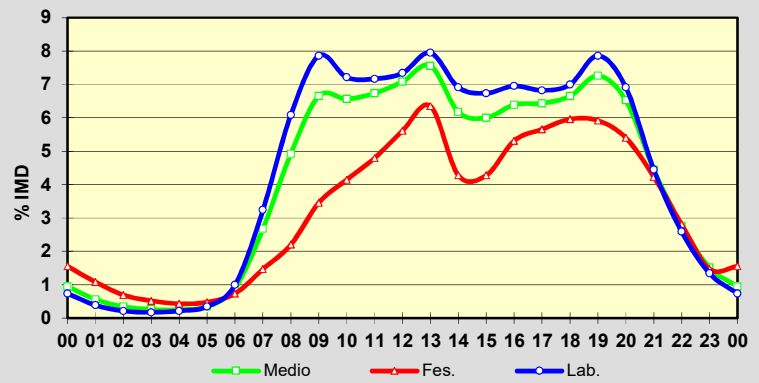
| | I.M.D. | % I.M.D. | % Pes. |
|------|--------|----------|--------|
| I | 2.096 | 90,54 | 6,6 |
| II | 2.144 | 92,61 | 5,1 |
| III | 2.133 | 92,14 | 5,2 |
| IV | 2.253 | 97,32 | 5,1 |
| V | 2.363 | 102,07 | 5,9 |
| VI | 2.382 | 102,89 | 5,2 |
| VII | 2.545 | 109,94 | 5,7 |
| VIII | 2.825 | 122,03 | 5,5 |
| IX | 2.385 | 103,02 | 7,2 |
| X | 2.302 | 99,44 | 5,9 |
| XI | 2.218 | 95,81 | 6,0 |
| XII | 2.121 | 91,62 | 5,3 |

**Semana Media**

| | I.M.D. | % I.M.D. | % Pes. |
|-------|--------|----------|--------|
| Lu | 2.470 | 106,70 | 6,6 |
| Ma | 2.414 | 104,28 | 7,1 |
| Me/Mi | 2.475 | 106,91 | 6,9 |
| Xo/Ju | 2.550 | 110,15 | 6,7 |
| Ve/Vi | 2.536 | 109,55 | 6,7 |
| Sa | 2.102 | 90,80 | 2,9 |
| Do | 1.683 | 72,70 | 1,5 |
| Lab | 2.489 | 107,52 | 6,8 |
| Fes | 1.825 | 78,83 | 2,7 |

**Día Medio**

| | Lab. | Fes. | Medio |
|--------------|--------------|--------------|--------------|
| 00 | 17 | 36 | 22 |
| 01 | 9 | 25 | 13 |
| 02 | 5 | 16 | 8 |
| 03 | 4 | 12 | 6 |
| 04 | 5 | 10 | 6 |
| 05 | 8 | 11 | 8 |
| 06 | 23 | 17 | 21 |
| 07 | 75 | 34 | 62 |
| 08 | 141 | 51 | 114 |
| 09 | 182 | 80 | 154 |
| 10 | 167 | 96 | 152 |
| 11 | 166 | 111 | 156 |
| 12 | 170 | 130 | 164 |
| 13 | 184 | 147 | 175 |
| 14 | 160 | 99 | 143 |
| 15 | 156 | 99 | 139 |
| 16 | 161 | 123 | 148 |
| 17 | 158 | 131 | 149 |
| 18 | 162 | 138 | 154 |
| 19 | 182 | 137 | 168 |
| 20 | 160 | 125 | 151 |
| 21 | 103 | 98 | 103 |
| 22 | 60 | 65 | 64 |
| 23 | 31 | 34 | 35 |
| Total | 2.489 | 1.825 | 2.315 |



Estación: **OU-212(25)**Tipo: **COM****MEMORIA DE AFOROS 2017**Rede/Red: **S**IMD: **462**

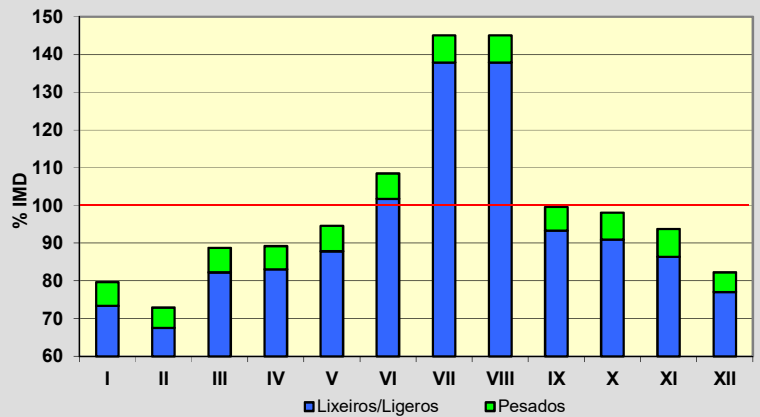
Nome/Nombre:

AviónIMDp: **30** I₃₀: **63**

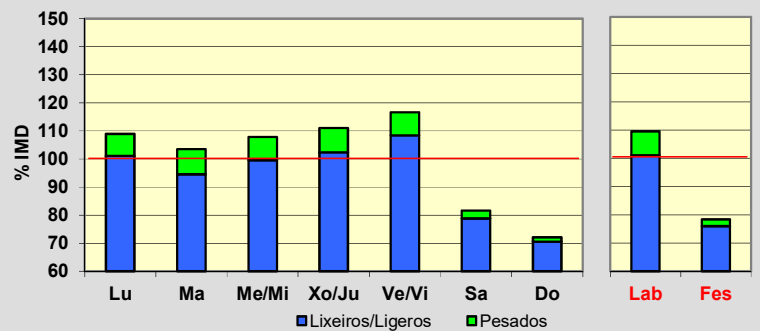
Treito/Tramo:

Avión (Ctra. Dip.) - Pena Corneira (Ctra. Dip.)% Pes.: **6,5** I₁₅₀: **53****Variación Mensual**

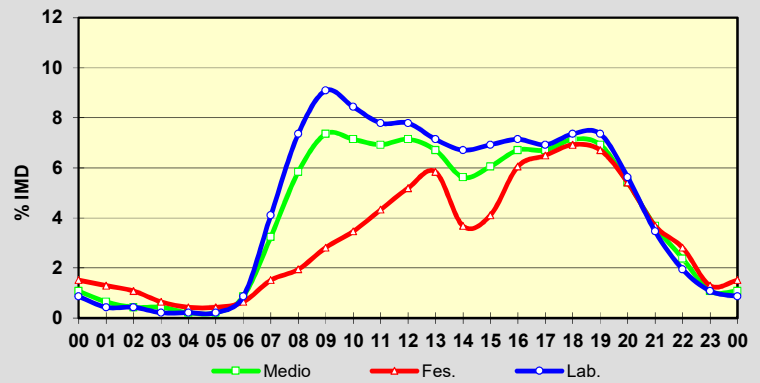
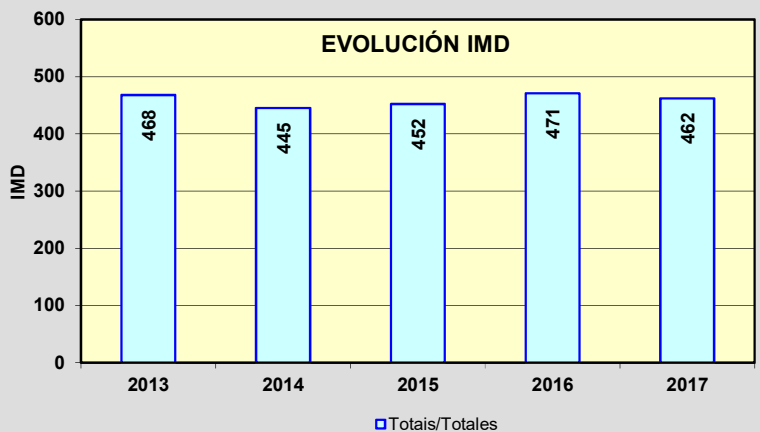
| | I.M.D. | % I.M.D. | % Pes. |
|------|--------|----------|--------|
| I | 368 | 79,65 | 7,9 |
| II | 337 | 72,94 | 7,4 |
| III | 410 | 88,74 | 7,3 |
| IV | 412 | 89,18 | 6,8 |
| V | 437 | 94,59 | 7,1 |
| VI | 501 | 108,44 | 6,2 |
| VII | 670 | 145,02 | 4,9 |
| VIII | 670 | 145,02 | 4,9 |
| IX | 460 | 99,57 | 6,3 |
| X | 453 | 98,05 | 7,3 |
| XI | 433 | 93,72 | 7,9 |
| XII | 380 | 82,25 | 6,3 |

**Semana Media**

| | I.M.D. | % I.M.D. | % Pes. |
|-------|--------|----------|--------|
| Lu | 503 | 108,87 | 7,2 |
| Ma | 478 | 103,46 | 8,6 |
| Me/Mi | 498 | 107,79 | 7,6 |
| Xo/Ju | 513 | 111,04 | 7,8 |
| Ve/Vi | 539 | 116,67 | 7,1 |
| Sa | 377 | 81,60 | 3,4 |
| Do | 333 | 72,08 | 2,1 |
| Lab | 506 | 109,52 | 7,7 |
| Fes | 362 | 78,35 | 3,0 |

**Día Medio**

| | Lab. | Fes. | Medio |
|--------------|------------|------------|------------|
| 00 | 4 | 7 | 5 |
| 01 | 2 | 6 | 3 |
| 02 | 2 | 5 | 2 |
| 03 | 1 | 3 | 2 |
| 04 | 1 | 2 | 1 |
| 05 | 1 | 2 | 1 |
| 06 | 4 | 3 | 4 |
| 07 | 19 | 7 | 15 |
| 08 | 34 | 9 | 27 |
| 09 | 42 | 13 | 34 |
| 10 | 39 | 16 | 33 |
| 11 | 36 | 20 | 32 |
| 12 | 36 | 24 | 33 |
| 13 | 33 | 27 | 31 |
| 14 | 31 | 17 | 26 |
| 15 | 32 | 19 | 28 |
| 16 | 33 | 28 | 31 |
| 17 | 32 | 30 | 31 |
| 18 | 34 | 32 | 33 |
| 19 | 34 | 31 | 32 |
| 20 | 26 | 25 | 25 |
| 21 | 16 | 17 | 17 |
| 22 | 9 | 13 | 11 |
| 23 | 5 | 6 | 5 |
| Total | 506 | 362 | 462 |

**EVOLUCIÓN IMD**

Estación: **OU-301(3)**Tipo: **COM****MEMORIA DE AFOROS 2017**Rede/Red: **S**IMD: **1.521**

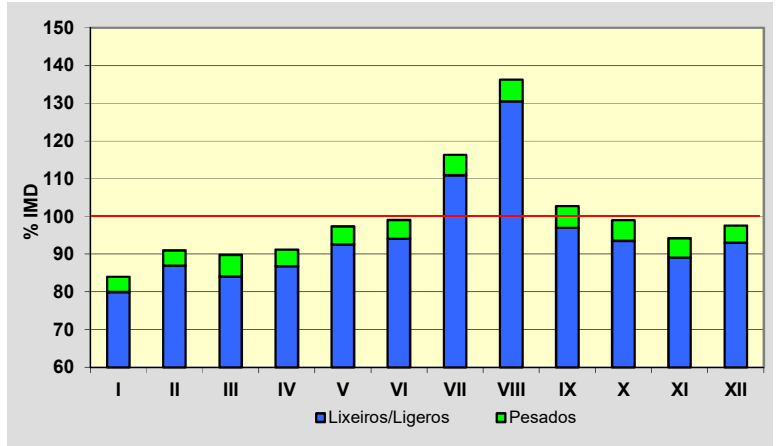
Nome/Nombre:

As LamasIMDp: **76** I₃₀: **185**

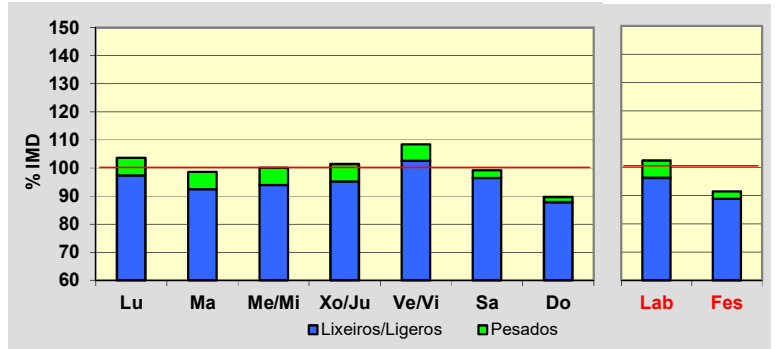
Treito/Tramo:

Xinzo de Limia (N-525) - Ganade (Ctra. Dip.)% Pes.: **5,0** I₁₅₀: **156****Variación Mensual**

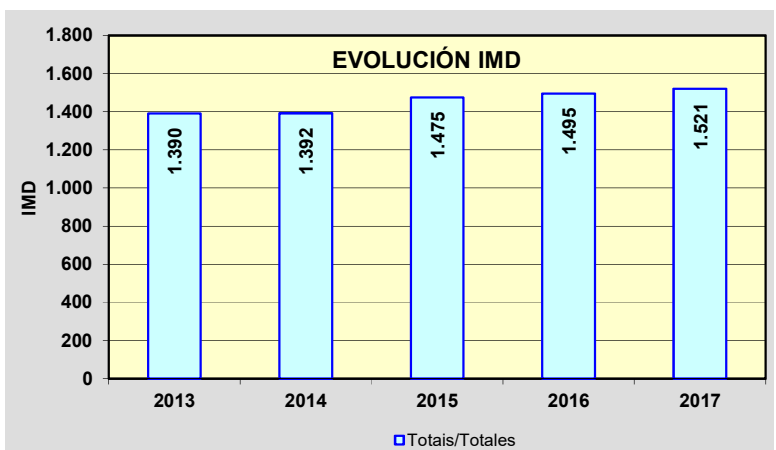
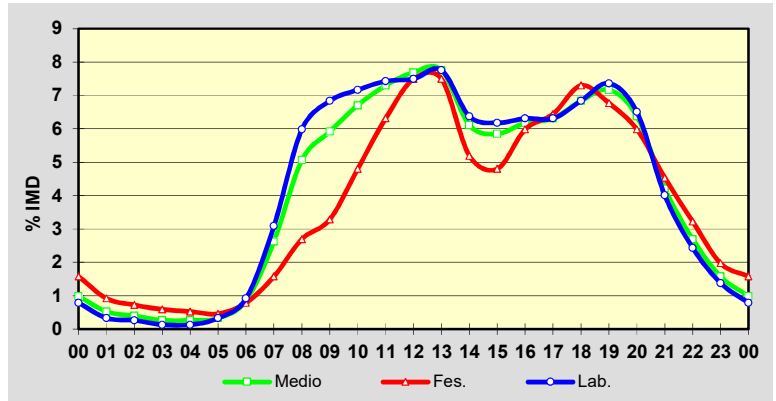
| | I.M.D. | % I.M.D. | % Pes. |
|------|--------|----------|--------|
| I | 1.277 | 83,96 | 4,8 |
| II | 1.384 | 90,99 | 4,4 |
| III | 1.366 | 89,81 | 6,4 |
| IV | 1.387 | 91,19 | 4,8 |
| V | 1.481 | 97,37 | 4,9 |
| VI | 1.507 | 99,08 | 5,0 |
| VII | 1.769 | 116,31 | 4,6 |
| VIII | 2.072 | 136,23 | 4,2 |
| IX | 1.562 | 102,70 | 5,6 |
| X | 1.506 | 99,01 | 5,5 |
| XI | 1.433 | 94,21 | 5,4 |
| XII | 1.484 | 97,57 | 4,6 |

**Semana Media**

| | I.M.D. | % I.M.D. | % Pes. |
|-------|--------|----------|--------|
| Lu | 1.576 | 103,62 | 6,0 |
| Ma | 1.499 | 98,55 | 6,1 |
| Me/Mi | 1.523 | 100,13 | 6,2 |
| Xo/Ju | 1.542 | 101,38 | 6,1 |
| Ve/Vi | 1.649 | 108,42 | 5,3 |
| Sa | 1.508 | 99,15 | 2,7 |
| Do | 1.364 | 89,68 | 2,1 |
| Lab | 1.557 | 102,37 | 6,0 |
| Fes | 1.391 | 91,45 | 2,9 |

**Día Medio**

| | Lab. | Fes. | Medio |
|----|--------------|--------------|--------------|
| 00 | 12 | 24 | 15 |
| 01 | 5 | 14 | 8 |
| 02 | 4 | 11 | 6 |
| 03 | 2 | 9 | 4 |
| 04 | 2 | 8 | 4 |
| 05 | 5 | 7 | 5 |
| 06 | 14 | 12 | 13 |
| 07 | 47 | 24 | 40 |
| 08 | 91 | 41 | 77 |
| 09 | 104 | 50 | 90 |
| 10 | 109 | 73 | 102 |
| 11 | 113 | 96 | 111 |
| 12 | 114 | 114 | 117 |
| 13 | 118 | 114 | 118 |
| 14 | 97 | 79 | 93 |
| 15 | 94 | 73 | 89 |
| 16 | 96 | 91 | 94 |
| 17 | 96 | 98 | 96 |
| 18 | 104 | 111 | 104 |
| 19 | 112 | 103 | 109 |
| 20 | 99 | 91 | 97 |
| 21 | 61 | 69 | 64 |
| 22 | 37 | 49 | 41 |
| 23 | 21 | 30 | 24 |
| | 1.557 | 1.391 | 1.521 |



Estación: **OU-302(2)**Tipo: **COM****MEMORIA DE AFOROS 2017**Rede/Red: **S**IMD: **315**

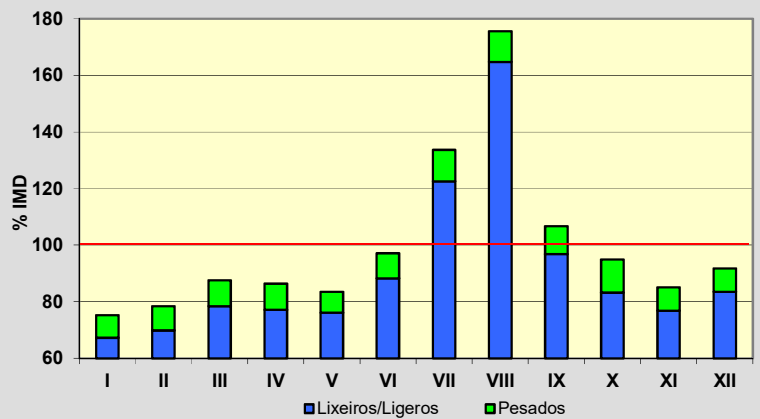
Nome/Nombre:

Ponte Liñares (OU-302)IMDp: **29** I₃₀: **52**

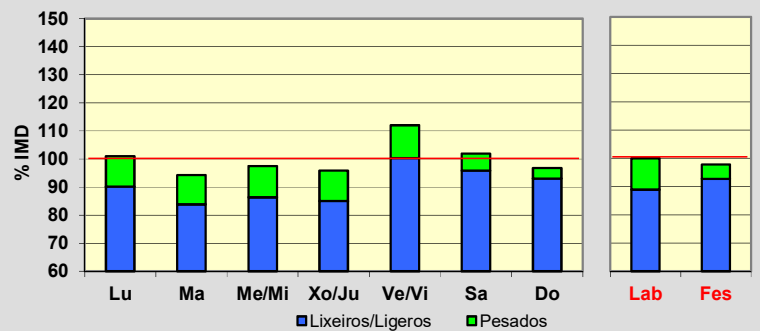
Treito/Tramo:

A Ponte Liñares (OU-301) - Souto de Limia% Pes.: **9,2** I₁₅₀: **41****Variación Mensual**

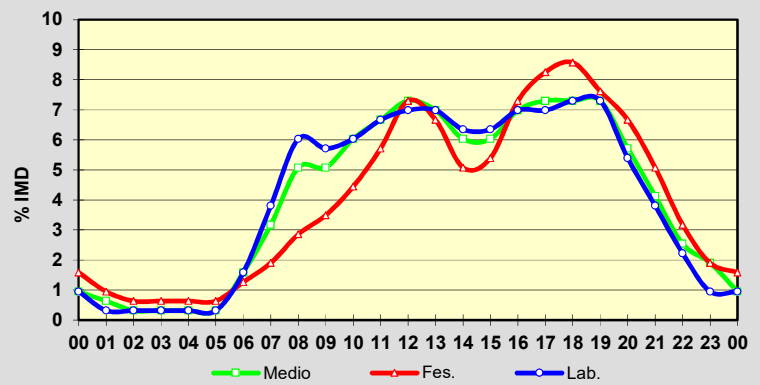
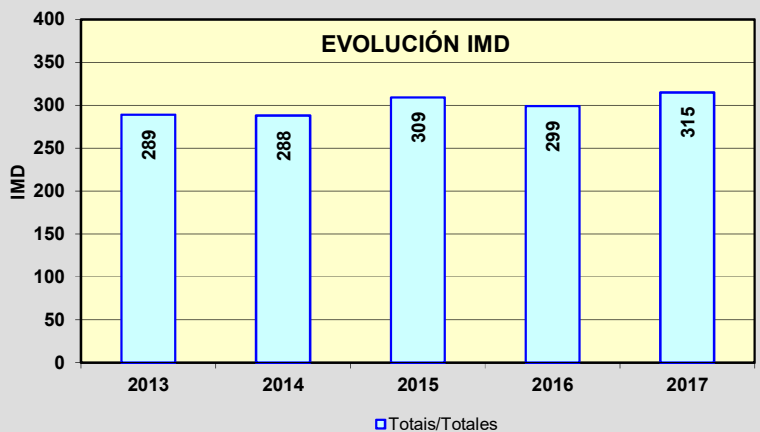
| | I.M.D. | % I.M.D. | % Pes. |
|------|--------|----------|--------|
| I | 237 | 75,24 | 10,5 |
| II | 247 | 78,41 | 10,9 |
| III | 276 | 87,62 | 10,5 |
| IV | 272 | 86,35 | 10,7 |
| V | 263 | 83,49 | 8,7 |
| VI | 306 | 97,14 | 9,2 |
| VII | 421 | 133,65 | 8,3 |
| VIII | 553 | 175,56 | 6,1 |
| IX | 336 | 106,67 | 9,2 |
| X | 299 | 94,92 | 12,4 |
| XI | 268 | 85,08 | 9,7 |
| XII | 289 | 91,75 | 9,0 |

**Semana Media**

| | I.M.D. | % I.M.D. | % Pes. |
|-------|--------|----------|--------|
| Lu | 318 | 100,95 | 10,7 |
| Ma | 297 | 94,29 | 11,1 |
| Me/Mi | 307 | 97,46 | 11,4 |
| Xo/Ju | 302 | 95,87 | 11,3 |
| Ve/Vi | 353 | 112,06 | 10,5 |
| Sa | 321 | 101,90 | 5,9 |
| Do | 305 | 96,83 | 3,9 |
| Lab | 315 | 100,00 | 11,1 |
| Fes | 308 | 97,78 | 5,2 |

**Día Medio**

| | Lab. | Fes. | Medio |
|----|------------|------------|------------|
| 00 | 3 | 5 | 3 |
| 01 | 1 | 3 | 2 |
| 02 | 1 | 2 | 1 |
| 03 | 1 | 2 | 1 |
| 04 | 1 | 2 | 1 |
| 05 | 1 | 2 | 1 |
| 06 | 5 | 4 | 5 |
| 07 | 12 | 6 | 10 |
| 08 | 19 | 9 | 16 |
| 09 | 18 | 11 | 16 |
| 10 | 19 | 14 | 19 |
| 11 | 21 | 18 | 21 |
| 12 | 22 | 23 | 23 |
| 13 | 22 | 21 | 22 |
| 14 | 20 | 16 | 19 |
| 15 | 20 | 17 | 19 |
| 16 | 22 | 23 | 22 |
| 17 | 22 | 26 | 23 |
| 18 | 23 | 27 | 23 |
| 19 | 23 | 24 | 23 |
| 20 | 17 | 21 | 18 |
| 21 | 12 | 16 | 13 |
| 22 | 7 | 10 | 8 |
| 23 | 3 | 6 | 6 |
| | 315 | 308 | 315 |

**EVOLUCIÓN IMD**

Estación: **OU-402(3)**Tipo: **COM****MEMORIA DE AFOROS 2017**Rede/Red: **S**IMD: **1.544**

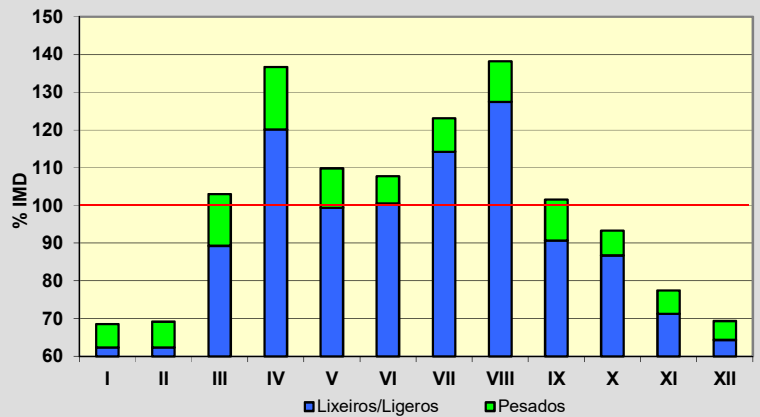
Nome/Nombre:

Ourense (OU-402)IMDp: **141** I₃₀: **256**

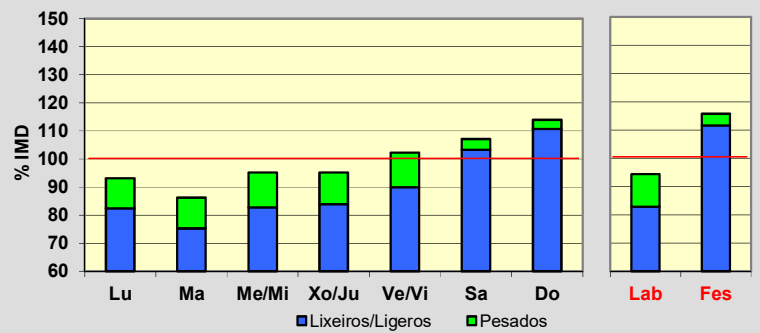
Treito/Tramo:

Ourense (OU-413) - Alongos% Pes.: **9,1** I₁₅₀: **192****Variación Mensual**

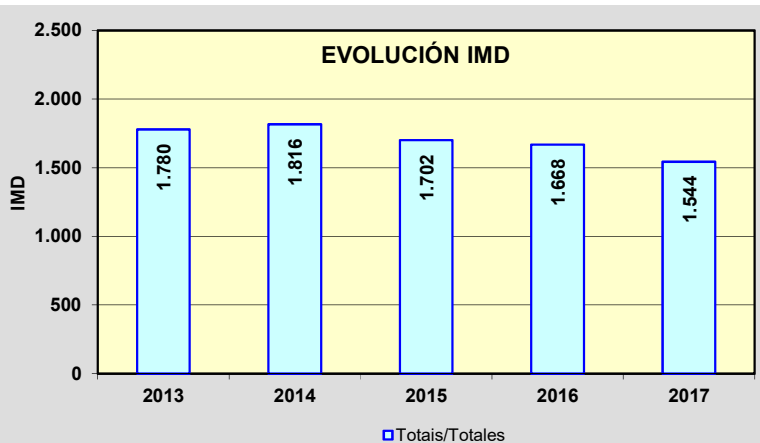
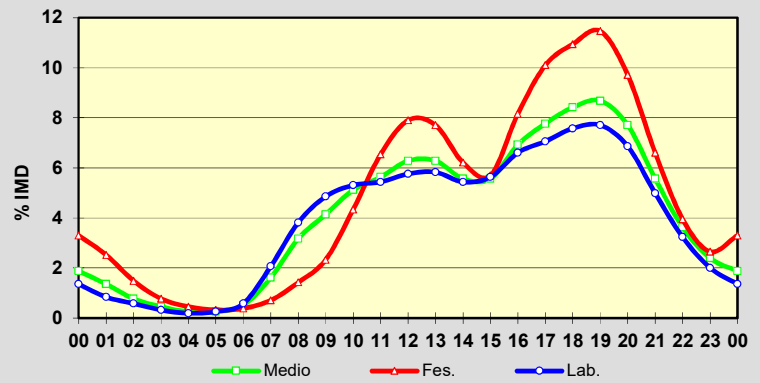
| | I.M.D. | % I.M.D. | % Pes. |
|------|--------|----------|--------|
| I | 1.058 | 68,52 | 9,1 |
| II | 1.068 | 69,17 | 9,9 |
| III | 1.591 | 103,04 | 13,4 |
| IV | 2.111 | 136,72 | 12,1 |
| V | 1.695 | 109,78 | 9,5 |
| VI | 1.663 | 107,71 | 6,7 |
| VII | 1.901 | 123,12 | 7,2 |
| VIII | 2.134 | 138,21 | 7,8 |
| IX | 1.567 | 101,49 | 10,7 |
| X | 1.441 | 93,33 | 7,1 |
| XI | 1.196 | 77,46 | 7,9 |
| XII | 1.071 | 69,37 | 7,3 |

**Semana Media**

| | I.M.D. | % I.M.D. | % Pes. |
|-------|--------|----------|--------|
| Lu | 1.439 | 93,20 | 11,5 |
| Ma | 1.332 | 86,27 | 12,7 |
| Me/Mi | 1.469 | 95,14 | 13,1 |
| Xo/Ju | 1.470 | 95,21 | 11,8 |
| Ve/Vi | 1.580 | 102,33 | 12,1 |
| Sa | 1.654 | 107,12 | 3,6 |
| Do | 1.759 | 113,92 | 2,8 |
| Lab | 1.457 | 94,37 | 12,2 |
| Fes | 1.787 | 115,74 | 3,6 |

**Día Medio**

| | Lab. | Fes. | Medio |
|----|--------------|--------------|--------------|
| 00 | 21 | 51 | 29 |
| 01 | 13 | 39 | 21 |
| 02 | 9 | 23 | 12 |
| 03 | 5 | 12 | 7 |
| 04 | 3 | 7 | 4 |
| 05 | 4 | 5 | 4 |
| 06 | 9 | 6 | 8 |
| 07 | 32 | 11 | 25 |
| 08 | 59 | 22 | 49 |
| 09 | 75 | 36 | 64 |
| 10 | 82 | 67 | 79 |
| 11 | 84 | 101 | 87 |
| 12 | 89 | 122 | 97 |
| 13 | 90 | 119 | 97 |
| 14 | 84 | 96 | 86 |
| 15 | 87 | 88 | 86 |
| 16 | 102 | 126 | 107 |
| 17 | 109 | 156 | 120 |
| 18 | 117 | 169 | 130 |
| 19 | 119 | 177 | 134 |
| 20 | 106 | 150 | 119 |
| 21 | 77 | 102 | 86 |
| 22 | 50 | 61 | 56 |
| 23 | 31 | 41 | 37 |
| | 1.457 | 1.787 | 1.544 |



Estación: **OU-411(0)**Tipo: **COM****MEMORIA DE AFOROS 2017**Rede/Red: **S**IMD: **307**

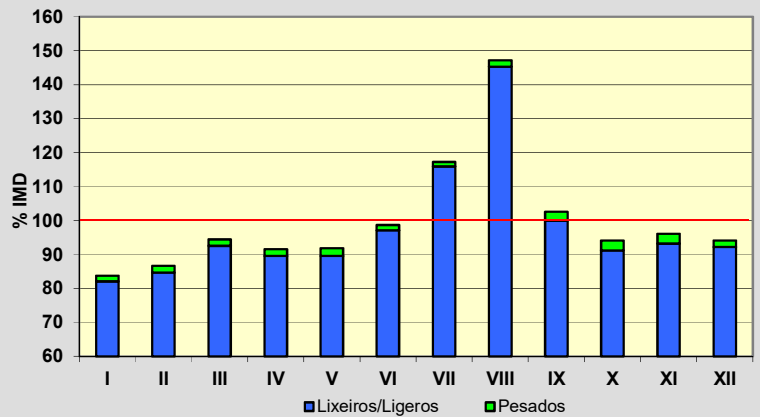
Nome/Nombre:

Bande OesteIMDp: **6** I₃₀: **53**

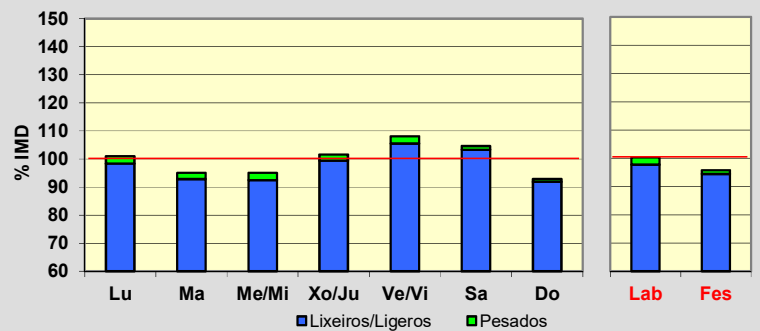
Treito/Tramo:

Bande (OU-540) - Bangueses (OU-0207)% Pes.: **2,0** I₁₅₀: **38****Variación Mensual**

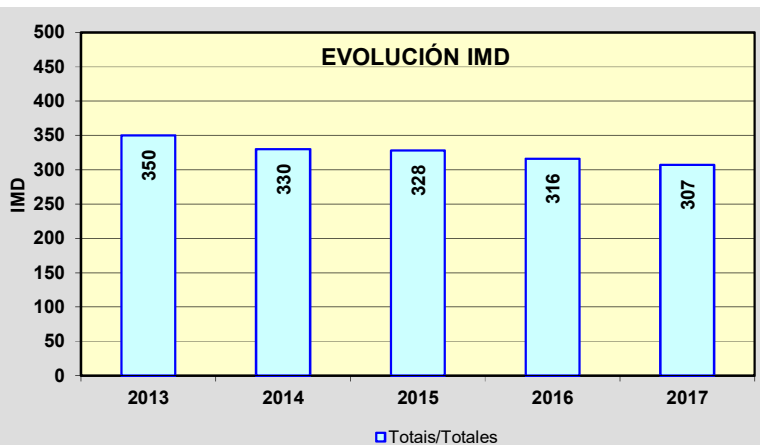
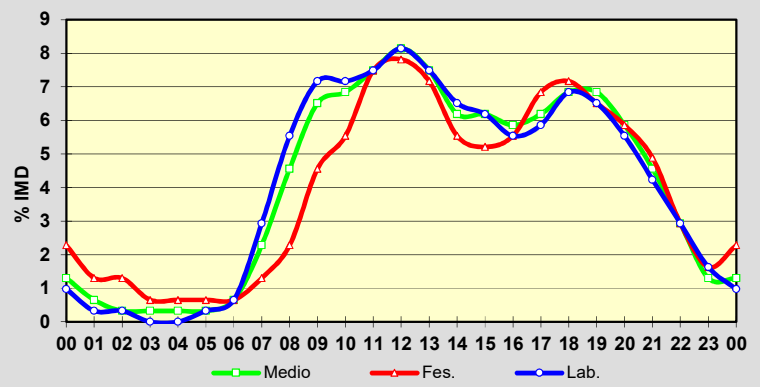
| | I.M.D. | % I.M.D. | % Pes. |
|------|--------|----------|--------|
| I | 257 | 83,71 | 1,9 |
| II | 266 | 86,64 | 2,3 |
| III | 290 | 94,46 | 2,1 |
| IV | 281 | 91,53 | 2,1 |
| V | 282 | 91,86 | 2,5 |
| VI | 303 | 98,70 | 1,7 |
| VII | 360 | 117,26 | 1,1 |
| VIII | 452 | 147,23 | 1,3 |
| IX | 315 | 102,61 | 2,5 |
| X | 289 | 94,14 | 3,1 |
| XI | 295 | 96,09 | 3,1 |
| XII | 289 | 94,14 | 2,1 |

**Semana Media**

| | I.M.D. | % I.M.D. | % Pes. |
|-------|--------|----------|--------|
| Lu | 310 | 100,98 | 2,6 |
| Ma | 292 | 95,11 | 2,4 |
| Me/Mi | 292 | 95,11 | 2,7 |
| Xo/Ju | 312 | 101,63 | 2,2 |
| Ve/Vi | 332 | 108,14 | 2,4 |
| Sa | 321 | 104,56 | 1,2 |
| Do | 285 | 92,83 | 1,1 |
| Lab | 308 | 100,33 | 2,6 |
| Fes | 294 | 95,77 | 1,4 |

**Día Medio**

| | Lab. | Fes. | Medio |
|--------------|------------|------------|------------|
| 00 | 3 | 7 | 4 |
| 01 | 1 | 4 | 2 |
| 02 | 1 | 4 | 1 |
| 03 | 0 | 2 | 1 |
| 04 | 0 | 2 | 1 |
| 05 | 1 | 2 | 1 |
| 06 | 2 | 2 | 2 |
| 07 | 9 | 4 | 7 |
| 08 | 17 | 7 | 14 |
| 09 | 22 | 14 | 20 |
| 10 | 22 | 17 | 21 |
| 11 | 23 | 23 | 23 |
| 12 | 25 | 24 | 25 |
| 13 | 23 | 22 | 23 |
| 14 | 20 | 17 | 19 |
| 15 | 19 | 16 | 19 |
| 16 | 17 | 17 | 18 |
| 17 | 18 | 21 | 19 |
| 18 | 21 | 22 | 21 |
| 19 | 20 | 20 | 21 |
| 20 | 17 | 18 | 18 |
| 21 | 13 | 15 | 14 |
| 22 | 9 | 9 | 9 |
| 23 | 5 | 5 | 4 |
| Total | 308 | 294 | 307 |



Estación: **OU-504(10)**Tipo: **PER****MEMORIA DE AFOROS 2017**Rede/Red: **PB**IMD: **3.650**

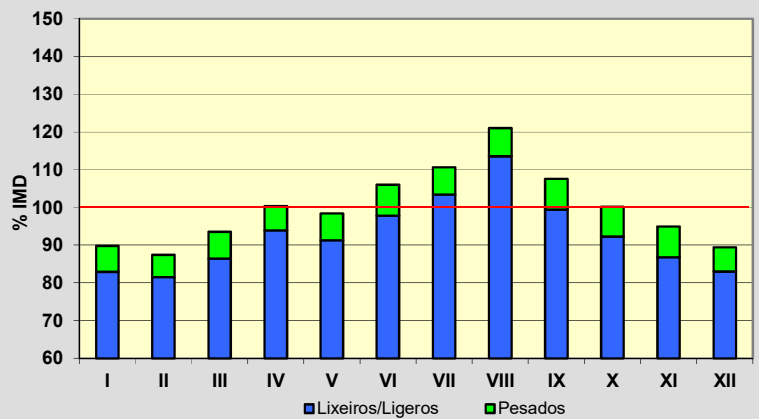
Nome/Nombre:

LeiroIMDp: **264** I₃₀: **370**

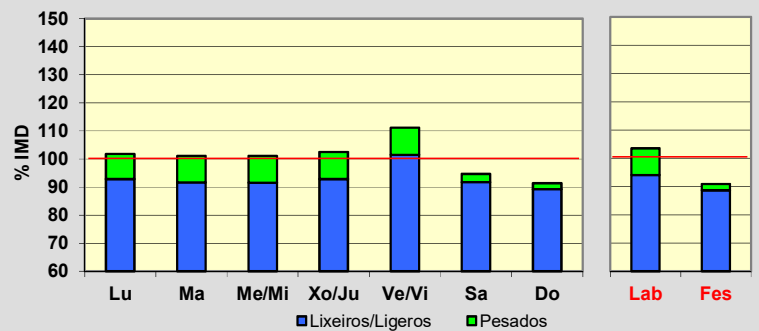
Treito/Tramo:

OU-211 - Enl. OU-208% Pes.: **7,2** I₁₅₀: **320****Variación Mensual**

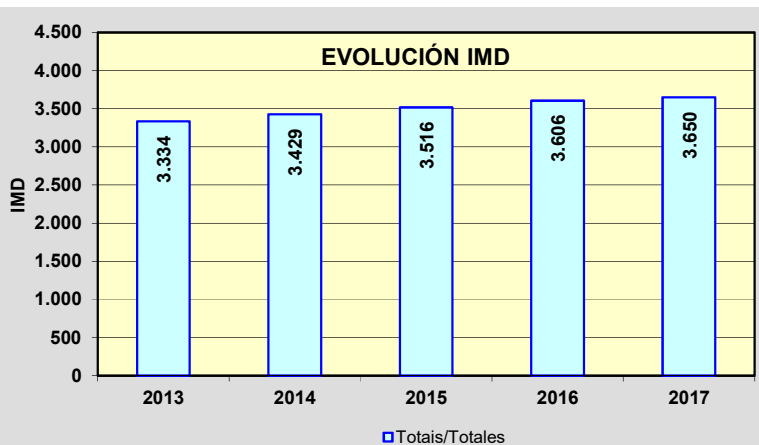
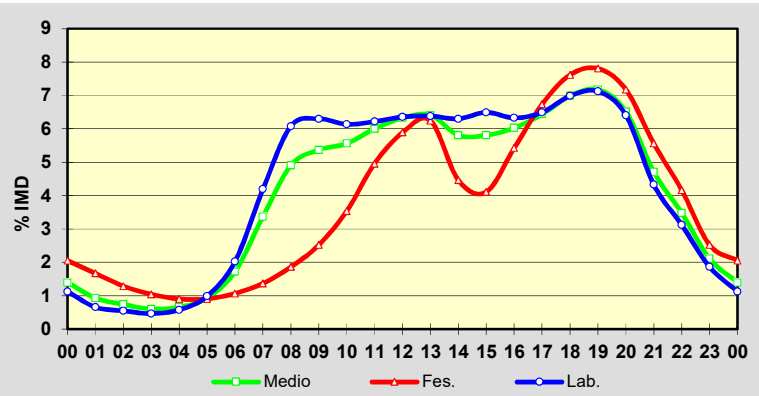
| | I.M.D. | % I.M.D. | % Pes. |
|------|--------|----------|--------|
| I | 3.277 | 89,78 | 7,6 |
| II | 3.190 | 87,40 | 6,8 |
| III | 3.414 | 93,53 | 7,6 |
| IV | 3.661 | 100,30 | 6,4 |
| V | 3.590 | 98,36 | 7,2 |
| VI | 3.868 | 105,97 | 7,7 |
| VII | 4.039 | 110,66 | 6,6 |
| VIII | 4.418 | 121,04 | 6,2 |
| IX | 3.925 | 107,53 | 7,6 |
| X | 3.656 | 100,16 | 7,9 |
| XI | 3.466 | 94,96 | 8,5 |
| XII | 3.265 | 89,45 | 7,2 |

**Semana Media**

| | I.M.D. | % I.M.D. | % Pes. |
|-------|--------|----------|--------|
| Lu | 3.716 | 101,81 | 8,8 |
| Ma | 3.690 | 101,10 | 9,4 |
| Me/Mi | 3.691 | 101,12 | 9,4 |
| Xo/Ju | 3.742 | 102,52 | 9,4 |
| Ve/Vi | 4.057 | 111,15 | 8,7 |
| Sa | 3.455 | 94,66 | 3,1 |
| Do | 3.333 | 91,32 | 2,2 |
| Lab | 3.778 | 103,51 | 9,1 |
| Fes | 3.318 | 90,90 | 2,4 |

**Día Medio**

| | Lab. | Fes. | Medio |
|--------------|--------------|--------------|--------------|
| 00 | 41 | 75 | 51 |
| 01 | 24 | 61 | 34 |
| 02 | 20 | 47 | 27 |
| 03 | 17 | 38 | 22 |
| 04 | 21 | 33 | 24 |
| 05 | 36 | 33 | 34 |
| 06 | 74 | 39 | 63 |
| 07 | 153 | 50 | 123 |
| 08 | 222 | 68 | 179 |
| 09 | 230 | 92 | 196 |
| 10 | 224 | 129 | 203 |
| 11 | 227 | 181 | 219 |
| 12 | 232 | 215 | 231 |
| 13 | 233 | 228 | 234 |
| 14 | 230 | 163 | 212 |
| 15 | 237 | 150 | 212 |
| 16 | 231 | 198 | 220 |
| 17 | 237 | 246 | 235 |
| 18 | 255 | 278 | 255 |
| 19 | 260 | 285 | 262 |
| 20 | 234 | 262 | 238 |
| 21 | 158 | 203 | 172 |
| 22 | 114 | 152 | 127 |
| 23 | 68 | 92 | 77 |
| Total | 3.778 | 3.318 | 3.650 |



Estación: **OU-504(27)**Tipo: **PER**

MEMORIA DE AFOROS 2017

Rede/Red: **PB**IMD: **1.352**

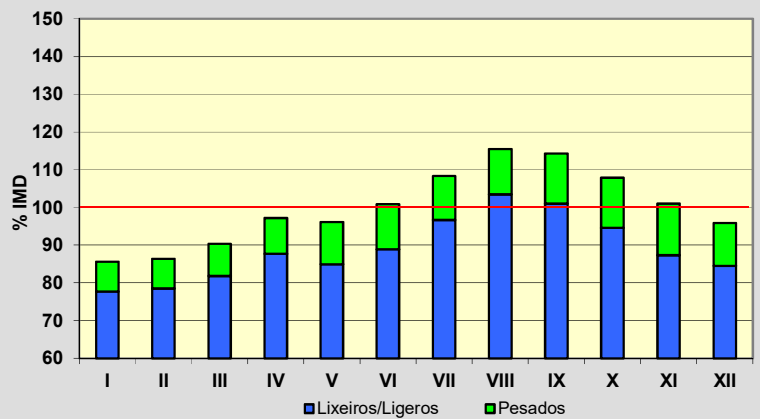
Nome/Nombre:

CeaIMDp: **149** I₃₀: **166**

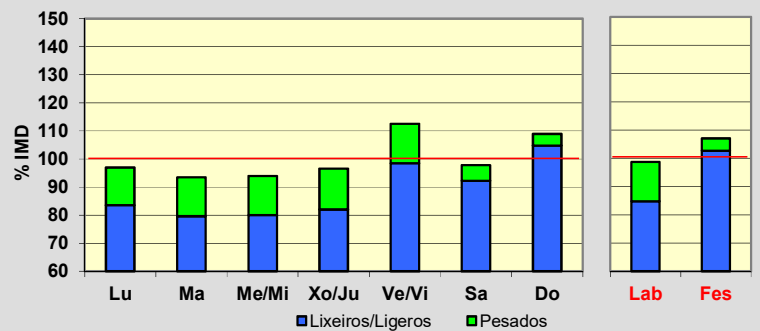
Treito/Tramo:

Enl. N-525 - Cea% Pes.: **11,0** I₁₅₀: **138****Variación Mensual**

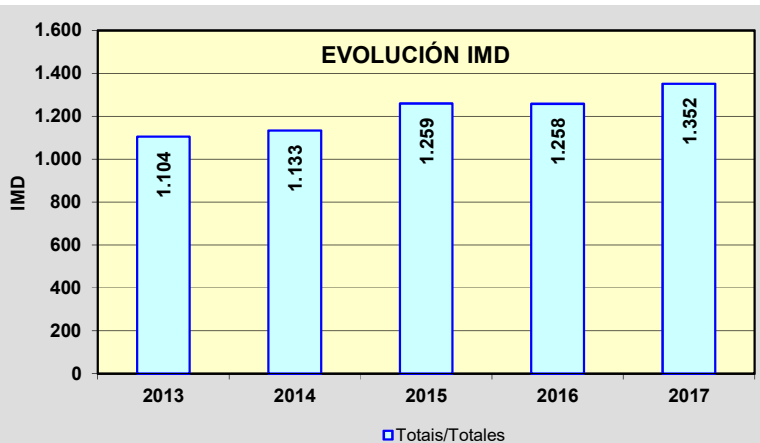
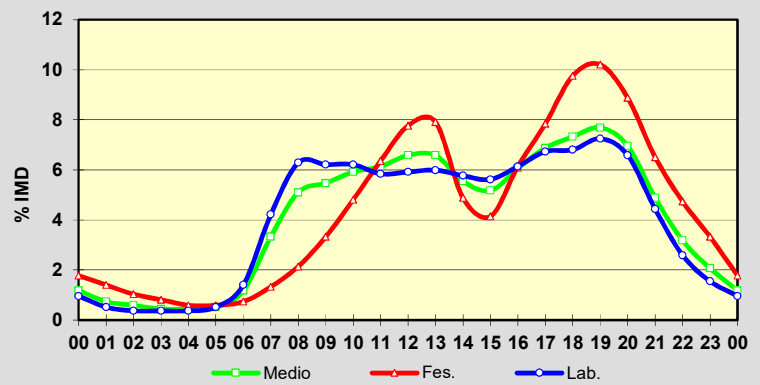
| | I.M.D. | % I.M.D. | % Pes. |
|------|--------|----------|--------|
| I | 1.158 | 85,65 | 9,2 |
| II | 1.168 | 86,39 | 9,1 |
| III | 1.221 | 90,31 | 9,4 |
| IV | 1.314 | 97,19 | 9,7 |
| V | 1.300 | 96,15 | 11,6 |
| VI | 1.363 | 100,81 | 11,8 |
| VII | 1.464 | 108,28 | 10,7 |
| VIII | 1.561 | 115,46 | 10,4 |
| IX | 1.545 | 114,28 | 11,6 |
| X | 1.458 | 107,84 | 12,3 |
| XI | 1.366 | 101,04 | 13,5 |
| XII | 1.296 | 95,86 | 11,9 |

**Semana Media**

| | I.M.D. | % I.M.D. | % Pes. |
|-------|--------|----------|--------|
| Lu | 1.311 | 96,97 | 13,8 |
| Ma | 1.263 | 93,42 | 14,7 |
| Me/Mi | 1.270 | 93,93 | 14,8 |
| Xo/Ju | 1.306 | 96,60 | 15,1 |
| Ve/Vi | 1.521 | 112,50 | 12,4 |
| Sa | 1.322 | 97,78 | 5,6 |
| Do | 1.472 | 108,88 | 3,7 |
| Lab | 1.334 | 98,67 | 14,1 |
| Fes | 1.447 | 107,03 | 4,1 |

**Día Medio**

| | Lab. | Fes. | Medio |
|----|--------------|--------------|--------------|
| 00 | 13 | 24 | 16 |
| 01 | 7 | 19 | 10 |
| 02 | 5 | 14 | 8 |
| 03 | 5 | 11 | 6 |
| 04 | 5 | 8 | 6 |
| 05 | 7 | 8 | 7 |
| 06 | 19 | 10 | 16 |
| 07 | 57 | 18 | 45 |
| 08 | 85 | 29 | 69 |
| 09 | 84 | 45 | 74 |
| 10 | 84 | 65 | 80 |
| 11 | 79 | 86 | 83 |
| 12 | 80 | 105 | 89 |
| 13 | 81 | 107 | 89 |
| 14 | 78 | 66 | 75 |
| 15 | 76 | 56 | 70 |
| 16 | 83 | 83 | 82 |
| 17 | 91 | 106 | 93 |
| 18 | 92 | 132 | 99 |
| 19 | 98 | 138 | 104 |
| 20 | 89 | 120 | 94 |
| 21 | 60 | 88 | 66 |
| 22 | 35 | 64 | 43 |
| 23 | 21 | 45 | 28 |
| | 1.334 | 1.447 | 1.352 |



Estación: **OU-531(4)**Tipo: **PER****MEMORIA DE AFOROS 2017**Rede/Red: **PB**IMD: **2.565**

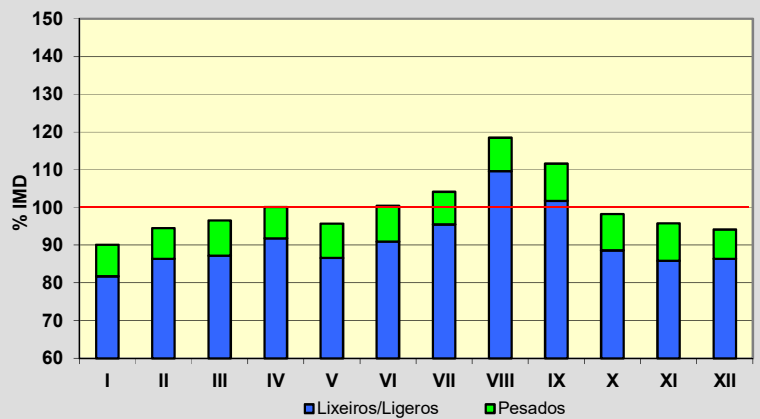
Nome/Nombre:

Vilar de SantosIMDp: **230** I₃₀: **279**

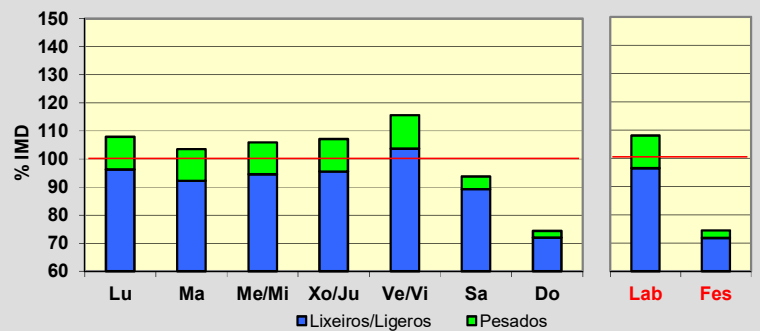
Treito/Tramo:

Xinzo de Limia (N-525) - OU-300% Pes.: **9,0** I₁₅₀: **241****Variación Mensual**

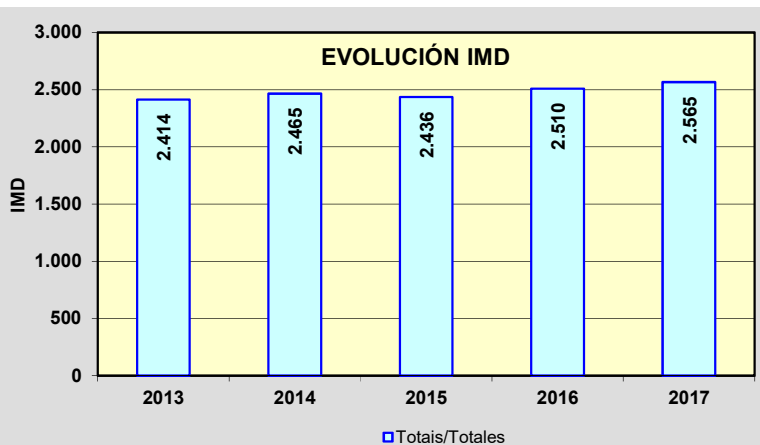
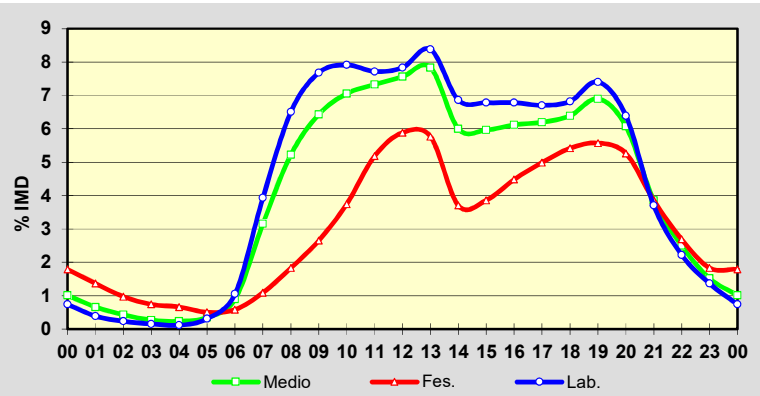
| | I.M.D. | % I.M.D. | % Pes. |
|------|--------|----------|--------|
| I | 2.312 | 90,14 | 9,3 |
| II | 2.425 | 94,54 | 8,6 |
| III | 2.475 | 96,49 | 9,6 |
| IV | 2.567 | 100,08 | 8,3 |
| V | 2.454 | 95,67 | 9,5 |
| VI | 2.576 | 100,43 | 9,4 |
| VII | 2.671 | 104,13 | 8,3 |
| VIII | 3.039 | 118,48 | 7,5 |
| IX | 2.863 | 111,62 | 8,8 |
| X | 2.520 | 98,25 | 9,8 |
| XI | 2.457 | 95,79 | 10,4 |
| XII | 2.415 | 94,15 | 8,3 |

**Semana Media**

| | I.M.D. | % I.M.D. | % Pes. |
|-------|--------|----------|--------|
| Lu | 2.769 | 107,95 | 10,8 |
| Ma | 2.656 | 103,55 | 10,9 |
| Me/Mi | 2.717 | 105,93 | 10,7 |
| Xo/Ju | 2.747 | 107,10 | 10,7 |
| Ve/Vi | 2.966 | 115,63 | 10,3 |
| Sa | 2.404 | 93,72 | 4,8 |
| Do | 1.908 | 74,39 | 3,2 |
| Lab | 2.771 | 108,03 | 10,7 |
| Fes | 1.910 | 74,46 | 3,6 |

**Día Medio**

| | Lab. | Fes. | Medio |
|----|--------------|--------------|--------------|
| 00 | 19 | 46 | 26 |
| 01 | 10 | 35 | 17 |
| 02 | 6 | 25 | 11 |
| 03 | 4 | 19 | 7 |
| 04 | 3 | 17 | 6 |
| 05 | 8 | 13 | 9 |
| 06 | 27 | 15 | 23 |
| 07 | 101 | 28 | 81 |
| 08 | 167 | 47 | 134 |
| 09 | 197 | 68 | 165 |
| 10 | 203 | 96 | 181 |
| 11 | 198 | 133 | 188 |
| 12 | 201 | 151 | 194 |
| 13 | 215 | 148 | 201 |
| 14 | 176 | 95 | 154 |
| 15 | 174 | 99 | 153 |
| 16 | 174 | 115 | 157 |
| 17 | 172 | 128 | 159 |
| 18 | 175 | 139 | 164 |
| 19 | 190 | 143 | 177 |
| 20 | 164 | 135 | 156 |
| 21 | 95 | 99 | 99 |
| 22 | 57 | 69 | 64 |
| 23 | 35 | 47 | 39 |
| | 2.771 | 1.910 | 2.565 |



Estación: **OU-531(31)**Tipo: **COM****MEMORIA DE AFOROS 2017**Rede/Red: **PB**IMD: **2.082**

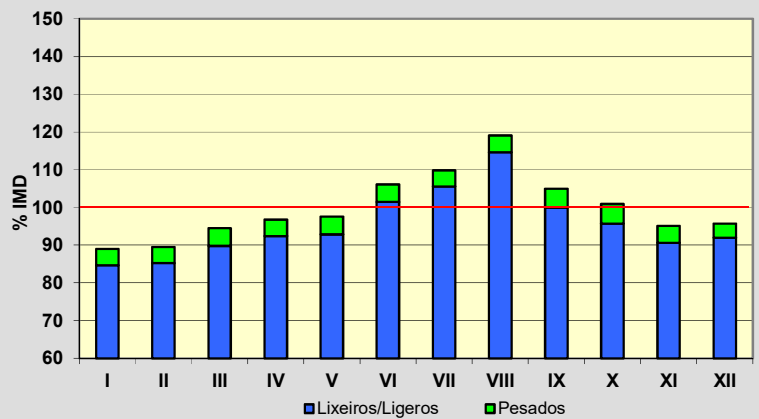
Nome/Nombre:

PambreIMDp: **94** I₃₀: **213**

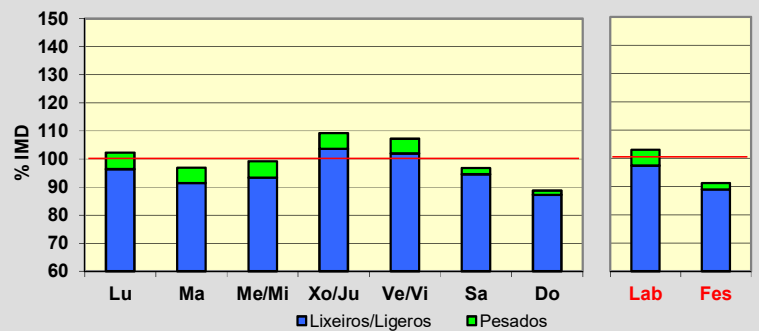
Treito/Tramo:

Celanova (OU-540) - Vilavidal (OU-0214)% Pes.: **4,5** I₁₅₀: **189****Variación Mensual**

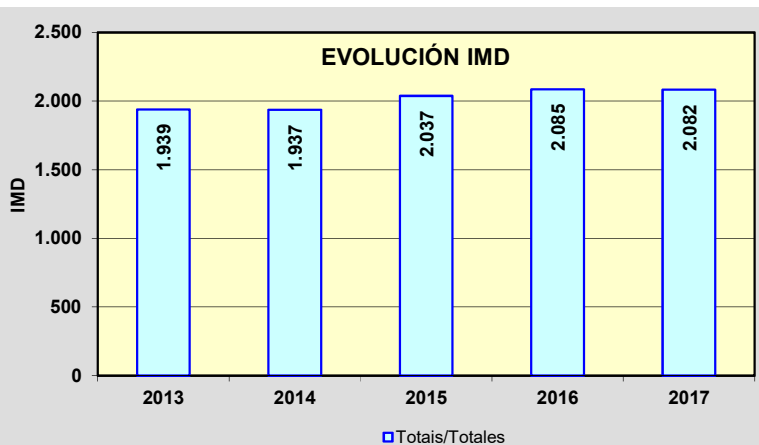
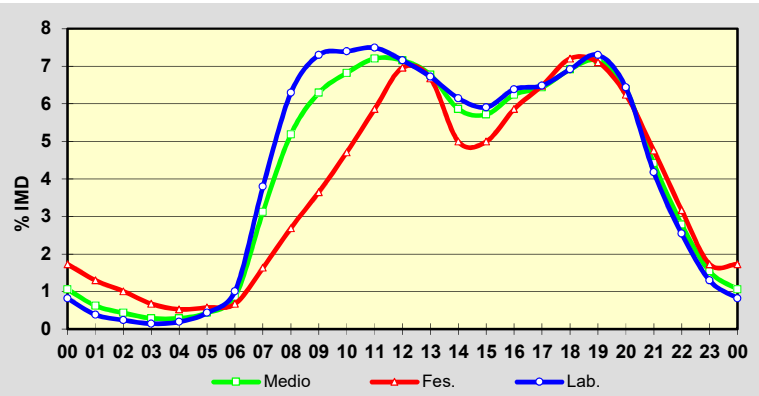
| | I.M.D. | % I.M.D. | % Pes. |
|------|--------|----------|--------|
| I | 1.853 | 89,00 | 4,9 |
| II | 1.863 | 89,48 | 4,7 |
| III | 1.968 | 94,52 | 5,0 |
| IV | 2.014 | 96,73 | 4,5 |
| V | 2.031 | 97,55 | 4,8 |
| VI | 2.208 | 106,05 | 4,3 |
| VII | 2.286 | 109,80 | 3,8 |
| VIII | 2.479 | 119,07 | 3,8 |
| IX | 2.185 | 104,95 | 4,8 |
| X | 2.101 | 100,91 | 5,2 |
| XI | 1.980 | 95,10 | 4,7 |
| XII | 1.992 | 95,68 | 3,9 |

**Semana Media**

| | I.M.D. | % I.M.D. | % Pes. |
|-------|--------|----------|--------|
| Lu | 2.129 | 102,26 | 5,7 |
| Ma | 2.018 | 96,93 | 5,6 |
| Me/Mi | 2.065 | 99,18 | 5,9 |
| Xo/Ju | 2.274 | 109,22 | 5,2 |
| Ve/Vi | 2.232 | 107,20 | 4,8 |
| Sa | 2.015 | 96,78 | 2,3 |
| Do | 1.847 | 88,71 | 1,7 |
| Lab | 2.144 | 102,98 | 5,4 |
| Fes | 1.899 | 91,21 | 2,5 |

**Día Medio**

| | Lab. | Fes. | Medio |
|----|--------------|--------------|--------------|
| 00 | 17 | 36 | 22 |
| 01 | 8 | 27 | 13 |
| 02 | 5 | 21 | 9 |
| 03 | 3 | 14 | 6 |
| 04 | 4 | 11 | 6 |
| 05 | 9 | 12 | 9 |
| 06 | 21 | 14 | 18 |
| 07 | 79 | 34 | 65 |
| 08 | 131 | 56 | 108 |
| 09 | 152 | 76 | 131 |
| 10 | 154 | 98 | 142 |
| 11 | 156 | 122 | 150 |
| 12 | 149 | 145 | 149 |
| 13 | 140 | 139 | 141 |
| 14 | 128 | 104 | 122 |
| 15 | 123 | 104 | 119 |
| 16 | 133 | 122 | 130 |
| 17 | 135 | 135 | 134 |
| 18 | 144 | 150 | 144 |
| 19 | 152 | 148 | 149 |
| 20 | 134 | 130 | 133 |
| 21 | 87 | 99 | 92 |
| 22 | 53 | 66 | 58 |
| 23 | 27 | 36 | 32 |
| | 2.144 | 1.899 | 2.082 |



Estación: **OU-533(11)**Tipo: **COM****MEMORIA DE AFOROS 2017**Rede/Red: **PB**IMD: **1.173**

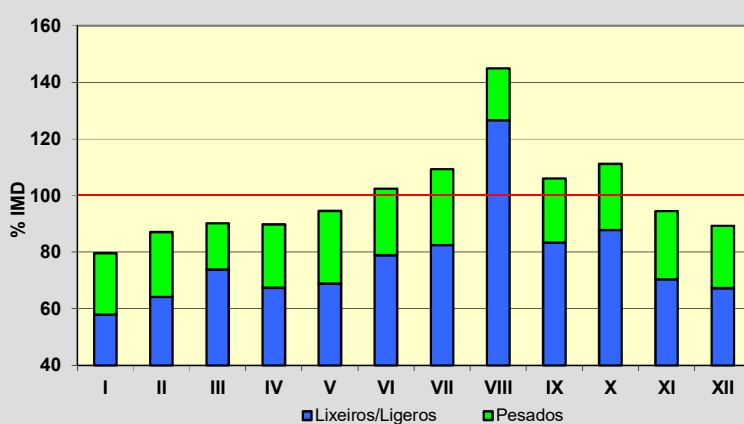
Nome/Nombre:

PradocabalosIMDp: **263** I₃₀: **149**

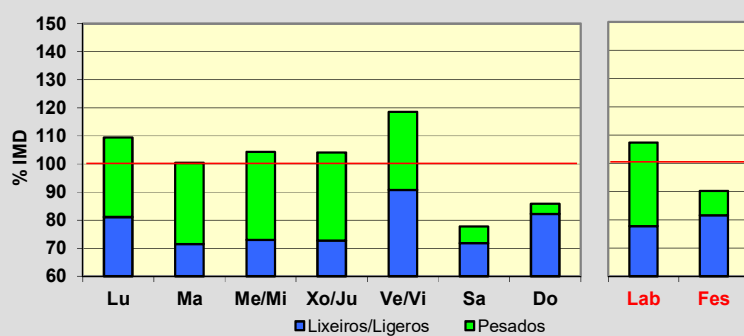
Treito/Tramo:

A Gudiña - Viana de Bolo% Pes.: **22,4** I₁₅₀: **125****Variación Mensual**

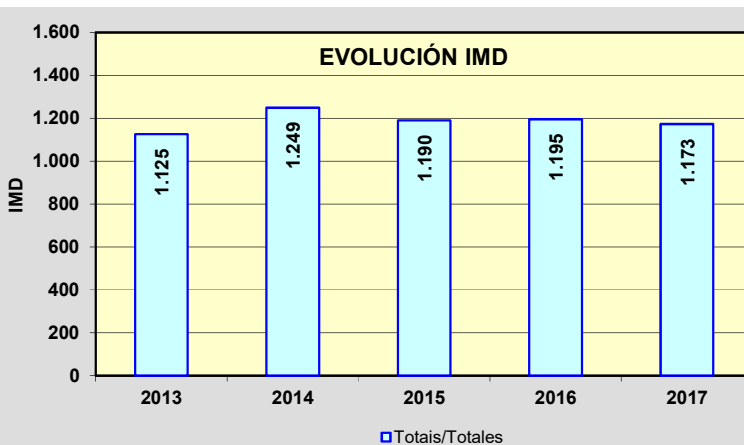
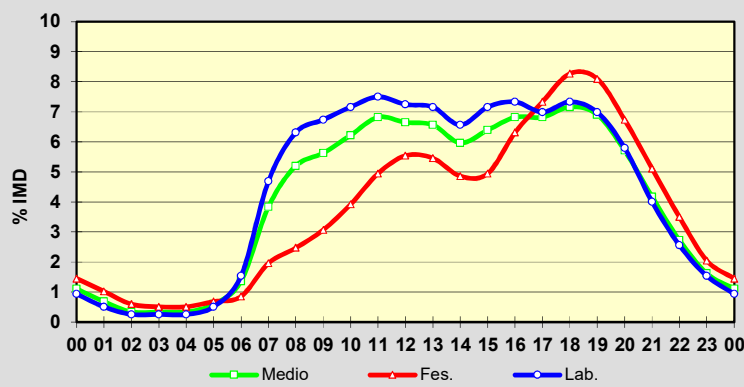
| | I.M.D. | % I.M.D. | % Pes. |
|------|--------|----------|--------|
| I | 934 | 79,62 | 27,2 |
| II | 1.022 | 87,13 | 26,3 |
| III | 1.058 | 90,20 | 18,1 |
| IV | 1.053 | 89,77 | 24,9 |
| V | 1.109 | 94,54 | 27,1 |
| VI | 1.202 | 102,47 | 23,0 |
| VII | 1.282 | 109,29 | 24,5 |
| VIII | 1.700 | 144,93 | 12,6 |
| IX | 1.244 | 106,05 | 21,3 |
| X | 1.304 | 111,17 | 21,0 |
| XI | 1.108 | 94,46 | 25,5 |
| XII | 1.047 | 89,26 | 24,6 |

**Semana Media**

| | I.M.D. | % I.M.D. | % Pes. |
|-------|--------|----------|--------|
| Lu | 1.283 | 109,38 | 25,9 |
| Ma | 1.178 | 100,43 | 28,8 |
| Me/Mi | 1.223 | 104,26 | 30,0 |
| Xo/Ju | 1.221 | 104,09 | 30,1 |
| Ve/Vi | 1.391 | 118,58 | 23,5 |
| Sa | 911 | 77,66 | 7,6 |
| Do | 1.007 | 85,85 | 4,3 |
| Lab | 1.259 | 107,33 | 27,6 |
| Fes | 1.058 | 90,20 | 9,5 |

**Día Medio**

| | Lab. | Fes. | Medio |
|----|--------------|--------------|--------------|
| 00 | 11 | 17 | 13 |
| 01 | 6 | 12 | 8 |
| 02 | 3 | 7 | 4 |
| 03 | 3 | 6 | 4 |
| 04 | 3 | 6 | 4 |
| 05 | 6 | 8 | 7 |
| 06 | 18 | 10 | 16 |
| 07 | 55 | 23 | 45 |
| 08 | 74 | 29 | 61 |
| 09 | 79 | 36 | 66 |
| 10 | 84 | 46 | 73 |
| 11 | 88 | 58 | 80 |
| 12 | 85 | 65 | 78 |
| 13 | 84 | 64 | 77 |
| 14 | 77 | 57 | 70 |
| 15 | 84 | 58 | 75 |
| 16 | 86 | 74 | 80 |
| 17 | 82 | 86 | 80 |
| 18 | 86 | 97 | 84 |
| 19 | 82 | 95 | 81 |
| 20 | 68 | 79 | 67 |
| 21 | 47 | 60 | 49 |
| 22 | 30 | 41 | 32 |
| 23 | 18 | 24 | 19 |
| | 1.259 | 1.058 | 1.173 |



Estación: **OU-533(37)**Tipo: **COM**

MEMORIA DE AFOROS 2017

Rede/Red: **PB**IMD: **1.523**

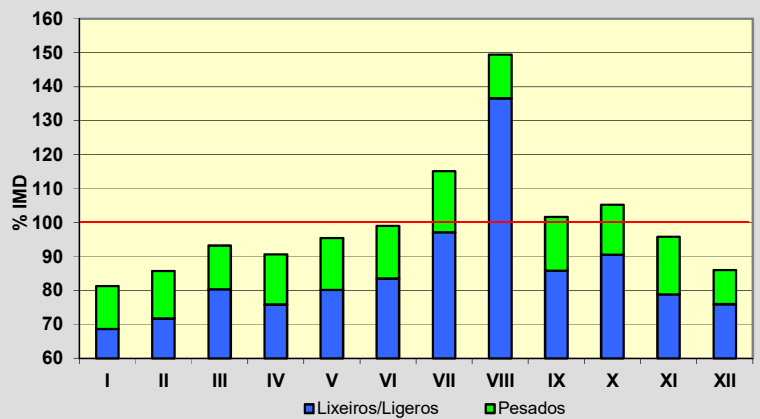
Nome/Nombre:

Santa CruzIMDp: **220** I₃₀: **200**

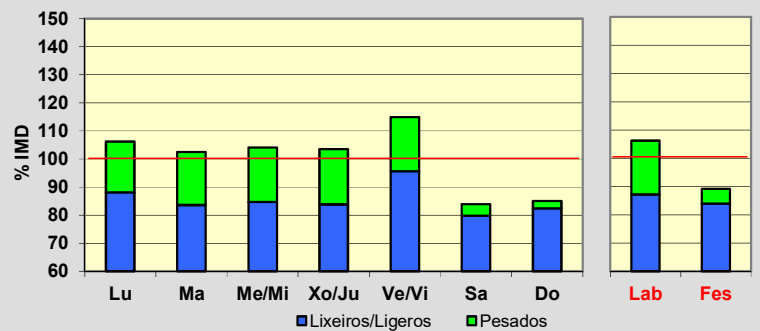
Treito/Tramo:

Viana de Bolo - Freixido (OU-636)% Pes.: **14,4** I₁₅₀: **160****Variación Mensual**

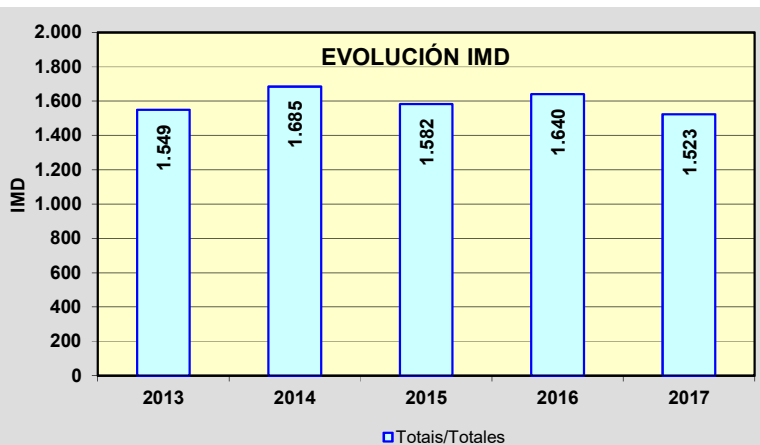
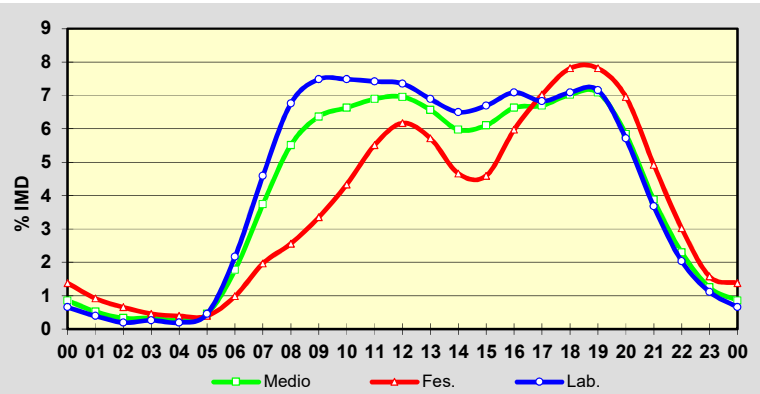
| | I.M.D. | % I.M.D. | % Pes. |
|------|--------|----------|--------|
| I | 1.238 | 81,29 | 15,5 |
| II | 1.306 | 85,75 | 16,4 |
| III | 1.419 | 93,17 | 13,8 |
| IV | 1.380 | 90,61 | 16,3 |
| V | 1.454 | 95,47 | 16,0 |
| VI | 1.508 | 99,02 | 15,7 |
| VII | 1.753 | 115,10 | 15,6 |
| VIII | 2.276 | 149,44 | 8,6 |
| IX | 1.548 | 101,64 | 15,6 |
| X | 1.603 | 105,25 | 14,0 |
| XI | 1.458 | 95,73 | 17,6 |
| XII | 1.309 | 85,95 | 11,7 |

**Semana Media**

| | I.M.D. | % I.M.D. | % Pes. |
|-------|--------|----------|--------|
| Lu | 1.617 | 106,17 | 16,9 |
| Ma | 1.561 | 102,50 | 18,4 |
| Me/Mi | 1.586 | 104,14 | 18,7 |
| Xo/Ju | 1.576 | 103,48 | 19,0 |
| Ve/Vi | 1.750 | 114,90 | 16,7 |
| Sa | 1.279 | 83,98 | 5,0 |
| Do | 1.295 | 85,03 | 3,0 |
| Lab | 1.618 | 106,24 | 17,9 |
| Fes | 1.358 | 89,17 | 5,8 |

**Día Medio**

| | Lab. | Fes. | Medio |
|----|--------------|--------------|--------------|
| 00 | 10 | 21 | 13 |
| 01 | 6 | 14 | 8 |
| 02 | 3 | 10 | 5 |
| 03 | 4 | 7 | 5 |
| 04 | 3 | 6 | 4 |
| 05 | 7 | 6 | 7 |
| 06 | 33 | 15 | 27 |
| 07 | 70 | 30 | 57 |
| 08 | 103 | 39 | 84 |
| 09 | 114 | 51 | 97 |
| 10 | 114 | 66 | 101 |
| 11 | 113 | 84 | 105 |
| 12 | 112 | 94 | 106 |
| 13 | 105 | 87 | 100 |
| 14 | 99 | 71 | 91 |
| 15 | 102 | 70 | 93 |
| 16 | 108 | 91 | 101 |
| 17 | 104 | 107 | 102 |
| 18 | 108 | 119 | 107 |
| 19 | 109 | 119 | 108 |
| 20 | 87 | 106 | 89 |
| 21 | 56 | 75 | 59 |
| 22 | 31 | 46 | 35 |
| 23 | 17 | 24 | 19 |
| | 1.618 | 1.358 | 1.523 |



Estación: **OU-533(48)**Tipo: **COM****MEMORIA DE AFOROS 2017**Rede/Red: **PB**IMD: **3.472**

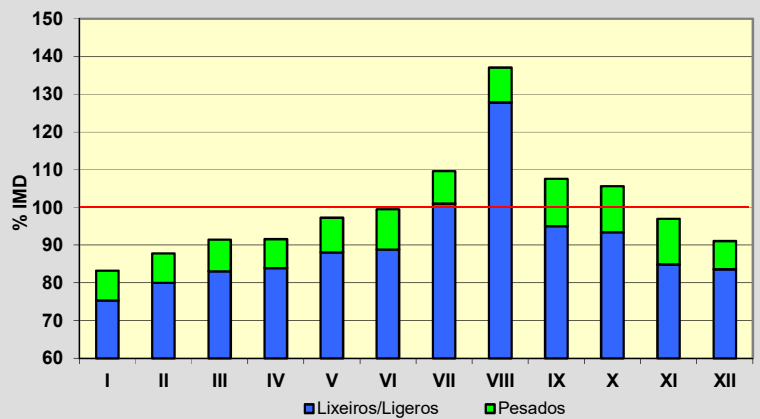
Nome/Nombre:

Petín (OU-533)IMDp: **329** I₃₀: **406**

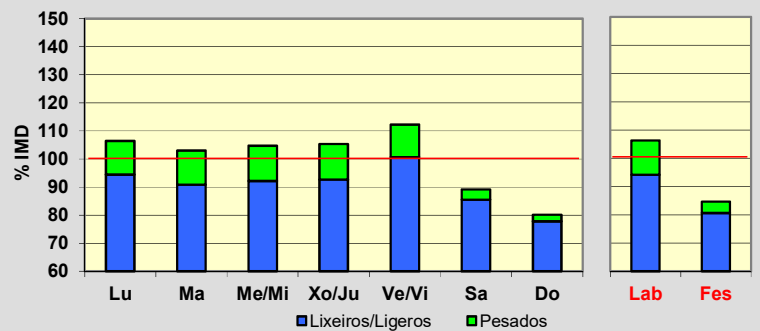
Treito/Tramo:

Freixido - A Rúa (N-120)% Pes.: **9,5** I₁₅₀: **338****Variación Mensual**

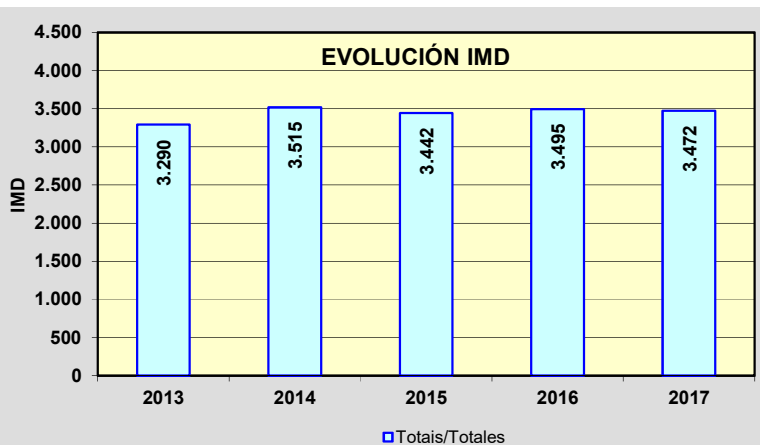
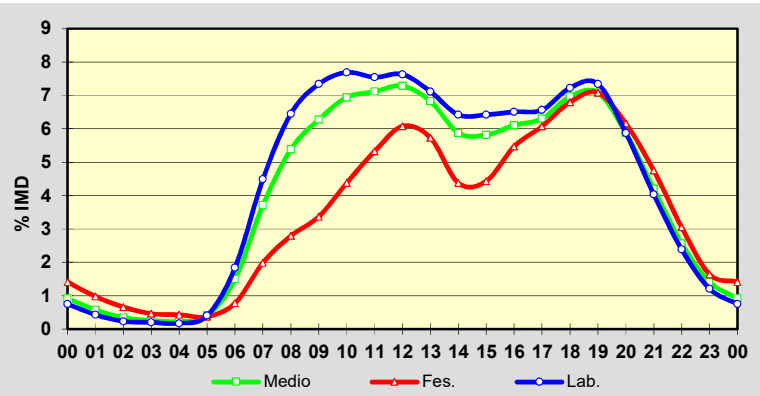
| | I.M.D. | % I.M.D. | % Pes. |
|------|--------|----------|--------|
| I | 2.891 | 83,27 | 9,6 |
| II | 3.049 | 87,82 | 8,9 |
| III | 3.174 | 91,42 | 9,1 |
| IV | 3.180 | 91,59 | 8,4 |
| V | 3.376 | 97,24 | 9,4 |
| VI | 3.455 | 99,51 | 10,8 |
| VII | 3.806 | 109,62 | 7,8 |
| VIII | 4.759 | 137,07 | 6,7 |
| IX | 3.735 | 107,57 | 11,6 |
| X | 3.668 | 105,65 | 11,6 |
| XI | 3.366 | 96,95 | 12,4 |
| XII | 3.162 | 91,07 | 8,2 |

**Semana Media**

| | I.M.D. | % I.M.D. | % Pes. |
|-------|--------|----------|--------|
| Lu | 3.694 | 106,39 | 11,2 |
| Ma | 3.577 | 103,02 | 11,8 |
| Me/Mi | 3.635 | 104,69 | 12,0 |
| Xo/Ju | 3.656 | 105,30 | 12,0 |
| Ve/Vi | 3.897 | 112,24 | 10,3 |
| Sa | 3.095 | 89,14 | 4,0 |
| Do | 2.783 | 80,16 | 2,9 |
| Lab | 3.691 | 106,31 | 11,4 |
| Fes | 2.938 | 84,62 | 4,7 |

**Día Medio**

| | Lab. | Fes. | Medio |
|--------------|--------------|--------------|--------------|
| 00 | 26 | 49 | 32 |
| 01 | 15 | 34 | 20 |
| 02 | 8 | 23 | 12 |
| 03 | 7 | 16 | 9 |
| 04 | 6 | 15 | 8 |
| 05 | 14 | 13 | 14 |
| 06 | 64 | 27 | 52 |
| 07 | 156 | 69 | 129 |
| 08 | 224 | 97 | 187 |
| 09 | 255 | 117 | 218 |
| 10 | 267 | 152 | 241 |
| 11 | 262 | 185 | 247 |
| 12 | 265 | 211 | 253 |
| 13 | 247 | 199 | 237 |
| 14 | 223 | 152 | 204 |
| 15 | 223 | 154 | 202 |
| 16 | 226 | 190 | 212 |
| 17 | 228 | 211 | 219 |
| 18 | 251 | 236 | 242 |
| 19 | 255 | 246 | 246 |
| 20 | 204 | 214 | 204 |
| 21 | 140 | 165 | 146 |
| 22 | 83 | 106 | 89 |
| 23 | 42 | 57 | 49 |
| Total | 3.691 | 2.938 | 3.472 |



Estación: **OU-536(1)**Tipo: **COM****MEMORIA DE AFOROS 2017**Rede/Red: **PB**IMD: **12.652**

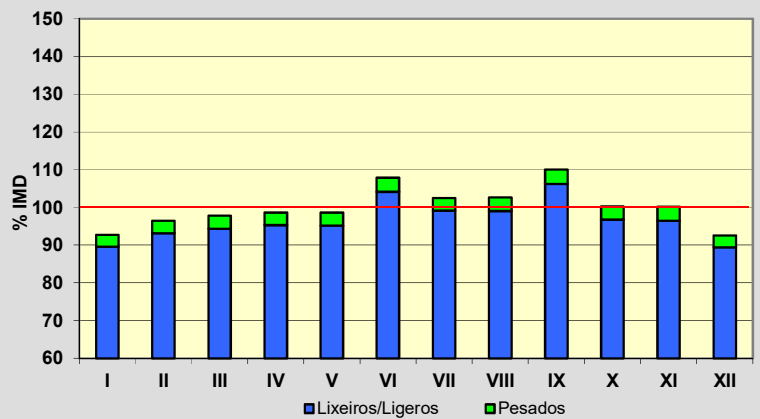
Nome/Nombre:

OurenseIMDp: **438** I₃₀: **1.292**

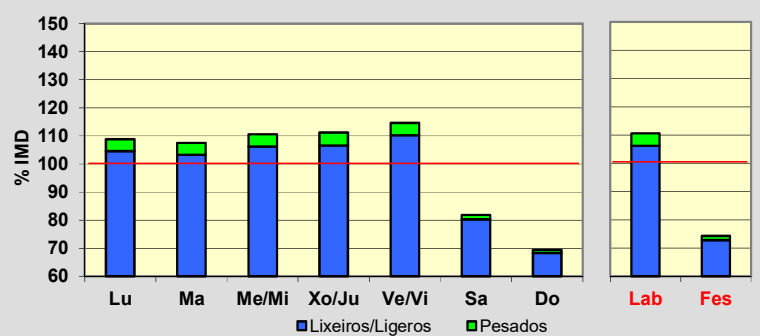
Treito/Tramo:

Ourense - OU-537% Pes.: **3,5** I₁₅₀: **1.189****Variación Mensual**

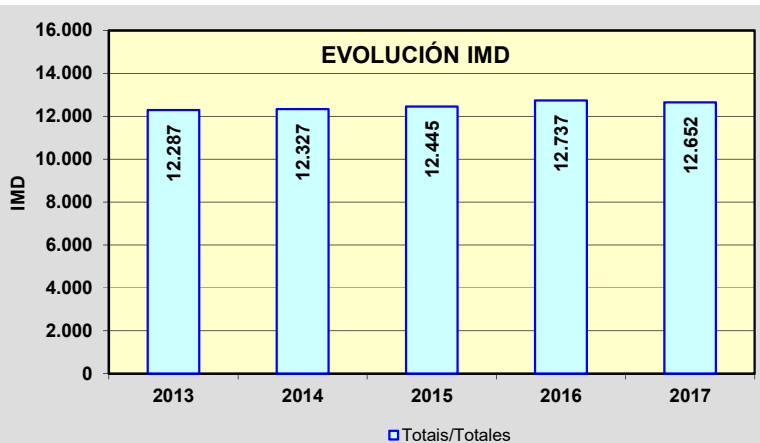
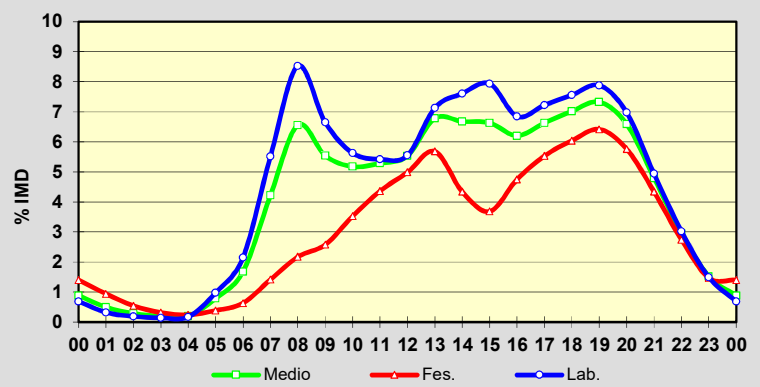
| | I.M.D. | % I.M.D. | % Pes. |
|------|--------|----------|--------|
| I | 11.726 | 92,68 | 3,4 |
| II | 12.204 | 96,46 | 3,4 |
| III | 12.368 | 97,76 | 3,5 |
| IV | 12.474 | 98,59 | 3,3 |
| V | 12.474 | 98,59 | 3,5 |
| VI | 13.650 | 107,89 | 3,5 |
| VII | 12.972 | 102,53 | 3,3 |
| VIII | 12.988 | 102,66 | 3,5 |
| IX | 13.921 | 110,03 | 3,5 |
| X | 12.687 | 100,28 | 3,5 |
| XI | 12.673 | 100,17 | 3,7 |
| XII | 11.714 | 92,59 | 3,4 |

**Semana Media**

| | I.M.D. | % I.M.D. | % Pes. |
|-------|--------|----------|--------|
| Lu | 13.767 | 108,81 | 3,9 |
| Ma | 13.600 | 107,49 | 3,9 |
| Me/Mi | 13.996 | 110,62 | 4,0 |
| Xo/Ju | 14.072 | 111,22 | 4,1 |
| Ve/Vi | 14.511 | 114,69 | 3,9 |
| Sa | 10.357 | 81,86 | 1,9 |
| Do | 8.779 | 69,39 | 1,6 |
| Lab | 13.987 | 110,55 | 4,0 |
| Fes | 9.396 | 74,26 | 2,0 |

**Día Medio**

| | Lab. | Fes. | Medio |
|----|---------------|--------------|---------------|
| 00 | 87 | 177 | 112 |
| 01 | 41 | 119 | 63 |
| 02 | 24 | 69 | 37 |
| 03 | 18 | 40 | 25 |
| 04 | 22 | 31 | 25 |
| 05 | 124 | 49 | 100 |
| 06 | 272 | 80 | 213 |
| 07 | 698 | 179 | 534 |
| 08 | 1.079 | 275 | 830 |
| 09 | 841 | 326 | 701 |
| 10 | 712 | 446 | 655 |
| 11 | 686 | 552 | 669 |
| 12 | 702 | 631 | 700 |
| 13 | 902 | 719 | 858 |
| 14 | 963 | 549 | 845 |
| 15 | 1.004 | 466 | 839 |
| 16 | 866 | 601 | 785 |
| 17 | 914 | 700 | 839 |
| 18 | 956 | 764 | 888 |
| 19 | 997 | 812 | 927 |
| 20 | 883 | 729 | 834 |
| 21 | 625 | 549 | 607 |
| 22 | 382 | 347 | 374 |
| 23 | 189 | 186 | 192 |
| | 13.987 | 9.396 | 12.652 |



Estación: **OU-536(14)**Tipo: **PER****MEMORIA DE AFOROS 2017**Rede/Red: **PB**IMD: **3.702**

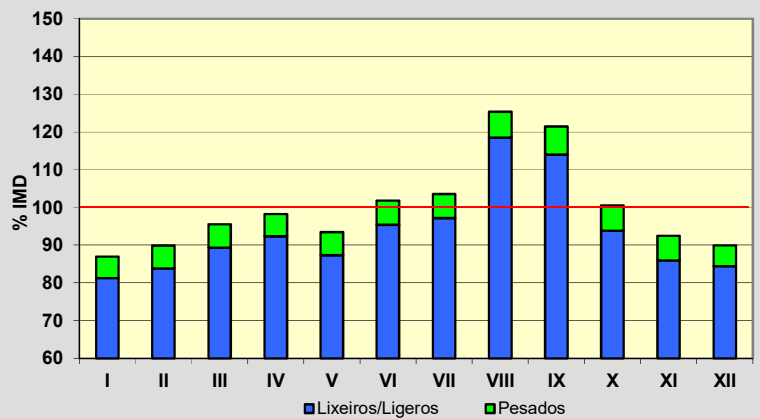
Nome/Nombre:

EsgosIMDp: **234** I₃₀: **497**

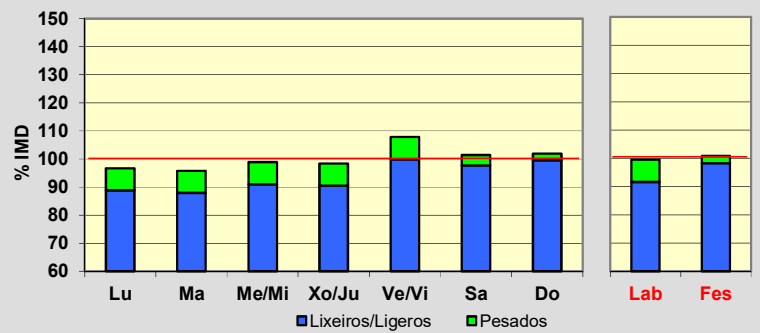
Treito/Tramo:

A Derrasa - Alto do Couso (OU-104)% Pes.: **6,3** I₁₅₀: **392****Variación Mensual**

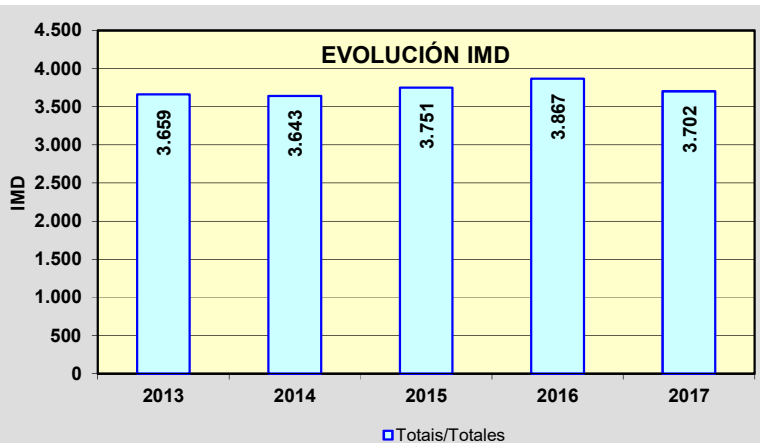
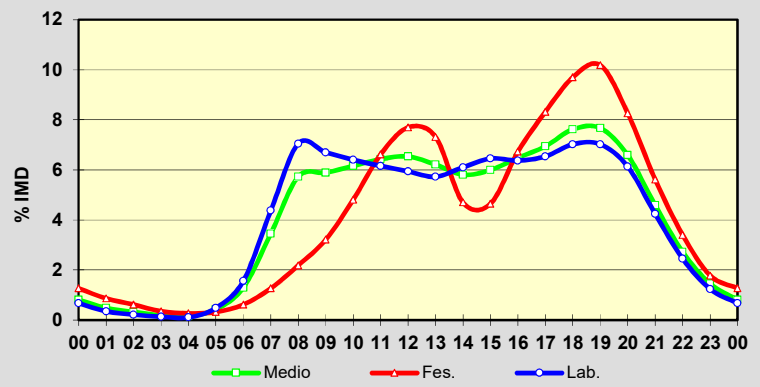
| | I.M.D. | % I.M.D. | % Pes. |
|------|--------|----------|--------|
| I | 3.219 | 86,95 | 6,5 |
| II | 3.328 | 89,90 | 6,7 |
| III | 3.538 | 95,57 | 6,5 |
| IV | 3.638 | 98,27 | 6,0 |
| V | 3.461 | 93,49 | 6,6 |
| VI | 3.770 | 101,84 | 6,3 |
| VII | 3.832 | 103,51 | 6,1 |
| VIII | 4.641 | 125,36 | 5,5 |
| IX | 4.495 | 121,42 | 6,1 |
| X | 3.722 | 100,54 | 6,6 |
| XI | 3.424 | 92,49 | 7,1 |
| XII | 3.331 | 89,98 | 6,2 |

**Semana Media**

| | I.M.D. | % I.M.D. | % Pes. |
|-------|--------|----------|--------|
| Lu | 3.580 | 96,70 | 8,1 |
| Ma | 3.544 | 95,73 | 8,1 |
| Me/Mi | 3.660 | 98,87 | 8,0 |
| Xo/Ju | 3.644 | 98,43 | 8,0 |
| Ve/Vi | 3.992 | 107,83 | 7,4 |
| Sa | 3.754 | 101,40 | 3,7 |
| Do | 3.772 | 101,89 | 2,3 |
| Lab | 3.683 | 99,49 | 7,9 |
| Fes | 3.731 | 100,78 | 2,5 |

**Día Medio**

| | Lab. | Fes. | Medio |
|----|--------------|--------------|--------------|
| 00 | 25 | 47 | 30 |
| 01 | 13 | 32 | 18 |
| 02 | 8 | 23 | 12 |
| 03 | 5 | 13 | 7 |
| 04 | 4 | 10 | 6 |
| 05 | 18 | 12 | 16 |
| 06 | 58 | 23 | 48 |
| 07 | 162 | 47 | 128 |
| 08 | 261 | 81 | 212 |
| 09 | 248 | 119 | 218 |
| 10 | 237 | 178 | 228 |
| 11 | 228 | 245 | 238 |
| 12 | 220 | 285 | 242 |
| 13 | 212 | 271 | 230 |
| 14 | 226 | 174 | 215 |
| 15 | 239 | 172 | 222 |
| 16 | 236 | 249 | 240 |
| 17 | 242 | 308 | 257 |
| 18 | 260 | 359 | 282 |
| 19 | 260 | 377 | 284 |
| 20 | 227 | 306 | 244 |
| 21 | 157 | 208 | 170 |
| 22 | 91 | 126 | 101 |
| 23 | 46 | 66 | 54 |
| | 3.683 | 3.731 | 3.702 |



Estación: **OU-536(33)**Tipo: **COM**

MEMORIA DE AFOROS 2017

Rede/Red: **PB**IMD: **1.945**

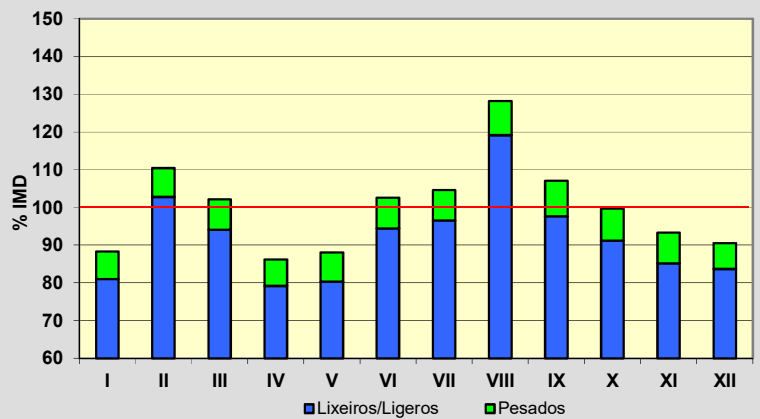
Nome/Nombre:

Vilariño FríoIMDp: **155** I₃₀: **334**

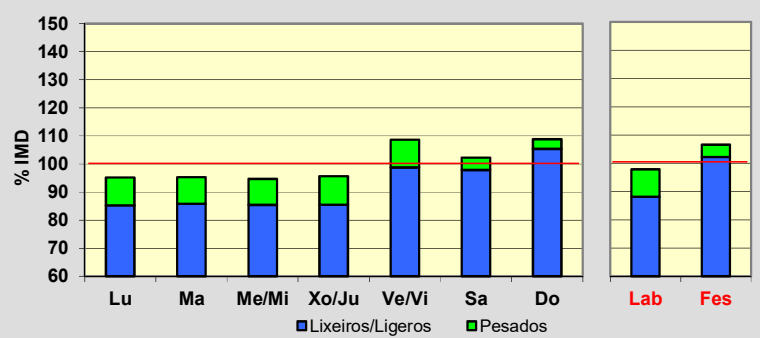
Treito/Tramo:

Alto do Couso (OU-104) - Castro Caldelas (OU-903)% Pes.: **8,0** I₁₅₀: **220****Variación Mensual**

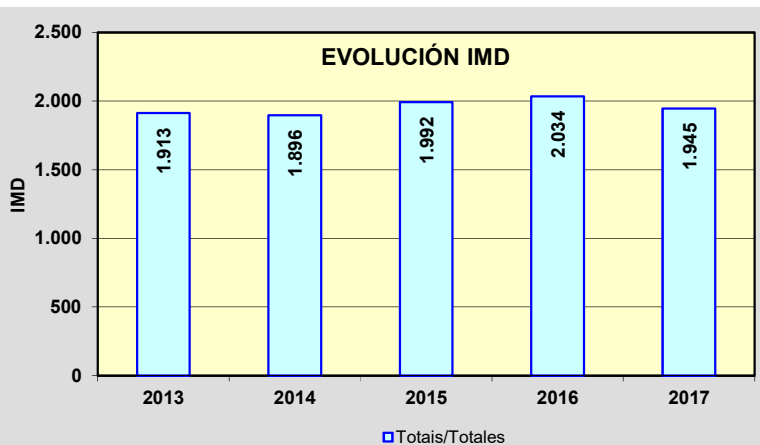
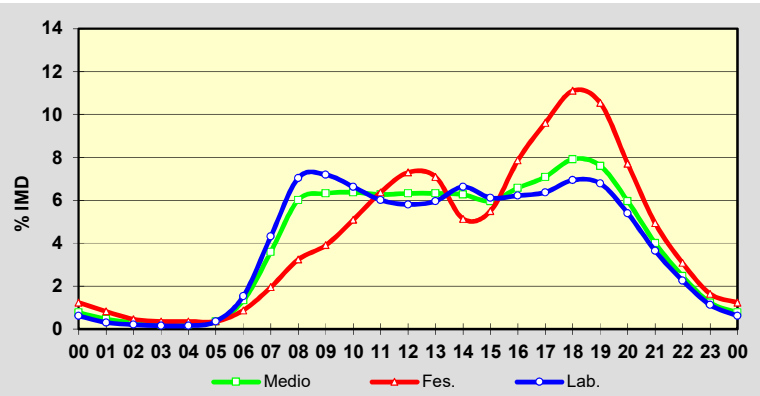
| | I.M.D. | % I.M.D. | % Pes. |
|------|--------|----------|--------|
| I | 1.718 | 88,33 | 8,3 |
| II | 2.147 | 110,39 | 6,8 |
| III | 1.986 | 102,11 | 7,9 |
| IV | 1.677 | 86,22 | 8,1 |
| V | 1.713 | 88,07 | 8,8 |
| VI | 1.995 | 102,57 | 8,0 |
| VII | 2.034 | 104,58 | 7,7 |
| VIII | 2.493 | 128,17 | 7,1 |
| IX | 2.082 | 107,04 | 8,8 |
| X | 1.938 | 99,64 | 8,5 |
| XI | 1.815 | 93,32 | 8,7 |
| XII | 1.761 | 90,54 | 7,6 |

**Semana Media**

| | I.M.D. | % I.M.D. | % Pes. |
|-------|--------|----------|--------|
| Lu | 1.851 | 95,17 | 10,4 |
| Ma | 1.853 | 95,27 | 9,9 |
| Me/Mi | 1.842 | 94,70 | 9,8 |
| Xo/Ju | 1.860 | 95,63 | 10,5 |
| Ve/Vi | 2.112 | 108,59 | 9,0 |
| Sa | 1.989 | 102,26 | 4,3 |
| Do | 2.117 | 108,84 | 3,1 |
| Lab | 1.903 | 97,84 | 9,9 |
| Fes | 2.073 | 106,58 | 4,1 |

**Día Medio**

| | Lab. | Fes. | Medio |
|--------------|--------------|--------------|--------------|
| 00 | 12 | 24 | 15 |
| 01 | 6 | 16 | 9 |
| 02 | 4 | 9 | 6 |
| 03 | 3 | 7 | 4 |
| 04 | 3 | 7 | 4 |
| 05 | 7 | 7 | 7 |
| 06 | 30 | 17 | 26 |
| 07 | 84 | 38 | 70 |
| 08 | 137 | 63 | 117 |
| 09 | 140 | 76 | 123 |
| 10 | 129 | 99 | 124 |
| 11 | 117 | 124 | 122 |
| 12 | 113 | 142 | 123 |
| 13 | 116 | 138 | 123 |
| 14 | 129 | 100 | 122 |
| 15 | 119 | 107 | 116 |
| 16 | 121 | 153 | 128 |
| 17 | 124 | 187 | 138 |
| 18 | 135 | 216 | 154 |
| 19 | 132 | 205 | 148 |
| 20 | 105 | 150 | 116 |
| 21 | 71 | 96 | 78 |
| 22 | 44 | 60 | 48 |
| 23 | 22 | 32 | 24 |
| Total | 1.903 | 2.073 | 1.945 |



Estación: **OU-537(2)**Tipo: **COM****MEMORIA DE AFOROS 2017**Rede/Red: **PB**IMD: **5.855**

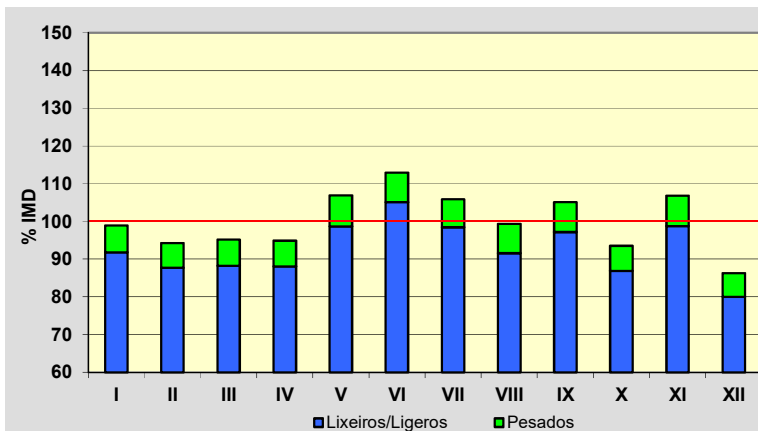
Nome/Nombre:

San Ciprián (OU-537)IMDp: **427** I₃₀: **693**

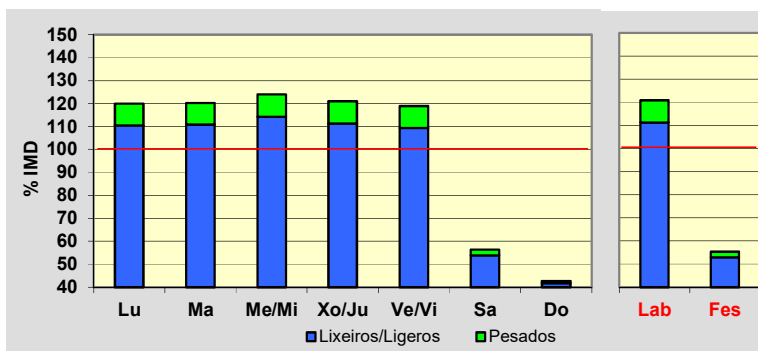
Treito/Tramo:

Medorra - Derrasa (OU-536)% Pes.: **7,3** I₁₅₀: **653****Variación Mensual**

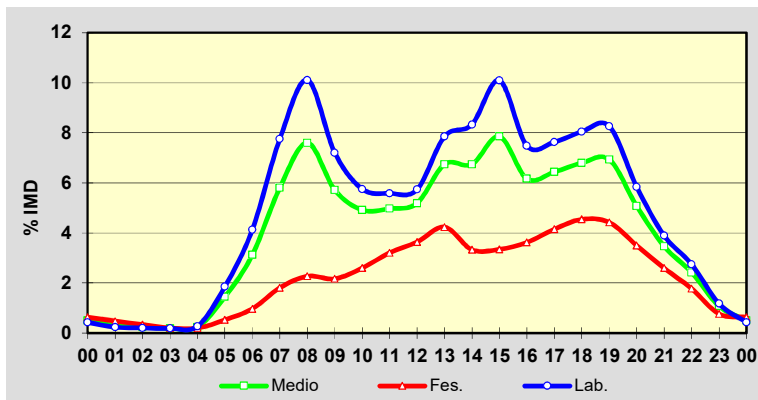
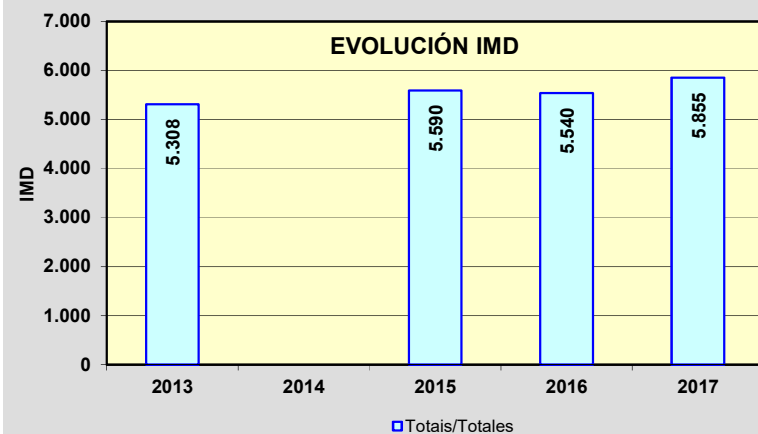
| | I.M.D. | % I.M.D. | % Pes. |
|------|--------|----------|--------|
| I | 5.792 | 98,92 | 7,2 |
| II | 5.521 | 94,30 | 7,0 |
| III | 5.572 | 95,17 | 7,3 |
| IV | 5.557 | 94,91 | 7,2 |
| V | 6.259 | 106,90 | 7,7 |
| VI | 6.612 | 112,93 | 7,0 |
| VII | 6.197 | 105,84 | 7,0 |
| VIII | 5.816 | 99,33 | 7,8 |
| IX | 6.152 | 105,07 | 7,5 |
| X | 5.478 | 93,56 | 7,1 |
| XI | 6.254 | 106,81 | 7,5 |
| XII | 5.051 | 86,27 | 7,2 |

**Semana Media**

| | I.M.D. | % I.M.D. | % Pes. |
|-------|--------|----------|--------|
| Lu | 7.024 | 119,97 | 7,9 |
| Ma | 7.046 | 120,34 | 7,9 |
| Me/Mi | 7.260 | 124,00 | 7,9 |
| Xo/Ju | 7.088 | 121,06 | 8,0 |
| Ve/Vi | 6.963 | 118,92 | 8,1 |
| Sa | 3.298 | 56,33 | 4,2 |
| Do | 2.504 | 42,77 | 2,2 |
| Lab | 7.076 | 120,85 | 7,9 |
| Fes | 3.241 | 55,35 | 4,3 |

**Día Medio**

| | Lab. | Fes. | Medio |
|----|--------------|--------------|--------------|
| 00 | 25 | 37 | 30 |
| 01 | 14 | 28 | 18 |
| 02 | 12 | 20 | 14 |
| 03 | 11 | 12 | 11 |
| 04 | 16 | 12 | 14 |
| 05 | 109 | 31 | 85 |
| 06 | 242 | 57 | 183 |
| 07 | 454 | 106 | 340 |
| 08 | 592 | 133 | 445 |
| 09 | 422 | 127 | 335 |
| 10 | 337 | 152 | 288 |
| 11 | 327 | 188 | 291 |
| 12 | 336 | 213 | 304 |
| 13 | 460 | 248 | 395 |
| 14 | 488 | 195 | 395 |
| 15 | 591 | 196 | 460 |
| 16 | 438 | 212 | 361 |
| 17 | 447 | 243 | 377 |
| 18 | 471 | 266 | 398 |
| 19 | 484 | 259 | 406 |
| 20 | 342 | 205 | 297 |
| 21 | 228 | 152 | 203 |
| 22 | 161 | 104 | 142 |
| 23 | 69 | 45 | 63 |
| | 7.076 | 3.241 | 5.855 |

**EVOLUCIÓN IMD**

Estación: **OU-540(16)**Tipo: **COM****MEMORIA DE AFOROS 2017**Rede/Red: **PB**IMD: **2.130**

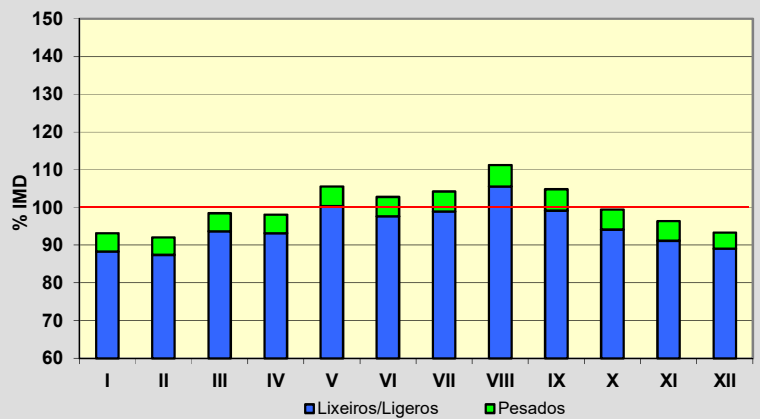
Nome/Nombre:

ManchicaIMDp: **109** I₃₀: **207**

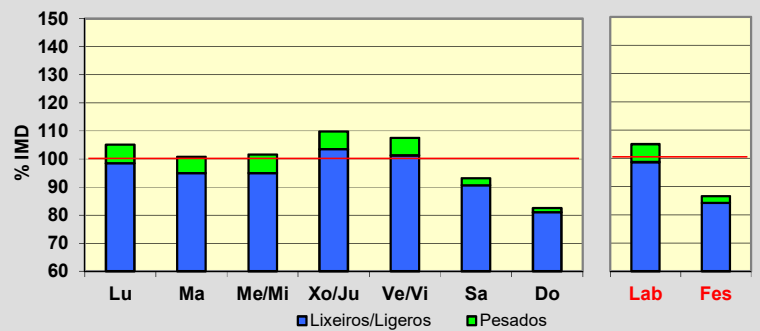
Treito/Tramo:

Manchica (OU-0202) - Celanova (Enl. centro AG-31)% Pes.: **5,1** I₁₅₀: **186****Variación Mensual**

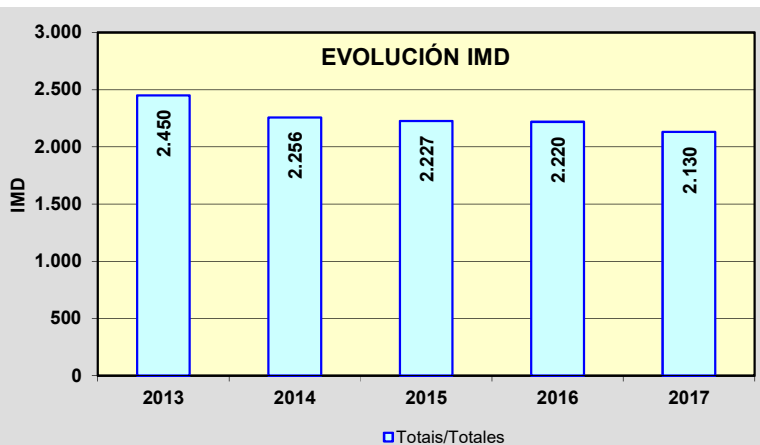
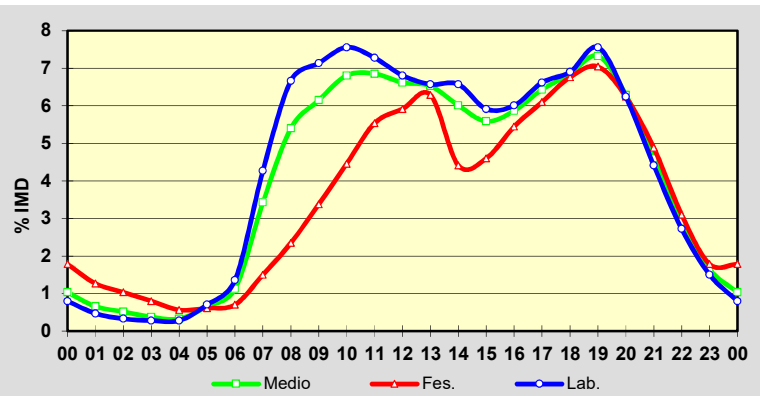
| | I.M.D. | % I.M.D. | % Pes. |
|------|--------|----------|--------|
| I | 1.984 | 93,15 | 5,2 |
| II | 1.960 | 92,02 | 5,0 |
| III | 2.098 | 98,50 | 4,9 |
| IV | 2.090 | 98,12 | 5,1 |
| V | 2.249 | 105,59 | 5,0 |
| VI | 2.190 | 102,82 | 5,1 |
| VII | 2.220 | 104,23 | 5,1 |
| VIII | 2.369 | 111,22 | 5,1 |
| IX | 2.232 | 104,79 | 5,4 |
| X | 2.118 | 99,44 | 5,3 |
| XI | 2.052 | 96,34 | 5,4 |
| XII | 1.988 | 93,33 | 4,6 |

**Semana Media**

| | I.M.D. | % I.M.D. | % Pes. |
|-------|--------|----------|--------|
| Lu | 2.239 | 105,12 | 6,3 |
| Ma | 2.147 | 100,80 | 5,8 |
| Me/Mi | 2.165 | 101,64 | 6,6 |
| Xo/Ju | 2.339 | 109,81 | 5,8 |
| Ve/Vi | 2.290 | 107,51 | 5,8 |
| Sa | 1.985 | 93,19 | 2,7 |
| Do | 1.758 | 82,54 | 1,9 |
| Lab | 2.236 | 104,98 | 6,0 |
| Fes | 1.844 | 86,57 | 2,8 |

**Día Medio**

| | Lab. | Fes. | Medio |
|--------------|--------------|--------------|--------------|
| 00 | 17 | 38 | 22 |
| 01 | 10 | 27 | 14 |
| 02 | 7 | 22 | 11 |
| 03 | 6 | 17 | 8 |
| 04 | 6 | 12 | 7 |
| 05 | 15 | 13 | 14 |
| 06 | 29 | 15 | 24 |
| 07 | 91 | 32 | 73 |
| 08 | 142 | 50 | 115 |
| 09 | 152 | 72 | 131 |
| 10 | 161 | 95 | 145 |
| 11 | 155 | 118 | 146 |
| 12 | 145 | 126 | 141 |
| 13 | 140 | 134 | 139 |
| 14 | 140 | 94 | 128 |
| 15 | 126 | 98 | 119 |
| 16 | 128 | 116 | 125 |
| 17 | 141 | 130 | 137 |
| 18 | 147 | 144 | 146 |
| 19 | 161 | 150 | 156 |
| 20 | 133 | 133 | 134 |
| 21 | 94 | 104 | 98 |
| 22 | 58 | 66 | 62 |
| 23 | 32 | 38 | 35 |
| Total | 2.236 | 1.844 | 2.130 |



PROVINCIA DE OURENSE

2017

| Código Estación | Tipo | Cuadríc. | | Nome / Nombre | Treito / Tramo | Rede | IMD | %Pes |
|--------------------|------|----------|---|-------------------|--------------------------------------------|------|-------|------|
| | | X | Y | | | Red | | |
| OU-540(39) | Com | 12 | D | Bande (OU-540) | Domés (AG-31) - Bande Norte | PB | 2.638 | 7,7% |
| OU-636(18) | Com | 19 | H | Freixido (OU-636) | Larouco - Freixido (OU-533) | PC | 1.021 | 8,0% |
| OU-801(2) | Per | 10 | G | Francelos | Ribadavia(OU-405) - Prexigueiro (OU-190) | PB | 1.568 | 5,0% |
| OU-902(18) | Com | 11 | I | O Irixo | Lím.Prov. (PO-203) - O Irixo (Ctra. Diput) | PC | 1.030 | 5,0% |

TIPO: PER (Permanente), SEM (Semipermanente) y COM (Complementaria)

REDE: VAC (Vía alta capacidade), PB (Primaria básica), PC (Primaria complementaria) y S (Secundaria)

Estación: **OU-540(39)**Tipo: **COM****MEMORIA DE AFOROS 2017**Rede/Red: **PB**IMD: **2.638**

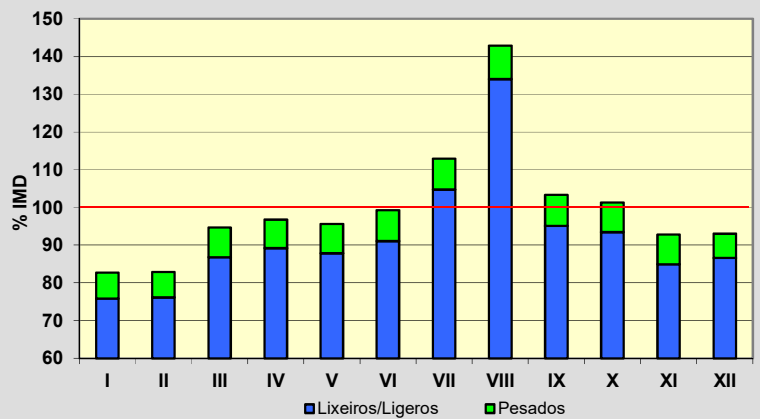
Nome/Nombre:

Bande (OU-540)IMDp: **203** I₃₀: **335**

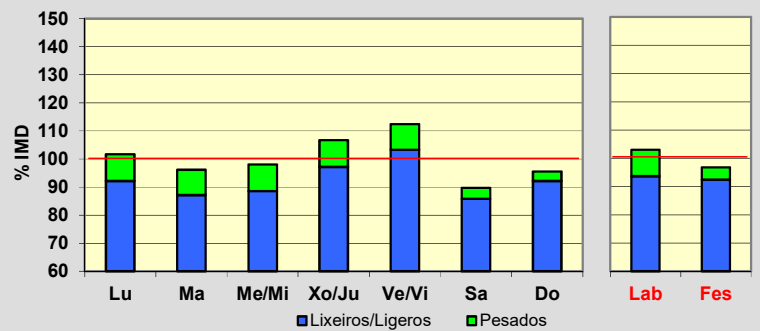
Treito/Tramo:

Domés (AG-31) - Bande Norte% Pes.: **7,7** I₁₅₀: **279****Variación Mensual**

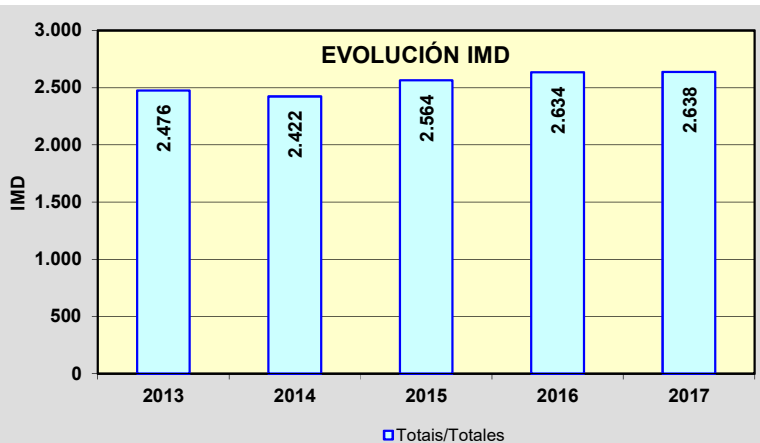
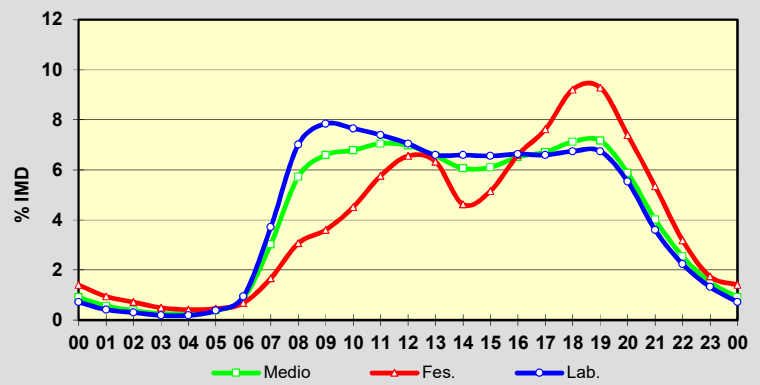
| | I.M.D. | % I.M.D. | % Pes. |
|------|--------|----------|--------|
| I | 2.182 | 82,71 | 8,3 |
| II | 2.185 | 82,83 | 8,1 |
| III | 2.496 | 94,62 | 8,2 |
| IV | 2.553 | 96,78 | 7,8 |
| V | 2.522 | 95,60 | 8,1 |
| VI | 2.620 | 99,32 | 8,3 |
| VII | 2.979 | 112,93 | 7,3 |
| VIII | 3.770 | 142,91 | 6,2 |
| IX | 2.726 | 103,34 | 8,0 |
| X | 2.672 | 101,29 | 7,7 |
| XI | 2.447 | 92,76 | 8,5 |
| XII | 2.453 | 92,99 | 6,8 |

**Semana Media**

| | I.M.D. | % I.M.D. | % Pes. |
|-------|--------|----------|--------|
| Lu | 2.683 | 101,71 | 9,4 |
| Ma | 2.536 | 96,13 | 9,3 |
| Me/Mi | 2.587 | 98,07 | 9,7 |
| Xo/Ju | 2.814 | 106,67 | 8,9 |
| Ve/Vi | 2.967 | 112,47 | 8,1 |
| Sa | 2.369 | 89,80 | 4,4 |
| Do | 2.521 | 95,56 | 3,5 |
| Lab | 2.717 | 102,99 | 9,1 |
| Fes | 2.553 | 96,78 | 4,5 |

**Día Medio**

| | Lab. | Fes. | Medio |
|----|--------------|--------------|--------------|
| 00 | 19 | 37 | 24 |
| 01 | 11 | 25 | 15 |
| 02 | 8 | 19 | 10 |
| 03 | 5 | 13 | 7 |
| 04 | 5 | 11 | 7 |
| 05 | 10 | 12 | 10 |
| 06 | 25 | 18 | 23 |
| 07 | 98 | 44 | 80 |
| 08 | 185 | 81 | 151 |
| 09 | 207 | 95 | 174 |
| 10 | 202 | 119 | 179 |
| 11 | 195 | 152 | 186 |
| 12 | 186 | 173 | 184 |
| 13 | 174 | 167 | 173 |
| 14 | 174 | 122 | 160 |
| 15 | 173 | 136 | 161 |
| 16 | 175 | 174 | 172 |
| 17 | 174 | 201 | 177 |
| 18 | 178 | 243 | 188 |
| 19 | 178 | 245 | 189 |
| 20 | 146 | 195 | 155 |
| 21 | 95 | 141 | 106 |
| 22 | 59 | 84 | 67 |
| 23 | 35 | 46 | 40 |
| | 2.717 | 2.553 | 2.638 |



Estación: **OU-636(18)**Tipo: **COM**

MEMORIA DE AFOROS 2017

Rede/Red: **PC**IMD: **1.021**

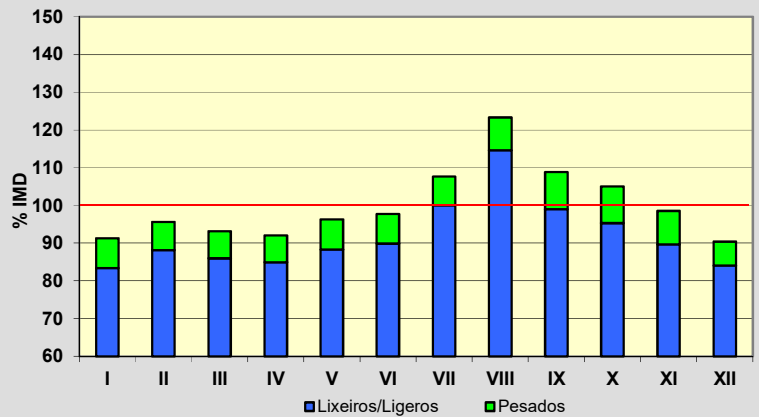
Nome/Nombre:

Freixido (OU-636)IMDp: **82** I₃₀: **110**

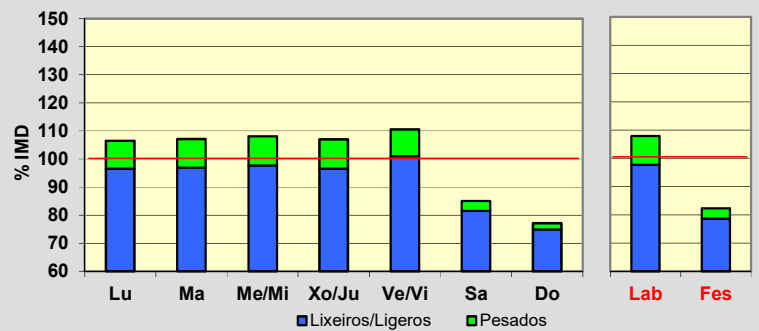
Treito/Tramo:

Larouco - Freixido (OU-533)% Pes.: **8,0** I₁₅₀: **97****Variación Mensual**

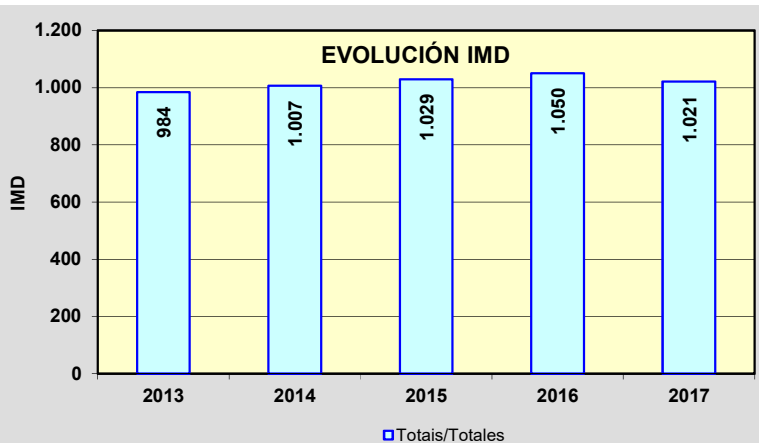
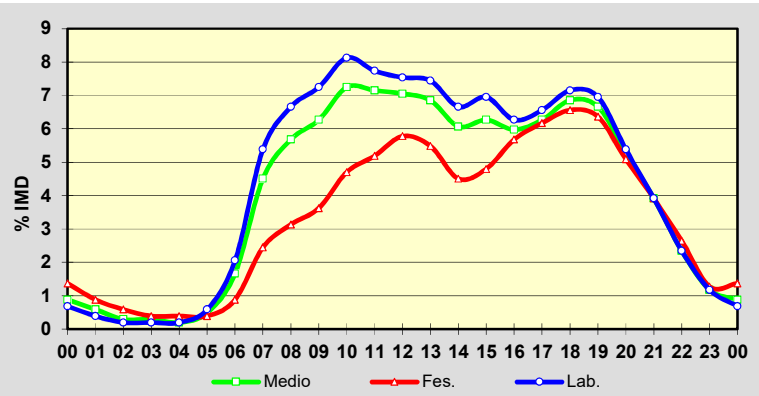
| | I.M.D. | % I.M.D. | % Pes. |
|------|--------|----------|--------|
| I | 932 | 91,28 | 8,7 |
| II | 976 | 95,59 | 7,8 |
| III | 951 | 93,14 | 7,7 |
| IV | 940 | 92,07 | 7,8 |
| V | 983 | 96,28 | 8,2 |
| VI | 998 | 97,75 | 8,0 |
| VII | 1.099 | 107,64 | 7,1 |
| VIII | 1.259 | 123,31 | 7,1 |
| IX | 1.111 | 108,81 | 9,0 |
| X | 1.072 | 105,00 | 9,2 |
| XI | 1.006 | 98,53 | 9,0 |
| XII | 923 | 90,40 | 7,0 |

**Semana Media**

| | I.M.D. | % I.M.D. | % Pes. |
|-------|--------|----------|--------|
| Lu | 1.088 | 106,56 | 9,4 |
| Ma | 1.094 | 107,15 | 9,6 |
| Me/Mi | 1.104 | 108,13 | 9,7 |
| Xo/Ju | 1.093 | 107,05 | 9,8 |
| Ve/Vi | 1.129 | 110,58 | 8,7 |
| Sa | 868 | 85,01 | 4,1 |
| Do | 787 | 77,08 | 2,8 |
| Lab | 1.101 | 107,84 | 9,4 |
| Fes | 840 | 82,27 | 4,4 |

**Día Medio**

| | Lab. | Fes. | Medio |
|----|--------------|------------|--------------|
| 00 | 7 | 14 | 9 |
| 01 | 4 | 9 | 6 |
| 02 | 2 | 6 | 3 |
| 03 | 2 | 4 | 3 |
| 04 | 2 | 4 | 2 |
| 05 | 6 | 4 | 5 |
| 06 | 21 | 9 | 17 |
| 07 | 55 | 25 | 46 |
| 08 | 68 | 32 | 58 |
| 09 | 74 | 37 | 64 |
| 10 | 83 | 48 | 74 |
| 11 | 79 | 53 | 73 |
| 12 | 77 | 59 | 72 |
| 13 | 76 | 56 | 70 |
| 14 | 68 | 46 | 62 |
| 15 | 71 | 49 | 64 |
| 16 | 64 | 58 | 61 |
| 17 | 67 | 63 | 64 |
| 18 | 73 | 67 | 70 |
| 19 | 71 | 65 | 68 |
| 20 | 55 | 52 | 54 |
| 21 | 40 | 40 | 40 |
| 22 | 24 | 27 | 24 |
| 23 | 12 | 13 | 12 |
| | 1.101 | 840 | 1.021 |



Estación: **OU-801(2)**Tipo: **PER****MEMORIA DE AFOROS 2017**Rede/Red: **PB**IMD: **1.568**

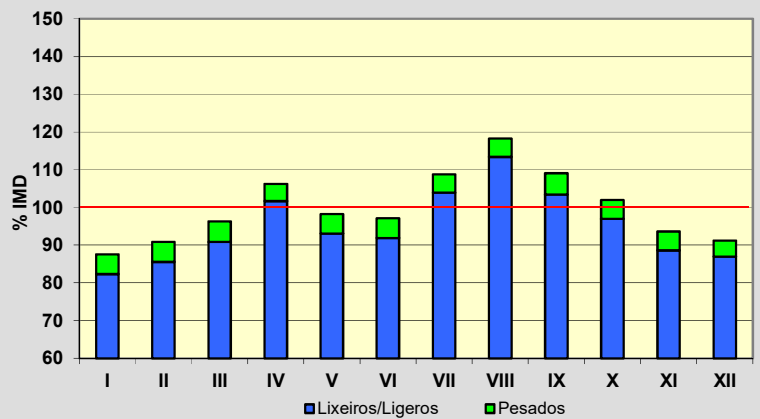
Nome/Nombre:

FrancelosIMDp: **79** I₃₀: **191**

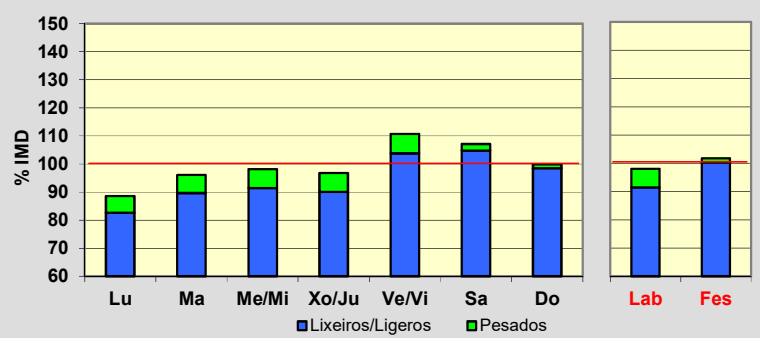
Treito/Tramo:

Ribadavia(OU-405) - Prexigueiro (OU-190)% Pes.: **5,0** I₁₅₀: **160****Variación Mensual**

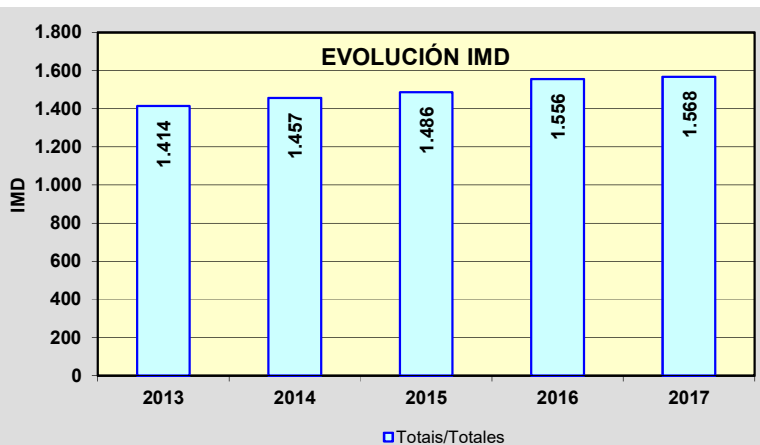
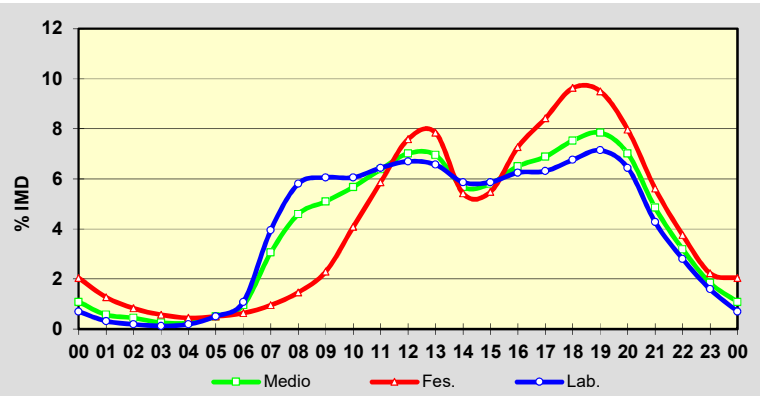
| | I.M.D. | % I.M.D. | % Pes. |
|------|--------|----------|--------|
| I | 1.373 | 87,56 | 6,0 |
| II | 1.424 | 90,82 | 5,8 |
| III | 1.510 | 96,30 | 5,7 |
| IV | 1.666 | 106,25 | 4,3 |
| V | 1.540 | 98,21 | 5,2 |
| VI | 1.523 | 97,13 | 5,4 |
| VII | 1.706 | 108,80 | 4,5 |
| VIII | 1.854 | 118,24 | 4,1 |
| IX | 1.710 | 109,06 | 5,2 |
| X | 1.599 | 101,98 | 4,9 |
| XI | 1.468 | 93,62 | 5,4 |
| XII | 1.430 | 91,20 | 4,6 |

**Semana Media**

| | I.M.D. | % I.M.D. | % Pes. |
|-------|--------|----------|--------|
| Lu | 1.389 | 88,58 | 6,7 |
| Ma | 1.506 | 96,05 | 6,6 |
| Me/Mi | 1.540 | 98,21 | 6,9 |
| Xo/Ju | 1.518 | 96,81 | 7,0 |
| Ve/Vi | 1.737 | 110,78 | 6,3 |
| Sa | 1.680 | 107,14 | 2,2 |
| Do | 1.566 | 99,87 | 1,4 |
| Lab | 1.537 | 98,02 | 6,7 |
| Fes | 1.595 | 101,72 | 1,4 |

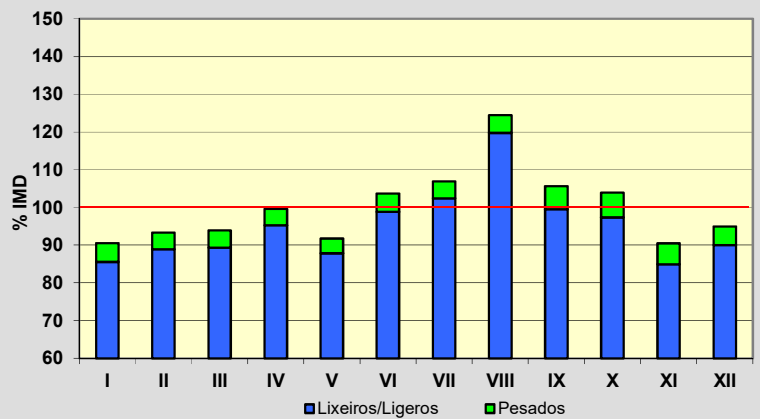
**Día Medio**

| | Lab. | Fes. | Medio |
|----|--------------|--------------|--------------|
| 00 | 11 | 32 | 17 |
| 01 | 5 | 20 | 9 |
| 02 | 3 | 13 | 7 |
| 03 | 2 | 9 | 4 |
| 04 | 3 | 7 | 4 |
| 05 | 8 | 8 | 8 |
| 06 | 17 | 10 | 15 |
| 07 | 62 | 15 | 48 |
| 08 | 91 | 23 | 72 |
| 09 | 95 | 36 | 80 |
| 10 | 95 | 64 | 89 |
| 11 | 101 | 92 | 100 |
| 12 | 105 | 119 | 110 |
| 13 | 103 | 123 | 109 |
| 14 | 92 | 85 | 89 |
| 15 | 92 | 86 | 91 |
| 16 | 98 | 114 | 102 |
| 17 | 99 | 132 | 108 |
| 18 | 106 | 151 | 118 |
| 19 | 112 | 149 | 123 |
| 20 | 101 | 125 | 110 |
| 21 | 67 | 88 | 76 |
| 22 | 44 | 59 | 50 |
| 23 | 25 | 35 | 29 |
| | 1.537 | 1.595 | 1.568 |

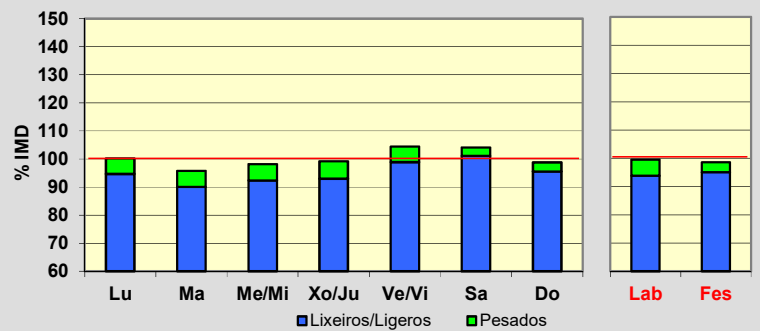


Estación: **OU-902(18)**Tipo: **COM****MEMORIA DE AFOROS 2017**Rede/Red: **PC**IMD: **1.030**Nome/Nombre: **O Irixo**IMDp: **51** I₃₀: **146**Treito/Tramo: **Lím.Prov. (PO-203) - O Irixo (Ctra. Diput)**% Pes.: **5,0** I₁₅₀: **107****Variación Mensual**

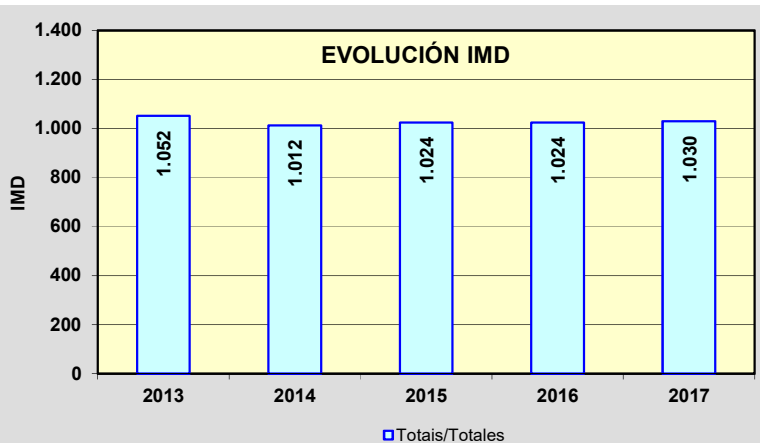
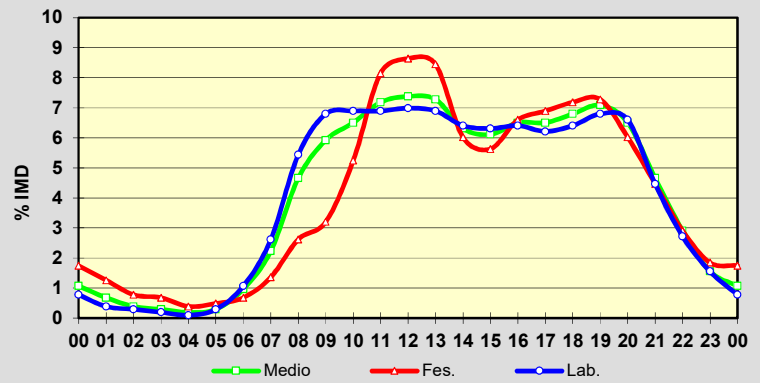
| | I.M.D. | % I.M.D. | % Pes. |
|------|--------|----------|--------|
| I | 933 | 90,58 | 5,6 |
| II | 961 | 93,30 | 4,7 |
| III | 967 | 93,88 | 4,9 |
| IV | 1.026 | 99,61 | 4,4 |
| V | 945 | 91,75 | 4,2 |
| VI | 1.068 | 103,69 | 4,7 |
| VII | 1.101 | 106,89 | 4,2 |
| VIII | 1.282 | 124,47 | 3,8 |
| IX | 1.088 | 105,63 | 5,8 |
| X | 1.070 | 103,88 | 6,3 |
| XI | 932 | 90,49 | 6,1 |
| XII | 978 | 94,95 | 5,2 |

**Semana Media**

| | I.M.D. | % I.M.D. | % Pes. |
|-------|--------|----------|--------|
| Lu | 1.032 | 100,19 | 5,5 |
| Ma | 987 | 95,83 | 6,0 |
| Me/Mi | 1.011 | 98,16 | 5,9 |
| Xo/Ju | 1.022 | 99,22 | 6,3 |
| Ve/Vi | 1.075 | 104,37 | 5,2 |
| Sa | 1.072 | 104,08 | 2,9 |
| Do | 1.017 | 98,74 | 3,2 |
| Lab | 1.025 | 99,51 | 5,8 |
| Fes | 1.015 | 98,54 | 3,5 |

**Día Medio**

| | Lab. | Fes. | Medio |
|--------------|--------------|--------------|--------------|
| 00 | 8 | 18 | 11 |
| 01 | 4 | 13 | 7 |
| 02 | 3 | 8 | 4 |
| 03 | 2 | 7 | 3 |
| 04 | 1 | 4 | 2 |
| 05 | 3 | 5 | 3 |
| 06 | 11 | 7 | 10 |
| 07 | 27 | 14 | 23 |
| 08 | 56 | 27 | 48 |
| 09 | 70 | 33 | 61 |
| 10 | 71 | 54 | 67 |
| 11 | 71 | 84 | 74 |
| 12 | 72 | 89 | 76 |
| 13 | 71 | 87 | 75 |
| 14 | 66 | 62 | 65 |
| 15 | 65 | 58 | 63 |
| 16 | 66 | 68 | 67 |
| 17 | 64 | 71 | 67 |
| 18 | 66 | 74 | 70 |
| 19 | 70 | 75 | 73 |
| 20 | 68 | 62 | 67 |
| 21 | 46 | 46 | 48 |
| 22 | 28 | 30 | 30 |
| 23 | 16 | 19 | 16 |
| Total | 1.025 | 1.015 | 1.030 |



PROVINCIA DE PONTEVEDRA

2017

| Código Estación | Tipo | Cuadríc. | | Nome / Nombre | Treito / Tramo | Rede Red | IMD | %Pes |
|-----------------|------|----------|---|-----------------------|---------------------------------------------------|----------|--------|------|
| | | X | Y | | | | | |
| AG-41(0) | Per | 6 | I | Curro | Curro (AP-9) - Enl. Curro (PO-531) | VAC | 9.215 | 8,5% |
| AG-41(3) | Per | 6 | I | Curro (AG-41) | Enl. Curro (PO-531) - Enl. Mosteiro(PO-300) | VAC | 17.959 | 6,1% |
| AG-41(4) | Per | 6 | I | Mosteiro (AG-41) | Enl. Mosteiro(PO-300) - Enl. Meis(EP-9402) | VAC | 18.367 | 6,5% |
| AG-41(8) | Per | 5 | I | Meis (AG-41) | Enl. Meis(EP-9402) - Enl. Ribadumia (VG-4.2) | VAC | 18.449 | 5,3% |
| AG-41(14) | Per | 5 | H | Ribadumia (AG-41) | Enl. Ribadumia (VG-4.2) - Enl. Meaño(PO-303) | VAC | 15.281 | 4,8% |
| AG-41(15) | Per | 5 | H | Meaño (AG-41) | Enl. Meaño(PO-303) - Enl. Nantes(Pol. Ind) | VAC | 15.493 | 4,5% |
| AG-41(17) | Per | 5 | H | Sanxenxo (AG-41) | Enl. Nantes(Pol. Ind) - Enl. Sanxenxo (VG-4.1) | VAC | 15.361 | 4,2% |
| AG-57(2) | Per | 5 | E | Baiona (AG-57) | Baiona (PO-552) - Enl. de Sabaris | VAC | 2.822 | 3,2% |
| AG-57(19) | Per | 6 | E | Puxeiros | Enl. de Vincios - Enlace 2º Cinturón Vigo (VG-20) | VAC | 11.293 | 4,3% |
| CG-4.1(0) | Per | 6 | G | Túnel Domaio (CG-4.1) | Rande (AP-9) - Enl. Domaio (Estda. Dep) | VAC | 9.497 | 3,3% |
| CG-4.2(3) | Per | 5 | C | Bustelo | Goián (PO-552) - Tabagón (EP-3302) | VAC | 7.036 | 4,4% |
| PO-205(1) | Per | 10 | K | Silleda (PO-205) | Silleda (N-525) - Vila de Cruces (PO-206) | PC | 2.771 | 7,1% |
| PO-221(4) | Com | 7 | J | Moraña | Moraña (PO-226) - Campo Lameiro | S | 3.052 | 4,5% |
| PO-223(6) | Per | 7 | I | Xeve (PO-223) | PO-224 - Campo Lameiro (PO-231) | S | 1.716 | 5,6% |
| PO-233(2) | Com | 7 | H | Ponte Bora (PO-233) | Ponte Bora - Carballedo | S | 1.918 | 2,8% |
| PO-244(3) | Com | 7 | G | Ponte Caldeas | Ponte Caldeas - Soutomaior | S | 1.402 | 3,9% |
| PO-250(2) | Com | 7 | G | Redondela | Redondela - Pazos de Borbén (PO-253) | S | 3.306 | 3,5% |
| PO-252(12) | Com | 8 | G | Moscoso | Mondariz - Moscoso | S | 393 | 5,1% |
| PO-255(3) | Com | 8 | H | Caritel | Ponte Caldeas - Caritel (PO-241) | PC | 3.312 | 4,7% |
| PO-307(3) | Per | 5 | I | Illa de Arousa | PO-306 - Illa de Arousa | PC | 8.748 | 4,0% |
| PO-308(1) | Per | 6 | H | Poio | Poio (PO-309) - Poio (PO-535) | PC | 17.152 | 2,8% |
| PO-308(14) | Per | 5 | H | Sanxenxo | Samieira (PO-303) - Sanxenxo (PO-504) | PC | 10.995 | 3,0% |
| PO-308(21) | Per | 5 | H | Portonovo | Portonovo (PO-364) - A Lanzada (PO-550) | PC | 4.603 | 3,1% |
| PO-313(6) | Com | 6 | G | Marín (PO-313) | Enl. VG-4.4 - Enl. CG-4.1 | S | 2.796 | 3,8% |
| PO-315(8) | Per | 5 | G | Menduiña | Menduiña (VG-4.6) - Cangas (PO-551) | PC | 5.773 | 3,5% |
| PO-316(3) | Per | 5 | I | O Grove | A Lanzada (PO-550) - O Grove | PC | 12.040 | 5,0% |
| PO-325(7) | Com | 5 | E | Santa Marta (Saians) | Canido (Estda. Dep) - Praia América (AG-57N) | S | 9.617 | 2,3% |
| PO-340(3) | Com | 6 | D | Randufe (Tui) | Enl. A-55 - Couso (PO-344) | PC | 2.143 | 3,6% |
| PO-340(12) | Com | 6 | D | Couso | Couso (PO-344) - Gondomar (PO-331) | PC | 5.917 | 3,7% |
| PO-400(17) | Per | 9 | E | Arbo | As Neves (PO-415) - Arbo (PO-405) | PC | 2.683 | 6,6% |
| PO-403(9) | Com | 8 | E | Ponteareas (PO-403) | A-52 - Ponteareas (N-120) | PC | 11.707 | 3,5% |

TIPO: PER (Permanente), SEM (Semipermanente) y COM (Complementaria)

REDE: VAC (Via alta capacidade), PB (Primaria básica), PC (Primaria complementaria) y S (Secundaria)

Estación: **AG-41(0)**Tipo: **PER**

MEMORIA DE AFOROS 2017

Rede/Red: **VAC**IMD: **9.215**

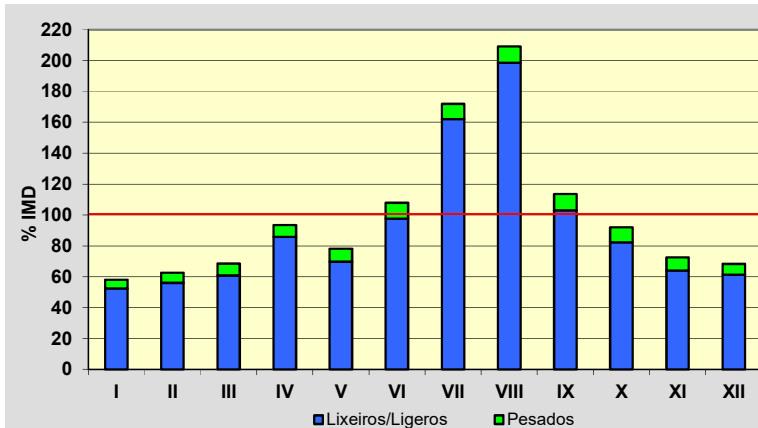
Nome/Nombre:

CurroIMDp: **785** I₃₀: **1.842**

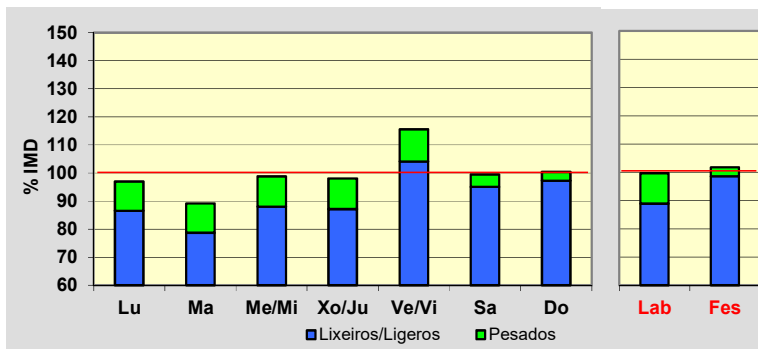
Treito/Tramo:

Curro (AP-9) - Enl. Curro (PO-531)% Pes.: **8,5** I₁₅₀: **1.458****Variación Mensual**

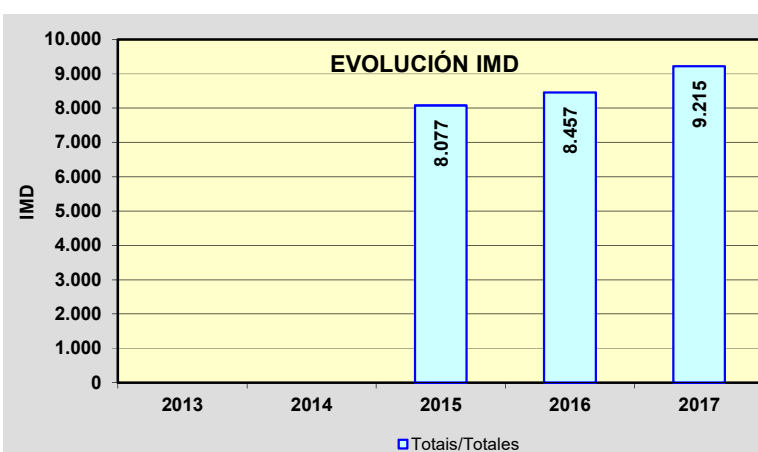
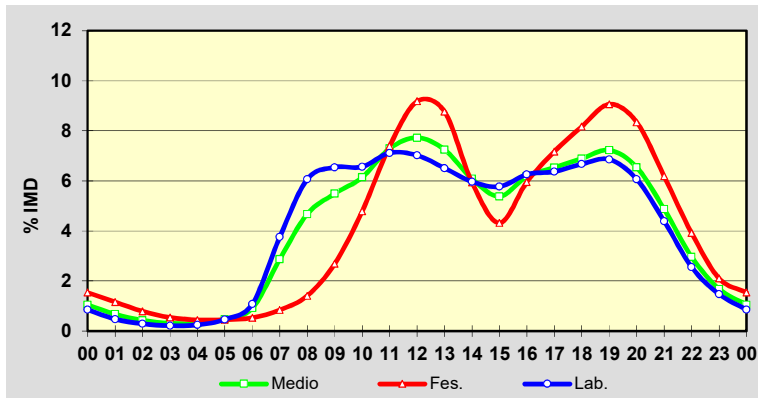
| | I.M.D. | % I.M.D. | % Pes. |
|------|--------|----------|--------|
| I | 5.359 | 58,16 | 9,8 |
| II | 5.763 | 62,54 | 10,4 |
| III | 6.309 | 68,46 | 11,2 |
| IV | 8.608 | 93,41 | 8,1 |
| V | 7.205 | 78,19 | 10,8 |
| VI | 9.935 | 107,81 | 9,5 |
| VII | 15.843 | 171,93 | 5,7 |
| VIII | 19.271 | 209,13 | 5,1 |
| IX | 10.464 | 113,55 | 9,3 |
| X | 8.479 | 92,01 | 10,6 |
| XI | 6.678 | 72,47 | 11,5 |
| XII | 6.291 | 68,27 | 10,2 |

**Semana Media**

| | I.M.D. | % I.M.D. | % Pes. |
|-------|--------|----------|--------|
| Lu | 8.936 | 96,97 | 10,8 |
| Ma | 8.218 | 89,18 | 11,7 |
| Me/Mi | 9.100 | 98,75 | 10,8 |
| Xo/Ju | 9.035 | 98,05 | 11,1 |
| Ve/Vi | 10.650 | 115,57 | 9,9 |
| Sa | 9.171 | 99,52 | 4,5 |
| Do | 9.255 | 100,43 | 3,1 |
| Lab | 9.182 | 99,64 | 10,8 |
| Fes | 9.373 | 101,71 | 3,1 |

**Día Medio**

| | Lab. | Fes. | Medio |
|----|--------------|--------------|--------------|
| 00 | 79 | 142 | 97 |
| 01 | 44 | 107 | 62 |
| 02 | 27 | 73 | 40 |
| 03 | 20 | 50 | 29 |
| 04 | 23 | 41 | 28 |
| 05 | 43 | 42 | 44 |
| 06 | 100 | 49 | 85 |
| 07 | 347 | 78 | 265 |
| 08 | 559 | 130 | 431 |
| 09 | 603 | 248 | 506 |
| 10 | 605 | 441 | 566 |
| 11 | 656 | 681 | 672 |
| 12 | 647 | 846 | 712 |
| 13 | 600 | 808 | 668 |
| 14 | 550 | 547 | 561 |
| 15 | 532 | 398 | 496 |
| 16 | 577 | 549 | 570 |
| 17 | 587 | 661 | 602 |
| 18 | 615 | 753 | 635 |
| 19 | 632 | 835 | 666 |
| 20 | 559 | 769 | 603 |
| 21 | 405 | 570 | 449 |
| 22 | 236 | 361 | 273 |
| 23 | 136 | 194 | 155 |
| | 9.182 | 9.373 | 9.215 |



Estación: **AG-41(3)**Tipo: **PER**

MEMORIA DE AFOROS 2017

Rede/Red: **VAC**IMD: **17.959**

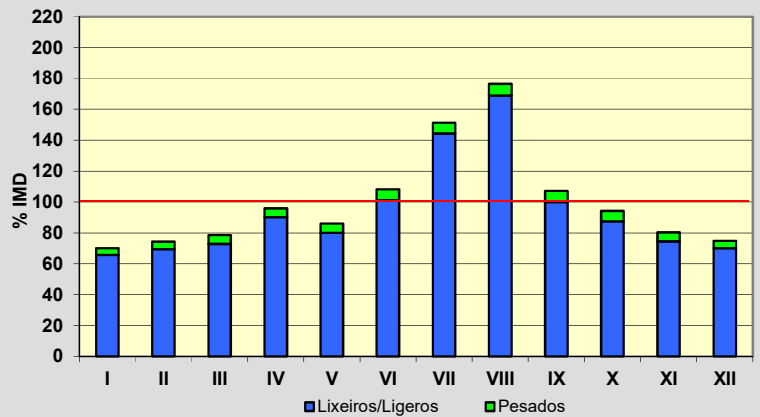
Nome/Nombre:

Curro (AG-41)IMDp: **1.091** I₃₀: **2.880**

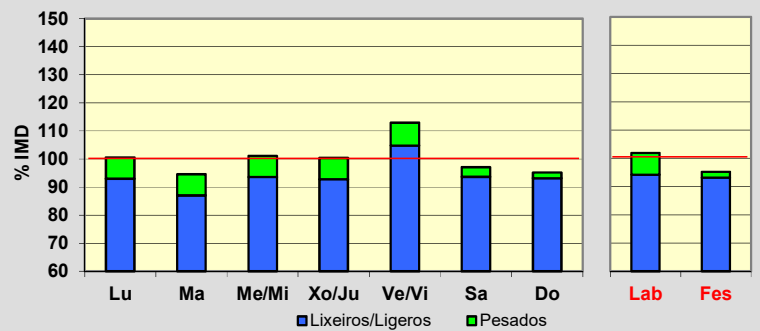
Treito/Tramo:

Enl. Curro (PO-531) - Enl. Mosteiro(PO-300)% Pes.: **6,1** I₁₅₀: **2.318****Variación Mensual**

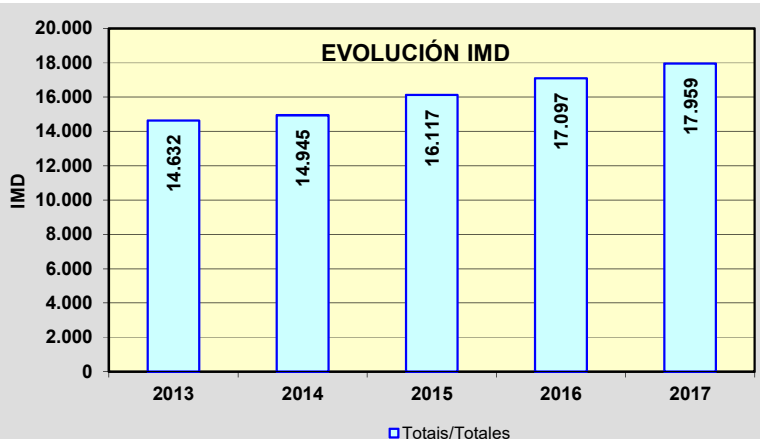
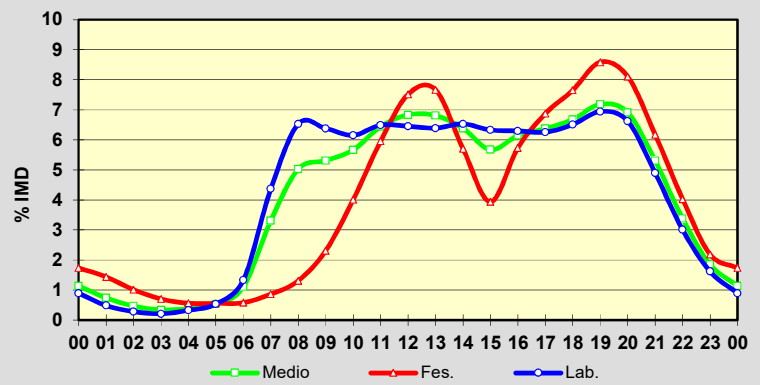
| | I.M.D. | % I.M.D. | % Pes. |
|------|--------|----------|--------|
| I | 12.595 | 70,13 | 6,2 |
| II | 13.360 | 74,39 | 6,7 |
| III | 14.099 | 78,51 | 7,2 |
| IV | 17.199 | 95,77 | 5,9 |
| V | 15.439 | 85,97 | 7,1 |
| VI | 19.453 | 108,32 | 6,6 |
| VII | 27.166 | 151,27 | 4,6 |
| VIII | 31.711 | 176,57 | 4,3 |
| IX | 19.230 | 107,08 | 6,8 |
| X | 16.902 | 94,11 | 7,2 |
| XI | 14.427 | 80,33 | 7,3 |
| XII | 13.432 | 74,79 | 6,4 |

**Semana Media**

| | I.M.D. | % I.M.D. | % Pes. |
|-------|--------|----------|--------|
| Lu | 18.059 | 100,56 | 7,5 |
| Ma | 16.978 | 94,54 | 7,9 |
| Me/Mi | 18.164 | 101,14 | 7,5 |
| Xo/Ju | 18.036 | 100,43 | 7,7 |
| Ve/Vi | 20.276 | 112,90 | 7,2 |
| Sa | 17.430 | 97,05 | 3,5 |
| Do | 17.099 | 95,21 | 2,2 |
| Lab | 18.295 | 101,87 | 7,5 |
| Fes | 17.098 | 95,21 | 2,2 |

**Día Medio**

| | Lab. | Fes. | Medio |
|--------------|---------------|---------------|---------------|
| 00 | 161 | 312 | 204 |
| 01 | 87 | 258 | 133 |
| 02 | 51 | 182 | 84 |
| 03 | 38 | 126 | 61 |
| 04 | 59 | 101 | 69 |
| 05 | 96 | 100 | 96 |
| 06 | 240 | 104 | 199 |
| 07 | 785 | 155 | 595 |
| 08 | 1.173 | 235 | 903 |
| 09 | 1.146 | 415 | 954 |
| 10 | 1.105 | 720 | 1.018 |
| 11 | 1.166 | 1.069 | 1.157 |
| 12 | 1.159 | 1.350 | 1.227 |
| 13 | 1.148 | 1.377 | 1.223 |
| 14 | 1.173 | 1.025 | 1.146 |
| 15 | 1.137 | 707 | 1.019 |
| 16 | 1.131 | 1.030 | 1.103 |
| 17 | 1.124 | 1.234 | 1.145 |
| 18 | 1.169 | 1.375 | 1.199 |
| 19 | 1.247 | 1.542 | 1.290 |
| 20 | 1.189 | 1.456 | 1.241 |
| 21 | 880 | 1.109 | 953 |
| 22 | 540 | 723 | 607 |
| 23 | 291 | 393 | 333 |
| Total | 18.295 | 17.098 | 17.959 |



Estación: **AG-41(4)**Tipo: **PER****MEMORIA DE AFOROS 2017**Rede/Red: **VAC**IMD: **18.367**

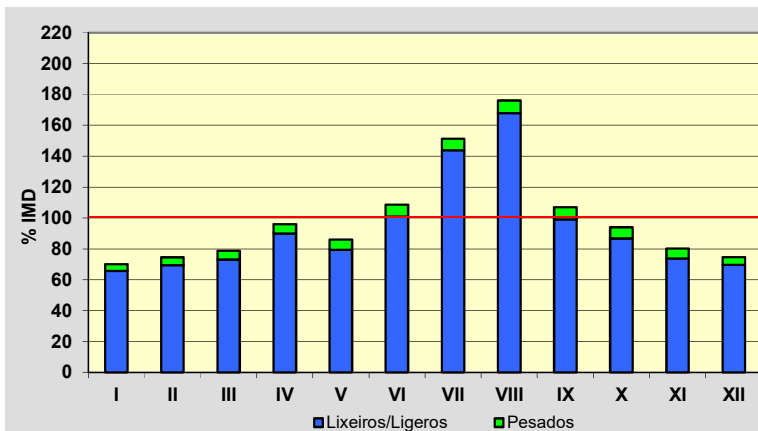
Nome/Nombre:

Mosteiro (AG-41)IMDp: **1.189** I₃₀: **2.927**

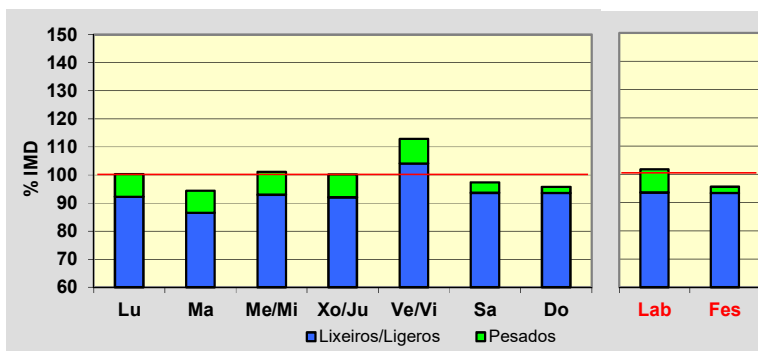
Treito/Tramo:

Enl. Mosteiro(PO-300) - Enl. Meis(EP-9402)% Pes.: **6,5** I₁₅₀: **2.355****Variación Mensual**

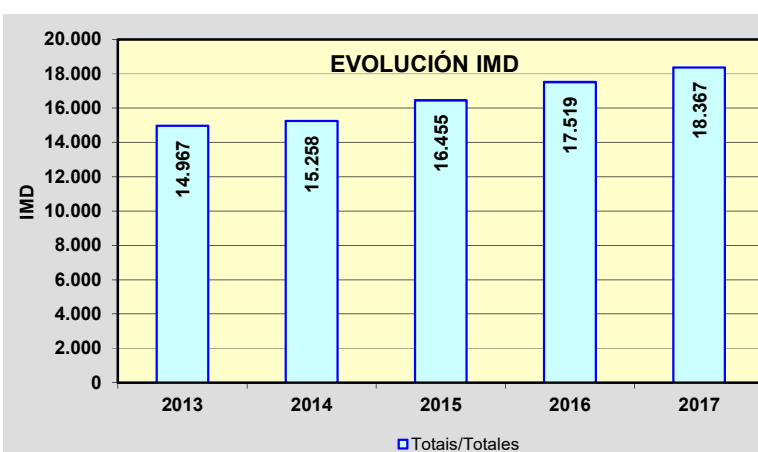
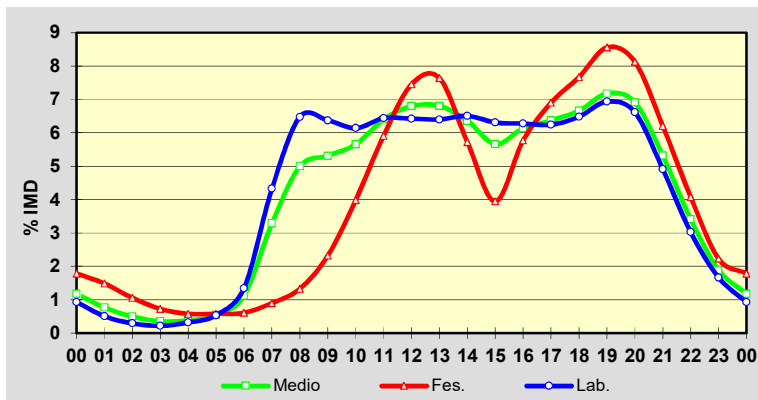
| | I.M.D. | % I.M.D. | % Pes. |
|------|--------|----------|--------|
| I | 12.892 | 70,19 | 6,4 |
| II | 13.672 | 74,44 | 6,8 |
| III | 14.437 | 78,60 | 7,2 |
| IV | 17.638 | 96,03 | 6,3 |
| V | 15.803 | 86,04 | 7,6 |
| VI | 19.953 | 108,64 | 7,1 |
| VII | 27.805 | 151,39 | 4,9 |
| VIII | 32.352 | 176,14 | 4,6 |
| IX | 19.656 | 107,02 | 7,3 |
| X | 17.255 | 93,95 | 7,7 |
| XI | 14.714 | 80,11 | 7,9 |
| XII | 13.724 | 74,72 | 7,0 |

**Semana Media**

| | I.M.D. | % I.M.D. | % Pes. |
|-------|--------|----------|--------|
| Lu | 18.422 | 100,30 | 8,0 |
| Ma | 17.341 | 94,41 | 8,4 |
| Me/Mi | 18.569 | 101,10 | 8,1 |
| Xo/Ju | 18.403 | 100,20 | 8,2 |
| Ve/Vi | 20.717 | 112,79 | 7,7 |
| Sa | 17.877 | 97,33 | 3,7 |
| Do | 17.582 | 95,73 | 2,3 |
| Lab | 18.683 | 101,72 | 8,1 |
| Fes | 17.554 | 95,57 | 2,3 |

**Día Medio**

| | Lab. | Fes. | Medio |
|--------------|---------------|---------------|---------------|
| 00 | 170 | 328 | 215 |
| 01 | 93 | 273 | 141 |
| 02 | 54 | 194 | 91 |
| 03 | 40 | 133 | 65 |
| 04 | 59 | 106 | 70 |
| 05 | 98 | 106 | 99 |
| 06 | 247 | 112 | 206 |
| 07 | 795 | 165 | 604 |
| 08 | 1.190 | 244 | 918 |
| 09 | 1.171 | 426 | 976 |
| 10 | 1.128 | 732 | 1.039 |
| 11 | 1.183 | 1.086 | 1.176 |
| 12 | 1.180 | 1.369 | 1.249 |
| 13 | 1.176 | 1.403 | 1.250 |
| 14 | 1.195 | 1.051 | 1.168 |
| 15 | 1.159 | 725 | 1.040 |
| 16 | 1.153 | 1.061 | 1.127 |
| 17 | 1.147 | 1.268 | 1.170 |
| 18 | 1.191 | 1.409 | 1.224 |
| 19 | 1.274 | 1.572 | 1.318 |
| 20 | 1.215 | 1.493 | 1.270 |
| 21 | 903 | 1.140 | 977 |
| 22 | 556 | 749 | 626 |
| 23 | 306 | 409 | 348 |
| Total | 18.683 | 17.554 | 18.367 |



Estación: **AG-41(8)**Tipo: **PER**

MEMORIA DE AFOROS 2017

Rede/Red: **VAC**IMD: **18.449**

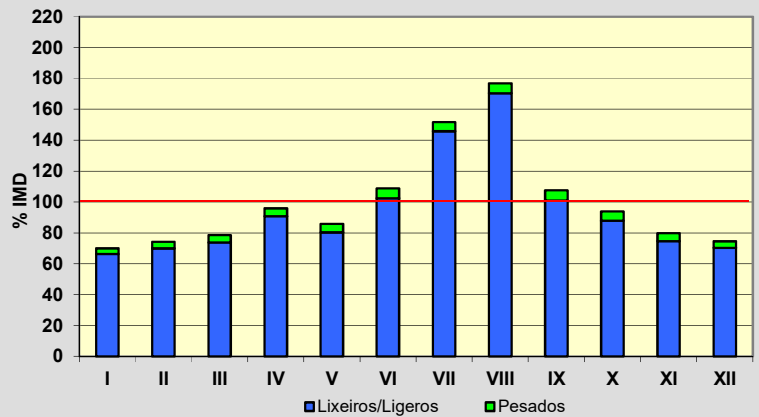
Nome/Nombre:

Meis (AG-41)IMDp: **977** I₃₀: **2.939**

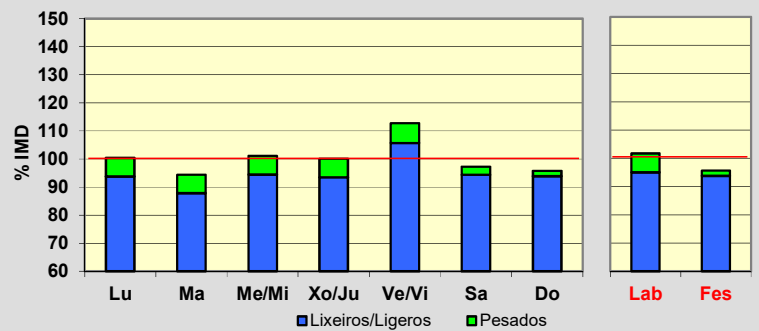
Treito/Tramo:

Enl. Meis(EP-9402) - Enl. Ribadumia (VG-4.2)% Pes.: **5,3** I₁₅₀: **2.365****Variación Mensual**

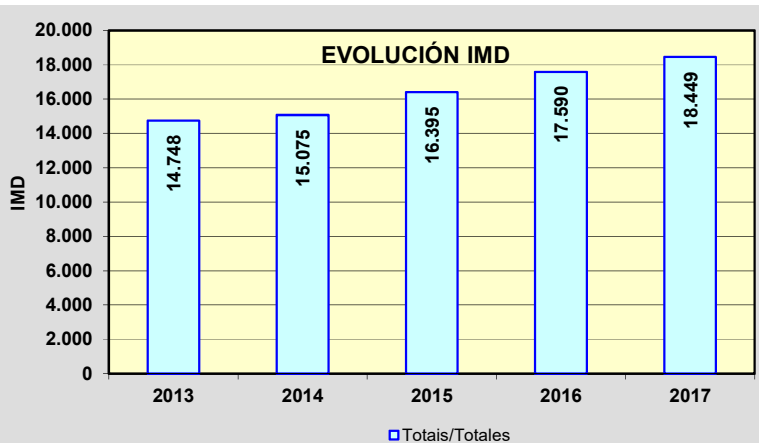
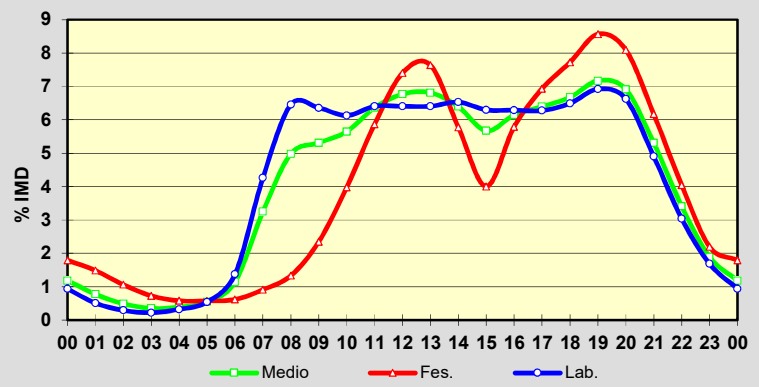
| | I.M.D. | % I.M.D. | % Pes. |
|------|--------|----------|--------|
| I | 12.909 | 69,97 | 5,3 |
| II | 13.674 | 74,12 | 5,6 |
| III | 14.485 | 78,51 | 6,2 |
| IV | 17.690 | 95,89 | 5,3 |
| V | 15.837 | 85,84 | 6,4 |
| VI | 20.057 | 108,72 | 5,9 |
| VII | 27.999 | 151,76 | 3,9 |
| VIII | 32.647 | 176,96 | 3,6 |
| IX | 19.828 | 107,47 | 6,0 |
| X | 17.300 | 93,77 | 6,3 |
| XI | 14.714 | 79,76 | 6,3 |
| XII | 13.737 | 74,46 | 5,5 |

**Semana Media**

| | I.M.D. | % I.M.D. | % Pes. |
|-------|--------|----------|--------|
| Lu | 18.513 | 100,35 | 6,6 |
| Ma | 17.411 | 94,37 | 6,9 |
| Me/Mi | 18.659 | 101,14 | 6,6 |
| Xo/Ju | 18.469 | 100,11 | 6,6 |
| Ve/Vi | 20.807 | 112,78 | 6,3 |
| Sa | 17.955 | 97,32 | 3,0 |
| Do | 17.668 | 95,77 | 1,9 |
| Lab | 18.764 | 101,71 | 6,6 |
| Fes | 17.642 | 95,63 | 2,0 |

**Día Medio**

| | Lab. | Fes. | Medio |
|--------------|---------------|---------------|---------------|
| 00 | 173 | 331 | 218 |
| 01 | 94 | 274 | 143 |
| 02 | 54 | 196 | 91 |
| 03 | 41 | 134 | 65 |
| 04 | 60 | 107 | 72 |
| 05 | 100 | 106 | 101 |
| 06 | 254 | 114 | 211 |
| 07 | 787 | 168 | 600 |
| 08 | 1.191 | 246 | 919 |
| 09 | 1.173 | 433 | 980 |
| 10 | 1.131 | 734 | 1.042 |
| 11 | 1.182 | 1.083 | 1.174 |
| 12 | 1.182 | 1.366 | 1.249 |
| 13 | 1.182 | 1.409 | 1.257 |
| 14 | 1.205 | 1.066 | 1.180 |
| 15 | 1.162 | 739 | 1.046 |
| 16 | 1.161 | 1.069 | 1.134 |
| 17 | 1.158 | 1.279 | 1.180 |
| 18 | 1.198 | 1.425 | 1.232 |
| 19 | 1.277 | 1.581 | 1.323 |
| 20 | 1.222 | 1.493 | 1.275 |
| 21 | 905 | 1.138 | 979 |
| 22 | 561 | 746 | 629 |
| 23 | 311 | 405 | 349 |
| Total | 18.764 | 17.642 | 18.449 |



Estación: **AG-41(14)**Tipo: **PER****MEMORIA DE AFOROS 2017**Rede/Red: **VAC**IMD: **15.281**

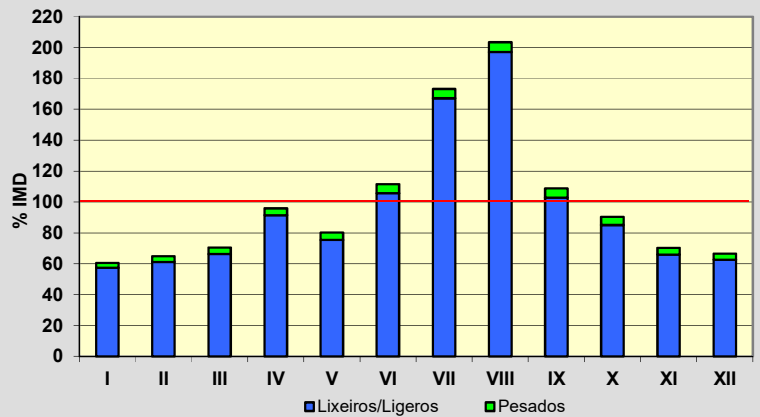
Nome/Nombre:

Ribadumia (AG-41)IMDp: **741** I₃₀: **2.836**

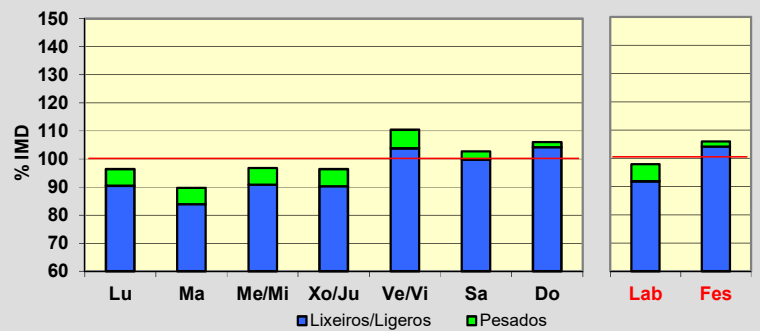
Treito/Tramo:

Enl. Ribadumia (VG-4.2) - Enl. Meaño(PO-303)% Pes.: **4,8** I₁₅₀: **2.308****Variación Mensual**

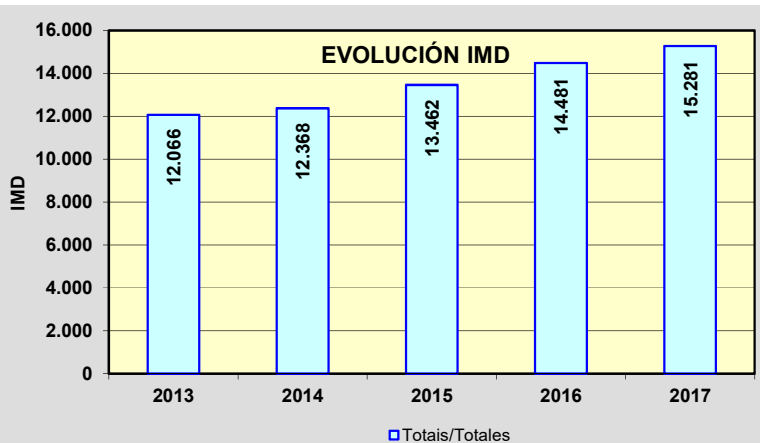
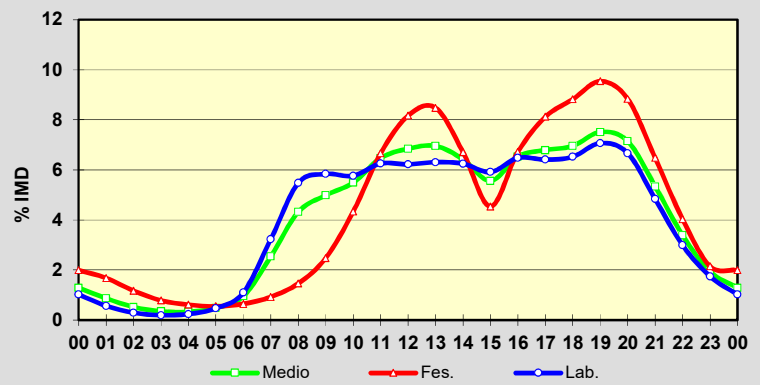
| | I.M.D. | % I.M.D. | % Pes. |
|------|--------|----------|--------|
| I | 9.241 | 60,47 | 5,2 |
| II | 9.898 | 64,77 | 5,7 |
| III | 10.778 | 70,53 | 6,1 |
| IV | 14.648 | 95,86 | 4,7 |
| V | 12.253 | 80,18 | 5,9 |
| VI | 17.043 | 111,53 | 5,2 |
| VII | 26.459 | 173,15 | 3,4 |
| VIII | 31.113 | 203,61 | 3,1 |
| IX | 16.632 | 108,84 | 5,6 |
| X | 13.820 | 90,44 | 5,9 |
| XI | 10.738 | 70,27 | 6,2 |
| XII | 10.158 | 66,47 | 5,7 |

**Semana Media**

| | I.M.D. | % I.M.D. | % Pes. |
|-------|--------|----------|--------|
| Lu | 14.727 | 96,37 | 6,1 |
| Ma | 13.710 | 89,72 | 6,5 |
| Me/Mi | 14.796 | 96,83 | 6,1 |
| Xo/Ju | 14.725 | 96,36 | 6,3 |
| Ve/Vi | 16.869 | 110,39 | 5,9 |
| Sa | 15.687 | 102,66 | 2,8 |
| Do | 16.196 | 105,99 | 1,7 |
| Lab | 14.958 | 97,89 | 6,2 |
| Fes | 16.185 | 105,92 | 1,7 |

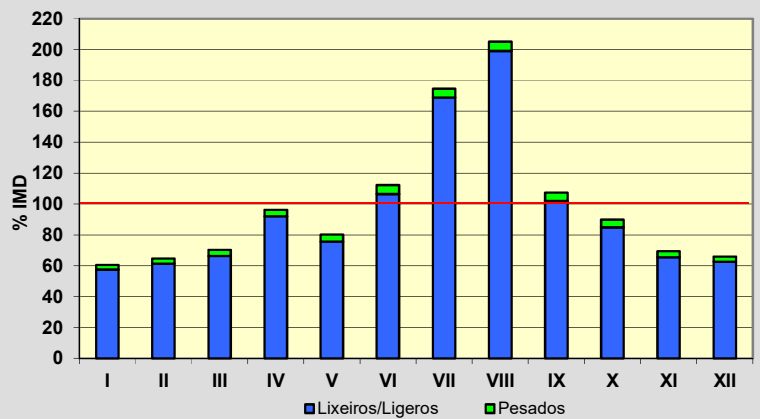
**Día Medio**

| | Lab. | Fes. | Medio |
|--------------|---------------|---------------|---------------|
| 00 | 156 | 304 | 197 |
| 01 | 87 | 257 | 133 |
| 02 | 45 | 179 | 80 |
| 03 | 30 | 120 | 53 |
| 04 | 37 | 94 | 51 |
| 05 | 72 | 84 | 74 |
| 06 | 168 | 99 | 146 |
| 07 | 494 | 142 | 388 |
| 08 | 837 | 224 | 660 |
| 09 | 892 | 379 | 762 |
| 10 | 881 | 662 | 839 |
| 11 | 956 | 1.018 | 989 |
| 12 | 951 | 1.248 | 1.046 |
| 13 | 964 | 1.296 | 1.063 |
| 14 | 955 | 1.026 | 982 |
| 15 | 904 | 694 | 850 |
| 16 | 990 | 1.027 | 998 |
| 17 | 980 | 1.241 | 1.038 |
| 18 | 997 | 1.348 | 1.063 |
| 19 | 1.080 | 1.458 | 1.148 |
| 20 | 1.019 | 1.350 | 1.092 |
| 21 | 739 | 990 | 816 |
| 22 | 457 | 616 | 517 |
| 23 | 267 | 329 | 296 |
| Total | 14.958 | 16.185 | 15.281 |

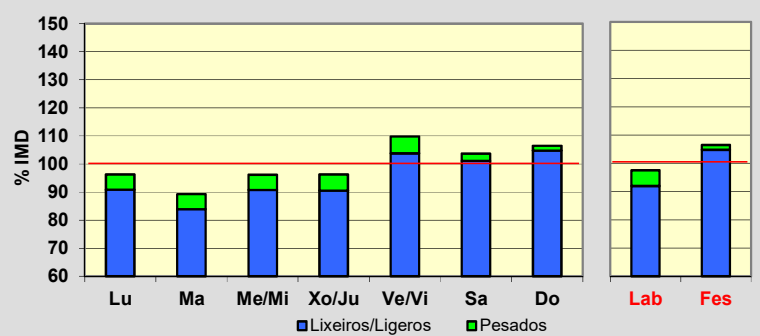


Estación: **AG-41(15)**Tipo: **PER****MEMORIA DE AFOROS 2017**Rede/Red: **VAC**IMD: **15.493**Nome/Nombre: **Meaño (AG-41)**IMDp: **694** I₃₀: **2.853**Treito/Tramo: **Enl. Meaño(PO-303) - Enl. Nantes(Pol. Ind)**% Pes.: **4,5** I₁₅₀: **2.347****Variación Mensual**

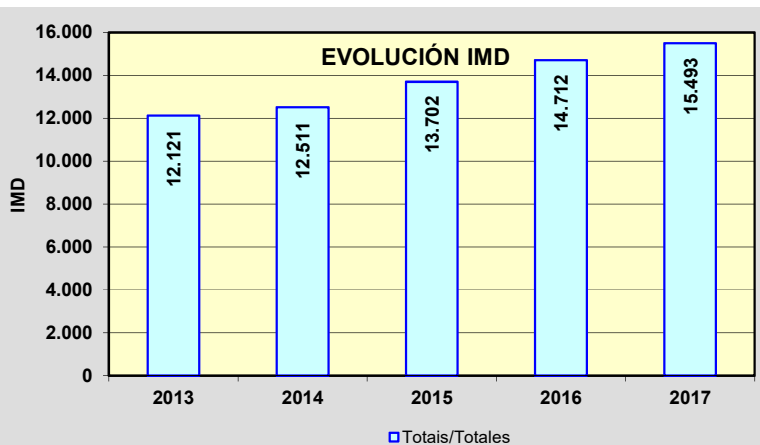
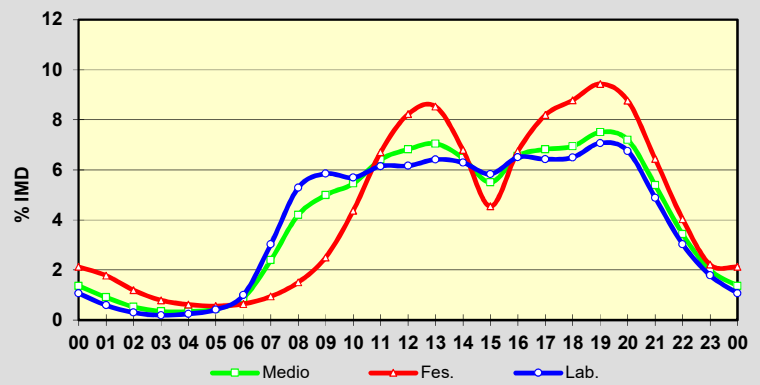
| | I.M.D. | % I.M.D. | % Pes. |
|------|--------|----------|--------|
| I | 9.351 | 60,36 | 4,7 |
| II | 10.022 | 64,69 | 5,1 |
| III | 10.877 | 70,21 | 5,7 |
| IV | 14.904 | 96,20 | 4,3 |
| V | 12.424 | 80,19 | 5,7 |
| VI | 17.383 | 112,20 | 5,1 |
| VII | 27.061 | 174,67 | 3,2 |
| VIII | 31.797 | 205,23 | 2,9 |
| IX | 16.625 | 107,31 | 5,0 |
| X | 13.911 | 89,79 | 5,5 |
| XI | 10.746 | 69,36 | 5,6 |
| XII | 10.210 | 65,90 | 5,1 |

**Semana Media**

| | I.M.D. | % I.M.D. | % Pes. |
|-------|--------|----------|--------|
| Lu | 14.919 | 96,30 | 5,6 |
| Ma | 13.832 | 89,28 | 6,0 |
| Me/Mi | 14.896 | 96,15 | 5,7 |
| Xo/Ju | 14.913 | 96,26 | 5,9 |
| Ve/Vi | 17.018 | 109,84 | 5,5 |
| Sa | 16.072 | 103,74 | 2,6 |
| Do | 16.501 | 106,51 | 1,6 |
| Lab | 15.109 | 97,52 | 5,7 |
| Fes | 16.495 | 106,47 | 1,6 |

**Día Medio**

| | Lab. | Fes. | Medio |
|--------------|---------------|---------------|---------------|
| 00 | 166 | 329 | 212 |
| 01 | 92 | 276 | 141 |
| 02 | 47 | 185 | 82 |
| 03 | 30 | 123 | 54 |
| 04 | 39 | 96 | 53 |
| 05 | 65 | 87 | 70 |
| 06 | 155 | 100 | 137 |
| 07 | 469 | 146 | 371 |
| 08 | 819 | 234 | 651 |
| 09 | 906 | 388 | 774 |
| 10 | 882 | 677 | 845 |
| 11 | 953 | 1.039 | 994 |
| 12 | 955 | 1.274 | 1.057 |
| 13 | 994 | 1.322 | 1.092 |
| 14 | 975 | 1.053 | 1.003 |
| 15 | 904 | 704 | 852 |
| 16 | 1.008 | 1.045 | 1.016 |
| 17 | 996 | 1.269 | 1.057 |
| 18 | 1.007 | 1.361 | 1.076 |
| 19 | 1.096 | 1.462 | 1.163 |
| 20 | 1.047 | 1.358 | 1.116 |
| 21 | 757 | 998 | 835 |
| 22 | 470 | 625 | 532 |
| 23 | 277 | 344 | 310 |
| Total | 15.109 | 16.495 | 15.493 |



Estación: **AG-41(17)**Tipo: **PER****MEMORIA DE AFOROS 2017**Rede/Red: **VAC**IMD: **15.361**

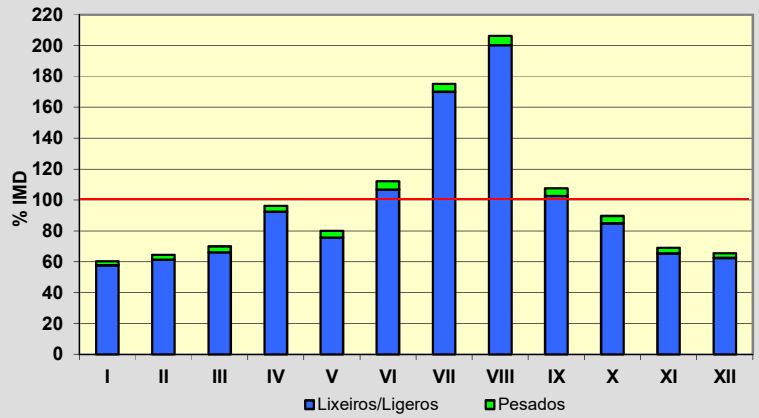
Nome/Nombre:

Sanxenxo (AG-41)IMDp: **648** I₃₀: **2.832**

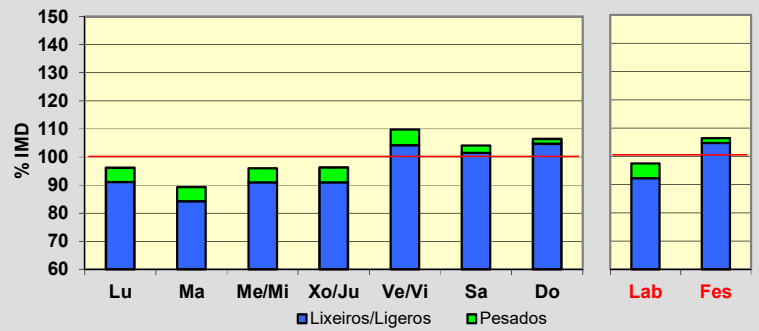
Treito/Tramo:

Enl. Nantes(Pol. Ind) - Enl. Sanxenxo (VG-4.1)% Pes.: **4,2** I₁₅₀: **2.328****Variación Mensual**

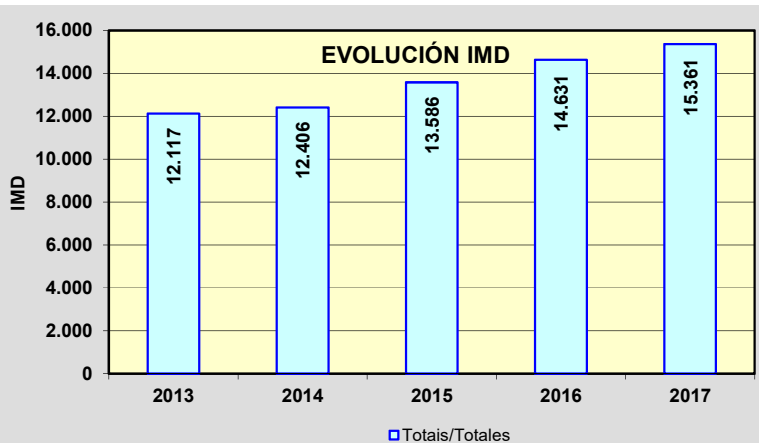
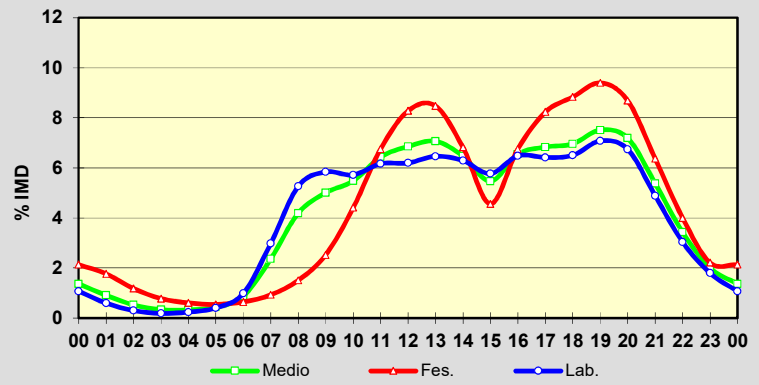
| | I.M.D. | % I.M.D. | % Pes. |
|------|--------|----------|--------|
| I | 9.253 | 60,24 | 4,3 |
| II | 9.899 | 64,44 | 4,8 |
| III | 10.733 | 69,87 | 5,3 |
| IV | 14.777 | 96,20 | 4,0 |
| V | 12.277 | 79,92 | 5,4 |
| VI | 17.228 | 112,15 | 4,7 |
| VII | 26.922 | 175,26 | 2,9 |
| VIII | 31.675 | 206,20 | 2,9 |
| IX | 16.523 | 107,56 | 4,7 |
| X | 13.760 | 89,58 | 5,2 |
| XI | 10.597 | 68,99 | 5,4 |
| XII | 10.079 | 65,61 | 4,8 |

**Semana Media**

| | I.M.D. | % I.M.D. | % Pes. |
|-------|--------|----------|--------|
| Lu | 14.767 | 96,13 | 5,3 |
| Ma | 13.711 | 89,26 | 5,6 |
| Me/Mi | 14.748 | 96,01 | 5,3 |
| Xo/Ju | 14.786 | 96,26 | 5,5 |
| Ve/Vi | 16.874 | 109,85 | 5,1 |
| Sa | 15.986 | 104,07 | 2,5 |
| Do | 16.344 | 106,40 | 1,6 |
| Lab | 14.971 | 97,46 | 5,4 |
| Fes | 16.349 | 106,43 | 1,6 |

**Día Medio**

| | Lab. | Fes. | Medio |
|--------------|---------------|---------------|---------------|
| 00 | 165 | 328 | 210 |
| 01 | 92 | 272 | 140 |
| 02 | 46 | 181 | 81 |
| 03 | 29 | 120 | 52 |
| 04 | 37 | 93 | 51 |
| 05 | 63 | 84 | 67 |
| 06 | 152 | 99 | 135 |
| 07 | 459 | 143 | 364 |
| 08 | 809 | 232 | 644 |
| 09 | 897 | 388 | 769 |
| 10 | 879 | 677 | 842 |
| 11 | 947 | 1.038 | 989 |
| 12 | 952 | 1.272 | 1.053 |
| 13 | 993 | 1.302 | 1.085 |
| 14 | 966 | 1.048 | 994 |
| 15 | 887 | 701 | 840 |
| 16 | 996 | 1.038 | 1.006 |
| 17 | 986 | 1.265 | 1.050 |
| 18 | 999 | 1.357 | 1.069 |
| 19 | 1.087 | 1.444 | 1.154 |
| 20 | 1.036 | 1.334 | 1.104 |
| 21 | 751 | 979 | 827 |
| 22 | 467 | 614 | 527 |
| 23 | 276 | 340 | 308 |
| Total | 14.971 | 16.349 | 15.361 |



Estación: **AG-57(2)**Tipo: **PER****MEMORIA DE AFOROS 2017**Rede/Red: **VAC**IMD: **2.822**

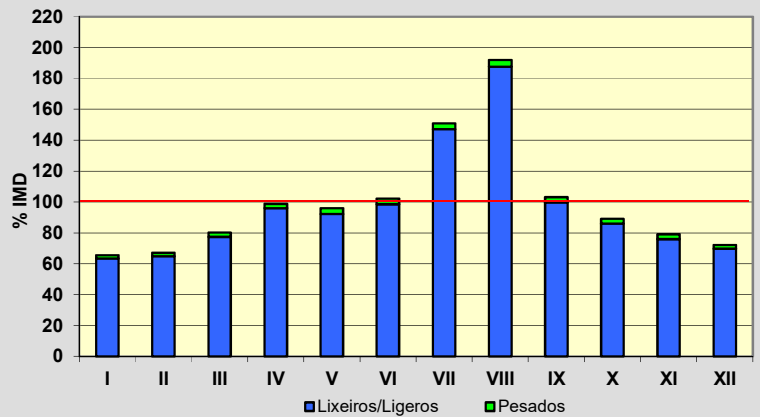
Nome/Nombre:

Baiona (AG-57)IMDp: **89** I₃₀: **609**

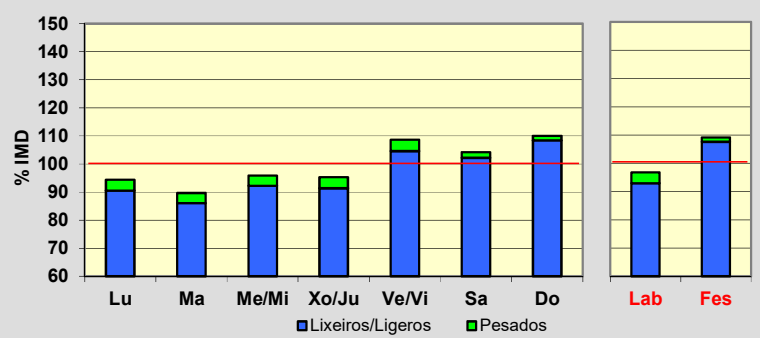
Treito/Tramo:

Baiona (PO-552) - Enl. de Sabaris% Pes.: **3,2** I₁₅₀: **445****Variación Mensual**

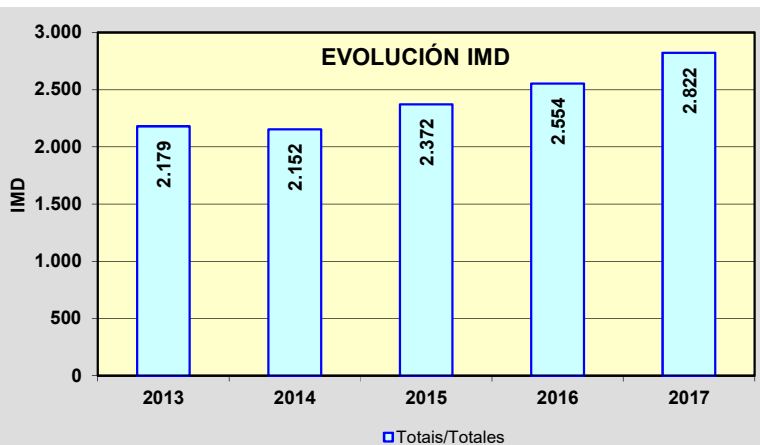
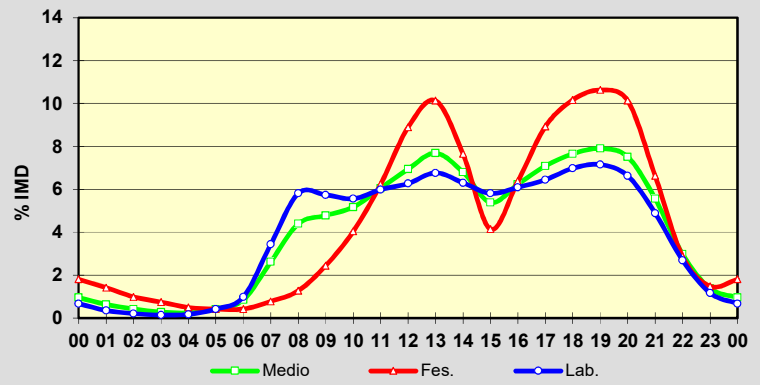
| | I.M.D. | % I.M.D. | % Pes. |
|------|--------|----------|--------|
| I | 1.848 | 65,49 | 3,2 |
| II | 1.890 | 66,97 | 3,2 |
| III | 2.264 | 80,23 | 3,6 |
| IV | 2.789 | 98,83 | 2,9 |
| V | 2.710 | 96,03 | 3,9 |
| VI | 2.885 | 102,23 | 3,5 |
| VII | 4.260 | 150,96 | 2,5 |
| VIII | 5.420 | 192,06 | 2,3 |
| IX | 2.910 | 103,12 | 3,4 |
| X | 2.516 | 89,16 | 3,5 |
| XI | 2.233 | 79,13 | 4,0 |
| XII | 2.035 | 72,11 | 3,2 |

**Semana Media**

| | I.M.D. | % I.M.D. | % Pes. |
|-------|--------|----------|--------|
| Lu | 2.663 | 94,37 | 4,0 |
| Ma | 2.531 | 89,69 | 4,0 |
| Me/Mi | 2.707 | 95,92 | 3,8 |
| Xo/Ju | 2.690 | 95,32 | 4,1 |
| Ve/Vi | 3.065 | 108,61 | 3,7 |
| Sa | 2.941 | 104,22 | 1,9 |
| Do | 3.104 | 109,99 | 1,4 |
| Lab | 2.730 | 96,74 | 3,9 |
| Fes | 3.080 | 109,14 | 1,4 |

**Día Medio**

| | Lab. | Fes. | Medio |
|----|--------------|--------------|--------------|
| 00 | 19 | 51 | 27 |
| 01 | 10 | 40 | 18 |
| 02 | 6 | 28 | 12 |
| 03 | 4 | 21 | 8 |
| 04 | 5 | 14 | 7 |
| 05 | 12 | 12 | 12 |
| 06 | 28 | 12 | 24 |
| 07 | 97 | 22 | 74 |
| 08 | 164 | 36 | 124 |
| 09 | 162 | 69 | 135 |
| 10 | 157 | 114 | 146 |
| 11 | 169 | 176 | 171 |
| 12 | 177 | 251 | 196 |
| 13 | 191 | 286 | 217 |
| 14 | 178 | 216 | 192 |
| 15 | 164 | 117 | 152 |
| 16 | 172 | 180 | 176 |
| 17 | 182 | 252 | 200 |
| 18 | 197 | 287 | 216 |
| 19 | 202 | 300 | 223 |
| 20 | 187 | 286 | 212 |
| 21 | 138 | 187 | 157 |
| 22 | 76 | 81 | 84 |
| 23 | 33 | 42 | 39 |
| | 2.730 | 3.080 | 2.822 |



Estación: **AG-57(19)**Tipo: **PER****MEMORIA DE AFOROS 2017**Rede/Red: **VAC**IMD: **11.293**

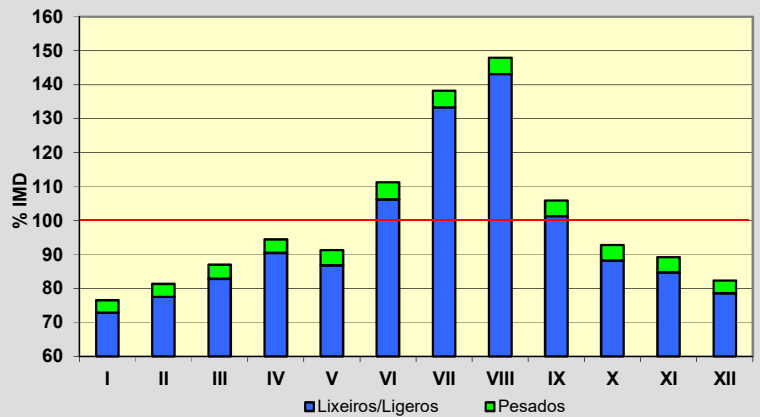
Nome/Nombre:

PuxeirosIMDp: **490** I₃₀: **1.426**

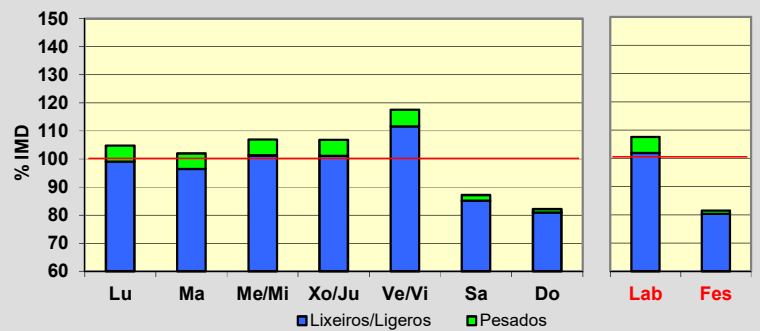
Treito/Tramo:

Enl. de Vincios - Enlace 2º Cinturón Vigo (VG-20)% Pes.: **4,3** I₁₅₀: **1.198****Variación Mensual**

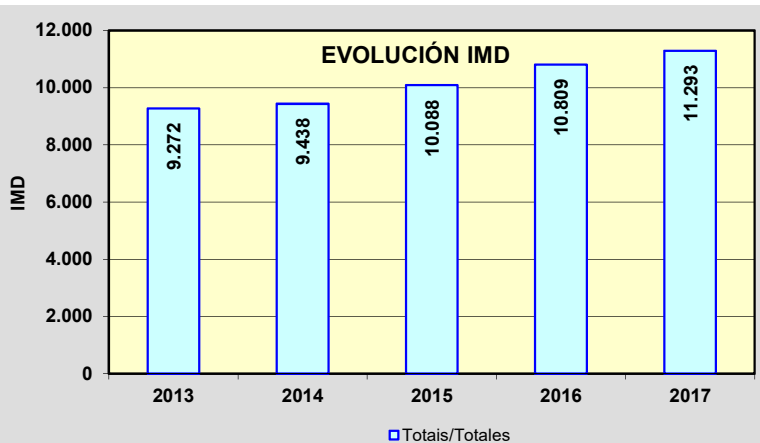
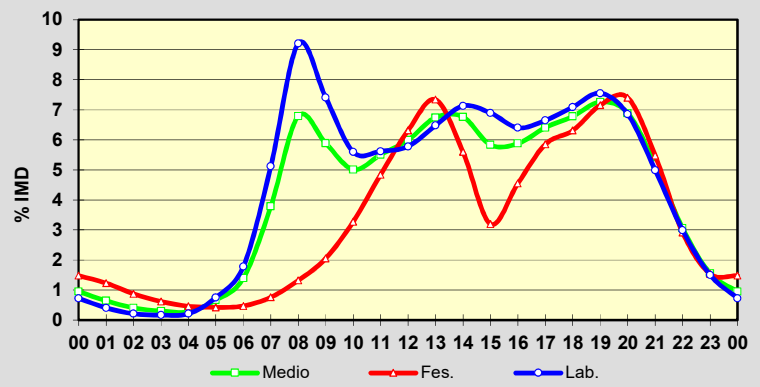
| | I.M.D. | % I.M.D. | % Pes. |
|------|--------|----------|--------|
| I | 8.638 | 76,49 | 4,7 |
| II | 9.188 | 81,36 | 4,7 |
| III | 9.824 | 86,99 | 4,8 |
| IV | 10.669 | 94,47 | 4,3 |
| V | 10.305 | 91,25 | 4,9 |
| VI | 12.571 | 111,32 | 4,6 |
| VII | 15.613 | 138,25 | 3,5 |
| VIII | 16.705 | 147,92 | 3,2 |
| IX | 11.955 | 105,86 | 4,4 |
| X | 10.475 | 92,76 | 4,8 |
| XI | 10.076 | 89,22 | 5,0 |
| XII | 9.299 | 82,34 | 4,5 |

**Semana Media**

| | I.M.D. | % I.M.D. | % Pes. |
|-------|--------|----------|--------|
| Lu | 11.831 | 104,76 | 5,4 |
| Ma | 11.518 | 101,99 | 5,4 |
| Me/Mi | 12.073 | 106,91 | 5,2 |
| Xo/Ju | 12.058 | 106,77 | 5,3 |
| Ve/Vi | 13.271 | 117,52 | 5,0 |
| Sa | 9.842 | 87,15 | 2,3 |
| Do | 9.270 | 82,09 | 1,4 |
| Lab | 12.146 | 107,55 | 5,3 |
| Fes | 9.201 | 81,48 | 1,4 |

**Día Medio**

| | Lab. | Fes. | Medio |
|--------------|---------------|--------------|---------------|
| 00 | 82 | 167 | 107 |
| 01 | 46 | 139 | 73 |
| 02 | 24 | 99 | 46 |
| 03 | 19 | 70 | 34 |
| 04 | 24 | 52 | 32 |
| 05 | 85 | 48 | 75 |
| 06 | 201 | 53 | 158 |
| 07 | 578 | 86 | 428 |
| 08 | 1.040 | 149 | 767 |
| 09 | 837 | 232 | 665 |
| 10 | 632 | 370 | 566 |
| 11 | 635 | 547 | 622 |
| 12 | 653 | 713 | 677 |
| 13 | 732 | 829 | 762 |
| 14 | 805 | 632 | 764 |
| 15 | 779 | 361 | 659 |
| 16 | 723 | 514 | 664 |
| 17 | 751 | 661 | 724 |
| 18 | 801 | 713 | 766 |
| 19 | 853 | 808 | 820 |
| 20 | 774 | 836 | 778 |
| 21 | 564 | 619 | 585 |
| 22 | 338 | 329 | 345 |
| 23 | 170 | 174 | 176 |
| Total | 12.146 | 9.201 | 11.293 |



Estación: **CG-4.1(0)**Tipo: **PER****MEMORIA DE AFOROS 2017**Rede/Red: **VAC**IMD: **9.497**

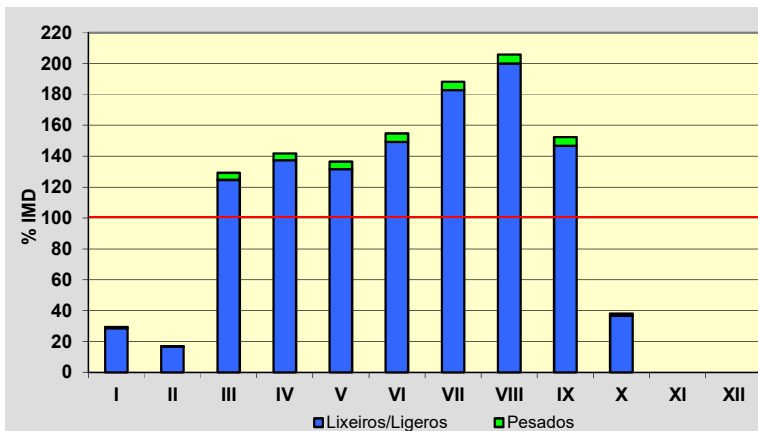
Nome/Nombre:

Túnel Domaio (CG-4.1)IMDp: **310** I₃₀: **1.588**

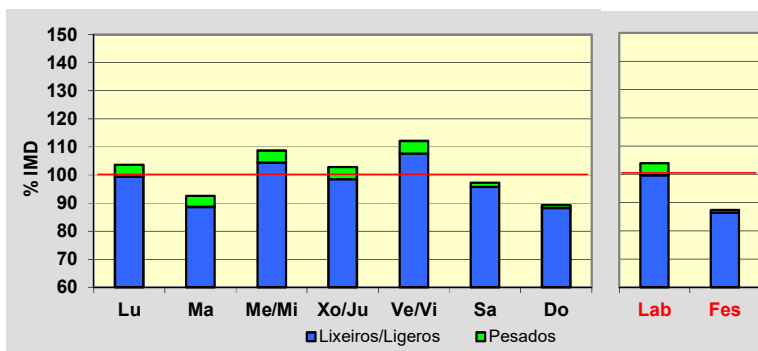
Treito/Tramo:

Rande (AP-9) - Enl. Domaio (Estda. Dep)% Pes.: **3,3** I₁₅₀: **1.365****Variación Mensual**


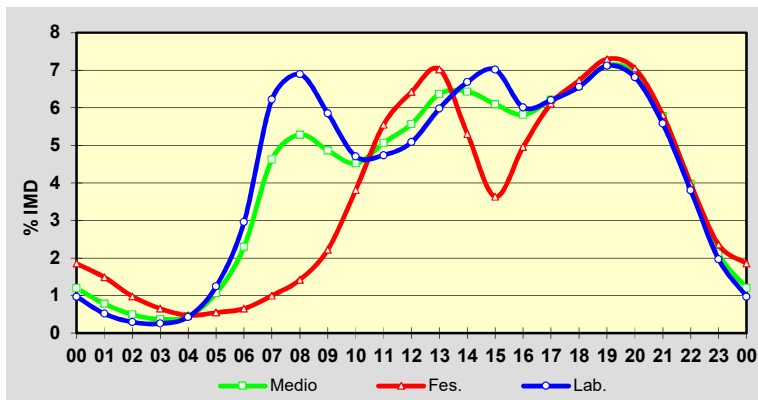
| | I.M.D. | % I.M.D. | % Pes. |
|------|--------|----------|--------|
| I | 2.801 | 29,49 | 2,6 |
| II | 1.614 | 16,99 | 2,5 |
| III | 12.280 | 129,30 | 3,6 |
| IV | 13.466 | 141,79 | 3,1 |
| V | 12.975 | 136,62 | 3,7 |
| VI | 14.706 | 154,85 | 3,5 |
| VII | 17.873 | 188,20 | 2,9 |
| VIII | 19.548 | 205,83 | 2,8 |
| IX | 14.471 | 152,37 | 3,6 |
| X | 3.622 | 38,14 | 3,6 |
| XI | 0 | 0,00 | 0,0 |
| XII | 0 | 0,00 | 0,0 |

**Semana Media**

| | I.M.D. | % I.M.D. | % Pes. |
|-------|--------|----------|--------|
| Lu | 9.839 | 103,60 | 4,1 |
| Ma | 8.791 | 92,57 | 4,2 |
| Me/Mi | 10.324 | 108,71 | 3,9 |
| Xo/Ju | 9.761 | 102,78 | 4,2 |
| Ve/Vi | 10.648 | 112,12 | 4,0 |
| Sa | 9.235 | 97,24 | 1,5 |
| Do | 8.476 | 89,25 | 1,1 |
| Lab | 9.868 | 103,91 | 4,1 |
| Fes | 8.294 | 87,33 | 1,1 |

**Día Medio**

| | Lab. | Fes. | Medio |
|----|--------------|--------------|--------------|
| 00 | 92 | 176 | 114 |
| 01 | 49 | 141 | 74 |
| 02 | 28 | 93 | 47 |
| 03 | 24 | 62 | 35 |
| 04 | 41 | 45 | 43 |
| 05 | 118 | 52 | 101 |
| 06 | 281 | 62 | 218 |
| 07 | 591 | 95 | 439 |
| 08 | 655 | 135 | 502 |
| 09 | 556 | 211 | 462 |
| 10 | 447 | 362 | 429 |
| 11 | 450 | 527 | 481 |
| 12 | 483 | 610 | 529 |
| 13 | 568 | 667 | 605 |
| 14 | 635 | 504 | 611 |
| 15 | 666 | 345 | 579 |
| 16 | 571 | 471 | 552 |
| 17 | 589 | 581 | 590 |
| 18 | 623 | 639 | 624 |
| 19 | 676 | 693 | 677 |
| 20 | 647 | 669 | 658 |
| 21 | 530 | 552 | 549 |
| 22 | 361 | 378 | 377 |
| 23 | 187 | 224 | 201 |
| | 9.868 | 8.294 | 9.497 |

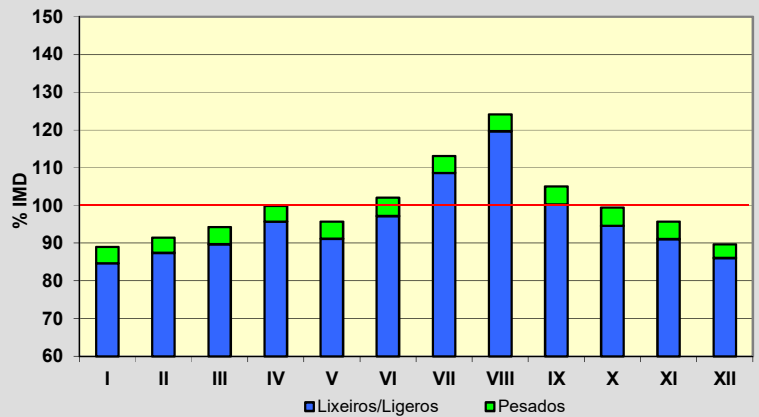


Estación: **CG-4.2(3)**Tipo: **PER**

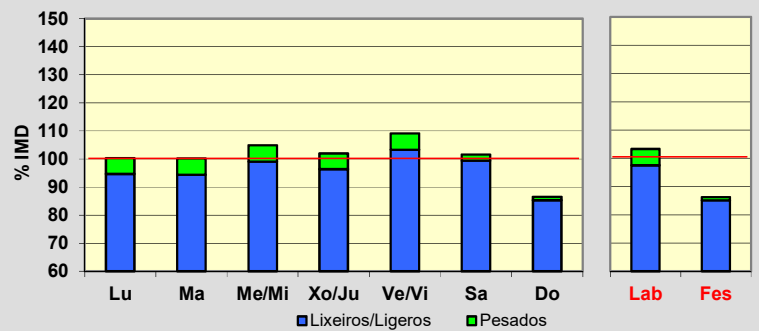
MEMORIA DE AFOROS 2017

Rede/Red: **VAC**IMD: **7.036**Nome/Nombre: **Bustelo**IMDp: **312** I₃₀: **660**Treito/Tramo: **Goián (PO-552) - Tabagón (EP-3302)**% Pes.: **4,4** I₁₅₀: **599****Variación Mensual**

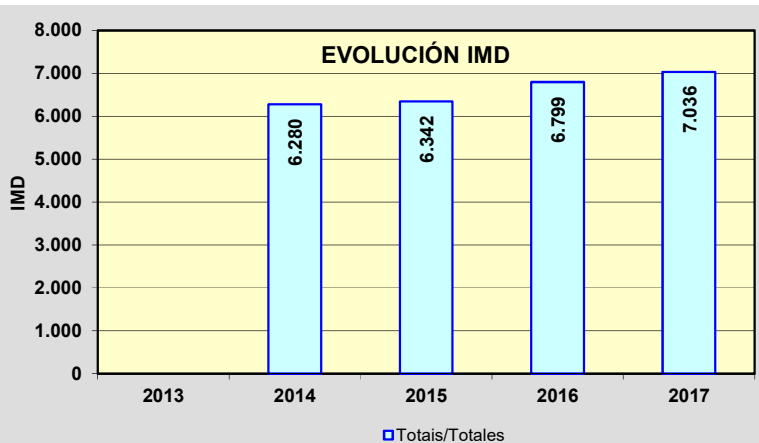
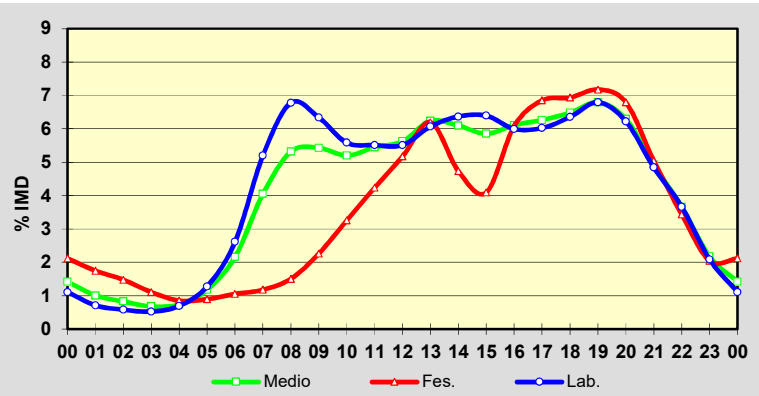
| | I.M.D. | % I.M.D. | % Pes. |
|------|--------|----------|--------|
| I | 6.259 | 88,96 | 4,8 |
| II | 6.434 | 91,44 | 4,4 |
| III | 6.631 | 94,24 | 4,8 |
| IV | 7.026 | 99,86 | 4,1 |
| V | 6.731 | 95,67 | 4,7 |
| VI | 7.181 | 102,06 | 4,8 |
| VII | 7.959 | 113,12 | 4,0 |
| VIII | 8.736 | 124,16 | 3,6 |
| IX | 7.389 | 105,02 | 4,5 |
| X | 6.997 | 99,45 | 4,9 |
| XI | 6.734 | 95,71 | 4,8 |
| XII | 6.308 | 89,65 | 4,0 |

**Semana Media**

| | I.M.D. | % I.M.D. | % Pes. |
|-------|--------|----------|--------|
| Lu | 7.058 | 100,31 | 5,6 |
| Ma | 7.052 | 100,23 | 5,8 |
| Me/Mi | 7.379 | 104,87 | 5,5 |
| Xo/Ju | 7.178 | 102,02 | 5,6 |
| Ve/Vi | 7.679 | 109,14 | 5,4 |
| Sa | 7.146 | 101,56 | 2,1 |
| Do | 6.087 | 86,51 | 1,4 |
| Lab | 7.267 | 103,28 | 5,6 |
| Fes | 6.069 | 86,26 | 1,4 |

**Día Medio**

| | Lab. | Fes. | Medio |
|----|--------------|--------------|--------------|
| 00 | 78 | 149 | 100 |
| 01 | 50 | 123 | 71 |
| 02 | 41 | 104 | 58 |
| 03 | 37 | 78 | 48 |
| 04 | 49 | 60 | 52 |
| 05 | 90 | 63 | 83 |
| 06 | 184 | 74 | 152 |
| 07 | 366 | 83 | 285 |
| 08 | 477 | 106 | 374 |
| 09 | 446 | 159 | 382 |
| 10 | 393 | 229 | 366 |
| 11 | 388 | 298 | 383 |
| 12 | 388 | 364 | 396 |
| 13 | 427 | 436 | 439 |
| 14 | 448 | 333 | 429 |
| 15 | 450 | 288 | 412 |
| 16 | 422 | 428 | 430 |
| 17 | 424 | 482 | 441 |
| 18 | 447 | 488 | 456 |
| 19 | 478 | 505 | 478 |
| 20 | 438 | 478 | 443 |
| 21 | 341 | 355 | 347 |
| 22 | 258 | 242 | 258 |
| 23 | 147 | 144 | 153 |
| | 7.267 | 6.069 | 7.036 |



Estación: **PO-205(1)**Tipo: **PER****MEMORIA DE AFOROS 2017**Rede/Red: **PC**IMD: **2.771**

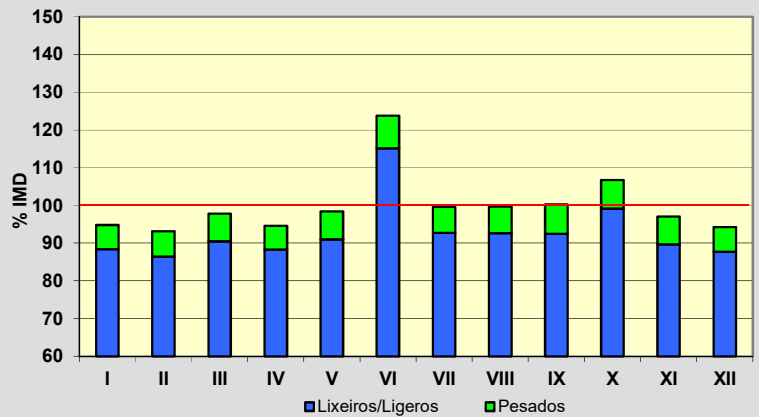
Nome/Nombre:

Silleda (PO-205)IMDp: **198** I₃₀: **468**

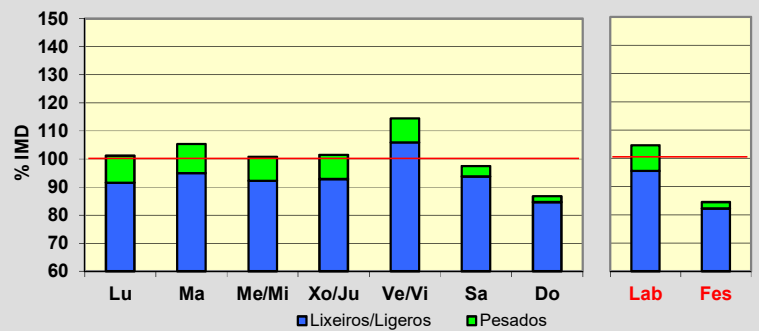
Treito/Tramo:

Silleda (N-525) - Vila de Cruces (PO-206)% Pes.: **7,1** I₁₅₀: **253****Variación Mensual**

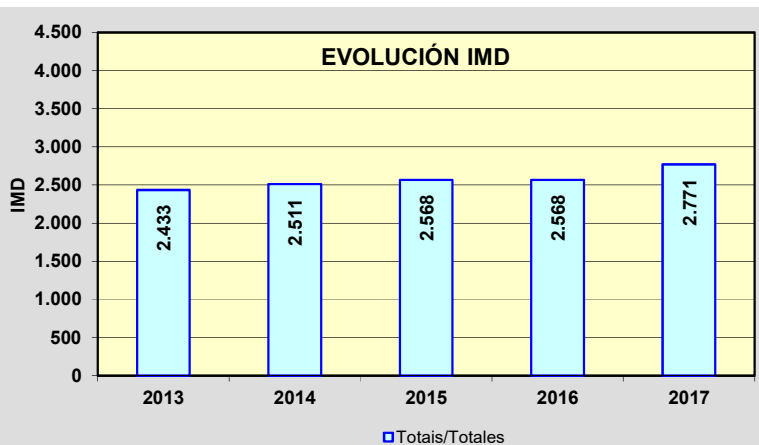
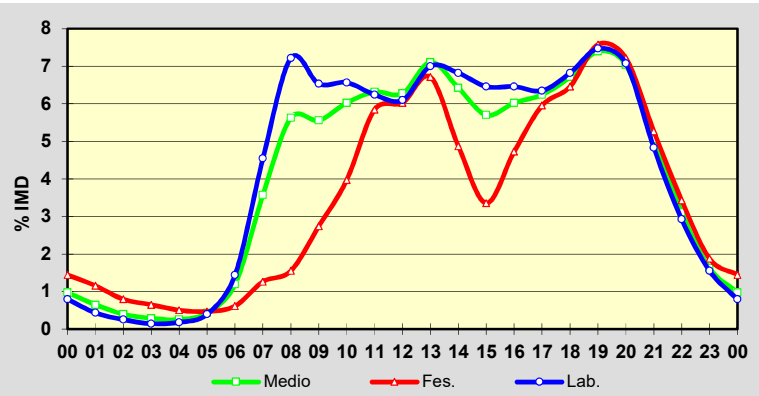
| | I.M.D. | % I.M.D. | % Pes. |
|------|--------|----------|--------|
| I | 2.626 | 94,77 | 6,7 |
| II | 2.581 | 93,14 | 7,2 |
| III | 2.710 | 97,80 | 7,5 |
| IV | 2.620 | 94,55 | 6,6 |
| V | 2.727 | 98,41 | 7,5 |
| VI | 3.430 | 123,78 | 7,0 |
| VII | 2.759 | 99,57 | 6,9 |
| VIII | 2.761 | 99,64 | 7,0 |
| IX | 2.777 | 100,22 | 7,7 |
| X | 2.957 | 106,71 | 7,1 |
| XI | 2.690 | 97,08 | 7,7 |
| XII | 2.613 | 94,30 | 7,0 |

**Semana Media**

| | I.M.D. | % I.M.D. | % Pes. |
|-------|--------|----------|--------|
| Lu | 2.805 | 101,23 | 9,6 |
| Ma | 2.917 | 105,27 | 9,8 |
| Me/Mi | 2.792 | 100,76 | 8,4 |
| Xo/Ju | 2.812 | 101,48 | 8,5 |
| Ve/Vi | 3.170 | 114,40 | 7,4 |
| Sa | 2.702 | 97,51 | 3,9 |
| Do | 2.404 | 86,76 | 2,5 |
| Lab | 2.899 | 104,62 | 8,7 |
| Fes | 2.341 | 84,48 | 2,7 |

**Día Medio**

| | Lab. | Fes. | Medio |
|----|--------------|--------------|--------------|
| 00 | 22 | 40 | 27 |
| 01 | 12 | 32 | 18 |
| 02 | 7 | 22 | 11 |
| 03 | 4 | 18 | 8 |
| 04 | 5 | 14 | 7 |
| 05 | 11 | 13 | 12 |
| 06 | 40 | 17 | 33 |
| 07 | 126 | 35 | 99 |
| 08 | 200 | 43 | 156 |
| 09 | 181 | 76 | 154 |
| 10 | 182 | 110 | 167 |
| 11 | 173 | 162 | 175 |
| 12 | 169 | 167 | 174 |
| 13 | 194 | 186 | 197 |
| 14 | 189 | 135 | 178 |
| 15 | 179 | 93 | 158 |
| 16 | 179 | 131 | 167 |
| 17 | 176 | 165 | 173 |
| 18 | 189 | 179 | 186 |
| 19 | 207 | 210 | 205 |
| 20 | 196 | 200 | 195 |
| 21 | 134 | 146 | 140 |
| 22 | 81 | 95 | 86 |
| 23 | 43 | 52 | 45 |
| | 2.899 | 2.341 | 2.771 |



Estación: **PO-221(4)**Tipo: **COM****MEMORIA DE AFOROS 2017**Rede/Red: **S**IMD: **3.052**

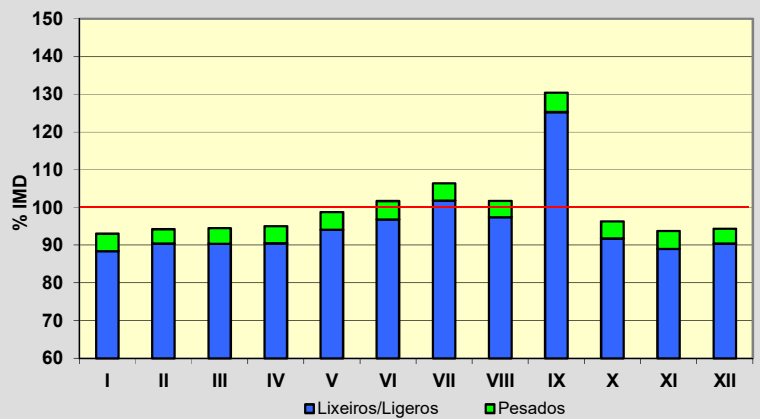
Nome/Nombre:

MorañaIMDp: **137** I₃₀: **432**

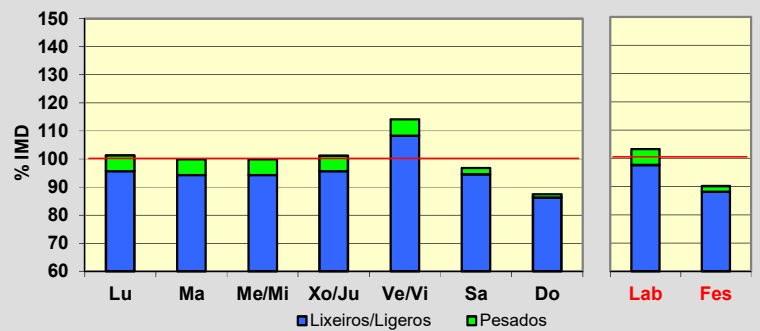
Treito/Tramo:

Moraña (PO-226) - Campo Lameiro% Pes.: **4,5** I₁₅₀: **274****Variación Mensual**

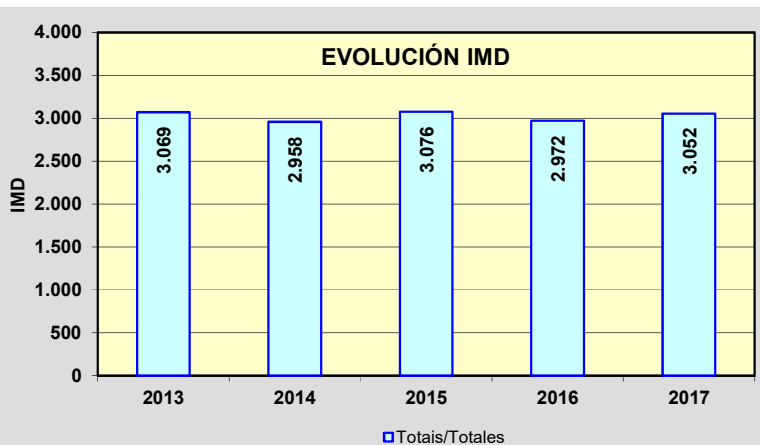
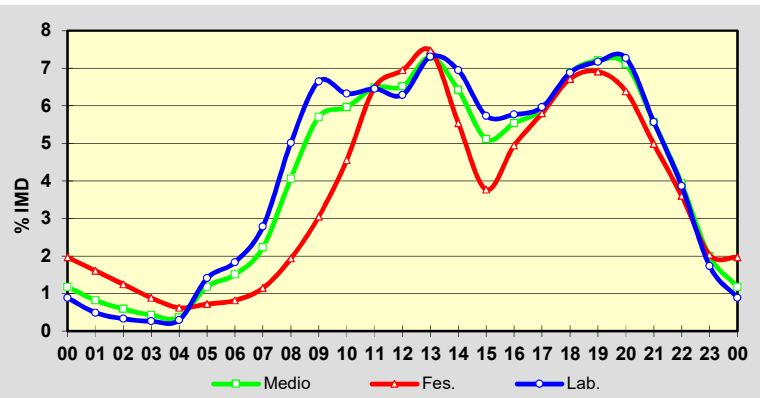
| | I.M.D. | % I.M.D. | % Pes. |
|------|--------|----------|--------|
| I | 2.838 | 92,99 | 4,9 |
| II | 2.876 | 94,23 | 4,1 |
| III | 2.884 | 94,50 | 4,4 |
| IV | 2.900 | 95,02 | 4,8 |
| V | 3.014 | 98,75 | 4,8 |
| VI | 3.102 | 101,64 | 4,7 |
| VII | 3.247 | 106,39 | 4,3 |
| VIII | 3.106 | 101,77 | 4,3 |
| IX | 3.981 | 130,44 | 3,9 |
| X | 2.940 | 96,33 | 4,8 |
| XI | 2.861 | 93,74 | 5,1 |
| XII | 2.879 | 94,33 | 4,2 |

**Semana Media**

| | I.M.D. | % I.M.D. | % Pes. |
|-------|--------|----------|--------|
| Lu | 3.093 | 101,34 | 5,6 |
| Ma | 3.048 | 99,87 | 5,6 |
| Me/Mi | 3.048 | 99,87 | 5,6 |
| Xo/Ju | 3.087 | 101,15 | 5,4 |
| Ve/Vi | 3.485 | 114,19 | 5,2 |
| Sa | 2.955 | 96,82 | 2,3 |
| Do | 2.669 | 87,45 | 1,4 |
| Lab | 3.151 | 103,24 | 5,5 |
| Fes | 2.751 | 90,14 | 2,2 |

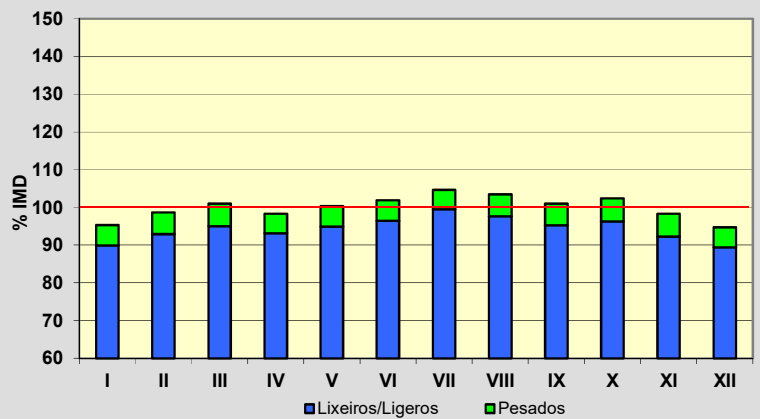
**Día Medio**

| | Lab. | Fes. | Medio |
|----|--------------|--------------|--------------|
| 00 | 27 | 60 | 36 |
| 01 | 15 | 49 | 25 |
| 02 | 10 | 38 | 18 |
| 03 | 8 | 27 | 13 |
| 04 | 9 | 19 | 11 |
| 05 | 43 | 22 | 36 |
| 06 | 56 | 25 | 46 |
| 07 | 85 | 35 | 68 |
| 08 | 153 | 59 | 124 |
| 09 | 203 | 93 | 174 |
| 10 | 193 | 139 | 182 |
| 11 | 197 | 198 | 198 |
| 12 | 192 | 212 | 199 |
| 13 | 223 | 228 | 223 |
| 14 | 212 | 169 | 196 |
| 15 | 175 | 115 | 156 |
| 16 | 176 | 151 | 169 |
| 17 | 182 | 177 | 180 |
| 18 | 210 | 205 | 210 |
| 19 | 219 | 211 | 220 |
| 20 | 222 | 195 | 217 |
| 21 | 170 | 152 | 170 |
| 22 | 118 | 110 | 120 |
| 23 | 53 | 62 | 61 |
| | 3.151 | 2.751 | 3.052 |

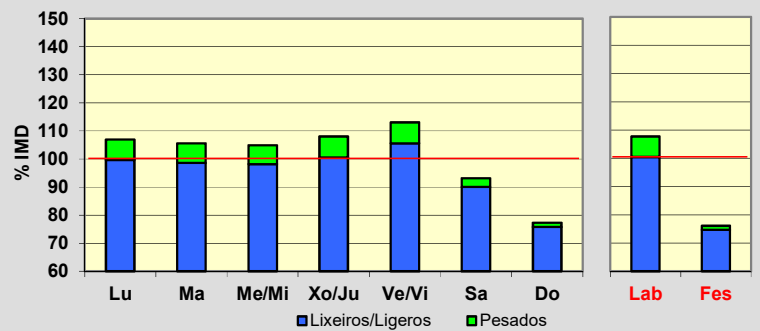


Estación: **PO-223(6)**Tipo: **PER****MEMORIA DE AFOROS 2017**Rede/Red: **S**IMD: **1.716**Nome/Nombre: **Xeve (PO-223)**IMDp: **96** I₃₀: **176**Treito/Tramo: **PO-224 - Campo Lameiro (PO-231)**% Pes.: **5,6** I₁₅₀: **159****Variación Mensual**

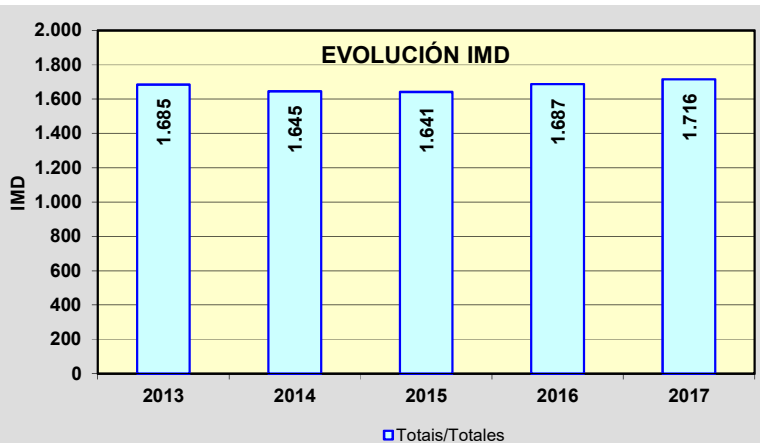
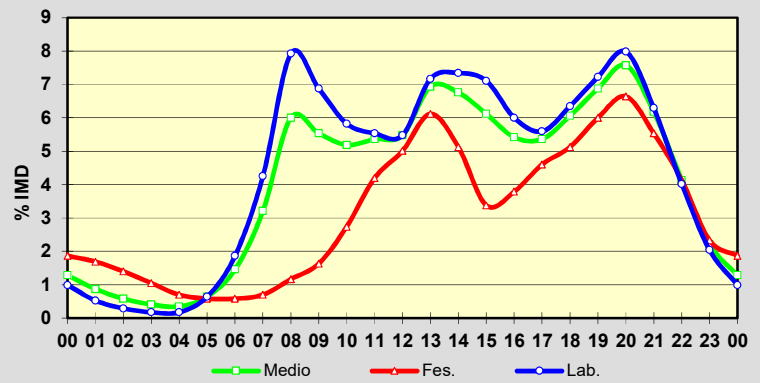
| | I.M.D. | % I.M.D. | % Pes. |
|------|--------|----------|--------|
| I | 1.636 | 95,34 | 5,6 |
| II | 1.694 | 98,72 | 5,8 |
| III | 1.733 | 100,99 | 5,9 |
| IV | 1.687 | 98,31 | 5,2 |
| V | 1.721 | 100,29 | 5,4 |
| VI | 1.749 | 101,92 | 5,4 |
| VII | 1.796 | 104,66 | 4,9 |
| VIII | 1.775 | 103,44 | 5,6 |
| IX | 1.733 | 100,99 | 5,7 |
| X | 1.757 | 102,39 | 5,9 |
| XI | 1.687 | 98,31 | 6,2 |
| XII | 1.626 | 94,76 | 5,6 |

**Semana Media**

| | I.M.D. | % I.M.D. | % Pes. |
|-------|--------|----------|--------|
| Lu | 1.835 | 106,93 | 6,8 |
| Ma | 1.813 | 105,65 | 6,7 |
| Me/Mi | 1.801 | 104,95 | 6,4 |
| Xo/Ju | 1.854 | 108,04 | 7,0 |
| Ve/Vi | 1.940 | 113,05 | 6,5 |
| Sa | 1.598 | 93,12 | 3,3 |
| Do | 1.326 | 77,27 | 1,9 |
| Lab | 1.848 | 107,69 | 6,7 |
| Fes | 1.306 | 76,11 | 1,9 |

**Día Medio**

| | Lab. | Fes. | Medio |
|--------------|--------------|--------------|--------------|
| 00 | 17 | 32 | 22 |
| 01 | 9 | 29 | 15 |
| 02 | 5 | 24 | 10 |
| 03 | 3 | 18 | 7 |
| 04 | 3 | 12 | 6 |
| 05 | 11 | 10 | 11 |
| 06 | 32 | 10 | 25 |
| 07 | 73 | 12 | 55 |
| 08 | 136 | 20 | 103 |
| 09 | 118 | 28 | 95 |
| 10 | 100 | 47 | 89 |
| 11 | 95 | 72 | 92 |
| 12 | 94 | 86 | 94 |
| 13 | 123 | 105 | 119 |
| 14 | 126 | 88 | 116 |
| 15 | 122 | 58 | 105 |
| 16 | 103 | 65 | 93 |
| 17 | 96 | 79 | 92 |
| 18 | 109 | 88 | 104 |
| 19 | 124 | 103 | 118 |
| 20 | 137 | 114 | 130 |
| 21 | 108 | 95 | 106 |
| 22 | 69 | 71 | 71 |
| 23 | 35 | 40 | 38 |
| Total | 1.848 | 1.306 | 1.716 |



Estación: **PO-233(2)**Tipo: **COM****MEMORIA DE AFOROS 2017**Rede/Red: **S**IMD: **1.918**

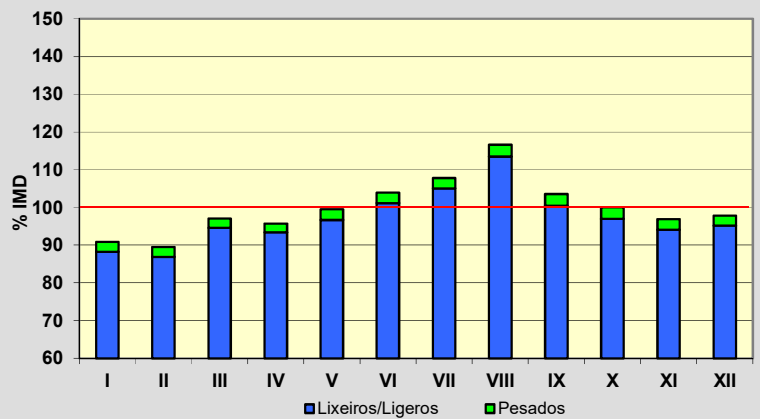
Nome/Nombre:

Ponte Bora (PO-233)IMDp: **53** I₃₀: **198**

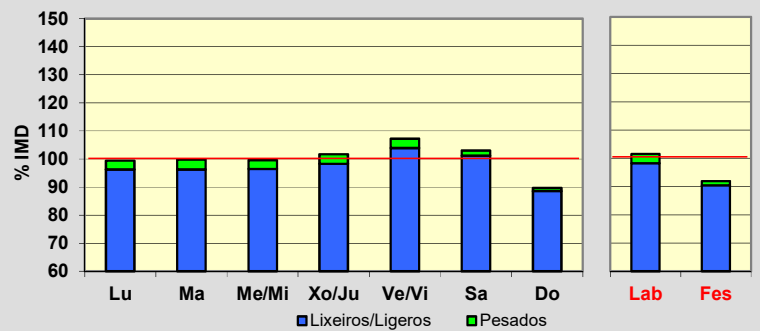
Treito/Tramo:

Ponte Bora - Carballedo% Pes.: **2,8** I₁₅₀: **171****Variación Mensual**

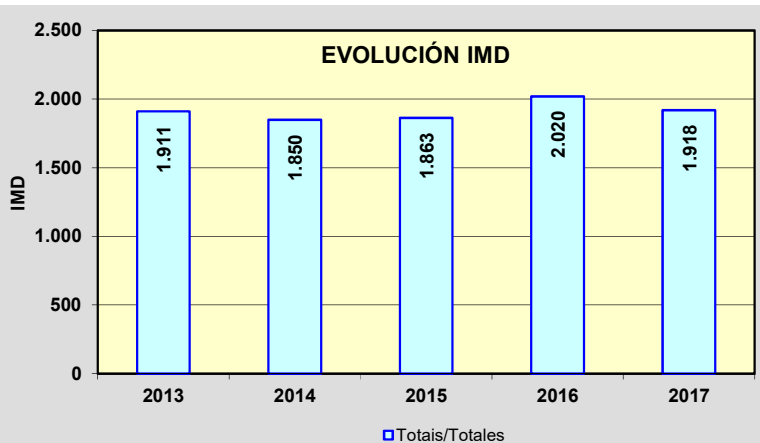
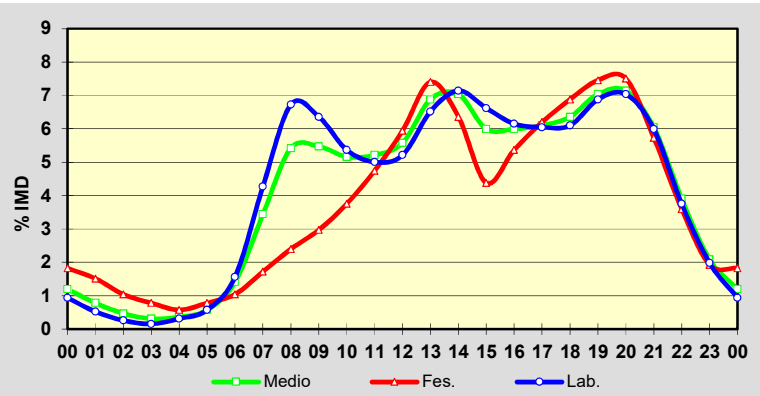
| | I.M.D. | % I.M.D. | % Pes. |
|------|--------|----------|--------|
| I | 1.743 | 90,88 | 2,9 |
| II | 1.717 | 89,52 | 3,0 |
| III | 1.861 | 97,03 | 2,5 |
| IV | 1.836 | 95,72 | 2,5 |
| V | 1.909 | 99,53 | 2,9 |
| VI | 1.993 | 103,91 | 2,7 |
| VII | 2.067 | 107,77 | 2,6 |
| VIII | 2.236 | 116,58 | 2,7 |
| IX | 1.986 | 103,55 | 3,0 |
| X | 1.918 | 100,00 | 3,0 |
| XI | 1.859 | 96,92 | 3,0 |
| XII | 1.875 | 97,76 | 2,6 |

**Semana Media**

| | I.M.D. | % I.M.D. | % Pes. |
|-------|--------|----------|--------|
| Lu | 1.906 | 99,37 | 3,1 |
| Ma | 1.914 | 99,79 | 3,5 |
| Me/Mi | 1.910 | 99,58 | 3,1 |
| Xo/Ju | 1.950 | 101,67 | 3,3 |
| Ve/Vi | 2.057 | 107,25 | 3,1 |
| Sa | 1.976 | 103,02 | 1,8 |
| Do | 1.720 | 89,68 | 1,3 |
| Lab | 1.947 | 101,51 | 3,2 |
| Fes | 1.763 | 91,92 | 1,6 |

**Día Medio**

| | Lab. | Fes. | Medio |
|----|--------------|--------------|--------------|
| 00 | 18 | 35 | 23 |
| 01 | 10 | 29 | 15 |
| 02 | 5 | 20 | 9 |
| 03 | 3 | 15 | 6 |
| 04 | 6 | 11 | 7 |
| 05 | 11 | 15 | 11 |
| 06 | 30 | 20 | 27 |
| 07 | 82 | 33 | 66 |
| 08 | 129 | 46 | 104 |
| 09 | 122 | 57 | 105 |
| 10 | 103 | 72 | 99 |
| 11 | 96 | 91 | 100 |
| 12 | 100 | 114 | 107 |
| 13 | 125 | 142 | 132 |
| 14 | 137 | 122 | 135 |
| 15 | 127 | 84 | 115 |
| 16 | 118 | 103 | 115 |
| 17 | 116 | 119 | 117 |
| 18 | 117 | 132 | 122 |
| 19 | 132 | 143 | 135 |
| 20 | 135 | 144 | 137 |
| 21 | 115 | 110 | 116 |
| 22 | 72 | 69 | 75 |
| 23 | 38 | 37 | 40 |
| | 1.947 | 1.763 | 1.918 |



Estación: **PO-244(3)**Tipo: **COM****MEMORIA DE AFOROS 2017**Rede/Red: **S**IMD: **1.402**

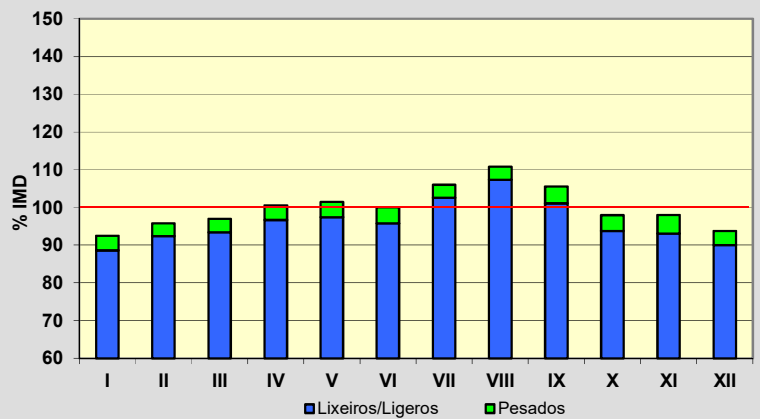
Nome/Nombre:

Ponte CaldelasIMDp: **55** I₃₀: **145**

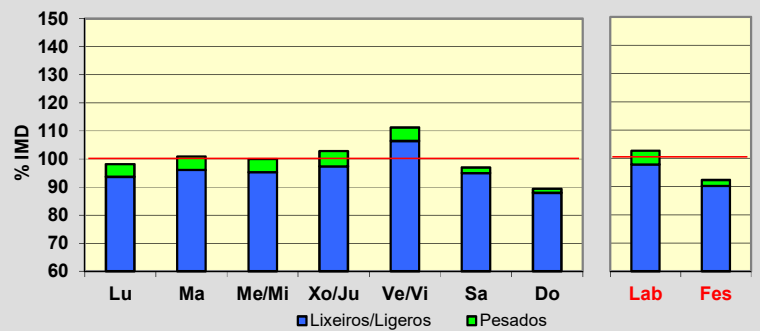
Treito/Tramo:

Ponte Caldelas - Soutomaioir% Pes.: **3,9** I₁₅₀: **126****Variación Mensual**

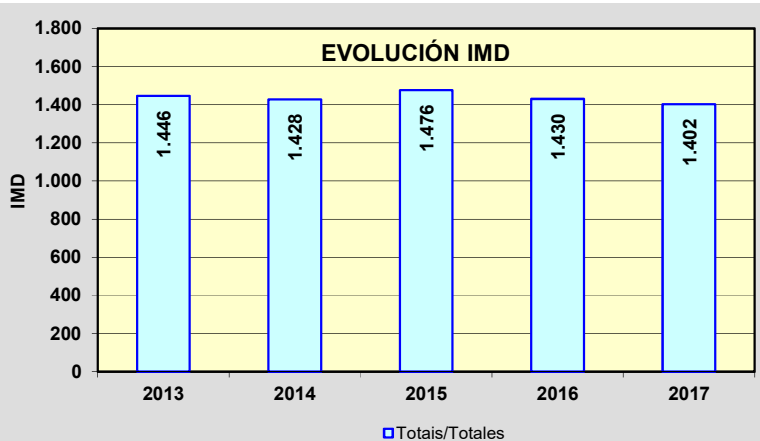
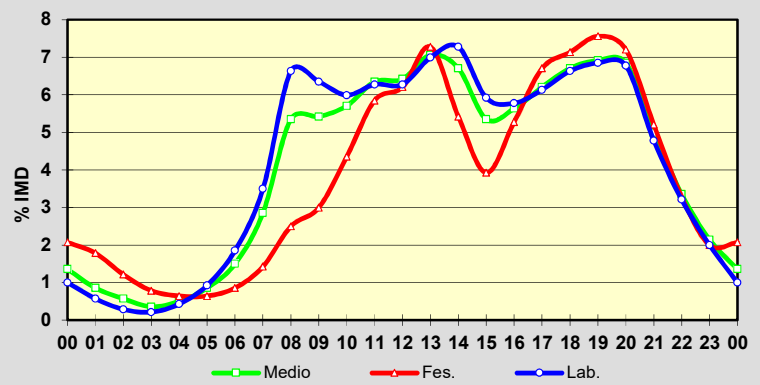
| | I.M.D. | % I.M.D. | % Pes. |
|------|--------|----------|--------|
| I | 1.297 | 92,51 | 4,2 |
| II | 1.343 | 95,79 | 3,5 |
| III | 1.359 | 96,93 | 3,7 |
| IV | 1.410 | 100,57 | 3,9 |
| V | 1.422 | 101,43 | 3,9 |
| VI | 1.402 | 100,00 | 4,2 |
| VII | 1.486 | 105,99 | 3,2 |
| VIII | 1.553 | 110,77 | 3,1 |
| IX | 1.480 | 105,56 | 4,3 |
| X | 1.373 | 97,93 | 4,3 |
| XI | 1.374 | 98,00 | 5,0 |
| XII | 1.315 | 93,79 | 4,0 |

**Semana Media**

| | I.M.D. | % I.M.D. | % Pes. |
|-------|--------|----------|--------|
| Lu | 1.377 | 98,22 | 4,6 |
| Ma | 1.415 | 100,93 | 4,8 |
| Me/Mi | 1.402 | 100,00 | 4,7 |
| Xo/Ju | 1.441 | 102,78 | 5,3 |
| Ve/Vi | 1.559 | 111,20 | 4,3 |
| Sa | 1.360 | 97,00 | 2,1 |
| Do | 1.253 | 89,37 | 1,6 |
| Lab | 1.439 | 102,64 | 4,7 |
| Fes | 1.294 | 92,30 | 2,2 |

**Día Medio**

| | Lab. | Fes. | Medio |
|----|--------------|--------------|--------------|
| 00 | 14 | 29 | 19 |
| 01 | 8 | 25 | 12 |
| 02 | 4 | 17 | 8 |
| 03 | 3 | 11 | 5 |
| 04 | 6 | 9 | 7 |
| 05 | 13 | 9 | 12 |
| 06 | 26 | 12 | 21 |
| 07 | 49 | 20 | 40 |
| 08 | 93 | 35 | 75 |
| 09 | 89 | 42 | 76 |
| 10 | 84 | 61 | 80 |
| 11 | 88 | 82 | 89 |
| 12 | 88 | 87 | 90 |
| 13 | 98 | 102 | 99 |
| 14 | 102 | 76 | 94 |
| 15 | 83 | 55 | 75 |
| 16 | 81 | 74 | 79 |
| 17 | 86 | 94 | 87 |
| 18 | 93 | 100 | 94 |
| 19 | 96 | 106 | 97 |
| 20 | 95 | 101 | 96 |
| 21 | 67 | 73 | 70 |
| 22 | 45 | 46 | 47 |
| 23 | 28 | 28 | 30 |
| | 1.439 | 1.294 | 1.402 |



Estación: **PO-250(2)**Tipo: **COM****MEMORIA DE AFOROS 2017**Rede/Red: **S**IMD: **3.306**

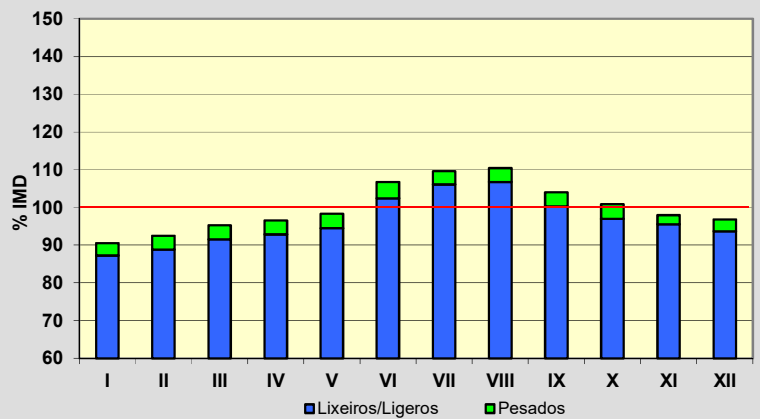
Nome/Nombre:

RedondelaIMDp: **117** I₃₀: **309**

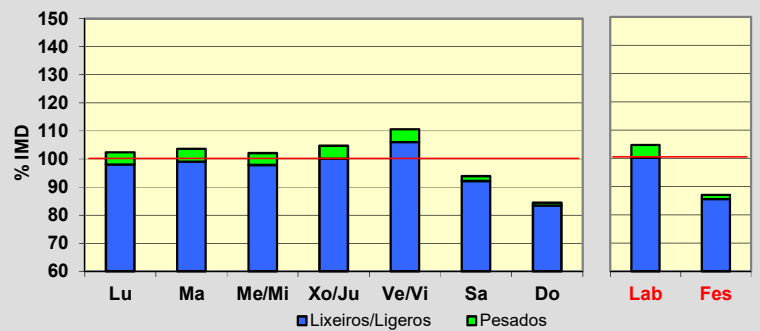
Treito/Tramo:

Redondela - Pazos de Borbén (PO-253)% Pes.: **3,5** I₁₅₀: **275****Variación Mensual**

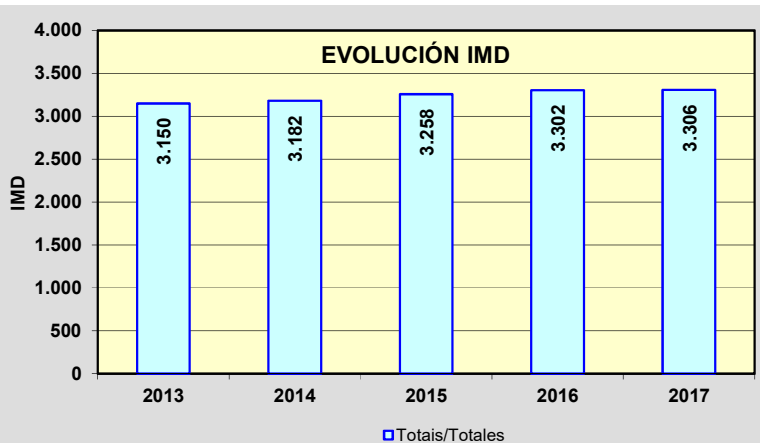
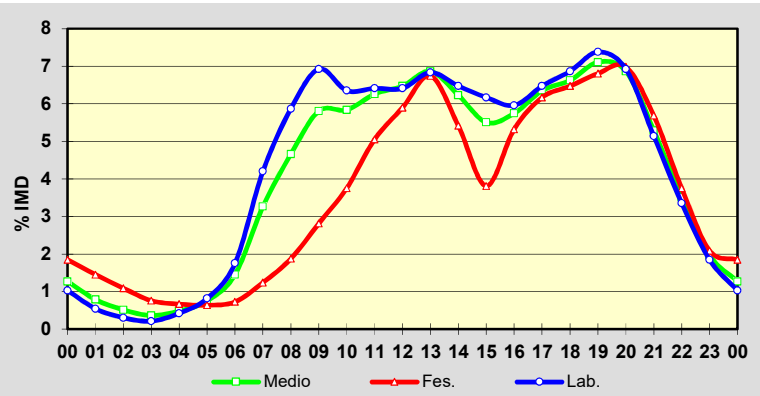
| | I.M.D. | % I.M.D. | % Pes. |
|------|--------|----------|--------|
| I | 2.994 | 90,56 | 3,6 |
| II | 3.058 | 92,50 | 4,0 |
| III | 3.149 | 95,25 | 3,9 |
| IV | 3.192 | 96,55 | 3,8 |
| V | 3.251 | 98,34 | 3,9 |
| VI | 3.528 | 106,72 | 4,0 |
| VII | 3.623 | 109,59 | 3,2 |
| VIII | 3.650 | 110,41 | 3,3 |
| IX | 3.437 | 103,96 | 3,6 |
| X | 3.333 | 100,82 | 3,8 |
| XI | 3.237 | 97,91 | 2,4 |
| XII | 3.200 | 96,79 | 3,2 |

**Semana Media**

| | I.M.D. | % I.M.D. | % Pes. |
|-------|--------|----------|--------|
| Lu | 3.387 | 102,45 | 4,3 |
| Ma | 3.424 | 103,57 | 4,4 |
| Me/Mi | 3.374 | 102,06 | 4,1 |
| Xo/Ju | 3.461 | 104,69 | 4,4 |
| Ve/Vi | 3.659 | 110,68 | 4,2 |
| Sa | 3.103 | 93,86 | 1,8 |
| Do | 2.793 | 84,48 | 1,2 |
| Lab | 3.461 | 104,69 | 4,3 |
| Fes | 2.878 | 87,05 | 1,7 |

**Día Medio**

| | Lab. | Fes. | Medio |
|----|--------------|--------------|--------------|
| 00 | 34 | 61 | 42 |
| 01 | 18 | 48 | 26 |
| 02 | 10 | 36 | 17 |
| 03 | 7 | 25 | 12 |
| 04 | 14 | 22 | 16 |
| 05 | 27 | 21 | 25 |
| 06 | 58 | 24 | 48 |
| 07 | 139 | 41 | 108 |
| 08 | 194 | 62 | 154 |
| 09 | 229 | 93 | 192 |
| 10 | 210 | 124 | 193 |
| 11 | 212 | 167 | 207 |
| 12 | 212 | 195 | 214 |
| 13 | 226 | 223 | 227 |
| 14 | 214 | 179 | 206 |
| 15 | 204 | 126 | 182 |
| 16 | 197 | 176 | 190 |
| 17 | 214 | 204 | 210 |
| 18 | 227 | 214 | 219 |
| 19 | 244 | 225 | 235 |
| 20 | 229 | 231 | 227 |
| 21 | 170 | 188 | 175 |
| 22 | 111 | 124 | 116 |
| 23 | 61 | 69 | 65 |
| | 3.461 | 2.878 | 3.306 |



Estación: **PO-252(12)**Tipo: **COM****MEMORIA DE AFOROS 2017**Rede/Red: **S**IMD: **393**

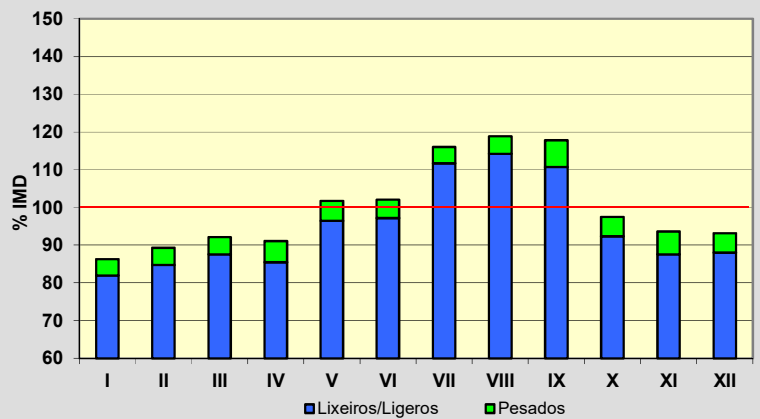
Nome/Nombre:

MoscosoIMDp: **20** I₃₀: **54**

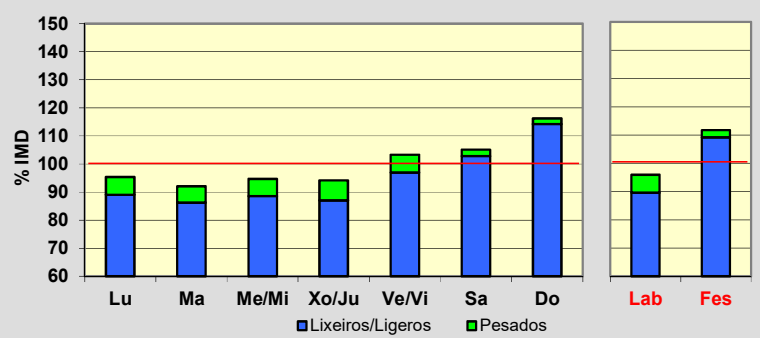
Treito/Tramo:

Mondariz - Moscoso% Pes.: **5,1** I₁₅₀: **42****Variación Mensual**

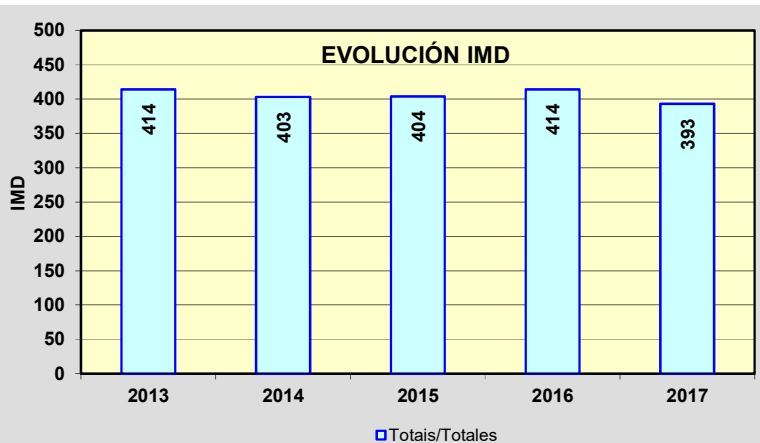
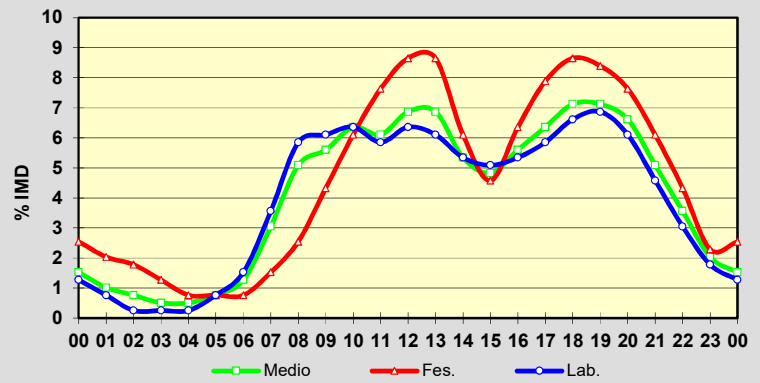
| | I.M.D. | % I.M.D. | % Pes. |
|------|--------|----------|--------|
| I | 339 | 86,26 | 5,0 |
| II | 351 | 89,31 | 5,1 |
| III | 362 | 92,11 | 5,0 |
| IV | 358 | 91,09 | 6,1 |
| V | 400 | 101,78 | 5,3 |
| VI | 401 | 102,04 | 4,7 |
| VII | 456 | 116,03 | 3,7 |
| VIII | 467 | 118,83 | 3,9 |
| IX | 463 | 117,81 | 6,0 |
| X | 383 | 97,46 | 5,2 |
| XI | 368 | 93,64 | 6,5 |
| XII | 366 | 93,13 | 5,5 |

**Semana Media**

| | I.M.D. | % I.M.D. | % Pes. |
|-------|--------|----------|--------|
| Lu | 375 | 95,42 | 6,7 |
| Ma | 362 | 92,11 | 6,4 |
| Me/Mi | 372 | 94,66 | 6,5 |
| Xo/Ju | 370 | 94,15 | 7,6 |
| Ve/Vi | 406 | 103,31 | 6,2 |
| Sa | 413 | 105,09 | 2,2 |
| Do | 457 | 116,28 | 1,8 |
| Lab | 377 | 95,93 | 6,6 |
| Fes | 439 | 111,70 | 2,3 |

**Día Medio**

| | Lab. | Fes. | Medio |
|--------------|------------|------------|------------|
| 00 | 5 | 10 | 6 |
| 01 | 3 | 8 | 4 |
| 02 | 1 | 7 | 3 |
| 03 | 1 | 5 | 2 |
| 04 | 1 | 3 | 2 |
| 05 | 3 | 3 | 3 |
| 06 | 6 | 3 | 5 |
| 07 | 14 | 6 | 12 |
| 08 | 23 | 10 | 20 |
| 09 | 24 | 17 | 22 |
| 10 | 25 | 24 | 25 |
| 11 | 23 | 30 | 24 |
| 12 | 25 | 34 | 27 |
| 13 | 24 | 34 | 27 |
| 14 | 21 | 24 | 21 |
| 15 | 20 | 18 | 19 |
| 16 | 21 | 25 | 22 |
| 17 | 23 | 31 | 25 |
| 18 | 26 | 34 | 28 |
| 19 | 27 | 33 | 28 |
| 20 | 24 | 30 | 26 |
| 21 | 18 | 24 | 20 |
| 22 | 12 | 17 | 14 |
| 23 | 7 | 9 | 8 |
| Total | 377 | 439 | 393 |



Estación: **PO-255(3)**Tipo: **COM****MEMORIA DE AFOROS 2017**Rede/Red: **PC**IMD: **3.312**

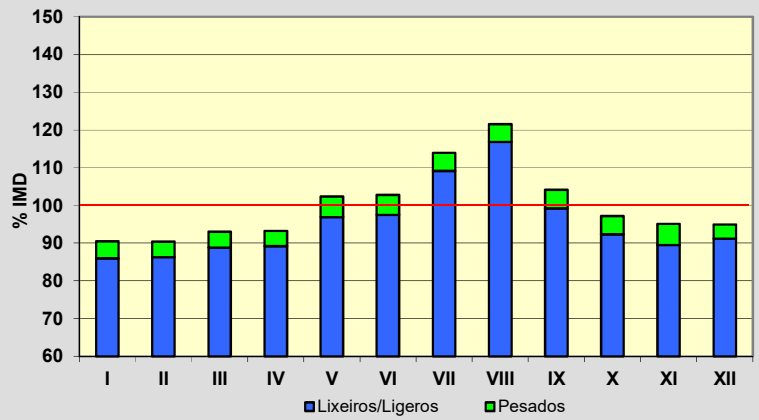
Nome/Nombre:

CaritelIMDp: **155** I₃₀: **343**

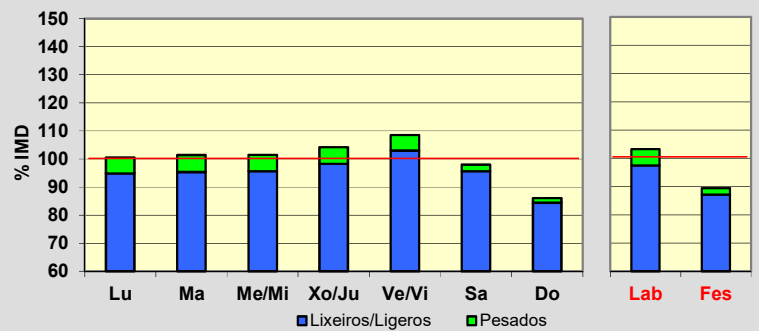
Treito/Tramo:

Ponte Caldeas - Caritel (PO-241)% Pes.: **4,7** I₁₅₀: **296****Variación Mensual**

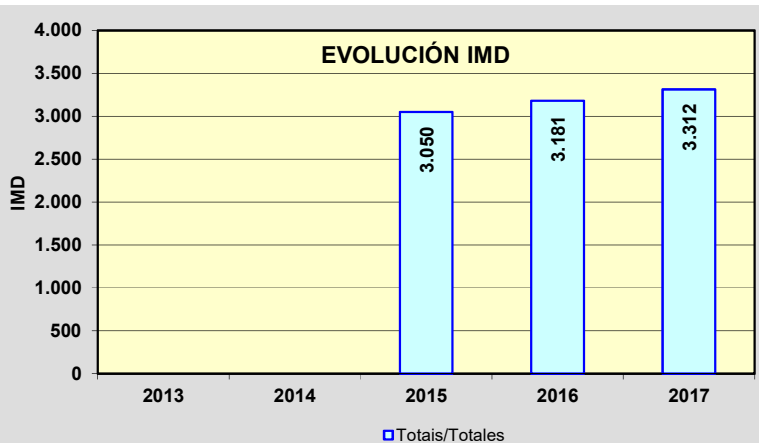
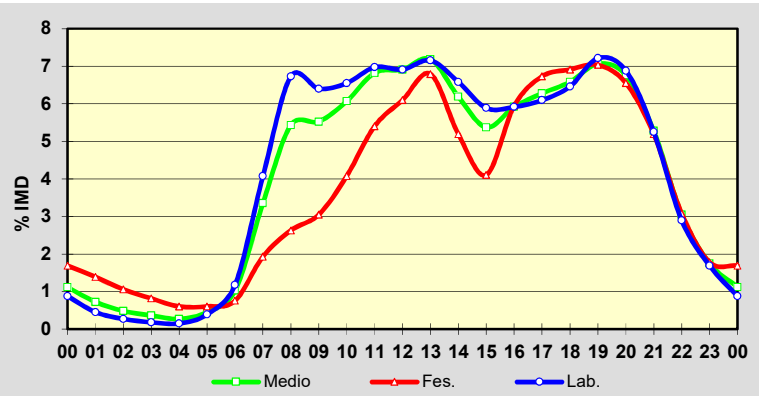
| | I.M.D. | % I.M.D. | % Pes. |
|------|--------|----------|--------|
| I | 2.996 | 90,46 | 4,9 |
| II | 2.993 | 90,37 | 4,5 |
| III | 3.080 | 93,00 | 4,5 |
| IV | 3.089 | 93,27 | 4,3 |
| V | 3.389 | 102,32 | 5,3 |
| VI | 3.405 | 102,81 | 5,2 |
| VII | 3.773 | 113,92 | 4,2 |
| VIII | 4.025 | 121,53 | 3,9 |
| IX | 3.449 | 104,14 | 4,7 |
| X | 3.218 | 97,16 | 5,0 |
| XI | 3.150 | 95,11 | 5,9 |
| XII | 3.146 | 94,99 | 4,0 |

**Semana Media**

| | I.M.D. | % I.M.D. | % Pes. |
|-------|--------|----------|--------|
| Lu | 3.329 | 100,51 | 5,6 |
| Ma | 3.358 | 101,39 | 5,9 |
| Me/Mi | 3.361 | 101,48 | 5,7 |
| Xo/Ju | 3.450 | 104,17 | 5,7 |
| Ve/Vi | 3.594 | 108,51 | 5,1 |
| Sa | 3.246 | 98,01 | 2,4 |
| Do | 2.849 | 86,02 | 1,9 |
| Lab | 3.418 | 103,20 | 5,6 |
| Fes | 2.962 | 89,43 | 2,6 |

**Día Medio**

| | Lab. | Fes. | Medio |
|--------------|--------------|--------------|--------------|
| 00 | 29 | 56 | 37 |
| 01 | 15 | 46 | 24 |
| 02 | 9 | 35 | 16 |
| 03 | 6 | 27 | 12 |
| 04 | 5 | 20 | 9 |
| 05 | 13 | 20 | 15 |
| 06 | 39 | 25 | 34 |
| 07 | 135 | 64 | 111 |
| 08 | 223 | 87 | 180 |
| 09 | 212 | 101 | 183 |
| 10 | 217 | 135 | 201 |
| 11 | 231 | 179 | 226 |
| 12 | 229 | 202 | 229 |
| 13 | 237 | 225 | 238 |
| 14 | 218 | 172 | 205 |
| 15 | 195 | 136 | 178 |
| 16 | 196 | 197 | 196 |
| 17 | 202 | 223 | 208 |
| 18 | 214 | 229 | 218 |
| 19 | 239 | 233 | 234 |
| 20 | 228 | 217 | 224 |
| 21 | 174 | 172 | 175 |
| 22 | 96 | 102 | 101 |
| 23 | 56 | 59 | 58 |
| Total | 3.418 | 2.962 | 3.312 |



Estación: **PO-307(3)**Tipo: **PER****MEMORIA DE AFOROS 2017**Rede/Red: **PC**IMD: **8.748**

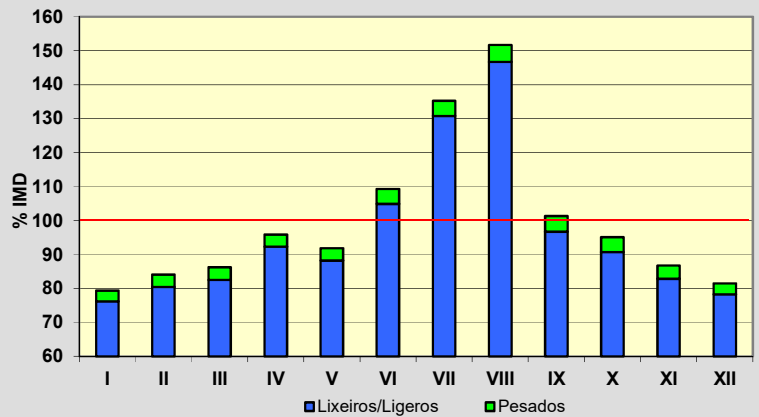
Nome/Nombre:

Illa de ArousaIMDp: **348** I₃₀: **1.240**

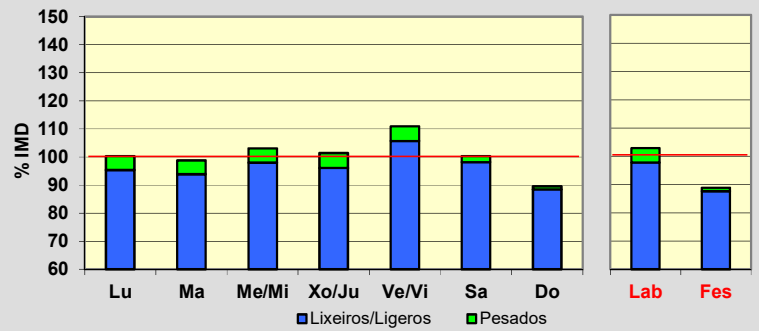
Treito/Tramo:

PO-306 - Illa de Arousa% Pes.: **4,0** I₁₅₀: **1.038****Variación Mensual**

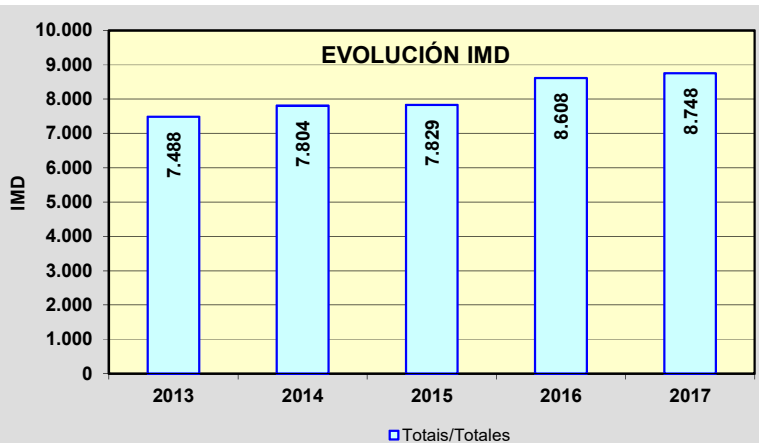
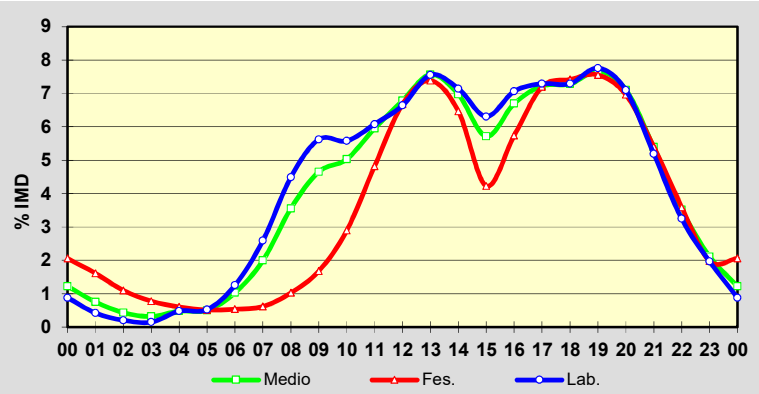
| | I.M.D. | % I.M.D. | % Pes. |
|------|--------|----------|--------|
| I | 6.940 | 79,33 | 4,0 |
| II | 7.353 | 84,05 | 4,3 |
| III | 7.546 | 86,26 | 4,4 |
| IV | 8.384 | 95,84 | 3,7 |
| V | 8.039 | 91,90 | 4,0 |
| VI | 9.559 | 109,27 | 4,0 |
| VII | 11.831 | 135,24 | 3,3 |
| VIII | 13.270 | 151,69 | 3,3 |
| IX | 8.862 | 101,30 | 4,5 |
| X | 8.319 | 95,10 | 4,6 |
| XI | 7.586 | 86,72 | 4,5 |
| XII | 7.133 | 81,54 | 4,0 |

**Semana Media**

| | I.M.D. | % I.M.D. | % Pes. |
|-------|--------|----------|--------|
| Lu | 8.776 | 100,32 | 5,0 |
| Ma | 8.643 | 98,80 | 4,9 |
| Me/Mi | 9.021 | 103,12 | 5,0 |
| Xo/Ju | 8.867 | 101,36 | 5,2 |
| Ve/Vi | 9.700 | 110,88 | 4,7 |
| Sa | 8.774 | 100,30 | 2,1 |
| Do | 7.835 | 89,56 | 1,3 |
| Lab | 8.998 | 102,86 | 5,0 |
| Fes | 7.773 | 88,85 | 1,3 |

**Día Medio**

| | Lab. | Fes. | Medio |
|--------------|--------------|--------------|--------------|
| 00 | 77 | 180 | 107 |
| 01 | 37 | 141 | 66 |
| 02 | 18 | 96 | 38 |
| 03 | 13 | 68 | 28 |
| 04 | 42 | 53 | 42 |
| 05 | 46 | 45 | 44 |
| 06 | 110 | 47 | 90 |
| 07 | 227 | 54 | 175 |
| 08 | 393 | 90 | 311 |
| 09 | 492 | 147 | 407 |
| 10 | 488 | 253 | 440 |
| 11 | 532 | 422 | 521 |
| 12 | 581 | 584 | 594 |
| 13 | 661 | 646 | 662 |
| 14 | 625 | 566 | 610 |
| 15 | 552 | 370 | 500 |
| 16 | 618 | 502 | 586 |
| 17 | 638 | 630 | 632 |
| 18 | 638 | 649 | 637 |
| 19 | 679 | 661 | 671 |
| 20 | 621 | 609 | 622 |
| 21 | 454 | 473 | 472 |
| 22 | 284 | 314 | 308 |
| 23 | 172 | 173 | 185 |
| Total | 8.998 | 7.773 | 8.748 |



Estación: **PO-308(1)**Tipo: **PER**

MEMORIA DE AFOROS 2017

Rede/Red: **PC**IMD: **17.152**

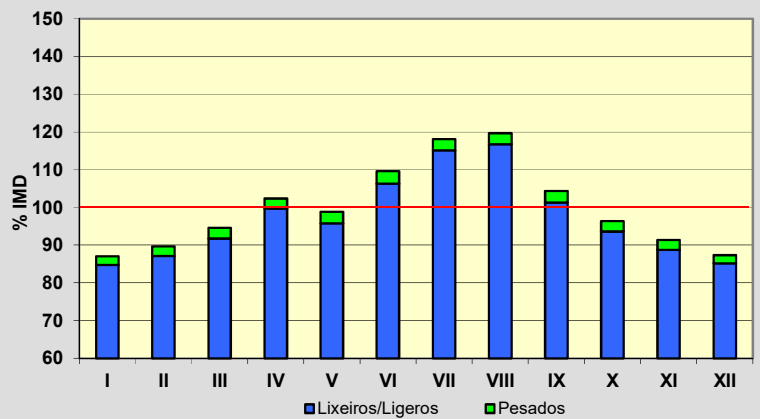
Nome/Nombre:

PoioIMDp: **474** I₃₀: **1.402**

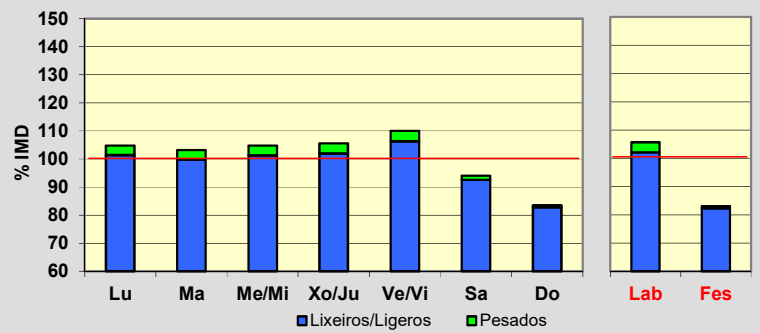
Treito/Tramo:

Poio (PO-309) - Poio (PO-535)% Pes.: **2,8** I₁₅₀: **1.341****Variación Mensual**

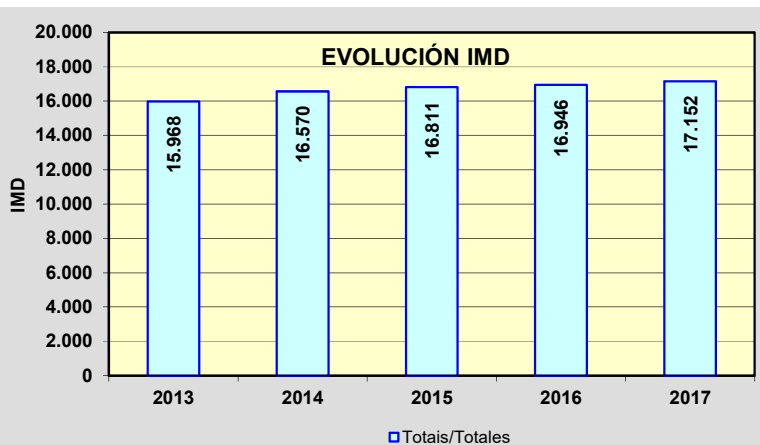
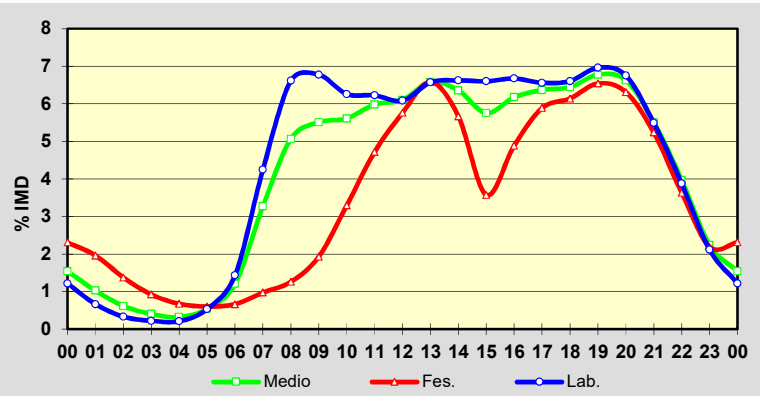
| | I.M.D. | % I.M.D. | % Pes. |
|------|--------|----------|--------|
| I | 14.923 | 87,00 | 2,6 |
| II | 15.372 | 89,62 | 2,8 |
| III | 16.216 | 94,54 | 3,0 |
| IV | 17.560 | 102,38 | 2,7 |
| V | 16.950 | 98,82 | 3,1 |
| VI | 18.798 | 109,60 | 3,0 |
| VII | 20.257 | 118,10 | 2,5 |
| VIII | 20.529 | 119,69 | 2,5 |
| IX | 17.900 | 104,36 | 2,9 |
| X | 16.529 | 96,37 | 2,8 |
| XI | 15.676 | 91,39 | 2,9 |
| XII | 14.986 | 87,37 | 2,5 |

**Semana Media**

| | I.M.D. | % I.M.D. | % Pes. |
|-------|--------|----------|--------|
| Lu | 17.969 | 104,76 | 3,3 |
| Ma | 17.709 | 103,25 | 3,4 |
| Me/Mi | 17.975 | 104,80 | 3,3 |
| Xo/Ju | 18.112 | 105,60 | 3,5 |
| Ve/Vi | 18.868 | 110,00 | 3,3 |
| Sa | 16.139 | 94,09 | 1,6 |
| Do | 14.329 | 83,54 | 0,9 |
| Lab | 18.124 | 105,67 | 3,4 |
| Fes | 14.252 | 83,09 | 0,9 |

**Día Medio**

| | Lab. | Fes. | Medio |
|----|---------------|---------------|---------------|
| 00 | 209 | 396 | 264 |
| 01 | 114 | 336 | 176 |
| 02 | 57 | 236 | 106 |
| 03 | 38 | 158 | 69 |
| 04 | 36 | 116 | 55 |
| 05 | 91 | 103 | 93 |
| 06 | 246 | 114 | 207 |
| 07 | 729 | 167 | 561 |
| 08 | 1.135 | 216 | 869 |
| 09 | 1.162 | 331 | 945 |
| 10 | 1.074 | 565 | 962 |
| 11 | 1.068 | 809 | 1.026 |
| 12 | 1.044 | 988 | 1.047 |
| 13 | 1.127 | 1.129 | 1.129 |
| 14 | 1.136 | 972 | 1.090 |
| 15 | 1.132 | 613 | 987 |
| 16 | 1.145 | 838 | 1.059 |
| 17 | 1.125 | 1.010 | 1.092 |
| 18 | 1.133 | 1.053 | 1.106 |
| 19 | 1.194 | 1.122 | 1.162 |
| 20 | 1.158 | 1.083 | 1.137 |
| 21 | 942 | 898 | 945 |
| 22 | 666 | 623 | 681 |
| 23 | 363 | 376 | 384 |
| | 18.124 | 14.252 | 17.152 |



Estación: **PO-308(14)**Tipo: **PER**

MEMORIA DE AFOROS 2017

Rede/Red: **PC**IMD: **10.995**

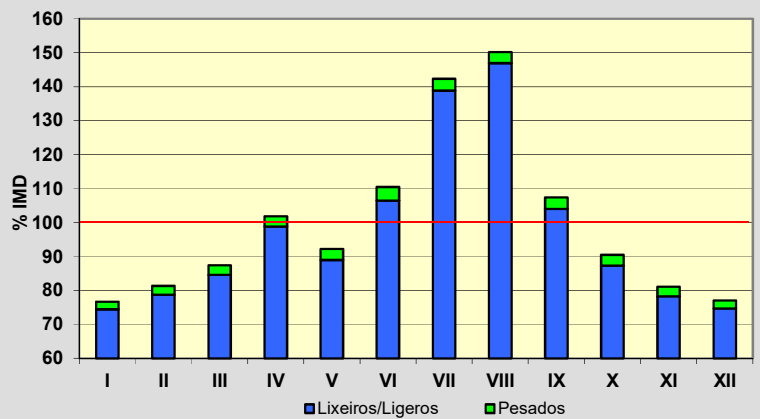
Nome/Nombre:

SanxenxoIMDp: **331** I₃₀: **1.136**

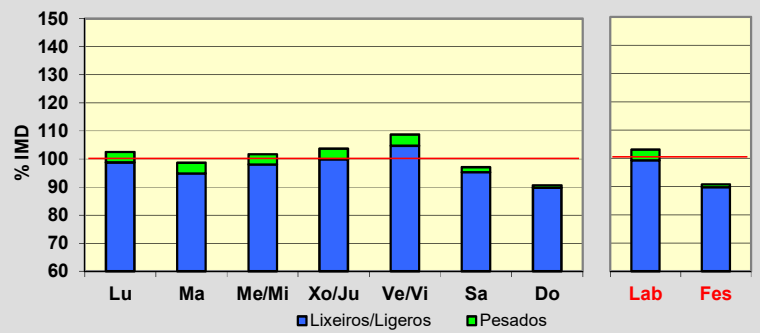
Treito/Tramo:

Samieira (PO-303) - Sanxenxo (PO-504)% Pes.: **3,0** I₁₅₀: **1.055****Variación Mensual**

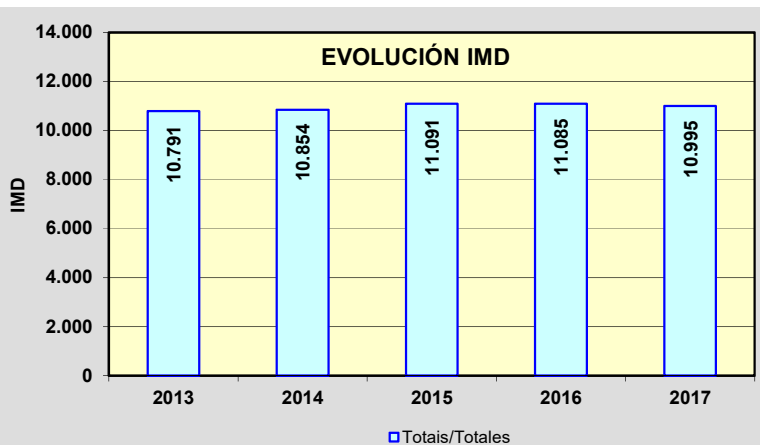
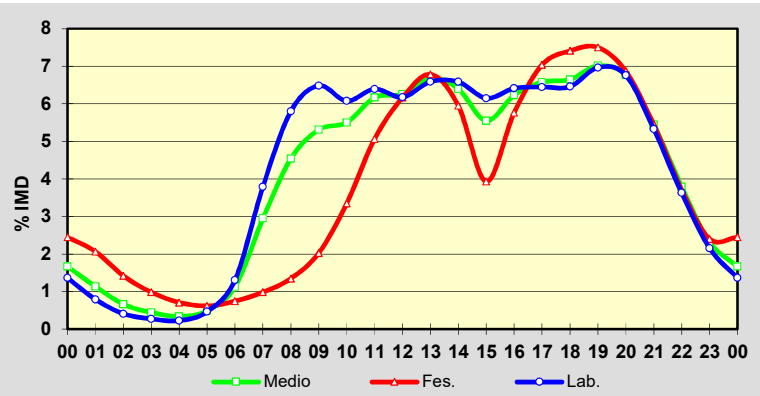
| | I.M.D. | % I.M.D. | % Pes. |
|------|--------|----------|--------|
| I | 8.430 | 76,67 | 2,9 |
| II | 8.945 | 81,36 | 3,2 |
| III | 9.605 | 87,36 | 3,2 |
| IV | 11.196 | 101,83 | 2,9 |
| V | 10.134 | 92,17 | 3,5 |
| VI | 12.145 | 110,46 | 3,6 |
| VII | 15.644 | 142,28 | 2,4 |
| VIII | 16.517 | 150,22 | 2,2 |
| IX | 11.803 | 107,35 | 3,1 |
| X | 9.942 | 90,42 | 3,4 |
| XI | 8.912 | 81,06 | 3,4 |
| XII | 8.465 | 76,99 | 3,0 |

**Semana Media**

| | I.M.D. | % I.M.D. | % Pes. |
|-------|--------|----------|--------|
| Lu | 11.267 | 102,47 | 3,6 |
| Ma | 10.850 | 98,68 | 3,8 |
| Me/Mi | 11.180 | 101,68 | 3,6 |
| Xo/Ju | 11.405 | 103,73 | 3,7 |
| Ve/Vi | 11.950 | 108,69 | 3,7 |
| Sa | 10.675 | 97,09 | 1,9 |
| Do | 9.969 | 90,67 | 1,0 |
| Lab | 11.329 | 103,04 | 3,7 |
| Fes | 9.976 | 90,73 | 1,1 |

**Día Medio**

| | Lab. | Fes. | Medio |
|--------------|---------------|--------------|---------------|
| 00 | 150 | 269 | 183 |
| 01 | 87 | 227 | 125 |
| 02 | 45 | 156 | 73 |
| 03 | 30 | 108 | 49 |
| 04 | 25 | 78 | 37 |
| 05 | 51 | 68 | 54 |
| 06 | 144 | 82 | 124 |
| 07 | 417 | 108 | 324 |
| 08 | 638 | 148 | 499 |
| 09 | 713 | 223 | 584 |
| 10 | 668 | 368 | 605 |
| 11 | 703 | 557 | 678 |
| 12 | 679 | 678 | 688 |
| 13 | 724 | 746 | 735 |
| 14 | 724 | 654 | 703 |
| 15 | 676 | 432 | 610 |
| 16 | 705 | 634 | 685 |
| 17 | 709 | 774 | 723 |
| 18 | 710 | 815 | 731 |
| 19 | 766 | 825 | 771 |
| 20 | 743 | 755 | 743 |
| 21 | 586 | 599 | 599 |
| 22 | 399 | 408 | 417 |
| 23 | 237 | 264 | 255 |
| Total | 11.329 | 9.976 | 10.995 |



Estación: **PO-308(21)**Tipo: **PER****MEMORIA DE AFOROS 2017**Rede/Red: **PC**IMD: **4.603**

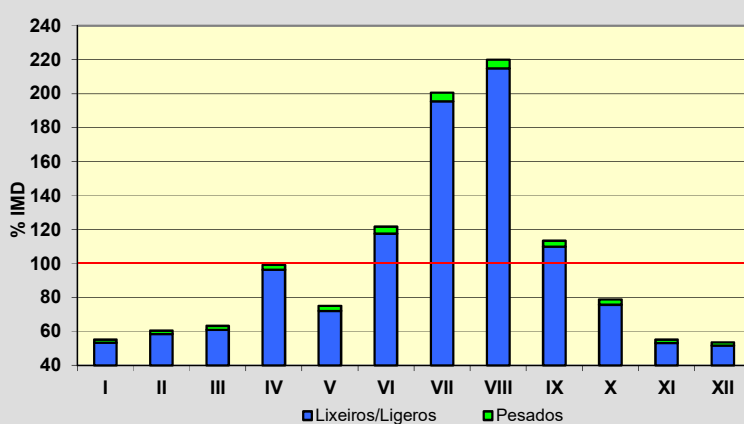
Nome/Nombre:

PortonovoIMDp: **141** I₃₀: **889**

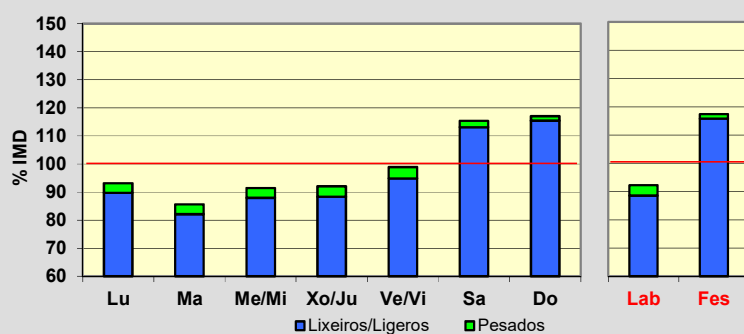
Treito/Tramo:

Portonovo (PO-364) - A Lanzada (PO-550)% Pes.: **3,1** I₁₅₀: **753****Variación Mensual**

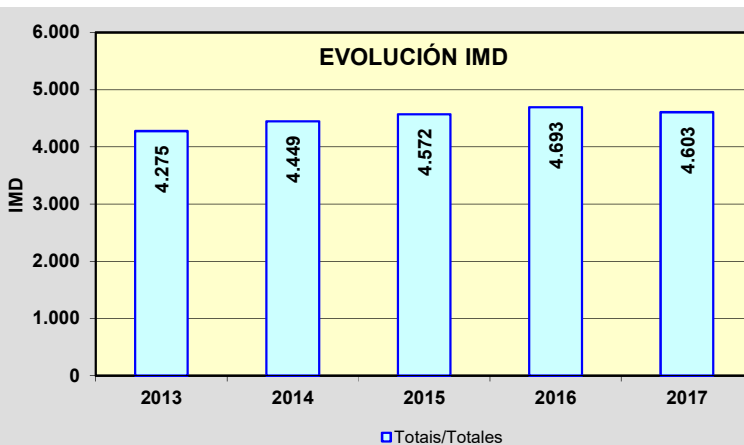
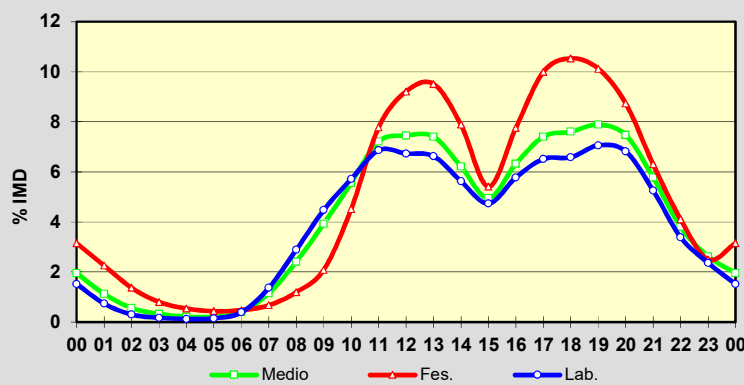
| | I.M.D. | % I.M.D. | % Pes. |
|------|--------|----------|--------|
| I | 2.538 | 55,14 | 3,2 |
| II | 2.780 | 60,40 | 3,3 |
| III | 2.914 | 63,31 | 3,9 |
| IV | 4.558 | 99,02 | 2,8 |
| V | 3.451 | 74,97 | 3,9 |
| VI | 5.596 | 121,57 | 3,4 |
| VII | 9.235 | 200,63 | 2,6 |
| VIII | 10.125 | 219,97 | 2,3 |
| IX | 5.216 | 113,32 | 3,0 |
| X | 3.631 | 78,88 | 3,9 |
| XI | 2.537 | 55,12 | 3,7 |
| XII | 2.459 | 53,42 | 3,3 |

**Semana Media**

| | I.M.D. | % I.M.D. | % Pes. |
|-------|--------|----------|--------|
| Lu | 4.289 | 93,18 | 3,6 |
| Ma | 3.940 | 85,60 | 4,1 |
| Me/Mi | 4.212 | 91,51 | 3,9 |
| Xo/Ju | 4.237 | 92,05 | 4,1 |
| Ve/Vi | 4.554 | 98,94 | 4,1 |
| Sa | 5.308 | 115,32 | 1,9 |
| Do | 5.386 | 117,01 | 1,3 |
| Lab | 4.245 | 92,22 | 4,0 |
| Fes | 5.402 | 117,36 | 1,3 |

**Día Medio**

| | Lab. | Fes. | Medio |
|----|--------------|--------------|--------------|
| 00 | 70 | 145 | 90 |
| 01 | 34 | 104 | 52 |
| 02 | 14 | 63 | 26 |
| 03 | 8 | 37 | 15 |
| 04 | 6 | 25 | 10 |
| 05 | 7 | 20 | 10 |
| 06 | 18 | 22 | 18 |
| 07 | 63 | 31 | 53 |
| 08 | 133 | 55 | 111 |
| 09 | 206 | 96 | 181 |
| 10 | 263 | 208 | 256 |
| 11 | 316 | 358 | 332 |
| 12 | 310 | 424 | 343 |
| 13 | 305 | 438 | 341 |
| 14 | 259 | 363 | 286 |
| 15 | 218 | 249 | 228 |
| 16 | 266 | 357 | 291 |
| 17 | 300 | 460 | 341 |
| 18 | 303 | 485 | 350 |
| 19 | 325 | 466 | 363 |
| 20 | 314 | 402 | 344 |
| 21 | 242 | 290 | 266 |
| 22 | 156 | 189 | 175 |
| 23 | 109 | 115 | 121 |
| | 4.245 | 5.402 | 4.603 |



Estación: **PO-313(6)**Tipo: **COM****MEMORIA DE AFOROS 2017**Rede/Red: **S**IMD: **2.796**

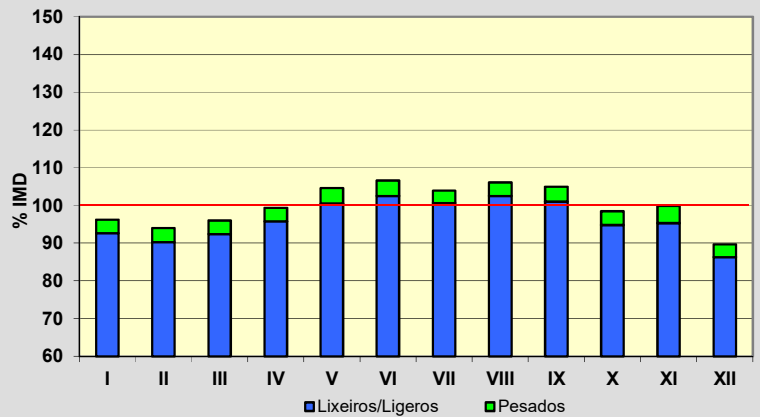
Nome/Nombre:

Marín (PO-313)IMDp: **105** I₃₀: **273**

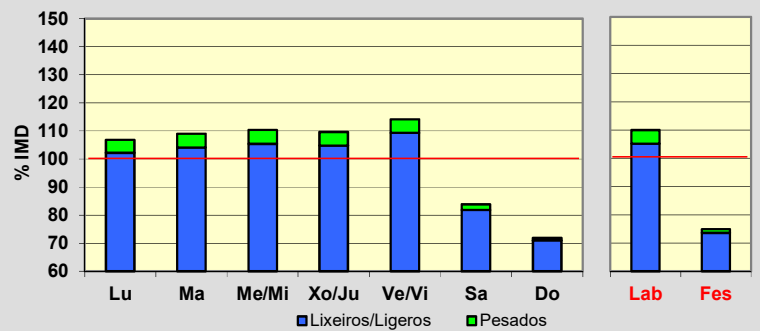
Treito/Tramo:

Enl. VG-4.4 - Enl. CG-4.1% Pes.: **3,8** I₁₅₀: **256****Variación Mensual**

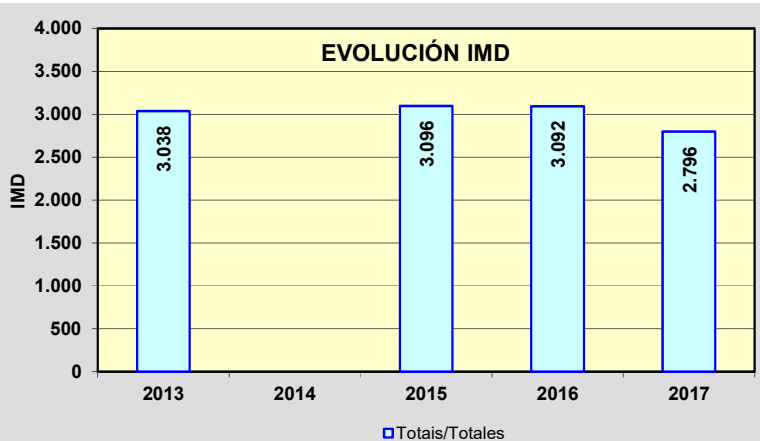
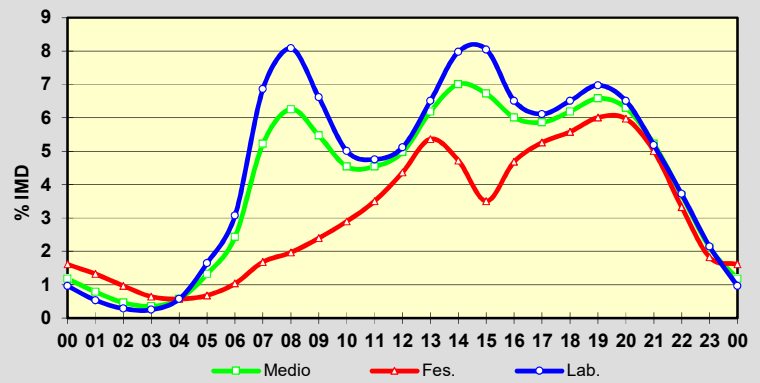
| | I.M.D. | % I.M.D. | % Pes. |
|------|--------|----------|--------|
| I | 2.691 | 96,24 | 3,8 |
| II | 2.627 | 93,96 | 4,0 |
| III | 2.685 | 96,03 | 3,8 |
| IV | 2.778 | 99,36 | 3,6 |
| V | 2.925 | 104,61 | 3,9 |
| VI | 2.981 | 106,62 | 3,9 |
| VII | 2.906 | 103,93 | 3,2 |
| VIII | 2.966 | 106,08 | 3,4 |
| IX | 2.934 | 104,94 | 3,7 |
| X | 2.752 | 98,43 | 3,7 |
| XI | 2.793 | 99,89 | 4,6 |
| XII | 2.507 | 89,66 | 3,7 |

**Semana Media**

| | I.M.D. | % I.M.D. | % Pes. |
|-------|--------|----------|--------|
| Lu | 2.987 | 106,83 | 4,3 |
| Ma | 3.047 | 108,98 | 4,5 |
| Me/Mi | 3.085 | 110,34 | 4,4 |
| Xo/Ju | 3.066 | 109,66 | 4,4 |
| Ve/Vi | 3.191 | 114,13 | 4,2 |
| Sa | 2.344 | 83,83 | 2,3 |
| Do | 2.010 | 71,89 | 1,2 |
| Lab | 3.075 | 109,98 | 4,4 |
| Fes | 2.094 | 74,89 | 1,7 |

**Día Medio**

| | Lab. | Fes. | Medio |
|--------------|--------------|--------------|--------------|
| 00 | 27 | 45 | 33 |
| 01 | 15 | 37 | 22 |
| 02 | 8 | 27 | 13 |
| 03 | 7 | 18 | 10 |
| 04 | 16 | 16 | 16 |
| 05 | 46 | 19 | 37 |
| 06 | 86 | 29 | 68 |
| 07 | 192 | 47 | 146 |
| 08 | 226 | 55 | 175 |
| 09 | 185 | 67 | 153 |
| 10 | 140 | 81 | 127 |
| 11 | 133 | 98 | 127 |
| 12 | 143 | 122 | 139 |
| 13 | 182 | 150 | 173 |
| 14 | 223 | 132 | 196 |
| 15 | 225 | 98 | 188 |
| 16 | 182 | 131 | 168 |
| 17 | 171 | 147 | 164 |
| 18 | 182 | 156 | 173 |
| 19 | 195 | 168 | 184 |
| 20 | 182 | 167 | 176 |
| 21 | 145 | 140 | 146 |
| 22 | 104 | 93 | 103 |
| 23 | 60 | 51 | 59 |
| Total | 3.075 | 2.094 | 2.796 |



Estación: **PO-315(8)**Tipo: **PER****MEMORIA DE AFOROS 2017**Rede/Red: **PC**IMD: **5.773**

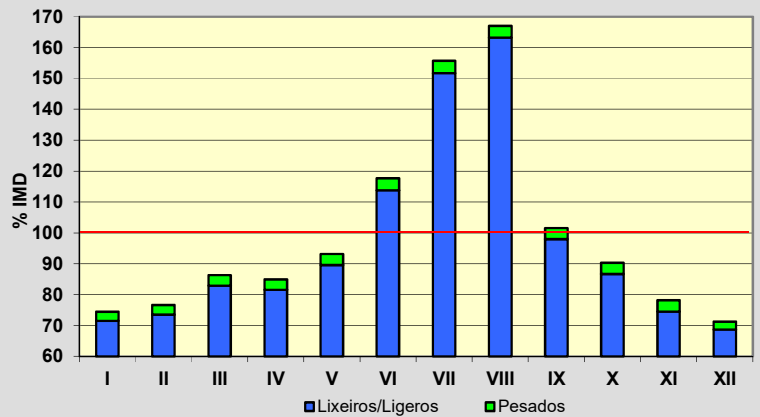
Nome/Nombre:

MendiñaIMDp: **200** I₃₀: **1.021**

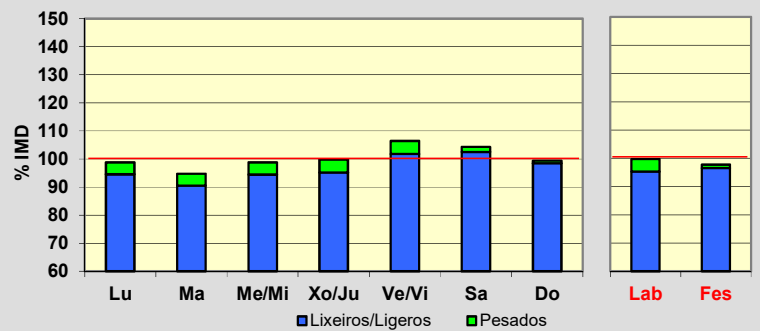
Treito/Tramo:

Mendiña (VG-4.6) - Cangas (PO-551)% Pes.: **3,5** I₁₅₀: **804****Variación Mensual**

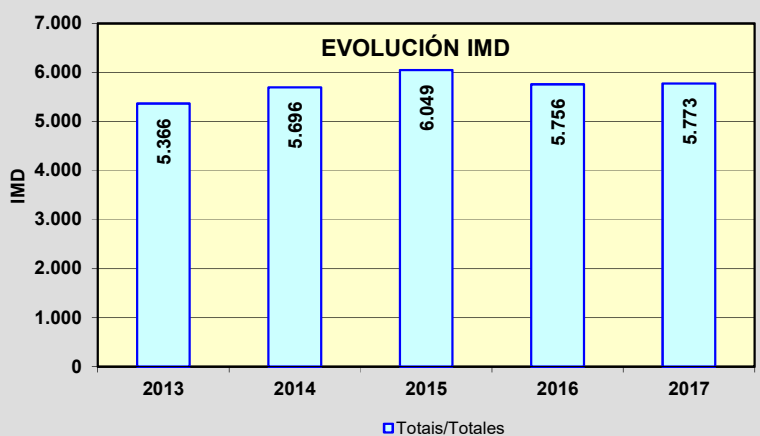
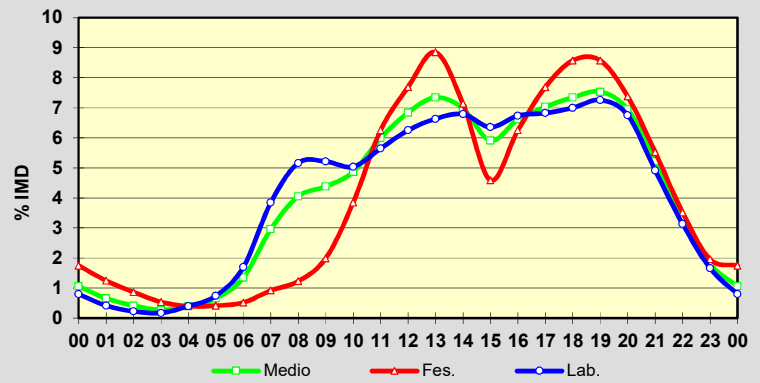
| | I.M.D. | % I.M.D. | % Pes. |
|------|--------|----------|--------|
| I | 4.297 | 74,43 | 3,9 |
| II | 4.424 | 76,63 | 4,0 |
| III | 4.984 | 86,33 | 3,9 |
| IV | 4.903 | 84,93 | 4,0 |
| V | 5.375 | 93,11 | 3,8 |
| VI | 6.793 | 117,67 | 3,3 |
| VII | 8.990 | 155,72 | 2,6 |
| VIII | 9.646 | 167,09 | 2,3 |
| IX | 5.862 | 101,54 | 3,5 |
| X | 5.215 | 90,33 | 4,0 |
| XI | 4.511 | 78,14 | 4,6 |
| XII | 4.110 | 71,19 | 3,6 |

**Semana Media**

| | I.M.D. | % I.M.D. | % Pes. |
|-------|--------|----------|--------|
| Lu | 5.702 | 98,77 | 4,2 |
| Ma | 5.473 | 94,80 | 4,5 |
| Me/Mi | 5.703 | 98,79 | 4,3 |
| Xo/Ju | 5.759 | 99,76 | 4,6 |
| Ve/Vi | 6.146 | 106,46 | 4,3 |
| Sa | 6.020 | 104,28 | 1,7 |
| Do | 5.740 | 99,43 | 1,0 |
| Lab | 5.755 | 99,69 | 4,4 |
| Fes | 5.641 | 97,71 | 1,2 |

**Día Medio**

| | Lab. | Fes. | Medio |
|--------------|--------------|--------------|--------------|
| 00 | 46 | 101 | 61 |
| 01 | 24 | 72 | 38 |
| 02 | 13 | 50 | 24 |
| 03 | 10 | 31 | 16 |
| 04 | 23 | 23 | 23 |
| 05 | 43 | 24 | 38 |
| 06 | 98 | 30 | 78 |
| 07 | 222 | 53 | 171 |
| 08 | 298 | 71 | 234 |
| 09 | 301 | 115 | 253 |
| 10 | 291 | 222 | 281 |
| 11 | 326 | 361 | 346 |
| 12 | 361 | 444 | 395 |
| 13 | 383 | 511 | 424 |
| 14 | 392 | 412 | 403 |
| 15 | 367 | 265 | 341 |
| 16 | 389 | 361 | 382 |
| 17 | 394 | 444 | 406 |
| 18 | 404 | 495 | 424 |
| 19 | 419 | 495 | 435 |
| 20 | 390 | 426 | 401 |
| 21 | 284 | 319 | 301 |
| 22 | 181 | 203 | 194 |
| 23 | 96 | 113 | 104 |
| Total | 5.755 | 5.641 | 5.773 |



Estación: **PO-316(3)**Tipo: **PER****MEMORIA DE AFOROS 2017**Rede/Red: **PC**IMD: **12.040**

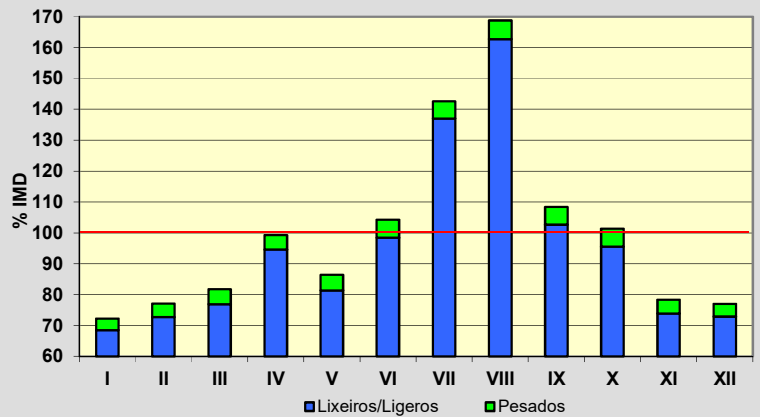
Nome/Nombre:

O GroveIMDp: **605** I₃₀: **1.696**

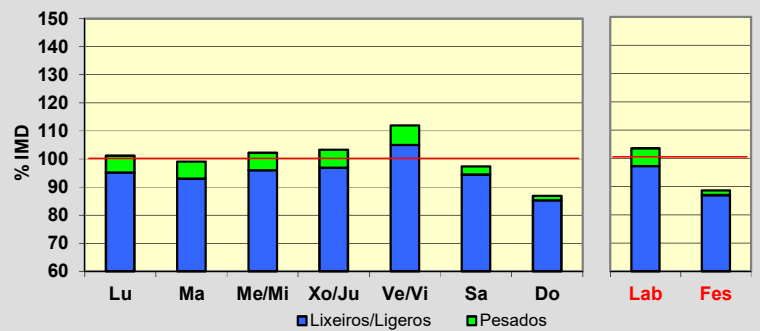
Treito/Tramo:

A Lanzada (PO-550) - O Grove% Pes.: **5,0** I₁₅₀: **1.452****Variación Mensual**

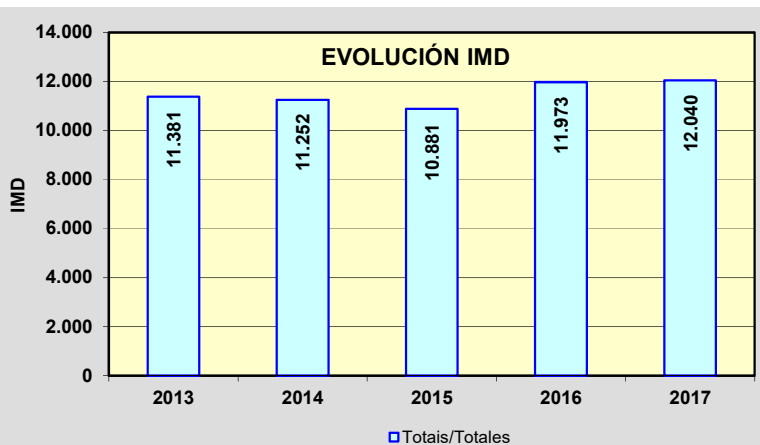
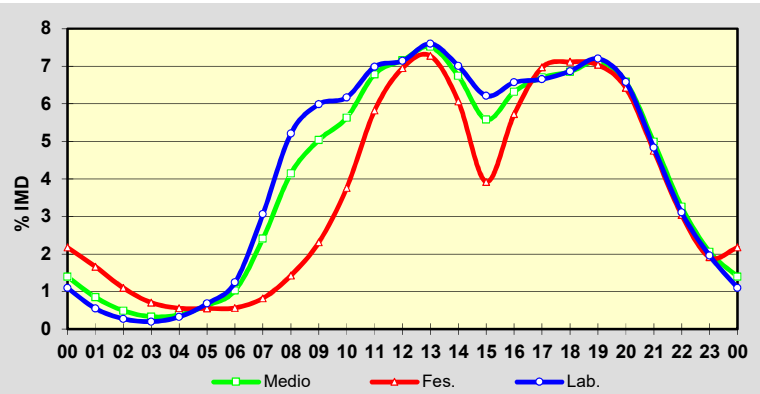
| | I.M.D. | % I.M.D. | % Pes. |
|------|--------|----------|--------|
| I | 8.702 | 72,28 | 5,2 |
| II | 9.281 | 77,08 | 5,6 |
| III | 9.844 | 81,76 | 6,0 |
| IV | 11.950 | 99,25 | 4,7 |
| V | 10.398 | 86,36 | 5,8 |
| VI | 12.555 | 104,28 | 5,6 |
| VII | 17.172 | 142,62 | 3,9 |
| VIII | 20.321 | 168,78 | 3,5 |
| IX | 13.045 | 108,35 | 5,3 |
| X | 12.201 | 101,34 | 5,7 |
| XI | 9.435 | 78,36 | 5,7 |
| XII | 9.271 | 77,00 | 5,4 |

**Semana Media**

| | I.M.D. | % I.M.D. | % Pes. |
|-------|--------|----------|--------|
| Lu | 12.182 | 101,18 | 5,9 |
| Ma | 11.928 | 99,07 | 6,2 |
| Me/Mi | 12.302 | 102,18 | 6,0 |
| Xo/Ju | 12.442 | 103,34 | 6,2 |
| Ve/Vi | 13.483 | 111,99 | 6,2 |
| Sa | 11.729 | 97,42 | 3,1 |
| Do | 10.458 | 86,86 | 1,9 |
| Lab | 12.464 | 103,52 | 6,1 |
| Fes | 10.671 | 88,63 | 1,9 |

**Día Medio**

| | Lab. | Fes. | Medio |
|----|---------------|---------------|---------------|
| 00 | 132 | 262 | 168 |
| 01 | 66 | 200 | 102 |
| 02 | 33 | 132 | 59 |
| 03 | 24 | 85 | 40 |
| 04 | 39 | 67 | 46 |
| 05 | 82 | 66 | 76 |
| 06 | 150 | 68 | 124 |
| 07 | 369 | 99 | 290 |
| 08 | 627 | 172 | 499 |
| 09 | 721 | 278 | 606 |
| 10 | 743 | 453 | 678 |
| 11 | 841 | 701 | 817 |
| 12 | 860 | 837 | 862 |
| 13 | 915 | 876 | 905 |
| 14 | 844 | 730 | 812 |
| 15 | 748 | 472 | 672 |
| 16 | 791 | 689 | 761 |
| 17 | 801 | 839 | 807 |
| 18 | 827 | 857 | 825 |
| 19 | 867 | 847 | 857 |
| 20 | 792 | 773 | 793 |
| 21 | 582 | 572 | 601 |
| 22 | 374 | 366 | 392 |
| 23 | 236 | 230 | 248 |
| | 12.464 | 10.671 | 12.040 |



Estación: **PO-325(7)**Tipo: **COM****MEMORIA DE AFOROS 2017**Rede/Red: **S**IMD: **9.617**

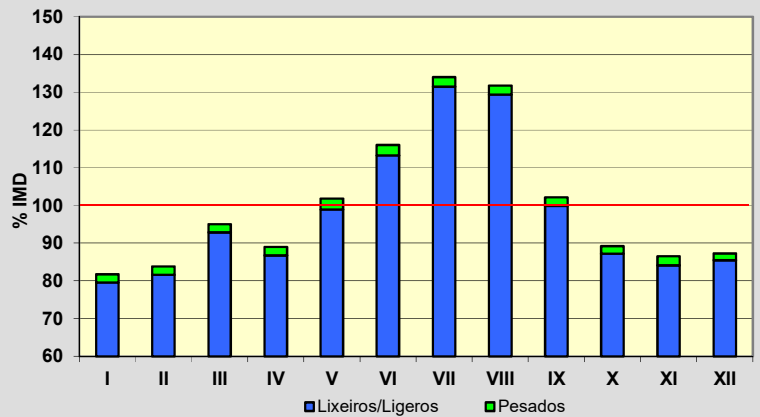
Nome/Nombre:

Santa Marta (Saians)IMDp: **223** I₃₀: **1.142**

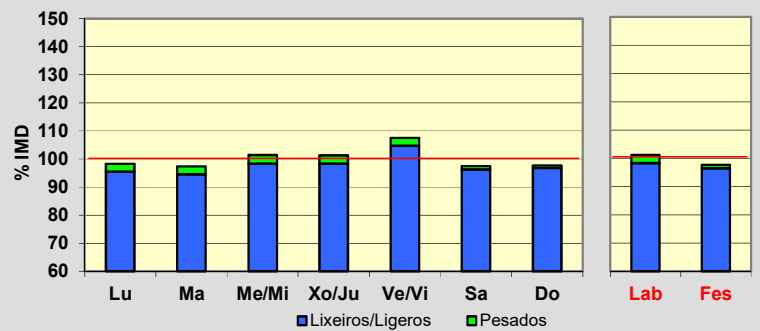
Treito/Tramo:

Canido (Estda. Dep) - Praia América (AG-57N)% Pes.: **2,3** I₁₅₀: **990****Variación Mensual**

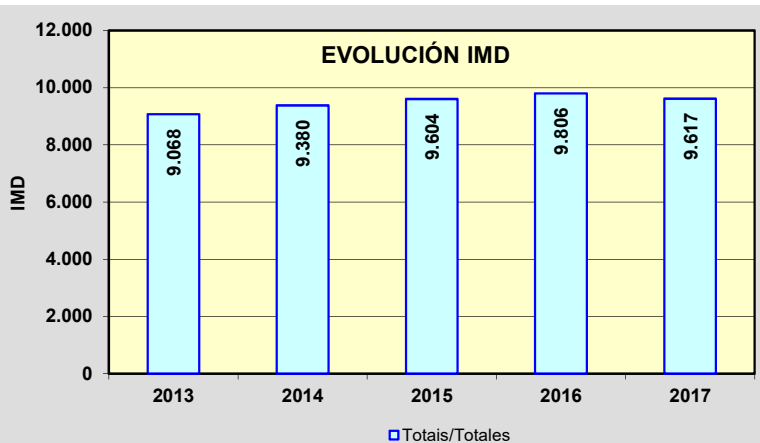
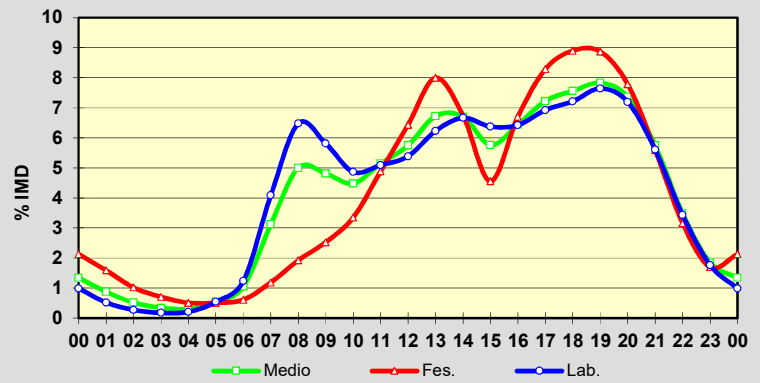
| | I.M.D. | % I.M.D. | % Pes. |
|------|--------|----------|--------|
| I | 7.860 | 81,73 | 2,7 |
| II | 8.062 | 83,83 | 2,7 |
| III | 9.137 | 95,01 | 2,3 |
| IV | 8.557 | 88,98 | 2,5 |
| V | 9.789 | 101,79 | 2,8 |
| VI | 11.158 | 116,02 | 2,4 |
| VII | 12.885 | 133,98 | 1,9 |
| VIII | 12.674 | 131,79 | 1,9 |
| IX | 9.823 | 102,14 | 2,2 |
| X | 8.576 | 89,18 | 2,2 |
| XI | 8.323 | 86,54 | 2,8 |
| XII | 8.395 | 87,29 | 2,1 |

**Semana Media**

| | I.M.D. | % I.M.D. | % Pes. |
|-------|--------|----------|--------|
| Lu | 9.452 | 98,28 | 2,8 |
| Ma | 9.364 | 97,37 | 2,9 |
| Me/Mi | 9.749 | 101,37 | 2,9 |
| Xo/Ju | 9.741 | 101,29 | 2,9 |
| Ve/Vi | 10.341 | 107,53 | 2,6 |
| Sa | 9.374 | 97,47 | 1,3 |
| Do | 9.391 | 97,65 | 0,9 |
| Lab | 9.727 | 101,14 | 2,8 |
| Fes | 9.395 | 97,69 | 1,2 |

**Día Medio**

| | Lab. | Fes. | Medio |
|----|--------------|--------------|--------------|
| 00 | 95 | 205 | 129 |
| 01 | 50 | 153 | 84 |
| 02 | 26 | 98 | 50 |
| 03 | 17 | 68 | 33 |
| 04 | 20 | 49 | 30 |
| 05 | 52 | 49 | 52 |
| 06 | 119 | 59 | 101 |
| 07 | 393 | 114 | 300 |
| 08 | 623 | 185 | 481 |
| 09 | 559 | 243 | 463 |
| 10 | 468 | 322 | 431 |
| 11 | 490 | 470 | 495 |
| 12 | 518 | 619 | 553 |
| 13 | 599 | 769 | 647 |
| 14 | 641 | 649 | 645 |
| 15 | 613 | 438 | 554 |
| 16 | 618 | 645 | 620 |
| 17 | 666 | 797 | 695 |
| 18 | 694 | 856 | 727 |
| 19 | 735 | 853 | 753 |
| 20 | 692 | 749 | 708 |
| 21 | 539 | 538 | 553 |
| 22 | 330 | 304 | 335 |
| 23 | 170 | 163 | 178 |
| | 9.727 | 9.395 | 9.617 |



Estación: **PO-340(3)**Tipo: **COM****MEMORIA DE AFOROS 2017**Rede/Red: **PC**IMD: **2.143**

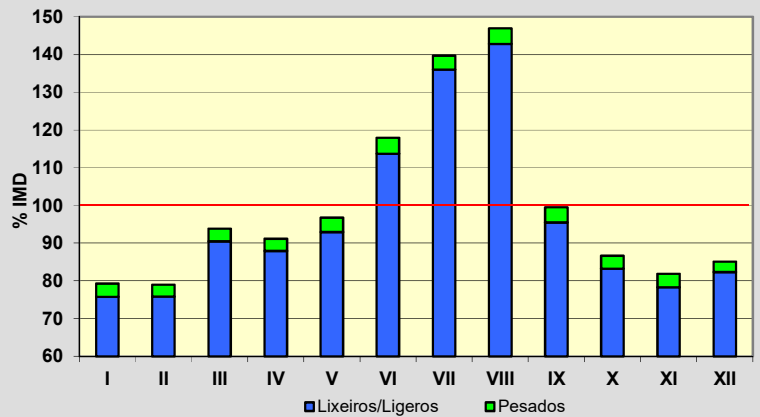
Nome/Nombre:

Randufe (Tui)IMDp: **77** I₃₀: **325**

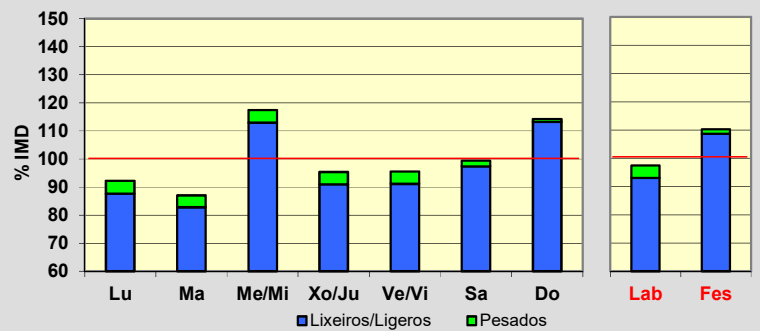
Treito/Tramo:

Enl. A-55 - Couso (PO-344)% Pes.: **3,6** I₁₅₀: **262****Variación Mensual**

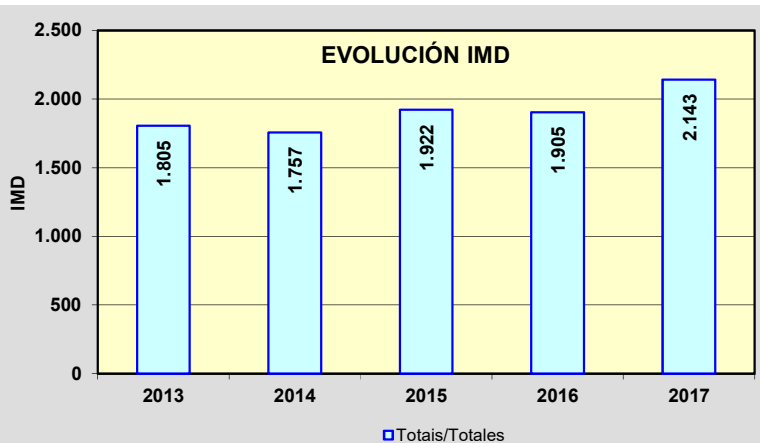
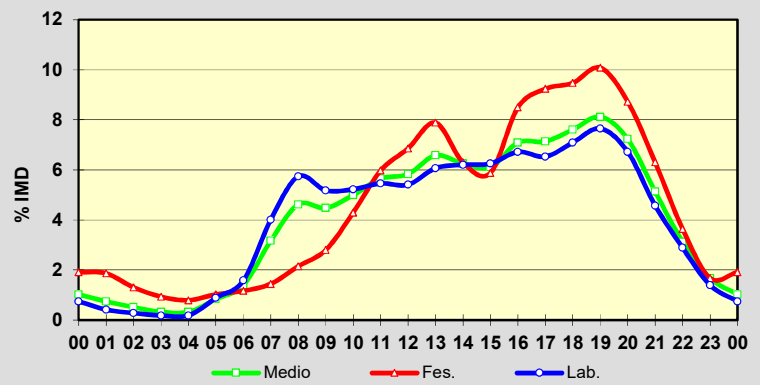
| | I.M.D. | % I.M.D. | % Pes. |
|------|--------|----------|--------|
| I | 1.699 | 79,28 | 4,5 |
| II | 1.692 | 78,95 | 3,9 |
| III | 2.011 | 93,84 | 3,6 |
| IV | 1.953 | 91,13 | 3,5 |
| V | 2.073 | 96,73 | 4,0 |
| VI | 2.527 | 117,92 | 3,6 |
| VII | 2.994 | 139,71 | 2,6 |
| VIII | 3.149 | 146,94 | 2,8 |
| IX | 2.132 | 99,49 | 4,0 |
| X | 1.857 | 86,65 | 4,0 |
| XI | 1.755 | 81,89 | 4,4 |
| XII | 1.823 | 85,07 | 3,2 |

**Semana Media**

| | I.M.D. | % I.M.D. | % Pes. |
|-------|--------|----------|--------|
| Lu | 1.978 | 92,30 | 5,0 |
| Ma | 1.865 | 87,03 | 4,8 |
| Me/Mi | 2.517 | 117,45 | 3,8 |
| Xo/Ju | 2.043 | 95,33 | 4,6 |
| Ve/Vi | 2.048 | 95,57 | 4,6 |
| Sa | 2.130 | 99,39 | 2,1 |
| Do | 2.448 | 114,23 | 0,9 |
| Lab | 2.088 | 97,43 | 4,5 |
| Fes | 2.362 | 110,22 | 1,4 |

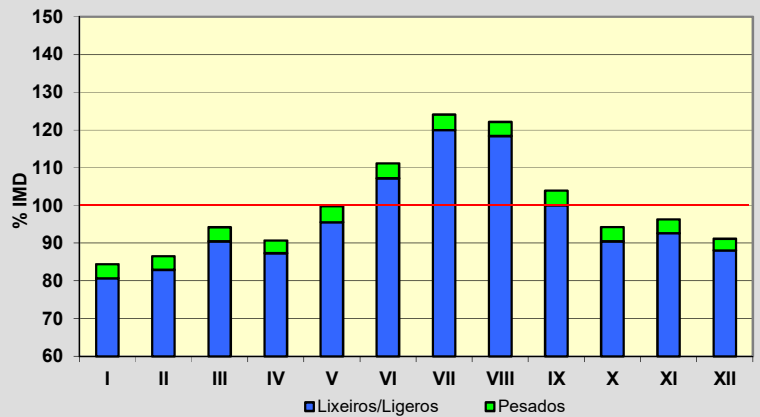
**Día Medio**

| | Lab. | Fes. | Medio |
|--------------|--------------|--------------|--------------|
| 00 | 16 | 41 | 22 |
| 01 | 9 | 40 | 16 |
| 02 | 6 | 28 | 11 |
| 03 | 4 | 20 | 7 |
| 04 | 4 | 17 | 7 |
| 05 | 19 | 22 | 18 |
| 06 | 34 | 25 | 30 |
| 07 | 86 | 31 | 68 |
| 08 | 123 | 46 | 99 |
| 09 | 111 | 60 | 96 |
| 10 | 112 | 92 | 107 |
| 11 | 117 | 128 | 121 |
| 12 | 116 | 147 | 125 |
| 13 | 130 | 169 | 141 |
| 14 | 133 | 135 | 134 |
| 15 | 134 | 126 | 131 |
| 16 | 144 | 182 | 152 |
| 17 | 140 | 198 | 153 |
| 18 | 152 | 203 | 163 |
| 19 | 164 | 216 | 174 |
| 20 | 144 | 187 | 155 |
| 21 | 98 | 135 | 110 |
| 22 | 62 | 78 | 67 |
| 23 | 30 | 36 | 36 |
| Total | 2.088 | 2.362 | 2.143 |

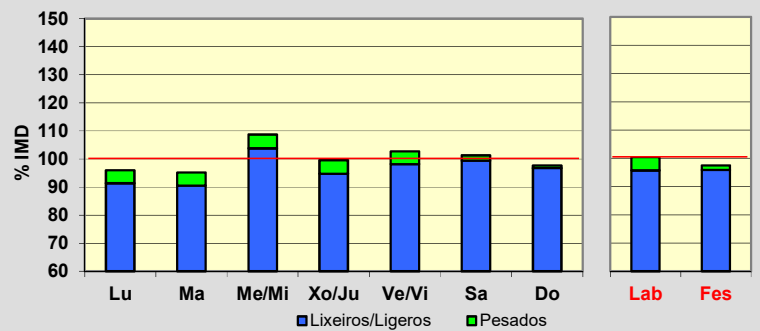


Estación: **PO-340(12)**Tipo: **COM****MEMORIA DE AFOROS 2017**Rede/Red: **PC**IMD: **5.917**Nome/Nombre: **Couso**IMDp: **221** I₃₀: **676**Treito/Tramo: **Couso (PO-344) - Gondomar (PO-331)**% Pes.: **3,7** I₁₅₀: **569****Variación Mensual**

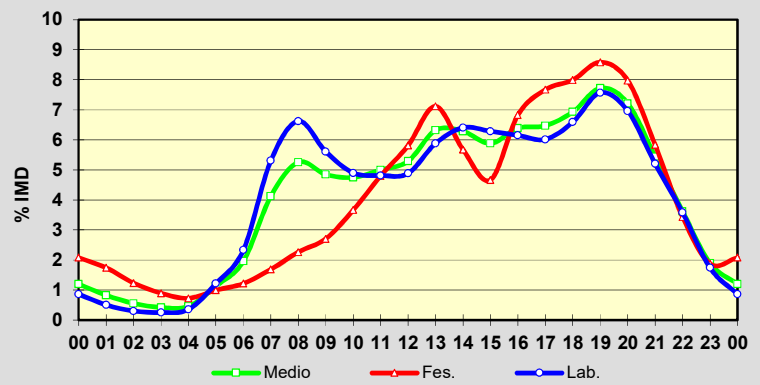
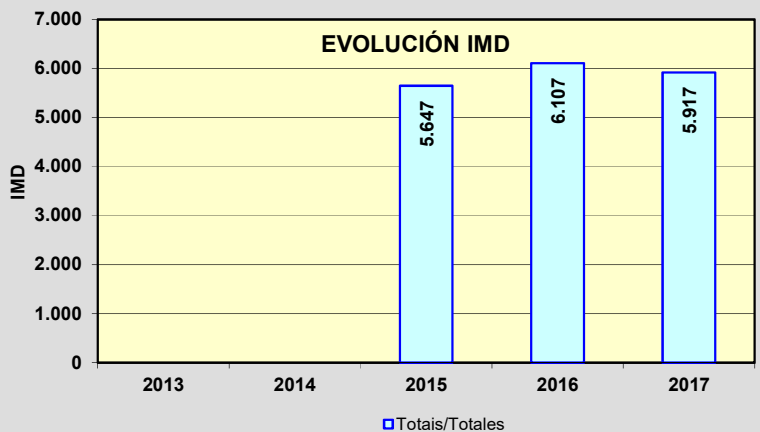
| | I.M.D. | % I.M.D. | % Pes. |
|------|--------|----------|--------|
| I | 4.997 | 84,45 | 4,5 |
| II | 5.118 | 86,50 | 4,1 |
| III | 5.572 | 94,17 | 3,9 |
| IV | 5.365 | 90,67 | 3,7 |
| V | 5.905 | 99,80 | 4,3 |
| VI | 6.577 | 111,15 | 3,5 |
| VII | 7.342 | 124,08 | 3,3 |
| VIII | 7.227 | 122,14 | 3,0 |
| IX | 6.148 | 103,90 | 3,7 |
| X | 5.578 | 94,27 | 4,1 |
| XI | 5.700 | 96,33 | 3,8 |
| XII | 5.394 | 91,16 | 3,3 |

**Semana Media**

| | I.M.D. | % I.M.D. | % Pes. |
|-------|--------|----------|--------|
| Lu | 5.676 | 95,93 | 4,8 |
| Ma | 5.632 | 95,18 | 4,8 |
| Me/Mi | 6.435 | 108,75 | 4,5 |
| Xo/Ju | 5.890 | 99,54 | 4,8 |
| Ve/Vi | 6.075 | 102,67 | 4,4 |
| Sa | 5.993 | 101,28 | 1,9 |
| Do | 5.778 | 97,65 | 0,8 |
| Lab | 5.939 | 100,37 | 4,7 |
| Fes | 5.768 | 97,48 | 1,7 |

**Día Medio**

| | Lab. | Fes. | Medio |
|----|--------------|--------------|--------------|
| 00 | 51 | 123 | 71 |
| 01 | 30 | 103 | 49 |
| 02 | 18 | 73 | 33 |
| 03 | 15 | 53 | 25 |
| 04 | 21 | 43 | 27 |
| 05 | 72 | 59 | 67 |
| 06 | 138 | 72 | 116 |
| 07 | 314 | 100 | 244 |
| 08 | 392 | 134 | 311 |
| 09 | 332 | 160 | 287 |
| 10 | 290 | 217 | 281 |
| 11 | 285 | 284 | 296 |
| 12 | 289 | 344 | 313 |
| 13 | 348 | 421 | 374 |
| 14 | 379 | 336 | 372 |
| 15 | 372 | 276 | 348 |
| 16 | 364 | 404 | 378 |
| 17 | 356 | 454 | 383 |
| 18 | 390 | 473 | 410 |
| 19 | 448 | 508 | 457 |
| 20 | 412 | 472 | 427 |
| 21 | 308 | 345 | 322 |
| 22 | 212 | 203 | 214 |
| 23 | 103 | 111 | 112 |
| | 5.939 | 5.768 | 5.917 |

**EVOLUCIÓN IMD**

Estación: **PO-400(17)**Tipo: **PER**

MEMORIA DE AFOROS 2017

Rede/Red: **PC**IMD: **2.683**

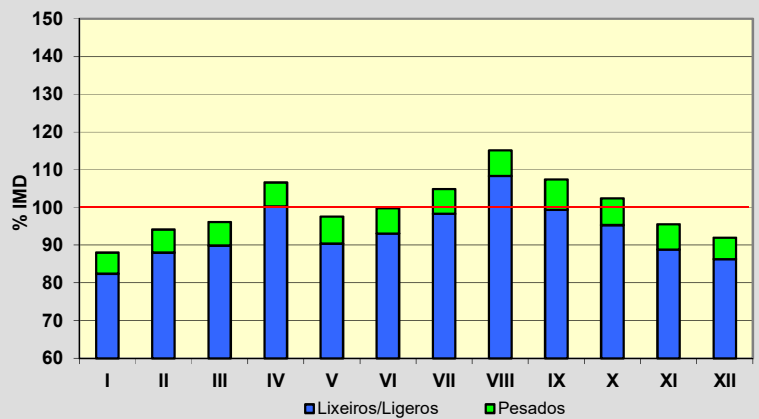
Nome/Nombre:

ArboIMDp: **177** I₃₀: **289**

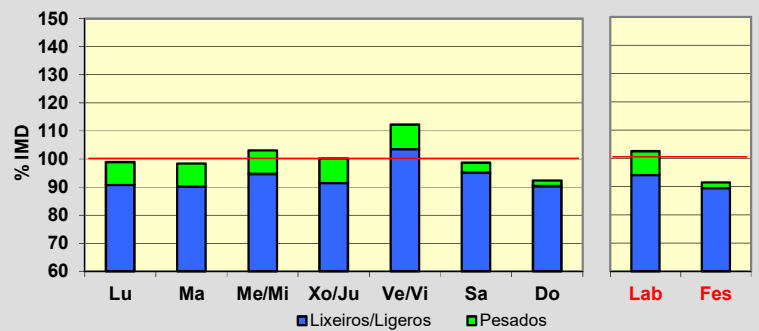
Treito/Tramo:

As Neves (PO-415) - Arbo (PO-405)% Pes.: **6,6** I₁₅₀: **237****Variación Mensual**

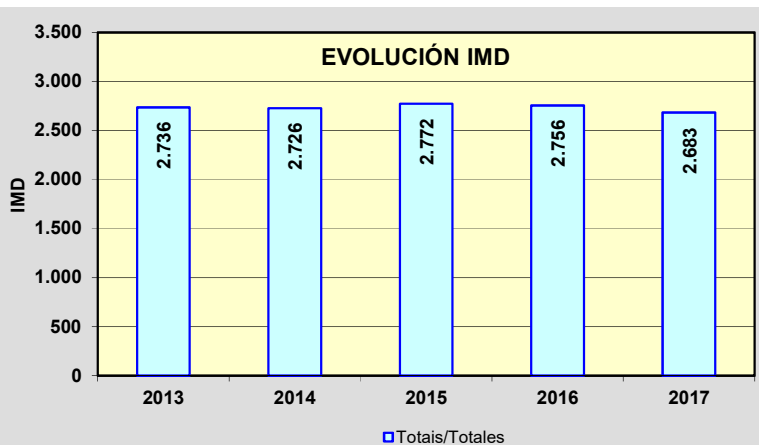
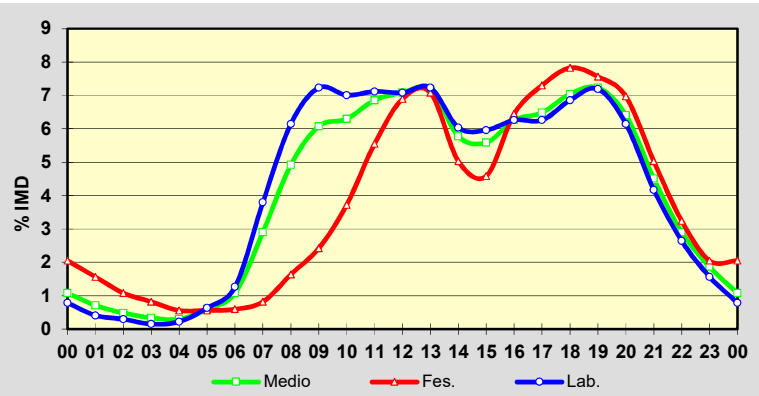
| | I.M.D. | % I.M.D. | % Pes. |
|------|--------|----------|--------|
| I | 2.361 | 88,00 | 6,4 |
| II | 2.525 | 94,11 | 6,5 |
| III | 2.580 | 96,16 | 6,6 |
| IV | 2.861 | 106,63 | 6,0 |
| V | 2.617 | 97,54 | 7,3 |
| VI | 2.677 | 99,78 | 6,7 |
| VII | 2.814 | 104,88 | 6,3 |
| VIII | 3.089 | 115,13 | 5,9 |
| IX | 2.882 | 107,42 | 7,5 |
| X | 2.747 | 102,39 | 6,9 |
| XI | 2.564 | 95,56 | 7,1 |
| XII | 2.468 | 91,99 | 6,2 |

**Semana Media**

| | I.M.D. | % I.M.D. | % Pes. |
|-------|--------|----------|--------|
| Lu | 2.652 | 98,84 | 8,1 |
| Ma | 2.639 | 98,36 | 8,3 |
| Me/Mi | 2.766 | 103,09 | 8,2 |
| Xo/Ju | 2.687 | 100,15 | 8,7 |
| Ve/Vi | 3.012 | 112,26 | 7,8 |
| Sa | 2.648 | 98,70 | 3,5 |
| Do | 2.478 | 92,36 | 2,2 |
| Lab | 2.750 | 102,50 | 8,2 |
| Fes | 2.453 | 91,43 | 2,2 |

**Día Medio**

| | Lab. | Fes. | Medio |
|--------------|--------------|--------------|--------------|
| 00 | 21 | 55 | 29 |
| 01 | 11 | 42 | 19 |
| 02 | 8 | 29 | 13 |
| 03 | 4 | 22 | 9 |
| 04 | 6 | 15 | 8 |
| 05 | 17 | 15 | 16 |
| 06 | 34 | 16 | 29 |
| 07 | 102 | 22 | 78 |
| 08 | 165 | 44 | 132 |
| 09 | 194 | 65 | 163 |
| 10 | 188 | 100 | 169 |
| 11 | 191 | 149 | 184 |
| 12 | 190 | 185 | 190 |
| 13 | 194 | 190 | 193 |
| 14 | 162 | 135 | 155 |
| 15 | 160 | 123 | 150 |
| 16 | 168 | 173 | 168 |
| 17 | 168 | 196 | 174 |
| 18 | 184 | 210 | 189 |
| 19 | 193 | 203 | 194 |
| 20 | 165 | 187 | 172 |
| 21 | 112 | 135 | 121 |
| 22 | 71 | 87 | 78 |
| 23 | 42 | 55 | 50 |
| Total | 2.750 | 2.453 | 2.683 |



Estación: **PO-403(9)**Tipo: **COM****MEMORIA DE AFOROS 2017**Rede/Red: **PC**IMD: **11.707**

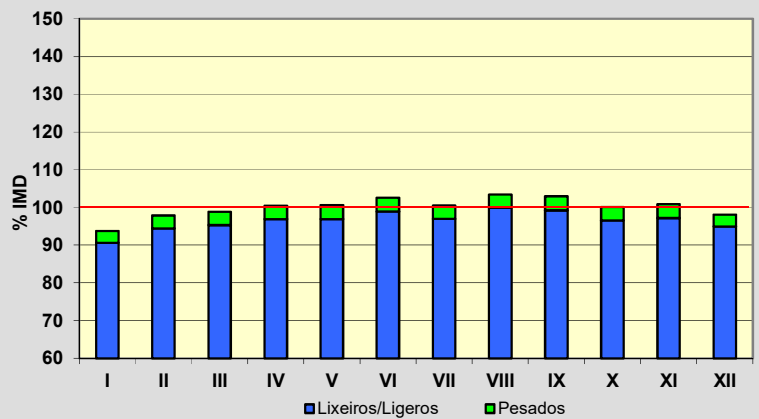
Nome/Nombre:

Ponteareas (PO-403)IMDp: **410** I₃₀: **1.051**

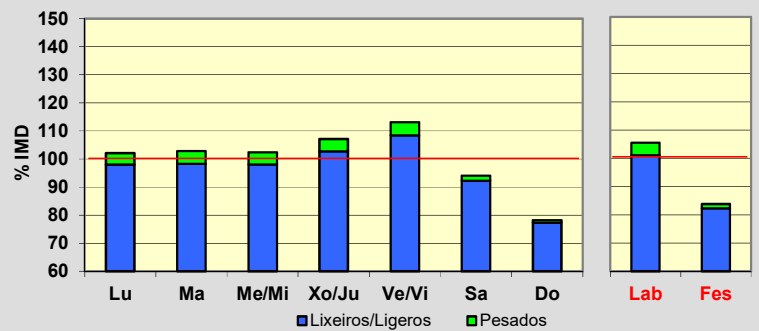
Treito/Tramo:

A-52 - Ponteareas (N-120)% Pes.: **3,5** I₁₅₀: **977****Variación Mensual**

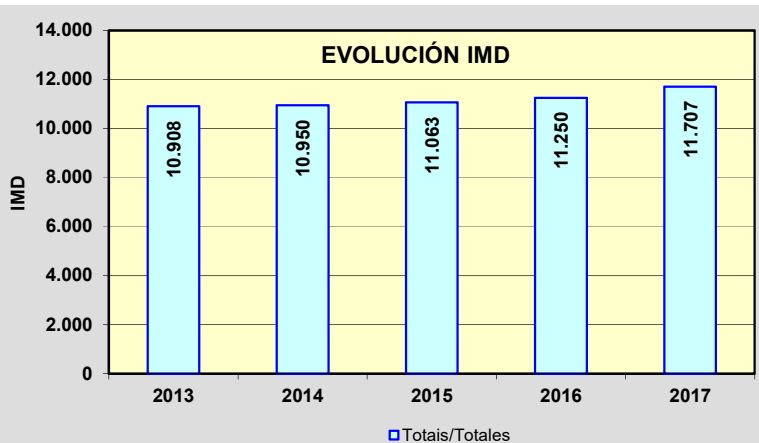
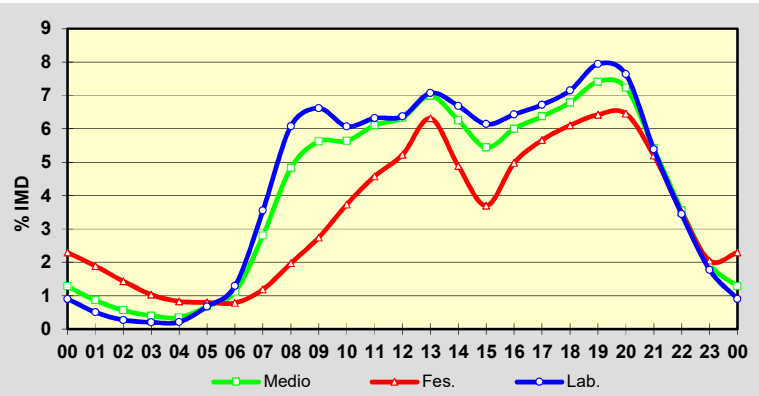
| | I.M.D. | % I.M.D. | % Pes. |
|------|--------|----------|--------|
| I | 10.978 | 93,77 | 3,3 |
| II | 11.458 | 97,87 | 3,5 |
| III | 11.574 | 98,86 | 3,6 |
| IV | 11.750 | 100,37 | 3,5 |
| V | 11.783 | 100,65 | 3,8 |
| VI | 12.010 | 102,59 | 3,6 |
| VII | 11.766 | 100,50 | 3,5 |
| VIII | 12.108 | 103,43 | 3,3 |
| IX | 12.048 | 102,91 | 3,6 |
| X | 11.717 | 100,09 | 3,5 |
| XI | 11.810 | 100,88 | 3,6 |
| XII | 11.481 | 98,07 | 3,2 |

**Semana Media**

| | I.M.D. | % I.M.D. | % Pes. |
|-------|--------|----------|--------|
| Lu | 11.950 | 102,08 | 4,0 |
| Ma | 12.032 | 102,78 | 4,3 |
| Me/Mi | 11.993 | 102,44 | 4,2 |
| Xo/Ju | 12.541 | 107,12 | 4,1 |
| Ve/Vi | 13.241 | 113,10 | 4,1 |
| Sa | 11.014 | 94,08 | 1,9 |
| Do | 9.152 | 78,18 | 1,1 |
| Lab | 12.349 | 105,48 | 4,2 |
| Fes | 9.809 | 83,79 | 1,8 |

**Día Medio**

| | Lab. | Fes. | Medio |
|--------------|---------------|--------------|---------------|
| 00 | 106 | 269 | 150 |
| 01 | 59 | 221 | 101 |
| 02 | 32 | 168 | 66 |
| 03 | 24 | 121 | 47 |
| 04 | 25 | 97 | 41 |
| 05 | 79 | 94 | 80 |
| 06 | 151 | 92 | 131 |
| 07 | 416 | 139 | 328 |
| 08 | 712 | 231 | 565 |
| 09 | 775 | 321 | 658 |
| 10 | 711 | 437 | 660 |
| 11 | 740 | 536 | 715 |
| 12 | 746 | 612 | 741 |
| 13 | 828 | 739 | 818 |
| 14 | 783 | 572 | 732 |
| 15 | 719 | 433 | 637 |
| 16 | 753 | 583 | 703 |
| 17 | 787 | 663 | 746 |
| 18 | 837 | 715 | 795 |
| 19 | 930 | 752 | 868 |
| 20 | 894 | 756 | 847 |
| 21 | 631 | 609 | 634 |
| 22 | 403 | 409 | 416 |
| 23 | 208 | 240 | 228 |
| Total | 12.349 | 9.809 | 11.707 |



PROVINCIA DE PONTEVEDRA

2017

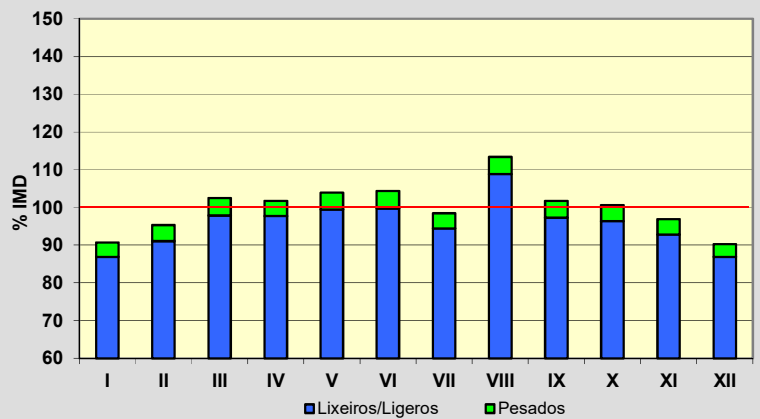
| Código Estación | Tipo | Cuadríc. | | Nome / Nombre | Treito / Tramo | Rede Red | IMD | %Pes |
|-----------------|------|----------|---|--------------------------|---------------------------------------------------------------|----------|--------|-------|
| | | X | Y | | | | | |
| PO-404(3) | Per | 7 | D | Tui | PO-411 - A Rañada (PO-510) | PC | 2.860 | 4,2% |
| PO-405(0) | Com | 9 | E | Ponte de Arbo | PO-400 - Portugal | PC | 2.107 | 2,6% |
| PO-406(1) | Com | 10 | F | A Cañiza | A Cañiza - Filgueira (PO-801) | PC | 1.516 | 4,1% |
| PO-510(14) | Per | 8 | D | Salvaterra (PO-510) | Enl. PO-403 - Oleiros (PO-400) | PB | 3.670 | 8,4% |
| PO-531(9) | Com | 6 | I | Curro (PO-531) | San Caetano (PO-225) - Curro (AG-41) | PB | 18.901 | 7,8% |
| PO-532(7) | Com | 7 | H | Ponte Caldelas | Marcón (PO-542) - Ponte Caldelas | PB | 5.562 | 4,3% |
| PO-533(4) | Com | 11 | K | Lalín (PO-533) | Lalín - Rodeiro (PO-212) | PB | 3.685 | 9,6% |
| PO-534(3) | Com | 10 | K | Lalín (PO-534) | AP-53 - P.I de Botos | PB | 4.325 | 6,8% |
| PO-534(24) | Com | 9 | J | Aciveiro | Laro (PO-201) - Cachafeiro (Estda. Diput.) | PB | 994 | 10,2% |
| PO-534(31) | Com | 9 | J | Folgozo | Cachafeiro (Estda. Diput.) - Folgozo (N-541) | PB | 1.635 | 10,5% |
| PO-535(0) | Per | 6 | H | Mosteiro de Poio | Glor. Monasterio de Poio (VG-4.8) - San Xoán de Poio (PO-308) | PB | 6.616 | 3,9% |
| PO-548(7) | Per | 6 | K | Catoira | PO-190 - Catoira (Glor.) | PB | 5.082 | 6,3% |
| PO-548(16) | Per | 5 | J | Carril | Carril (PO-192) - Vilagarcía (glorieta porto) | PB | 9.498 | 4,6% |
| PO-549(3) | Com | 5 | J | Vilanova de Arousa | PO-529 - Caleiro | PB | 10.175 | 3,0% |
| PO-550(8) | Com | 5 | H | Dena | PO-303 (Castrelo) - Vilalonga (PO-504) | PB | 8.868 | 4,4% |
| PO-551(1) | Com | 6 | H | Seixo | Marín (Pavillón E. Naval) - Seixo (Estda. Dep) | PB | 7.919 | 2,7% |
| PO-551(13) | Per | 5 | G | Bueu | Bueu (PO-315) - Enl. VG-4.6 | PB | 8.795 | 4,0% |
| PO-551(22) | Per | 5 | F | Tirán | Cangas (PO-554) - Inicio Moaña | PB | 10.165 | 2,5% |
| PO-551(32) | Per | 6 | G | Domaio | Meira (Estda. Dep) - Rande (N-554) | PB | 14.309 | 3,3% |
| PO-552(3) | Com | 5 | E | A Xurela | A Xurela (Estda. Dep) - Nigrán (PO-332) | PB | 14.302 | 2,5% |
| PO-552(19) | Com | 4 | E | Rocamar | AG-57 - Oia (Estda. Dep) | PB | 4.289 | 4,2% |
| PO-552(60) | Com | 5 | C | Forcadela (PO-552) | Goián (PO-553) - Vilar de Matos (PO-344) | PB | 14.543 | 5,5% |
| PO-840(68) | Per | 11 | L | Agolada | Lím. provincia - Agolada (N-640) | PB | 3.142 | 12,7% |
| PO-841(12) | Per | 7 | L | Pontevea Sur | Pontevea - Baloiira (PO-182) | PB | 9.517 | 6,7% |
| VG-4.1(24) | Com | 5 | H | A Lanzada (VG) | Enl. Portonovo - A Lanzada (PO-550) | VAC | 9.464 | 5,0% |
| VG-4.2(1) | Com | 5 | I | Barrantes (VG-4.2) | Glor. Barrantes - Cambados (PO-300) | VAC | 13.145 | 6,5% |
| VG-4.3(0) | Com | 5 | I | Cambados (VG-4.3) | Cambados (PO-300) - Enl. Cambados (PO-549) | VAC | 13.584 | 6,0% |
| VG-4.3(4) | Per | 5 | J | Enlace Illa | Enl. Illa de Arousa (PO-530) - Enl. Vilagarcía (PO-529) | VAC | 14.754 | 5,3% |
| VG-4.4(0) | Per | 6 | H | Marín (VG-4.4) | Lourizán (PO-12) - Enl. Casal (EP-0019) | VAC | 8.858 | 4,1% |
| VG-4.4(11) | Per | 6 | G | Ardán (VG-4.4) | Enl. A Brea (EP-1202) - Ardán (PO-551) | VAC | 7.232 | 4,1% |
| VG-4.5(2) | Per | 5 | F | Colexio "A Rúa" (VG-4.5) | Enl. Estda. Dep - Cangas (PO-554) | VAC | 5.422 | 3,0% |

TIPO: PER (Permanente), SEM (Semipermanente) y COM (Complementaria)

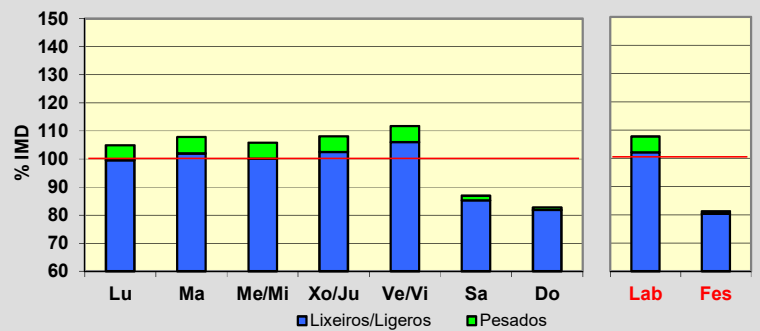
REDE: VAC (Vía alta capacidade), PB (Primaria básica), PC (Primaria complementaria) y S (Secundaria)

Estación: **PO-404(3)**Tipo: **PER****MEMORIA DE AFOROS 2017**Rede/Red: **PC**IMD: **2.860**Nome/Nombre: **Tui**IMDp: **121** I₃₀: **281**Treito/Tramo: **PO-411 - A Rañada (PO-510)**% Pes.: **4,2** I₁₅₀: **246****Variación Mensual**

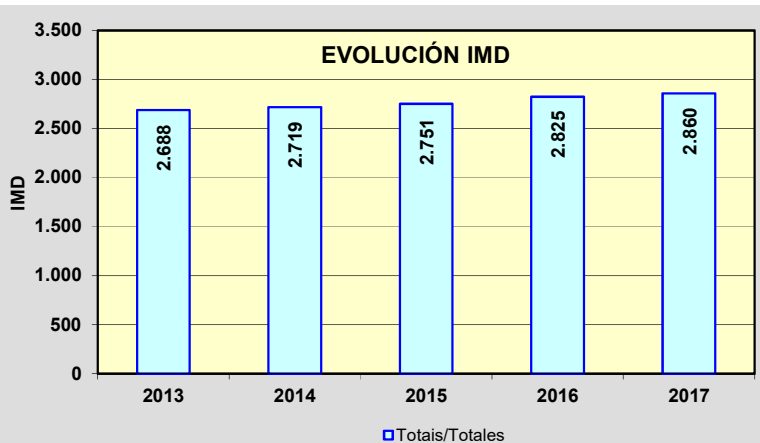
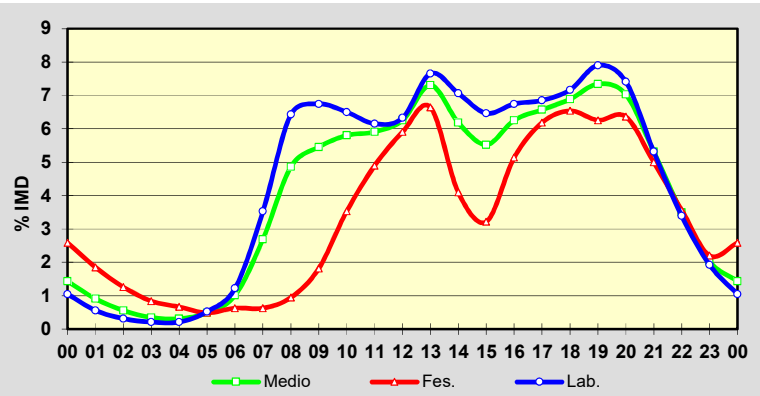
| | I.M.D. | % I.M.D. | % Pes. |
|------|--------|----------|--------|
| I | 2.594 | 90,70 | 4,2 |
| II | 2.727 | 95,35 | 4,5 |
| III | 2.931 | 102,48 | 4,5 |
| IV | 2.909 | 101,71 | 3,9 |
| V | 2.971 | 103,88 | 4,3 |
| VI | 2.985 | 104,37 | 4,5 |
| VII | 2.815 | 98,43 | 4,0 |
| VIII | 3.243 | 113,39 | 4,0 |
| IX | 2.910 | 101,75 | 4,4 |
| X | 2.878 | 100,63 | 4,2 |
| XI | 2.771 | 96,89 | 4,2 |
| XII | 2.581 | 90,24 | 3,8 |

**Semana Media**

| | I.M.D. | % I.M.D. | % Pes. |
|-------|--------|----------|--------|
| Lu | 3.000 | 104,90 | 5,0 |
| Ma | 3.083 | 107,80 | 5,4 |
| Me/Mi | 3.027 | 105,84 | 5,4 |
| Xo/Ju | 3.093 | 108,15 | 5,2 |
| Ve/Vi | 3.197 | 111,78 | 5,1 |
| Sa | 2.486 | 86,92 | 1,9 |
| Do | 2.366 | 82,73 | 1,1 |
| Lab | 3.080 | 107,69 | 5,2 |
| Fes | 2.324 | 81,26 | 1,1 |

**Día Medio**

| | Lab. | Fes. | Medio |
|----|--------------|--------------|--------------|
| 00 | 30 | 74 | 41 |
| 01 | 16 | 53 | 26 |
| 02 | 9 | 36 | 16 |
| 03 | 6 | 24 | 10 |
| 04 | 6 | 19 | 9 |
| 05 | 15 | 14 | 14 |
| 06 | 35 | 18 | 29 |
| 07 | 101 | 18 | 77 |
| 08 | 184 | 27 | 139 |
| 09 | 193 | 52 | 156 |
| 10 | 186 | 101 | 166 |
| 11 | 176 | 140 | 169 |
| 12 | 181 | 169 | 179 |
| 13 | 219 | 190 | 209 |
| 14 | 202 | 117 | 177 |
| 15 | 185 | 92 | 158 |
| 16 | 193 | 147 | 179 |
| 17 | 196 | 177 | 188 |
| 18 | 205 | 187 | 197 |
| 19 | 226 | 179 | 210 |
| 20 | 212 | 182 | 201 |
| 21 | 152 | 143 | 152 |
| 22 | 97 | 102 | 100 |
| 23 | 55 | 63 | 58 |
| | 3.080 | 2.324 | 2.860 |



Estación: **PO-405(0)**Tipo: **COM****MEMORIA DE AFOROS 2017**Rede/Red: **PC**IMD: **2.107**

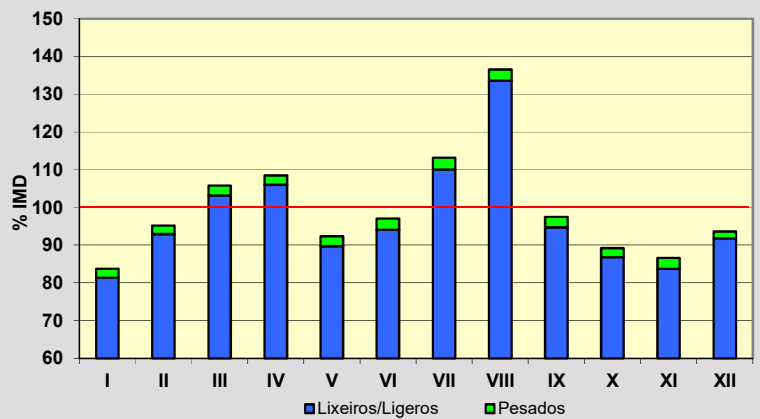
Nome/Nombre:

Ponte de ArboIMDp: **55** I₃₀: **315**

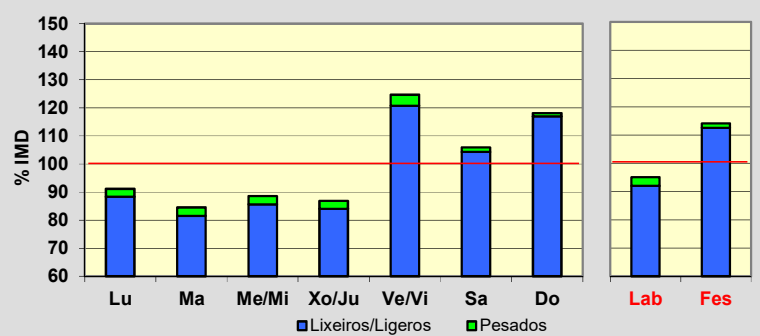
Treito/Tramo:

PO-400 - Portugal% Pes.: **2,6** I₁₅₀: **252****Variación Mensual**

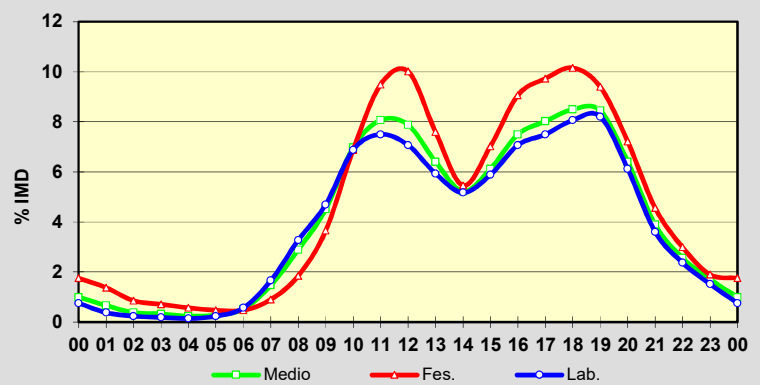
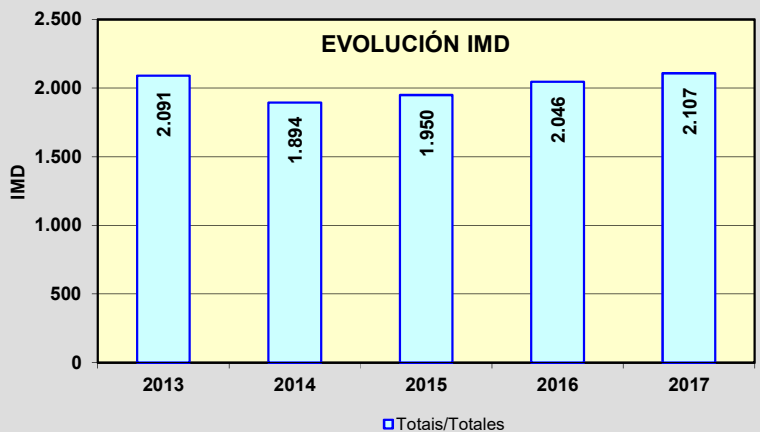
| | I.M.D. | % I.M.D. | % Pes. |
|------|--------|----------|--------|
| I | 1.765 | 83,77 | 2,8 |
| II | 2.005 | 95,16 | 2,3 |
| III | 2.229 | 105,79 | 2,5 |
| IV | 2.286 | 108,50 | 2,3 |
| V | 1.946 | 92,36 | 2,9 |
| VI | 2.045 | 97,06 | 3,1 |
| VII | 2.385 | 113,19 | 2,8 |
| VIII | 2.877 | 136,54 | 2,2 |
| IX | 2.054 | 97,48 | 2,8 |
| X | 1.879 | 89,18 | 2,7 |
| XI | 1.825 | 86,62 | 3,3 |
| XII | 1.973 | 93,64 | 1,9 |

**Semana Media**

| | I.M.D. | % I.M.D. | % Pes. |
|-------|--------|----------|--------|
| Lu | 1.920 | 91,12 | 3,0 |
| Ma | 1.782 | 84,58 | 3,6 |
| Me/Mi | 1.865 | 88,51 | 3,3 |
| Xo/Ju | 1.829 | 86,81 | 3,2 |
| Ve/Vi | 2.627 | 124,68 | 3,1 |
| Sa | 2.232 | 105,93 | 1,6 |
| Do | 2.489 | 118,13 | 1,0 |
| Lab | 2.003 | 95,06 | 3,2 |
| Fes | 2.404 | 114,10 | 1,4 |

**Día Medio**

| | Lab. | Fes. | Medio |
|----|--------------|--------------|--------------|
| 00 | 16 | 37 | 21 |
| 01 | 8 | 29 | 14 |
| 02 | 5 | 18 | 8 |
| 03 | 4 | 15 | 7 |
| 04 | 3 | 12 | 5 |
| 05 | 5 | 10 | 6 |
| 06 | 12 | 10 | 11 |
| 07 | 35 | 19 | 31 |
| 08 | 69 | 39 | 61 |
| 09 | 99 | 77 | 95 |
| 10 | 145 | 145 | 147 |
| 11 | 158 | 200 | 170 |
| 12 | 149 | 211 | 166 |
| 13 | 125 | 160 | 135 |
| 14 | 109 | 115 | 110 |
| 15 | 124 | 148 | 129 |
| 16 | 149 | 191 | 158 |
| 17 | 158 | 205 | 169 |
| 18 | 170 | 214 | 179 |
| 19 | 173 | 198 | 178 |
| 20 | 129 | 152 | 135 |
| 21 | 76 | 96 | 82 |
| 22 | 50 | 63 | 54 |
| 23 | 32 | 40 | 36 |
| | 2.003 | 2.404 | 2.107 |

**EVOLUCIÓN IMD**

Estación: **PO-406(1)**Tipo: **COM****MEMORIA DE AFOROS 2017**Rede/Red: **PC**IMD: **1.516**

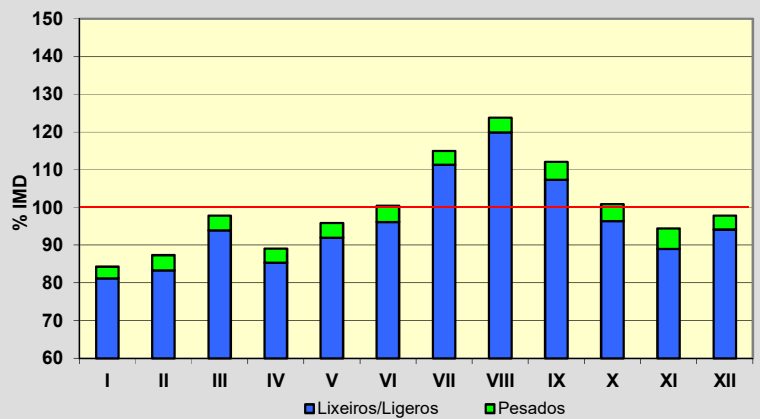
Nome/Nombre:

A CañizaIMDp: **62** I₃₀: **212**

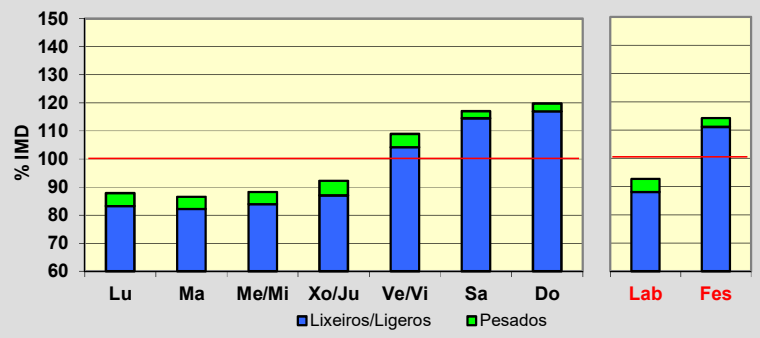
Treito/Tramo:

A Cañiza - Filgueira (PO-801)% Pes.: **4,1** I₁₅₀: **170****Variación Mensual**

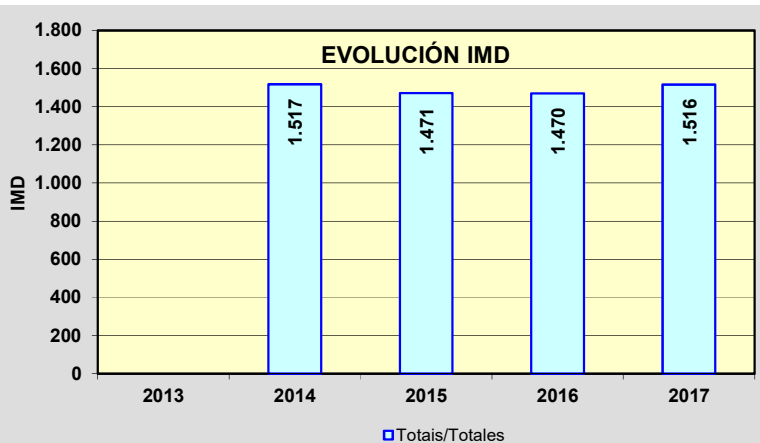
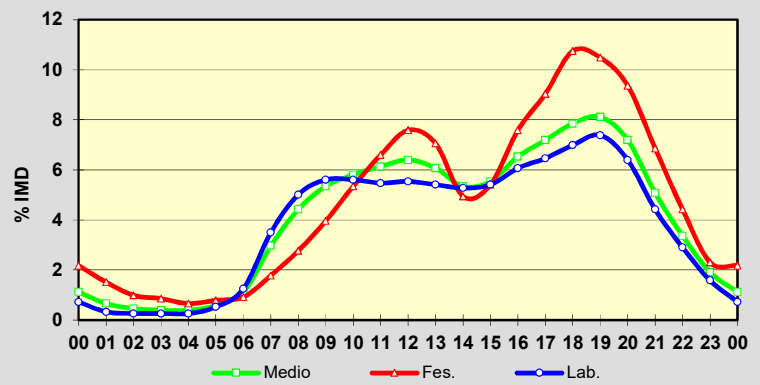
| | I.M.D. | % I.M.D. | % Pes. |
|------|--------|----------|--------|
| I | 1.278 | 84,30 | 3,7 |
| II | 1.324 | 87,34 | 4,6 |
| III | 1.483 | 97,82 | 4,0 |
| IV | 1.350 | 89,05 | 4,1 |
| V | 1.453 | 95,84 | 4,1 |
| VI | 1.522 | 100,40 | 4,2 |
| VII | 1.743 | 114,97 | 3,2 |
| VIII | 1.876 | 123,75 | 3,1 |
| IX | 1.699 | 112,07 | 4,2 |
| X | 1.529 | 100,86 | 4,4 |
| XI | 1.431 | 94,39 | 5,7 |
| XII | 1.483 | 97,82 | 3,8 |

**Semana Media**

| | I.M.D. | % I.M.D. | % Pes. |
|-------|--------|----------|--------|
| Lu | 1.331 | 87,80 | 5,2 |
| Ma | 1.312 | 86,54 | 5,0 |
| Me/Mi | 1.338 | 88,26 | 4,9 |
| Xo/Ju | 1.399 | 92,28 | 5,7 |
| Ve/Vi | 1.651 | 108,91 | 4,3 |
| Sa | 1.775 | 117,08 | 2,1 |
| Do | 1.815 | 119,72 | 2,3 |
| Lab | 1.405 | 92,68 | 5,0 |
| Fes | 1.731 | 114,18 | 2,7 |

**Día Medio**

| | Lab. | Fes. | Medio |
|----|--------------|--------------|--------------|
| 00 | 11 | 33 | 17 |
| 01 | 5 | 23 | 10 |
| 02 | 4 | 15 | 7 |
| 03 | 4 | 13 | 6 |
| 04 | 4 | 10 | 6 |
| 05 | 8 | 12 | 9 |
| 06 | 19 | 14 | 17 |
| 07 | 53 | 27 | 45 |
| 08 | 76 | 42 | 67 |
| 09 | 85 | 60 | 81 |
| 10 | 85 | 81 | 88 |
| 11 | 83 | 100 | 93 |
| 12 | 84 | 115 | 97 |
| 13 | 82 | 107 | 92 |
| 14 | 80 | 75 | 81 |
| 15 | 82 | 82 | 84 |
| 16 | 92 | 115 | 99 |
| 17 | 98 | 137 | 109 |
| 18 | 106 | 163 | 119 |
| 19 | 112 | 159 | 123 |
| 20 | 97 | 142 | 109 |
| 21 | 67 | 104 | 77 |
| 22 | 44 | 67 | 51 |
| 23 | 24 | 35 | 29 |
| | 1.405 | 1.731 | 1.516 |



Estación: **PO-510(14)**Tipo: **PER****MEMORIA DE AFOROS 2017**Rede/Red: **PB**IMD: **3.670**

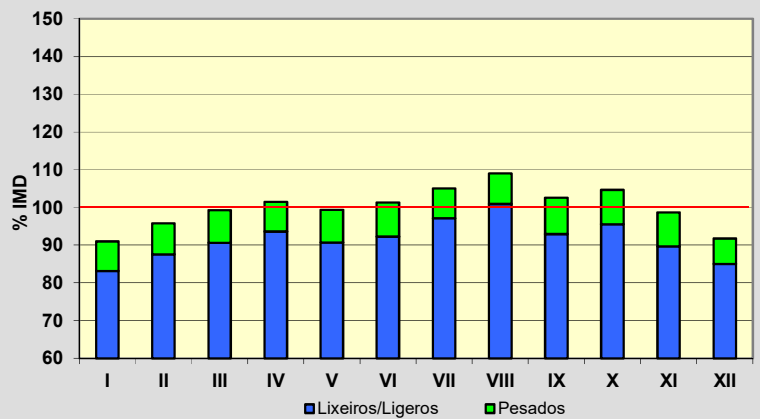
Nome/Nombre:

Salvaterra (PO-510)IMDp: **308** I₃₀: **337**

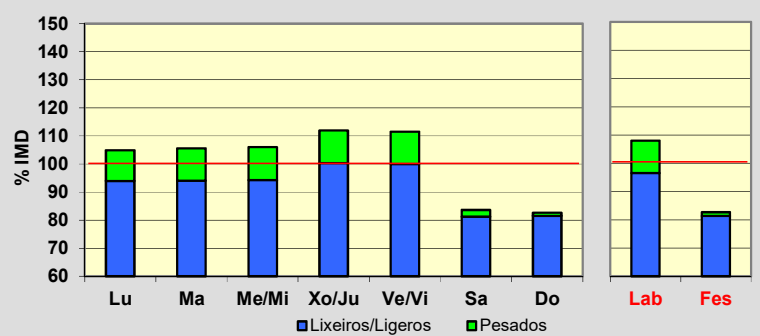
Treito/Tramo:

Enl. PO-403 - Oleiros (PO-400)% Pes.: **8,4** I₁₅₀: **309****Variación Mensual**

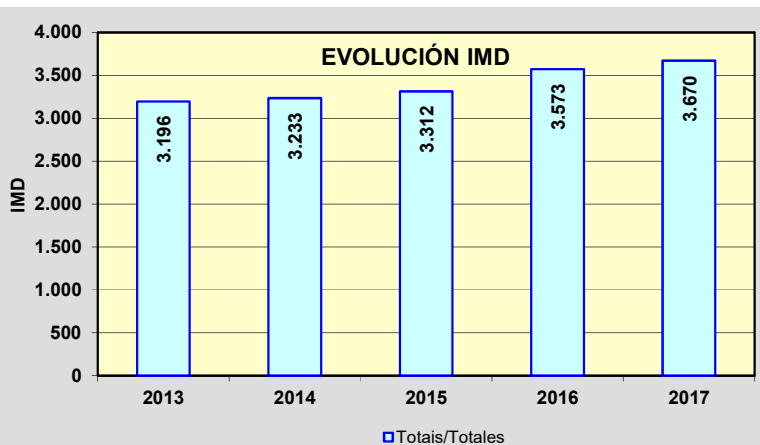
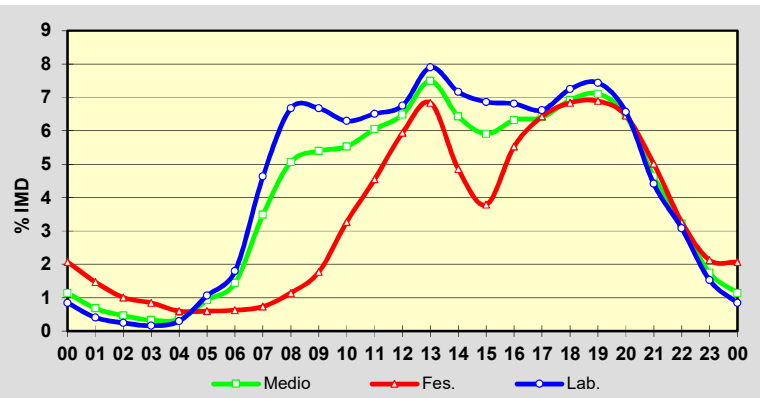
| | I.M.D. | % I.M.D. | % Pes. |
|------|--------|----------|--------|
| I | 3.340 | 91,01 | 8,7 |
| II | 3.515 | 95,78 | 8,6 |
| III | 3.645 | 99,32 | 8,8 |
| IV | 3.723 | 101,44 | 7,7 |
| V | 3.646 | 99,35 | 8,7 |
| VI | 3.719 | 101,34 | 8,9 |
| VII | 3.856 | 105,07 | 7,6 |
| VIII | 3.999 | 108,96 | 7,4 |
| IX | 3.764 | 102,56 | 9,4 |
| X | 3.840 | 104,63 | 8,7 |
| XI | 3.623 | 98,72 | 9,2 |
| XII | 3.366 | 91,72 | 7,3 |

**Semana Media**

| | I.M.D. | % I.M.D. | % Pes. |
|-------|--------|----------|--------|
| Lu | 3.852 | 104,96 | 10,5 |
| Ma | 3.875 | 105,59 | 10,9 |
| Me/Mi | 3.889 | 105,97 | 11,1 |
| Xo/Ju | 4.107 | 111,91 | 10,4 |
| Ve/Vi | 4.095 | 111,58 | 10,4 |
| Sa | 3.068 | 83,60 | 2,8 |
| Do | 3.034 | 82,67 | 1,4 |
| Lab | 3.964 | 108,01 | 10,6 |
| Fes | 3.034 | 82,67 | 1,6 |

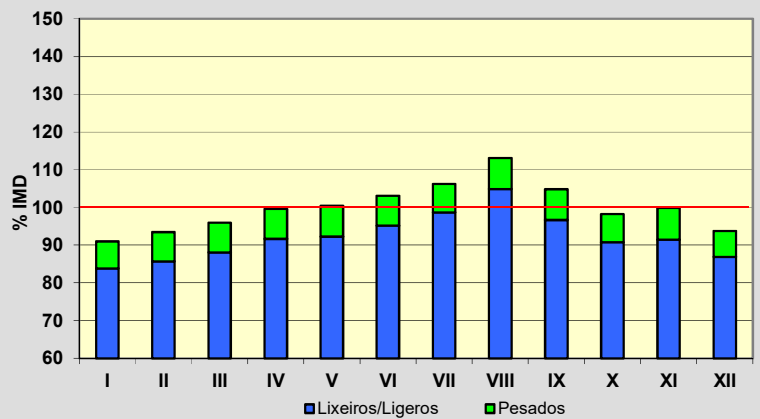
**Día Medio**

| | Lab. | Fes. | Medio |
|----|--------------|--------------|--------------|
| 00 | 31 | 76 | 42 |
| 01 | 15 | 54 | 25 |
| 02 | 9 | 37 | 17 |
| 03 | 6 | 31 | 12 |
| 04 | 11 | 22 | 13 |
| 05 | 39 | 22 | 34 |
| 06 | 66 | 23 | 53 |
| 07 | 170 | 27 | 128 |
| 08 | 245 | 42 | 186 |
| 09 | 245 | 65 | 198 |
| 10 | 231 | 120 | 203 |
| 11 | 239 | 167 | 222 |
| 12 | 248 | 218 | 238 |
| 13 | 290 | 251 | 275 |
| 14 | 263 | 178 | 236 |
| 15 | 252 | 139 | 217 |
| 16 | 250 | 203 | 232 |
| 17 | 243 | 236 | 235 |
| 18 | 266 | 251 | 254 |
| 19 | 273 | 253 | 261 |
| 20 | 241 | 237 | 237 |
| 21 | 162 | 184 | 170 |
| 22 | 113 | 120 | 118 |
| 23 | 56 | 78 | 64 |
| | 3.964 | 3.034 | 3.670 |

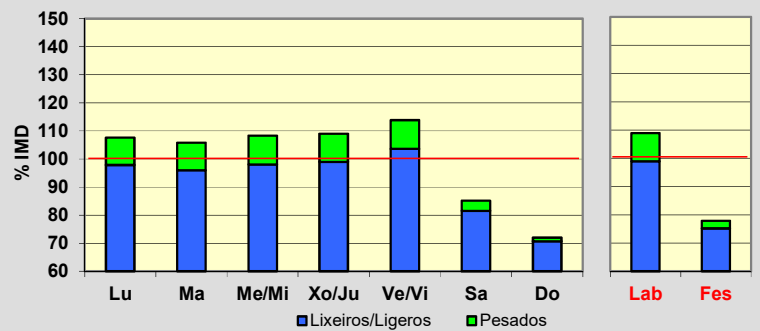


Estación: **PO-531(9)**Tipo: **COM****MEMORIA DE AFOROS 2017**Rede/Red: **PB**IMD: **18.901**Nome/Nombre: **Curro (PO-531)**IMDp: **1.472** I₃₀: **1.675**Treito/Tramo: **San Caetano (PO-225) - Curro (AG-41)**% Pes.: **7,8** I₁₅₀: **1.566****Variación Mensual**

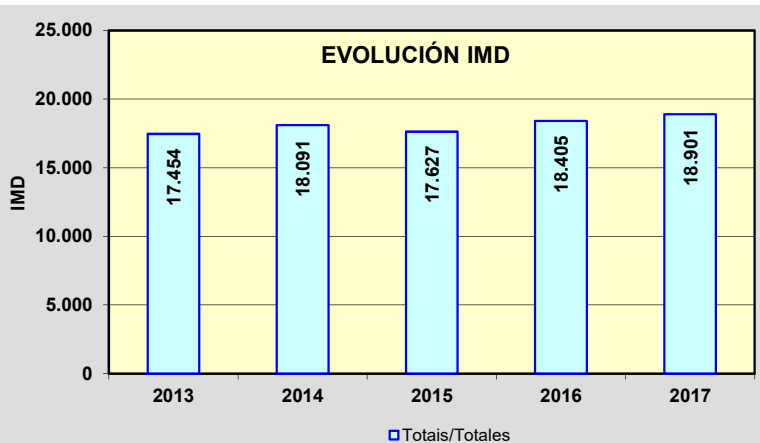
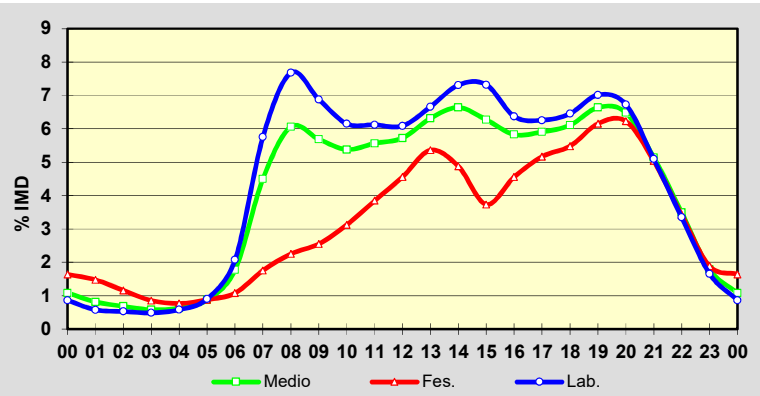
| | I.M.D. | % I.M.D. | % Pes. |
|------|--------|----------|--------|
| I | 17.198 | 90,99 | 7,9 |
| II | 17.663 | 93,45 | 8,3 |
| III | 18.125 | 95,89 | 8,1 |
| IV | 18.827 | 99,61 | 8,0 |
| V | 18.977 | 100,40 | 8,1 |
| VI | 19.490 | 103,12 | 7,7 |
| VII | 20.082 | 106,25 | 7,1 |
| VIII | 21.375 | 113,09 | 7,3 |
| IX | 19.816 | 104,84 | 7,8 |
| X | 18.572 | 98,26 | 7,6 |
| XI | 18.885 | 99,92 | 8,5 |
| XII | 17.728 | 93,79 | 7,3 |

**Semana Media**

| | I.M.D. | % I.M.D. | % Pes. |
|-------|--------|----------|--------|
| Lu | 20.348 | 107,66 | 9,1 |
| Ma | 19.995 | 105,79 | 9,3 |
| Me/Mi | 20.481 | 108,36 | 9,4 |
| Xo/Ju | 20.613 | 109,06 | 9,2 |
| Ve/Vi | 21.521 | 113,86 | 9,0 |
| Sa | 16.083 | 85,09 | 4,2 |
| Do | 13.614 | 72,03 | 1,9 |
| Lab | 20.588 | 108,93 | 9,2 |
| Fes | 14.717 | 77,86 | 3,5 |

**Día Medio**

| | Lab. | Fes. | Medio |
|--------------|---------------|---------------|---------------|
| 00 | 163 | 310 | 205 |
| 01 | 109 | 279 | 154 |
| 02 | 100 | 219 | 129 |
| 03 | 92 | 162 | 110 |
| 04 | 110 | 145 | 119 |
| 05 | 171 | 166 | 166 |
| 06 | 392 | 204 | 335 |
| 07 | 1.088 | 332 | 851 |
| 08 | 1.452 | 426 | 1.146 |
| 09 | 1.301 | 482 | 1.075 |
| 10 | 1.163 | 591 | 1.017 |
| 11 | 1.157 | 727 | 1.052 |
| 12 | 1.151 | 862 | 1.082 |
| 13 | 1.259 | 1.013 | 1.194 |
| 14 | 1.382 | 922 | 1.255 |
| 15 | 1.384 | 706 | 1.185 |
| 16 | 1.204 | 862 | 1.102 |
| 17 | 1.183 | 977 | 1.117 |
| 18 | 1.220 | 1.036 | 1.155 |
| 19 | 1.326 | 1.163 | 1.255 |
| 20 | 1.272 | 1.177 | 1.226 |
| 21 | 963 | 952 | 972 |
| 22 | 633 | 647 | 661 |
| 23 | 313 | 357 | 338 |
| Total | 20.588 | 14.717 | 18.901 |



Estación: **PO-532(7)**Tipo: **COM****MEMORIA DE AFOROS 2017**Rede/Red: **PB**IMD: **5.562**

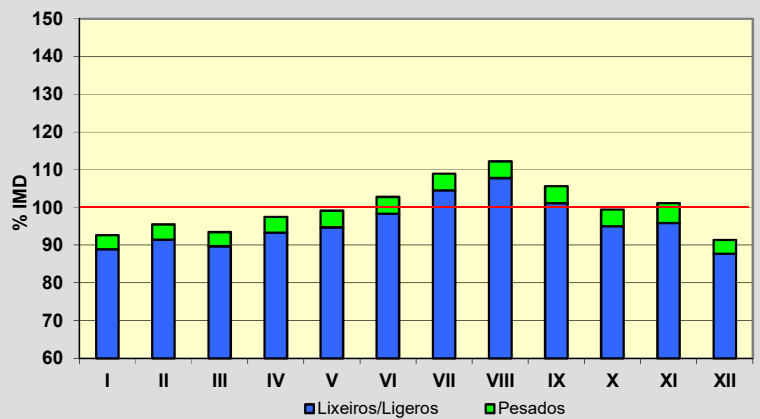
Nome/Nombre:

Ponte CaldelasIMDp: **238** I₃₀: **503**

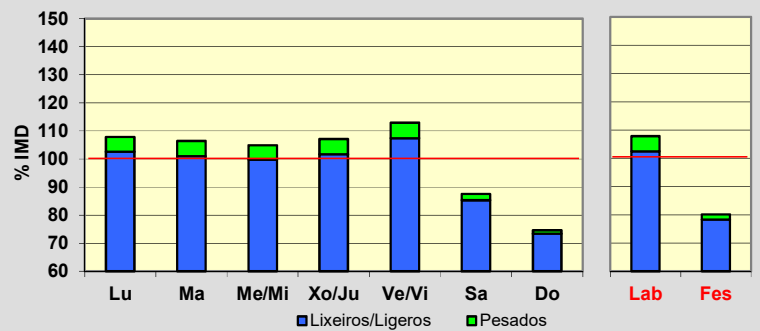
Treito/Tramo:

Marcón (PO-542) - Ponte Caldelas% Pes.: **4,3** I₁₅₀: **470****Variación Mensual**

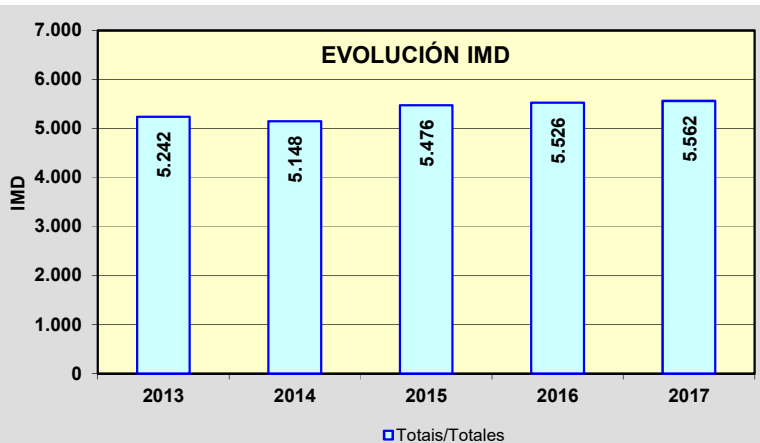
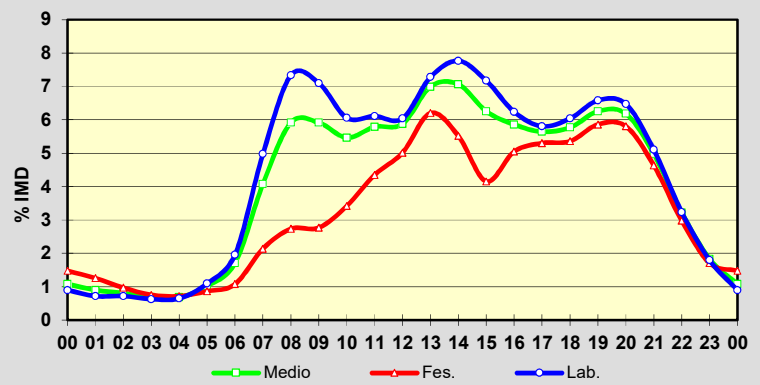
| | I.M.D. | % I.M.D. | % Pes. |
|------|--------|----------|--------|
| I | 5.152 | 92,63 | 4,1 |
| II | 5.310 | 95,47 | 4,2 |
| III | 5.198 | 93,46 | 4,0 |
| IV | 5.421 | 97,46 | 4,3 |
| V | 5.515 | 99,15 | 4,5 |
| VI | 5.717 | 102,79 | 4,4 |
| VII | 6.056 | 108,88 | 4,0 |
| VIII | 6.241 | 112,21 | 3,9 |
| IX | 5.875 | 105,63 | 4,3 |
| X | 5.531 | 99,44 | 4,4 |
| XI | 5.626 | 101,15 | 5,2 |
| XII | 5.084 | 91,41 | 4,0 |

**Semana Media**

| | I.M.D. | % I.M.D. | % Pes. |
|-------|--------|----------|--------|
| Lu | 5.996 | 107,80 | 4,9 |
| Ma | 5.918 | 106,40 | 5,1 |
| Me/Mi | 5.835 | 104,91 | 4,9 |
| Xo/Ju | 5.956 | 107,08 | 5,1 |
| Ve/Vi | 6.280 | 112,91 | 4,9 |
| Sa | 4.868 | 87,52 | 2,5 |
| Do | 4.147 | 74,56 | 1,5 |
| Lab | 5.996 | 107,80 | 5,0 |
| Fes | 4.457 | 80,13 | 2,3 |

**Día Medio**

| | Lab. | Fes. | Medio |
|--------------|--------------|--------------|--------------|
| 00 | 50 | 82 | 60 |
| 01 | 40 | 70 | 50 |
| 02 | 40 | 54 | 45 |
| 03 | 35 | 42 | 38 |
| 04 | 36 | 40 | 38 |
| 05 | 61 | 48 | 57 |
| 06 | 109 | 60 | 95 |
| 07 | 277 | 119 | 227 |
| 08 | 408 | 152 | 329 |
| 09 | 395 | 154 | 329 |
| 10 | 337 | 190 | 304 |
| 11 | 340 | 242 | 322 |
| 12 | 336 | 279 | 327 |
| 13 | 405 | 345 | 389 |
| 14 | 432 | 307 | 393 |
| 15 | 399 | 231 | 348 |
| 16 | 347 | 281 | 326 |
| 17 | 323 | 295 | 314 |
| 18 | 336 | 298 | 321 |
| 19 | 366 | 326 | 348 |
| 20 | 360 | 323 | 344 |
| 21 | 284 | 258 | 277 |
| 22 | 180 | 166 | 179 |
| 23 | 100 | 95 | 102 |
| Total | 5.996 | 4.457 | 5.562 |



Estación: **PO-533(4)**Tipo: **COM****MEMORIA DE AFOROS 2017**Rede/Red: **PB**IMD: **3.685**

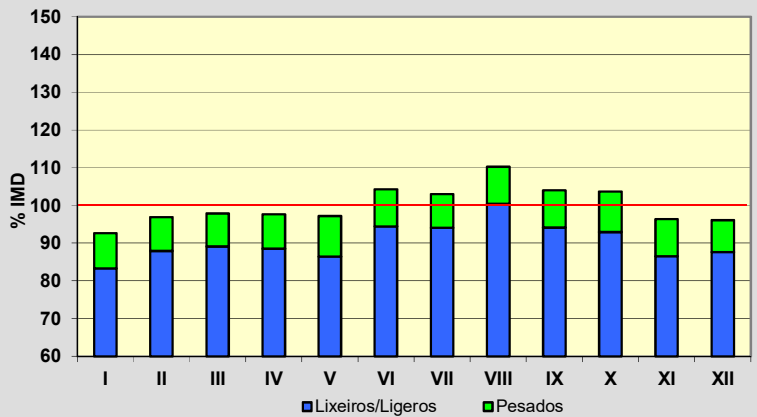
Nome/Nombre:

Lalín (PO-533)IMDp: **352** I₃₀: **354**

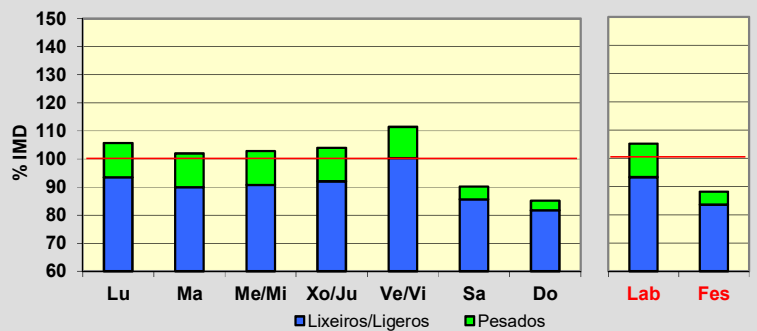
Treito/Tramo:

Lalín - Rodeiro (PO-212)% Pes.: **9,6** I₁₅₀: **320****Variación Mensual**

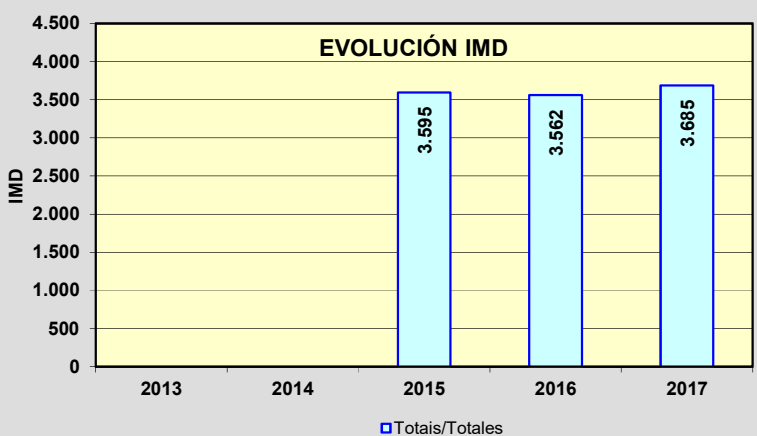
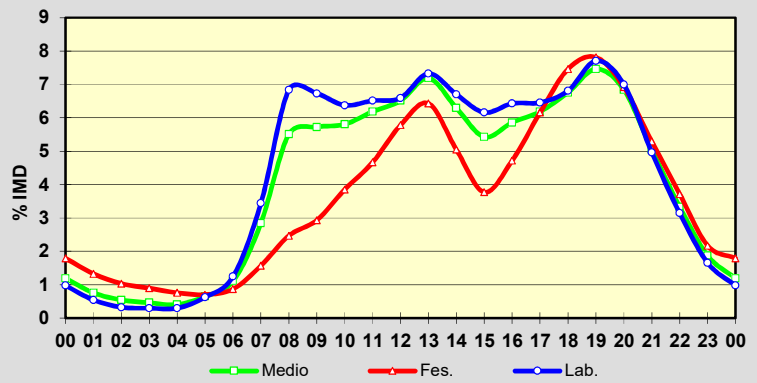
| | I.M.D. | % I.M.D. | % Pes. |
|------|--------|----------|--------|
| I | 3.415 | 92,67 | 10,1 |
| II | 3.571 | 96,91 | 9,3 |
| III | 3.607 | 97,88 | 8,9 |
| IV | 3.598 | 97,64 | 9,3 |
| V | 3.582 | 97,20 | 11,1 |
| VI | 3.842 | 104,26 | 9,4 |
| VII | 3.796 | 103,01 | 8,7 |
| VIII | 4.062 | 110,23 | 8,9 |
| IX | 3.832 | 103,99 | 9,4 |
| X | 3.820 | 103,66 | 10,3 |
| XI | 3.552 | 96,39 | 10,2 |
| XII | 3.539 | 96,04 | 8,8 |

**Semana Media**

| | I.M.D. | % I.M.D. | % Pes. |
|-------|--------|----------|--------|
| Lu | 3.897 | 105,75 | 11,6 |
| Ma | 3.757 | 101,95 | 11,8 |
| Me/Mi | 3.790 | 102,85 | 11,7 |
| Xo/Ju | 3.832 | 103,99 | 11,4 |
| Ve/Vi | 4.105 | 111,40 | 10,0 |
| Sa | 3.323 | 90,18 | 5,1 |
| Do | 3.136 | 85,10 | 4,0 |
| Lab | 3.876 | 105,18 | 11,3 |
| Fes | 3.249 | 88,17 | 5,2 |

**Día Medio**

| | Lab. | Fes. | Medio |
|----|--------------|--------------|--------------|
| 00 | 36 | 66 | 44 |
| 01 | 20 | 49 | 28 |
| 02 | 12 | 38 | 20 |
| 03 | 11 | 33 | 17 |
| 04 | 11 | 28 | 15 |
| 05 | 23 | 26 | 24 |
| 06 | 46 | 32 | 41 |
| 07 | 127 | 58 | 105 |
| 08 | 252 | 91 | 203 |
| 09 | 248 | 108 | 211 |
| 10 | 235 | 142 | 214 |
| 11 | 240 | 172 | 228 |
| 12 | 243 | 213 | 240 |
| 13 | 270 | 237 | 265 |
| 14 | 247 | 186 | 232 |
| 15 | 227 | 139 | 200 |
| 16 | 237 | 174 | 216 |
| 17 | 238 | 227 | 228 |
| 18 | 251 | 275 | 249 |
| 19 | 284 | 288 | 275 |
| 20 | 258 | 255 | 252 |
| 21 | 183 | 195 | 186 |
| 22 | 116 | 137 | 123 |
| 23 | 61 | 80 | 69 |
| | 3.876 | 3.249 | 3.685 |



Estación: **PO-534(3)**Tipo: **COM****MEMORIA DE AFOROS 2017**Rede/Red: **PB**IMD: **4.325**

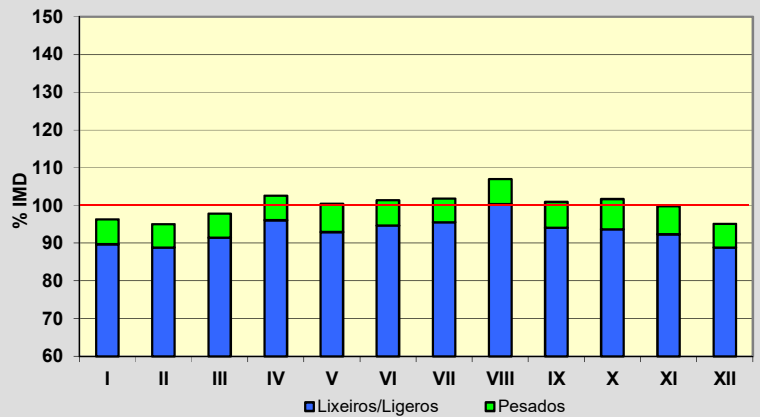
Nome/Nombre:

Lalín (PO-534)IMDp: **293** I₃₀: **437**

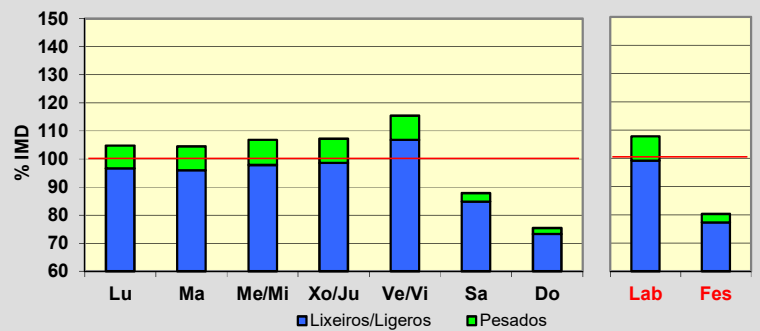
Treito/Tramo:

AP-53 - P.I de Botos% Pes.: **6,8** I₁₅₀: **399****Variación Mensual**

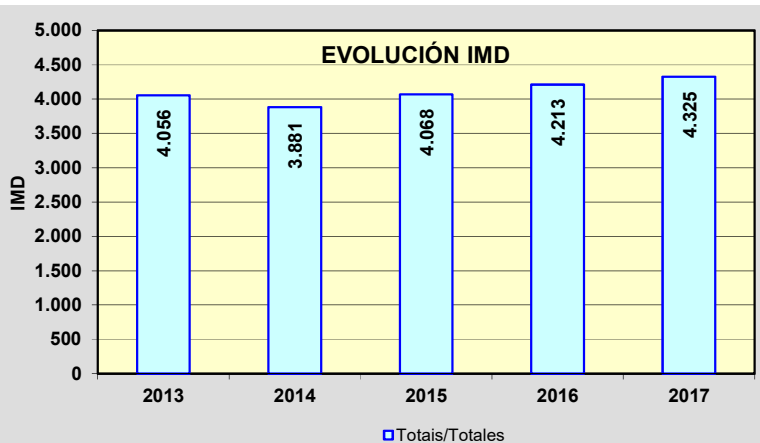
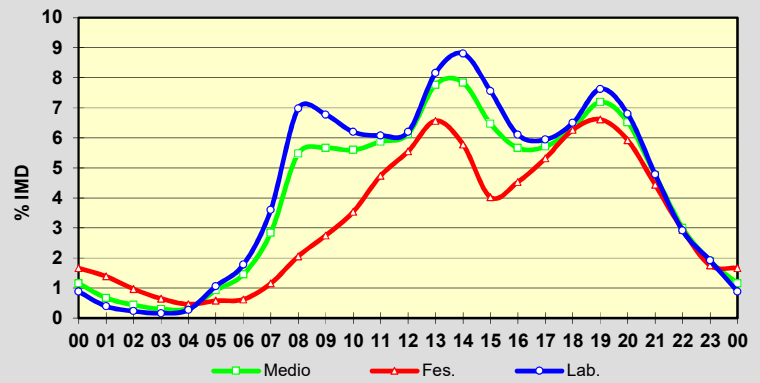
| | I.M.D. | % I.M.D. | % Pes. |
|------|--------|----------|--------|
| I | 4.166 | 96,32 | 6,9 |
| II | 4.111 | 95,05 | 6,5 |
| III | 4.231 | 97,83 | 6,5 |
| IV | 4.436 | 102,57 | 6,3 |
| V | 4.341 | 100,37 | 7,4 |
| VI | 4.386 | 101,41 | 6,7 |
| VII | 4.404 | 101,83 | 6,2 |
| VIII | 4.625 | 106,94 | 6,2 |
| IX | 4.366 | 100,95 | 6,8 |
| X | 4.396 | 101,64 | 7,8 |
| XI | 4.316 | 99,79 | 7,5 |
| XII | 4.114 | 95,12 | 6,6 |

**Semana Media**

| | I.M.D. | % I.M.D. | % Pes. |
|-------|--------|----------|--------|
| Lu | 4.534 | 104,83 | 7,8 |
| Ma | 4.520 | 104,51 | 8,2 |
| Me/Mi | 4.620 | 106,82 | 8,3 |
| Xo/Ju | 4.636 | 107,19 | 8,0 |
| Ve/Vi | 4.993 | 115,45 | 7,5 |
| Sa | 3.799 | 87,84 | 3,5 |
| Do | 3.263 | 75,45 | 2,8 |
| Lab | 4.660 | 107,75 | 8,0 |
| Fes | 3.472 | 80,28 | 3,7 |

**Día Medio**

| | Lab. | Fes. | Medio |
|----|--------------|--------------|--------------|
| 00 | 38 | 72 | 50 |
| 01 | 17 | 60 | 29 |
| 02 | 10 | 42 | 19 |
| 03 | 7 | 28 | 13 |
| 04 | 12 | 20 | 14 |
| 05 | 46 | 25 | 40 |
| 06 | 77 | 27 | 63 |
| 07 | 156 | 50 | 123 |
| 08 | 302 | 89 | 237 |
| 09 | 293 | 119 | 245 |
| 10 | 268 | 153 | 242 |
| 11 | 263 | 205 | 254 |
| 12 | 268 | 240 | 265 |
| 13 | 353 | 284 | 336 |
| 14 | 381 | 250 | 339 |
| 15 | 327 | 174 | 280 |
| 16 | 264 | 196 | 245 |
| 17 | 257 | 230 | 247 |
| 18 | 281 | 271 | 273 |
| 19 | 330 | 286 | 311 |
| 20 | 294 | 256 | 282 |
| 21 | 207 | 192 | 206 |
| 22 | 126 | 127 | 130 |
| 23 | 83 | 76 | 82 |
| | 4.660 | 3.472 | 4.325 |



Estación: **PO-534(24)**Tipo: **COM****MEMORIA DE AFOROS 2017**Rede/Red: **PB**IMD: **994**

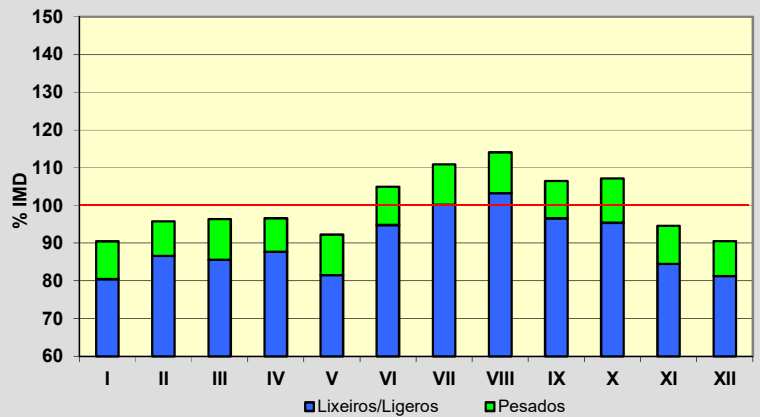
Nome/Nombre:

AciveiroIMDp: **101** I₃₀: **141**

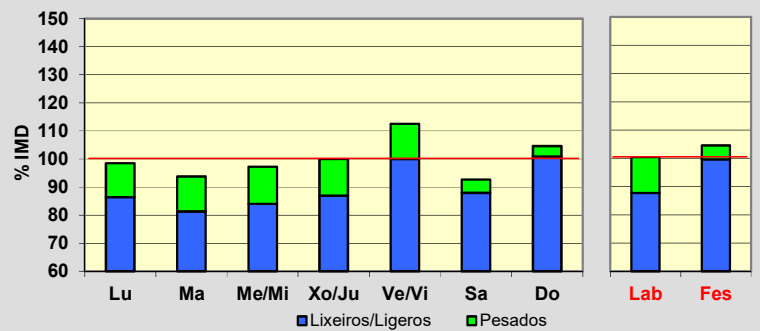
Treito/Tramo:

Laro (PO-201) - Cachafeiro (Estda. Diput.)% Pes.: **10,2** I₁₅₀: **105****Variación Mensual**

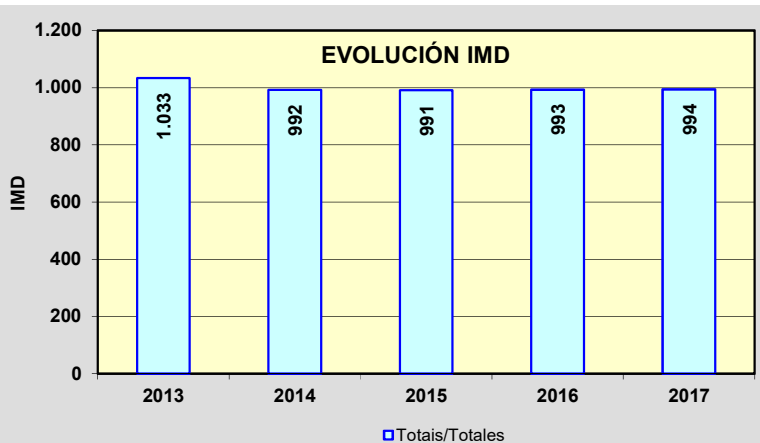
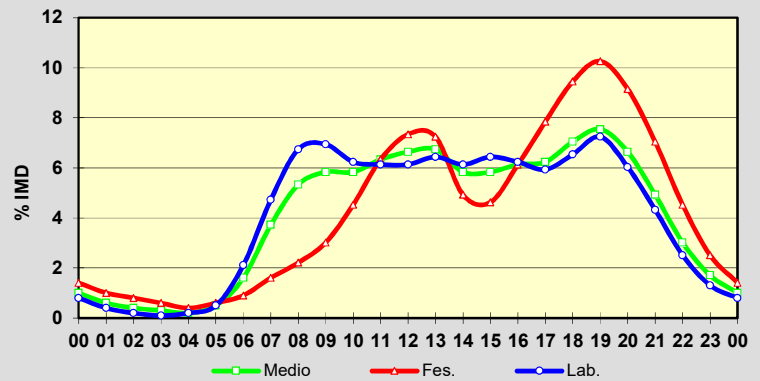
| | I.M.D. | % I.M.D. | % Pes. |
|------|--------|----------|--------|
| I | 899 | 90,44 | 11,0 |
| II | 952 | 95,77 | 9,6 |
| III | 958 | 96,38 | 11,2 |
| IV | 960 | 96,58 | 9,2 |
| V | 917 | 92,25 | 11,7 |
| VI | 1.043 | 104,93 | 9,7 |
| VII | 1.102 | 110,87 | 9,6 |
| VIII | 1.134 | 114,08 | 9,5 |
| IX | 1.058 | 106,44 | 9,3 |
| X | 1.065 | 107,14 | 11,0 |
| XI | 940 | 94,57 | 10,6 |
| XII | 900 | 90,54 | 10,2 |

**Semana Media**

| | I.M.D. | % I.M.D. | % Pes. |
|-------|--------|----------|--------|
| Lu | 979 | 98,49 | 12,3 |
| Ma | 932 | 93,76 | 13,3 |
| Me/Mi | 967 | 97,28 | 13,7 |
| Xo/Ju | 994 | 100,00 | 13,1 |
| Ve/Vi | 1.119 | 112,58 | 11,2 |
| Sa | 921 | 92,66 | 5,1 |
| Do | 1.040 | 104,63 | 3,6 |
| Lab | 998 | 100,40 | 12,6 |
| Fes | 1.039 | 104,53 | 4,7 |

**Día Medio**

| | Lab. | Fes. | Medio |
|----|------------|--------------|------------|
| 00 | 8 | 14 | 10 |
| 01 | 4 | 10 | 6 |
| 02 | 2 | 8 | 4 |
| 03 | 1 | 6 | 3 |
| 04 | 2 | 4 | 2 |
| 05 | 5 | 6 | 5 |
| 06 | 21 | 9 | 16 |
| 07 | 47 | 16 | 37 |
| 08 | 67 | 22 | 53 |
| 09 | 69 | 30 | 58 |
| 10 | 62 | 45 | 58 |
| 11 | 61 | 63 | 63 |
| 12 | 61 | 73 | 66 |
| 13 | 64 | 72 | 67 |
| 14 | 61 | 49 | 58 |
| 15 | 64 | 46 | 58 |
| 16 | 62 | 61 | 61 |
| 17 | 59 | 78 | 62 |
| 18 | 65 | 94 | 70 |
| 19 | 72 | 102 | 75 |
| 20 | 60 | 91 | 66 |
| 21 | 43 | 70 | 49 |
| 22 | 25 | 45 | 30 |
| 23 | 13 | 25 | 17 |
| | 998 | 1.039 | 994 |



Estación: **PO-534(31)**Tipo: **COM****MEMORIA DE AFOROS 2017**Rede/Red: **PB**IMD: **1.635**

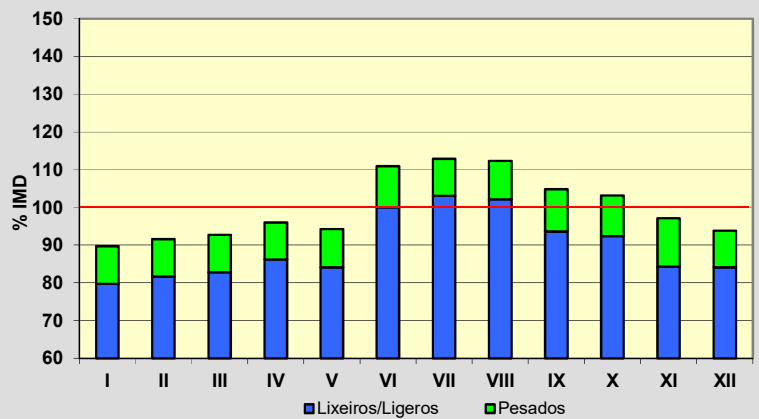
Nome/Nombre:

FolgozoIMDp: **171** I₃₀: **226**

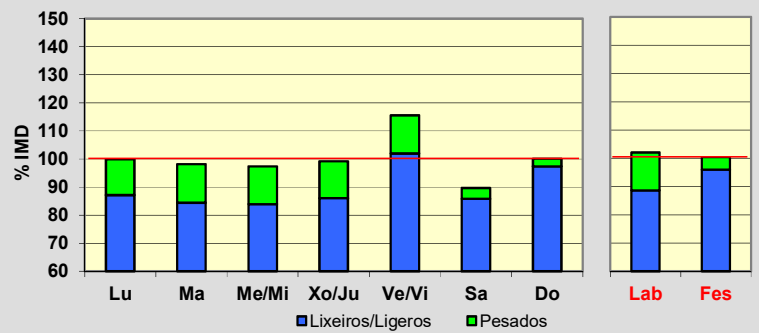
Treito/Tramo:

Cachafeiro (Estda. Diput.) - Folgozo (N-541)% Pes.: **10,5** I₁₅₀: **167****Variación Mensual**

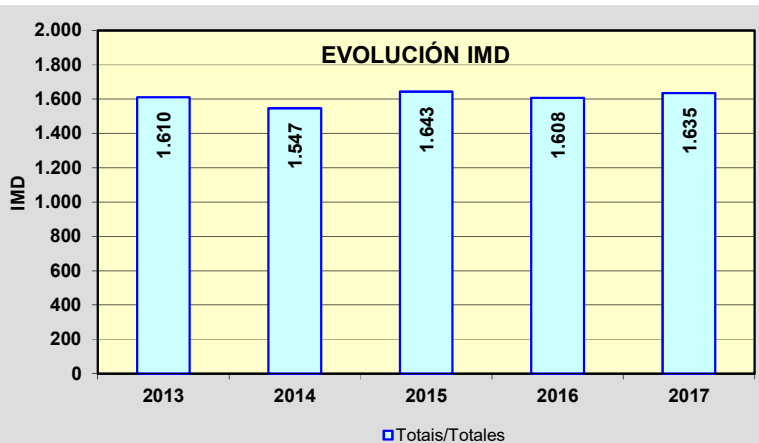
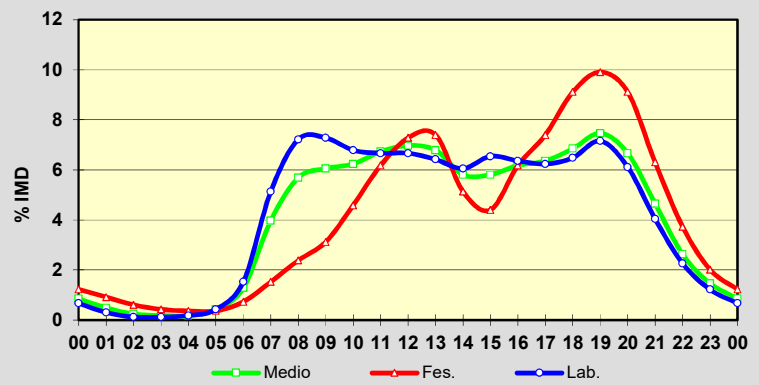
| | I.M.D. | % I.M.D. | % Pes. |
|------|--------|----------|--------|
| I | 1.467 | 89,72 | 11,1 |
| II | 1.498 | 91,62 | 10,9 |
| III | 1.516 | 92,72 | 10,8 |
| IV | 1.569 | 95,96 | 10,1 |
| V | 1.541 | 94,25 | 10,8 |
| VI | 1.814 | 110,95 | 9,9 |
| VII | 1.846 | 112,91 | 8,7 |
| VIII | 1.837 | 112,35 | 9,1 |
| IX | 1.714 | 104,83 | 10,7 |
| X | 1.687 | 103,18 | 10,4 |
| XI | 1.588 | 97,13 | 13,2 |
| XII | 1.534 | 93,82 | 10,3 |

**Semana Media**

| | I.M.D. | % I.M.D. | % Pes. |
|-------|--------|----------|--------|
| Lu | 1.634 | 99,94 | 12,8 |
| Ma | 1.606 | 98,23 | 14,1 |
| Me/Mi | 1.593 | 97,43 | 13,8 |
| Xo/Ju | 1.622 | 99,20 | 13,3 |
| Ve/Vi | 1.890 | 115,60 | 11,8 |
| Sa | 1.466 | 89,66 | 4,3 |
| Do | 1.637 | 100,12 | 2,7 |
| Lab | 1.668 | 102,02 | 13,1 |
| Fes | 1.642 | 100,43 | 4,4 |

**Día Medio**

| | Lab. | Fes. | Medio |
|----|--------------|--------------|--------------|
| 00 | 11 | 20 | 14 |
| 01 | 5 | 15 | 8 |
| 02 | 2 | 10 | 4 |
| 03 | 2 | 7 | 3 |
| 04 | 3 | 6 | 3 |
| 05 | 7 | 6 | 7 |
| 06 | 25 | 12 | 21 |
| 07 | 84 | 25 | 65 |
| 08 | 118 | 39 | 93 |
| 09 | 119 | 51 | 99 |
| 10 | 111 | 75 | 102 |
| 11 | 109 | 101 | 110 |
| 12 | 109 | 119 | 114 |
| 13 | 105 | 121 | 111 |
| 14 | 99 | 84 | 95 |
| 15 | 107 | 72 | 95 |
| 16 | 104 | 101 | 101 |
| 17 | 102 | 121 | 104 |
| 18 | 106 | 149 | 112 |
| 19 | 117 | 162 | 122 |
| 20 | 100 | 149 | 109 |
| 21 | 66 | 103 | 76 |
| 22 | 37 | 61 | 43 |
| 23 | 20 | 33 | 24 |
| | 1.668 | 1.642 | 1.635 |



Estación: **PO-535(0)**Tipo: **PER**

MEMORIA DE AFOROS 2017

Rede/Red: **PB**IMD: **6.616**

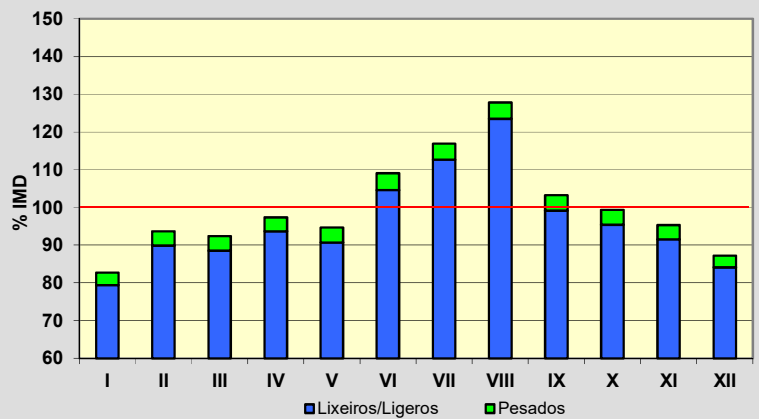
Nome/Nombre:

Mosteiro de PoioIMDp: **257** I₃₀: **744**

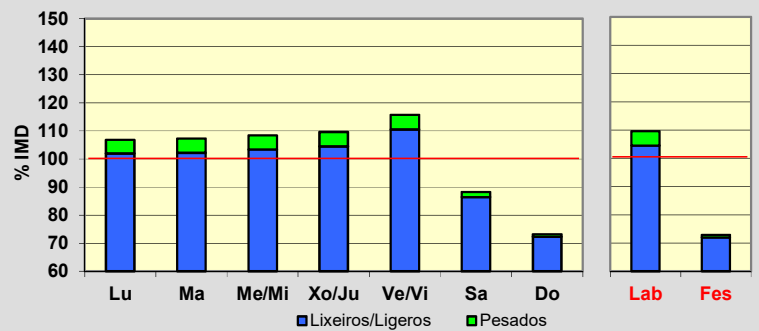
Treito/Tramo:

Glor. Monasterio de Poio (VG-4.8) - San Xoán de Poio (PO-308)% Pes.: **3,9** I₁₅₀: **653****Variación Mensual**

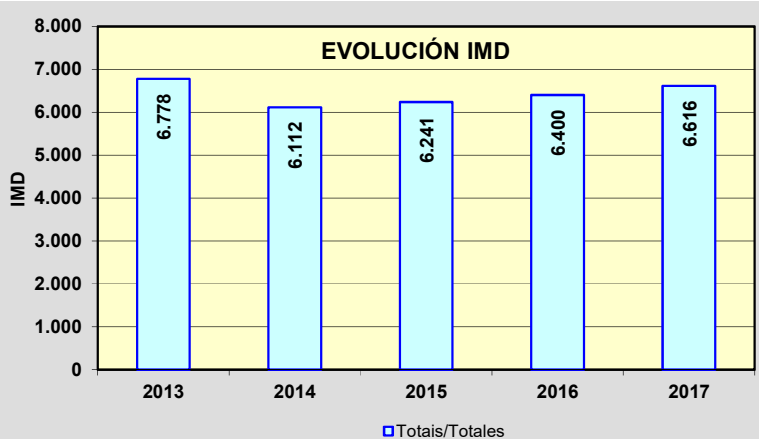
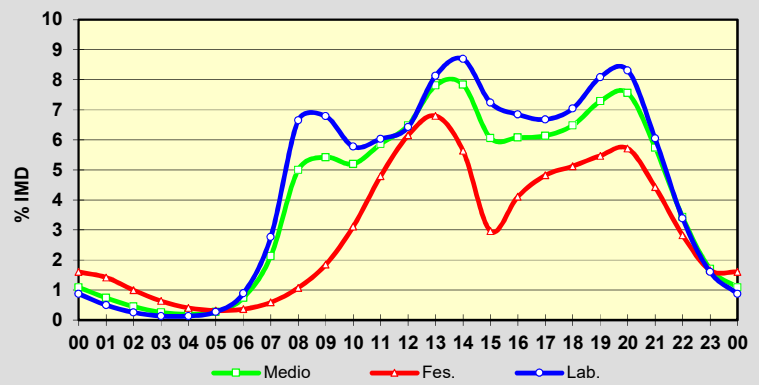
| | I.M.D. | % I.M.D. | % Pes. |
|------|--------|----------|--------|
| I | 5.471 | 82,69 | 4,0 |
| II | 6.200 | 93,71 | 4,1 |
| III | 6.114 | 92,41 | 4,2 |
| IV | 6.440 | 97,34 | 3,7 |
| V | 6.264 | 94,68 | 4,2 |
| VI | 7.215 | 109,05 | 4,1 |
| VII | 7.732 | 116,87 | 3,6 |
| VIII | 8.455 | 127,80 | 3,4 |
| IX | 6.829 | 103,22 | 4,0 |
| X | 6.572 | 99,33 | 3,9 |
| XI | 6.306 | 95,31 | 4,0 |
| XII | 5.766 | 87,15 | 3,5 |

**Semana Media**

| | I.M.D. | % I.M.D. | % Pes. |
|-------|--------|----------|--------|
| Lu | 7.067 | 106,82 | 4,6 |
| Ma | 7.099 | 107,30 | 4,8 |
| Me/Mi | 7.175 | 108,45 | 4,7 |
| Xo/Ju | 7.254 | 109,64 | 4,6 |
| Ve/Vi | 7.658 | 115,75 | 4,5 |
| Sa | 5.840 | 88,27 | 2,1 |
| Do | 4.840 | 73,16 | 1,2 |
| Lab | 7.249 | 109,57 | 4,6 |
| Fes | 4.821 | 72,87 | 1,2 |

**Día Medio**

| | Lab. | Fes. | Medio |
|----|--------------|--------------|--------------|
| 00 | 58 | 106 | 72 |
| 01 | 33 | 94 | 49 |
| 02 | 17 | 66 | 30 |
| 03 | 9 | 42 | 17 |
| 04 | 9 | 27 | 13 |
| 05 | 18 | 21 | 18 |
| 06 | 59 | 24 | 49 |
| 07 | 183 | 39 | 141 |
| 08 | 440 | 71 | 331 |
| 09 | 449 | 122 | 359 |
| 10 | 382 | 206 | 344 |
| 11 | 399 | 317 | 388 |
| 12 | 425 | 407 | 429 |
| 13 | 538 | 450 | 517 |
| 14 | 575 | 373 | 519 |
| 15 | 479 | 196 | 401 |
| 16 | 453 | 272 | 402 |
| 17 | 442 | 319 | 406 |
| 18 | 466 | 339 | 429 |
| 19 | 535 | 362 | 482 |
| 20 | 550 | 378 | 500 |
| 21 | 400 | 293 | 380 |
| 22 | 224 | 187 | 227 |
| 23 | 106 | 110 | 113 |
| | 7.249 | 4.821 | 6.616 |



Estación: **PO-548(7)**Tipo: **PER****MEMORIA DE AFOROS 2017**Rede/Red: **PB**IMD: **5.082**

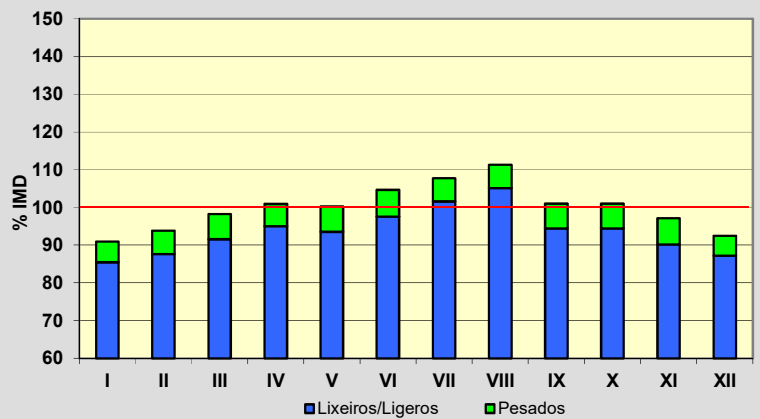
Nome/Nombre:

CatoiraIMDp: **321** I₃₀: **468**

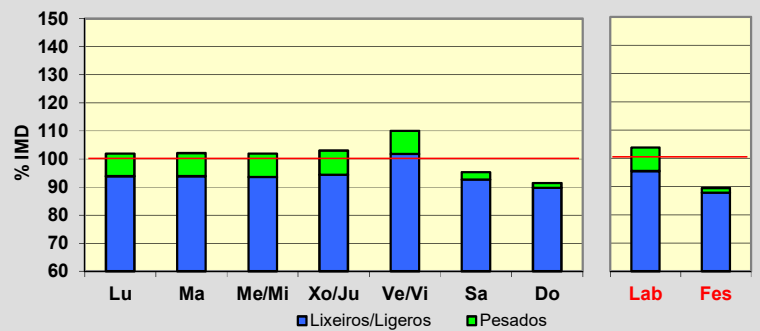
Treito/Tramo:

PO-190 - Catoira (Glor.)% Pes.: **6,3** I₁₅₀: **418****Variación Mensual**

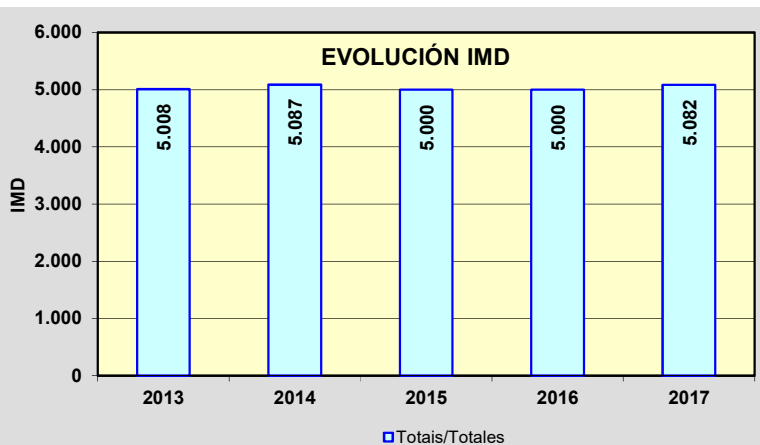
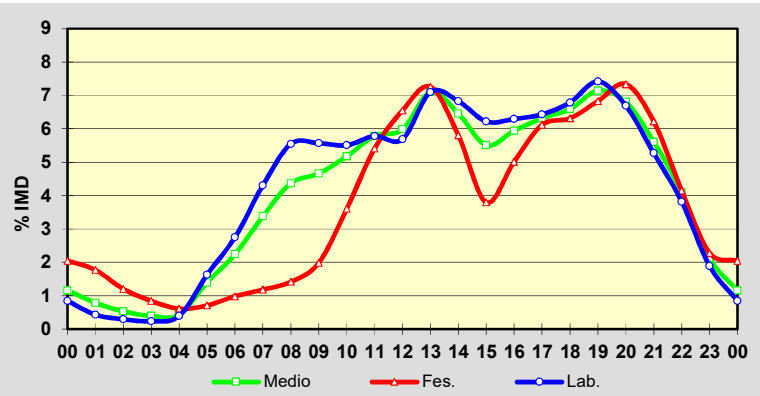
| | I.M.D. | % I.M.D. | % Pes. |
|------|--------|----------|--------|
| I | 4.622 | 90,95 | 6,0 |
| II | 4.769 | 93,84 | 6,6 |
| III | 4.994 | 98,27 | 6,8 |
| IV | 5.128 | 100,91 | 5,9 |
| V | 5.093 | 100,22 | 6,7 |
| VI | 5.318 | 104,64 | 6,8 |
| VII | 5.474 | 107,71 | 5,7 |
| VIII | 5.656 | 111,29 | 5,5 |
| IX | 5.134 | 101,02 | 6,5 |
| X | 5.133 | 101,00 | 6,5 |
| XI | 4.937 | 97,15 | 7,2 |
| XII | 4.702 | 92,52 | 5,8 |

**Semana Media**

| | I.M.D. | % I.M.D. | % Pes. |
|-------|--------|----------|--------|
| Lu | 5.176 | 101,85 | 7,8 |
| Ma | 5.191 | 102,14 | 8,1 |
| Me/Mi | 5.177 | 101,87 | 8,2 |
| Xo/Ju | 5.233 | 102,97 | 8,4 |
| Ve/Vi | 5.592 | 110,04 | 7,5 |
| Sa | 4.841 | 95,26 | 2,7 |
| Do | 4.648 | 91,46 | 1,9 |
| Lab | 5.273 | 103,76 | 8,0 |
| Fes | 4.546 | 89,45 | 1,9 |

**Día Medio**

| | Lab. | Fes. | Medio |
|----|--------------|--------------|--------------|
| 00 | 43 | 104 | 59 |
| 01 | 22 | 90 | 40 |
| 02 | 15 | 61 | 27 |
| 03 | 12 | 43 | 20 |
| 04 | 20 | 31 | 22 |
| 05 | 83 | 36 | 71 |
| 06 | 140 | 50 | 114 |
| 07 | 219 | 60 | 172 |
| 08 | 282 | 72 | 222 |
| 09 | 283 | 101 | 237 |
| 10 | 280 | 183 | 263 |
| 11 | 294 | 275 | 294 |
| 12 | 289 | 333 | 304 |
| 13 | 361 | 369 | 361 |
| 14 | 347 | 295 | 328 |
| 15 | 316 | 193 | 280 |
| 16 | 320 | 255 | 302 |
| 17 | 327 | 311 | 321 |
| 18 | 345 | 321 | 335 |
| 19 | 377 | 347 | 363 |
| 20 | 340 | 373 | 346 |
| 21 | 268 | 316 | 285 |
| 22 | 194 | 211 | 208 |
| 23 | 96 | 116 | 108 |
| | 5.273 | 4.546 | 5.082 |



Estación: **PO-548(16)**Tipo: **PER****MEMORIA DE AFOROS 2017**Rede/Red: **PB**IMD: **9.498**

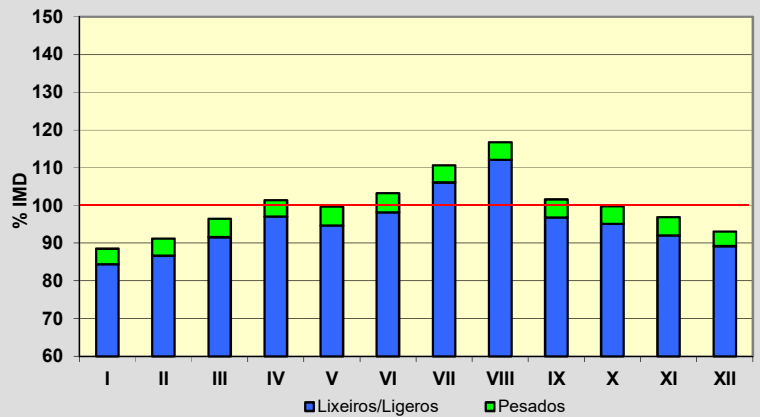
Nome/Nombre:

CarrilIMDp: **439** I₃₀: **871**

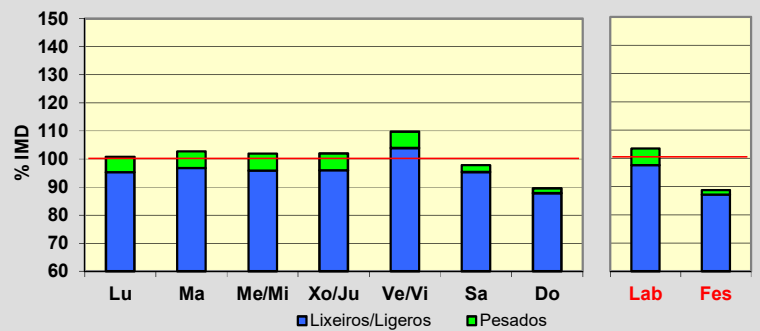
Treito/Tramo:

Carril (PO-192) - Vilagarcía (glorieta porto)% Pes.: **4,6** I₁₅₀: **777****Variación Mensual**

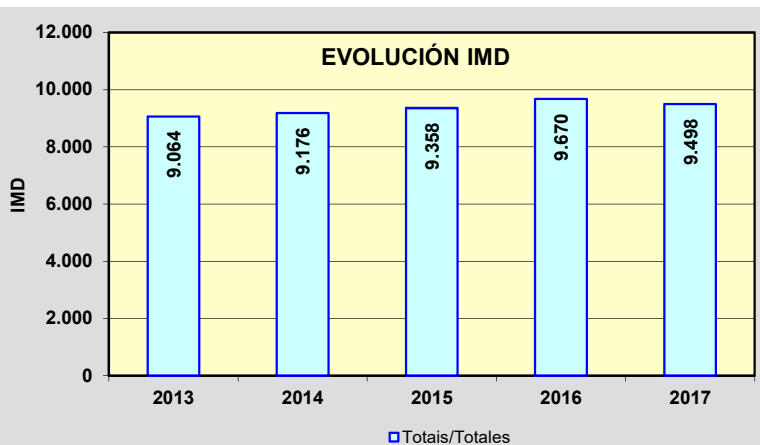
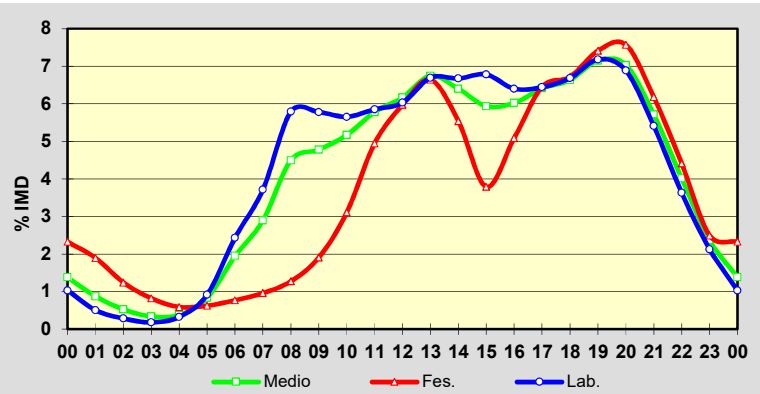
| | I.M.D. | % I.M.D. | % Pes. |
|------|--------|----------|--------|
| I | 8.408 | 88,52 | 4,6 |
| II | 8.661 | 91,19 | 5,0 |
| III | 9.163 | 96,47 | 5,1 |
| IV | 9.631 | 101,40 | 4,3 |
| V | 9.462 | 99,62 | 5,0 |
| VI | 9.808 | 103,26 | 4,9 |
| VII | 10.511 | 110,67 | 4,1 |
| VIII | 11.091 | 116,77 | 4,0 |
| IX | 9.647 | 101,57 | 4,7 |
| X | 9.477 | 99,78 | 4,7 |
| XI | 9.206 | 96,93 | 5,1 |
| XII | 8.842 | 93,09 | 4,2 |

**Semana Media**

| | I.M.D. | % I.M.D. | % Pes. |
|-------|--------|----------|--------|
| Lu | 9.578 | 100,84 | 5,5 |
| Ma | 9.759 | 102,75 | 5,8 |
| Me/Mi | 9.675 | 101,86 | 5,8 |
| Xo/Ju | 9.685 | 101,97 | 5,9 |
| Ve/Vi | 10.426 | 109,77 | 5,4 |
| Sa | 9.290 | 97,81 | 2,5 |
| Do | 8.501 | 89,50 | 1,8 |
| Lab | 9.823 | 103,42 | 5,7 |
| Fes | 8.427 | 88,72 | 1,8 |

**Día Medio**

| | Lab. | Fes. | Medio |
|----|--------------|--------------|--------------|
| 00 | 98 | 221 | 131 |
| 01 | 48 | 180 | 83 |
| 02 | 27 | 118 | 50 |
| 03 | 17 | 78 | 32 |
| 04 | 31 | 56 | 36 |
| 05 | 87 | 59 | 79 |
| 06 | 231 | 73 | 185 |
| 07 | 353 | 91 | 275 |
| 08 | 550 | 121 | 427 |
| 09 | 549 | 181 | 454 |
| 10 | 537 | 295 | 491 |
| 11 | 556 | 470 | 549 |
| 12 | 573 | 567 | 586 |
| 13 | 636 | 631 | 641 |
| 14 | 634 | 526 | 608 |
| 15 | 644 | 360 | 564 |
| 16 | 608 | 483 | 572 |
| 17 | 612 | 613 | 609 |
| 18 | 635 | 638 | 630 |
| 19 | 682 | 704 | 679 |
| 20 | 654 | 719 | 668 |
| 21 | 514 | 587 | 543 |
| 22 | 345 | 419 | 381 |
| 23 | 202 | 237 | 225 |
| | 9.823 | 8.427 | 9.498 |



Estación: **PO-549(3)**Tipo: **COM****MEMORIA DE AFOROS 2017**Rede/Red: **PB**IMD: **10.175**

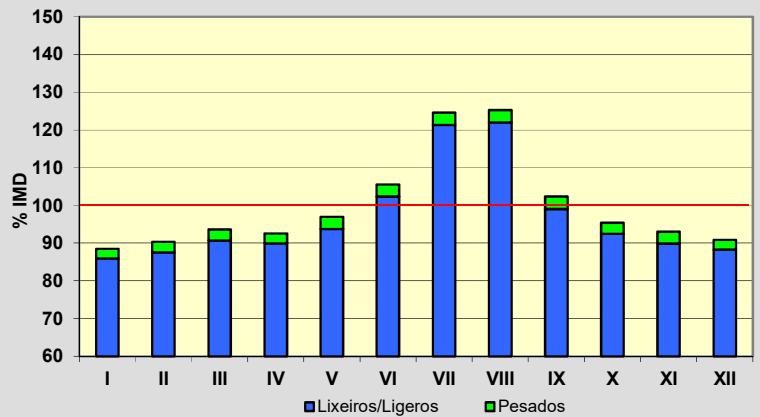
Nome/Nombre:

Vilanova de ArousaIMDp: **303** I₃₀: **1.130**

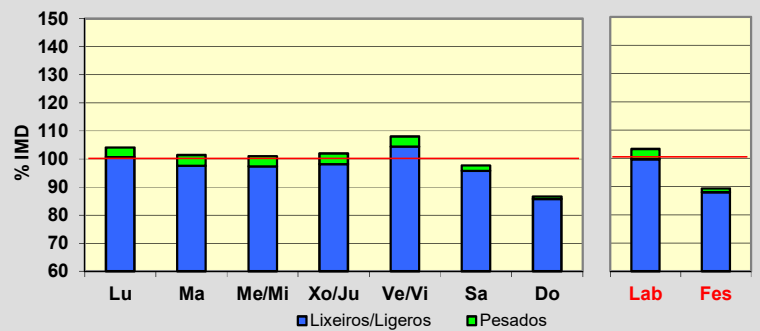
Treito/Tramo:

PO-529 - Caleiro% Pes.: **3,0** I₁₅₀: **954****Variación Mensual**

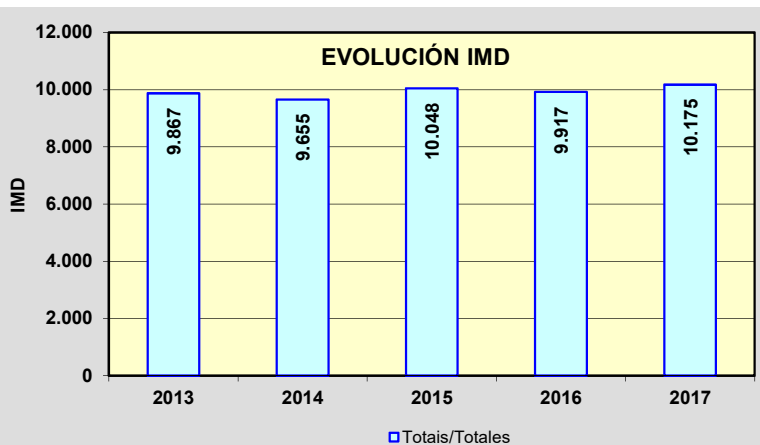
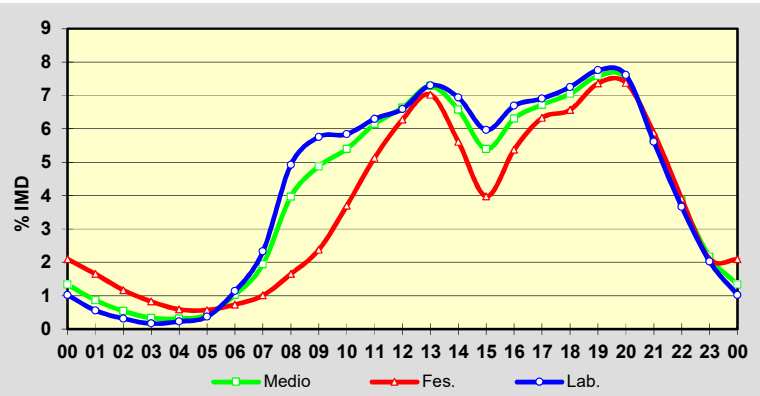
| | I.M.D. | % I.M.D. | % Pes. |
|------|--------|----------|--------|
| I | 9.003 | 88,48 | 2,9 |
| II | 9.191 | 90,33 | 3,0 |
| III | 9.522 | 93,58 | 3,1 |
| IV | 9.419 | 92,57 | 2,9 |
| V | 9.864 | 96,94 | 3,3 |
| VI | 10.742 | 105,57 | 3,1 |
| VII | 12.674 | 124,56 | 2,6 |
| VIII | 12.747 | 125,28 | 2,7 |
| IX | 10.411 | 102,32 | 3,2 |
| X | 9.708 | 95,41 | 3,1 |
| XI | 9.463 | 93,00 | 3,4 |
| XII | 9.244 | 90,85 | 2,8 |

**Semana Media**

| | I.M.D. | % I.M.D. | % Pes. |
|-------|--------|----------|--------|
| Lu | 10.596 | 104,14 | 3,3 |
| Ma | 10.320 | 101,43 | 3,8 |
| Me/Mi | 10.272 | 100,95 | 3,5 |
| Xo/Ju | 10.378 | 102,00 | 3,8 |
| Ve/Vi | 10.986 | 107,97 | 3,3 |
| Sa | 9.942 | 97,71 | 1,9 |
| Do | 8.816 | 86,64 | 1,0 |
| Lab | 10.509 | 103,28 | 3,5 |
| Fes | 9.088 | 89,32 | 1,5 |

**Día Medio**

| | Lab. | Fes. | Medio |
|----|---------------|--------------|---------------|
| 00 | 104 | 213 | 136 |
| 01 | 57 | 168 | 88 |
| 02 | 32 | 119 | 55 |
| 03 | 17 | 84 | 34 |
| 04 | 23 | 60 | 32 |
| 05 | 38 | 58 | 44 |
| 06 | 116 | 75 | 104 |
| 07 | 237 | 103 | 198 |
| 08 | 501 | 168 | 404 |
| 09 | 586 | 242 | 496 |
| 10 | 594 | 376 | 549 |
| 11 | 641 | 522 | 625 |
| 12 | 671 | 639 | 675 |
| 13 | 743 | 715 | 741 |
| 14 | 706 | 571 | 669 |
| 15 | 607 | 405 | 549 |
| 16 | 681 | 547 | 642 |
| 17 | 703 | 644 | 684 |
| 18 | 738 | 668 | 717 |
| 19 | 789 | 749 | 771 |
| 20 | 775 | 751 | 765 |
| 21 | 571 | 599 | 584 |
| 22 | 373 | 398 | 392 |
| 23 | 206 | 214 | 221 |
| | 10.509 | 9.088 | 10.175 |



Estación: **PO-550(8)**Tipo: **COM****MEMORIA DE AFOROS 2017**Rede/Red: **PB**IMD: **8.868**

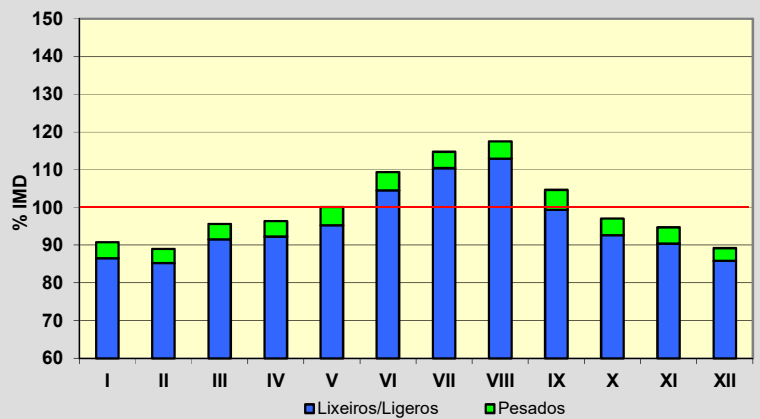
Nome/Nombre:

DenaIMDp: **386** I₃₀: **856**

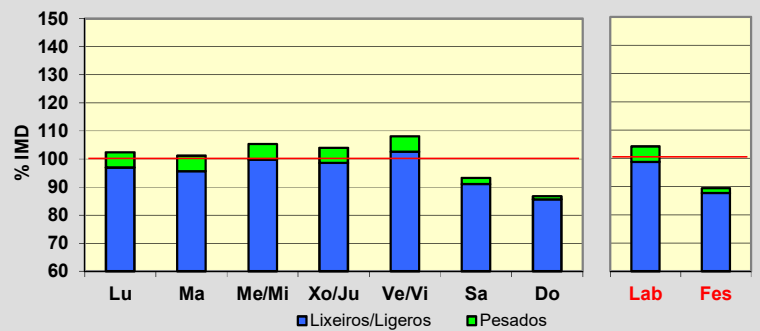
Treito/Tramo:

PO-303 (Castrelo) - Vilalonga (PO-504)% Pes.: **4,4** I₁₅₀: **763****Variación Mensual**

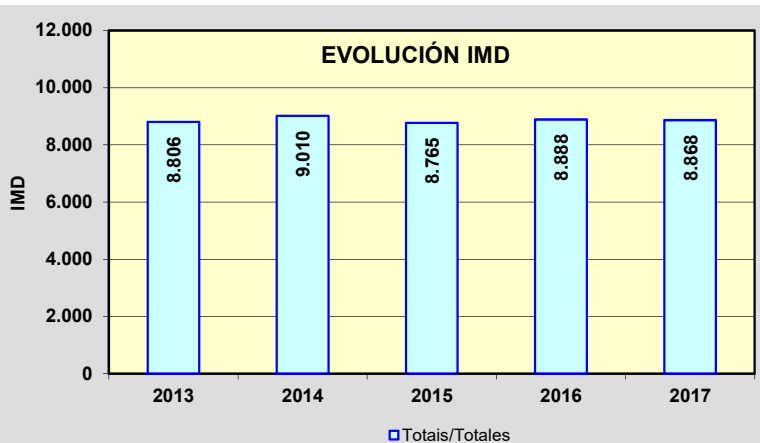
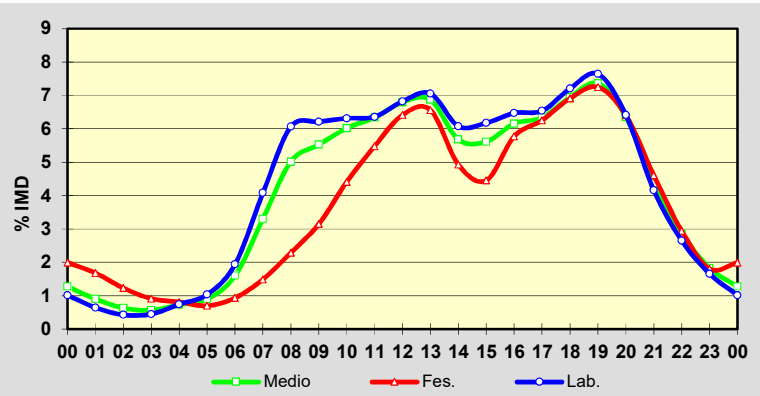
| | I.M.D. | % I.M.D. | % Pes. |
|------|--------|----------|--------|
| I | 8.051 | 90,79 | 4,7 |
| II | 7.894 | 89,02 | 4,2 |
| III | 8.480 | 95,62 | 4,3 |
| IV | 8.544 | 96,35 | 4,3 |
| V | 8.875 | 100,08 | 4,8 |
| VI | 9.701 | 109,39 | 4,4 |
| VII | 10.173 | 114,72 | 3,7 |
| VIII | 10.419 | 117,49 | 3,9 |
| IX | 9.283 | 104,68 | 5,1 |
| X | 8.605 | 97,03 | 4,5 |
| XI | 8.399 | 94,71 | 4,6 |
| XII | 7.908 | 89,17 | 3,7 |

**Semana Media**

| | I.M.D. | % I.M.D. | % Pes. |
|-------|--------|----------|--------|
| Lu | 9.084 | 102,44 | 5,3 |
| Ma | 8.970 | 101,15 | 5,4 |
| Me/Mi | 9.342 | 105,35 | 5,3 |
| Xo/Ju | 9.224 | 104,01 | 5,2 |
| Ve/Vi | 9.584 | 108,07 | 5,1 |
| Sa | 8.270 | 93,26 | 2,4 |
| Do | 7.689 | 86,71 | 1,2 |
| Lab | 9.239 | 104,18 | 5,3 |
| Fes | 7.928 | 89,40 | 1,9 |

**Día Medio**

| | Lab. | Fes. | Medio |
|--------------|--------------|--------------|--------------|
| 00 | 90 | 177 | 113 |
| 01 | 57 | 149 | 80 |
| 02 | 38 | 109 | 56 |
| 03 | 40 | 81 | 50 |
| 04 | 66 | 72 | 65 |
| 05 | 92 | 62 | 80 |
| 06 | 172 | 83 | 142 |
| 07 | 362 | 132 | 293 |
| 08 | 538 | 203 | 445 |
| 09 | 551 | 279 | 490 |
| 10 | 560 | 391 | 534 |
| 11 | 564 | 486 | 562 |
| 12 | 605 | 569 | 603 |
| 13 | 626 | 582 | 609 |
| 14 | 539 | 437 | 504 |
| 15 | 548 | 395 | 498 |
| 16 | 574 | 512 | 546 |
| 17 | 580 | 555 | 562 |
| 18 | 639 | 613 | 616 |
| 19 | 678 | 643 | 653 |
| 20 | 569 | 568 | 564 |
| 21 | 369 | 409 | 387 |
| 22 | 235 | 261 | 254 |
| 23 | 147 | 160 | 162 |
| Total | 9.239 | 7.928 | 8.868 |



Estación: **PO-551(1)**Tipo: **COM****MEMORIA DE AFOROS 2017**Rede/Red: **PB**IMD: **7.919**

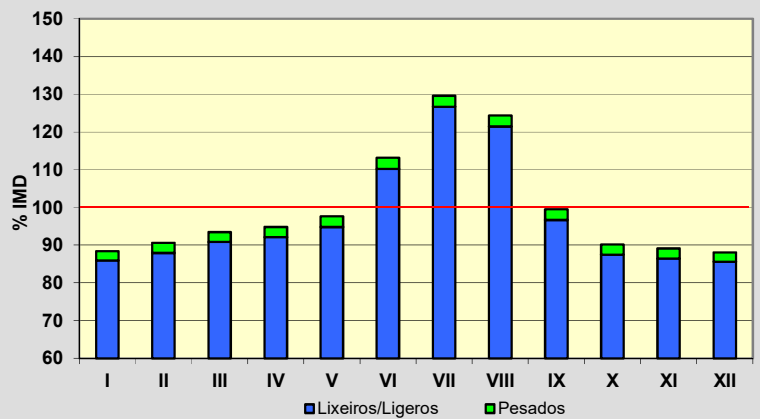
Nome/Nombre:

SeixoIMDp: **216** I₃₀: **975**

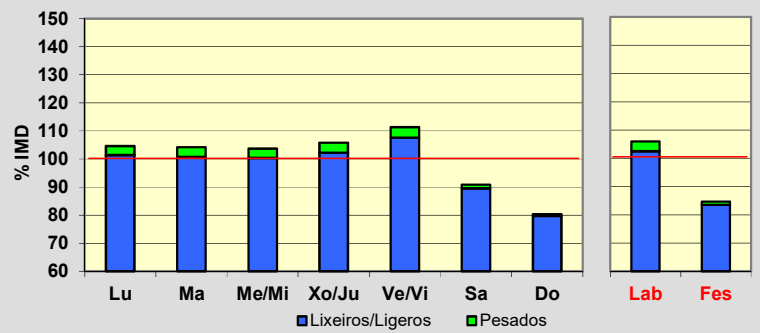
Treito/Tramo:

Marín (Pavillón E. Naval) - Seixo (Estda. Dep)% Pes.: **2,7** I₁₅₀: **786****Variación Mensual**

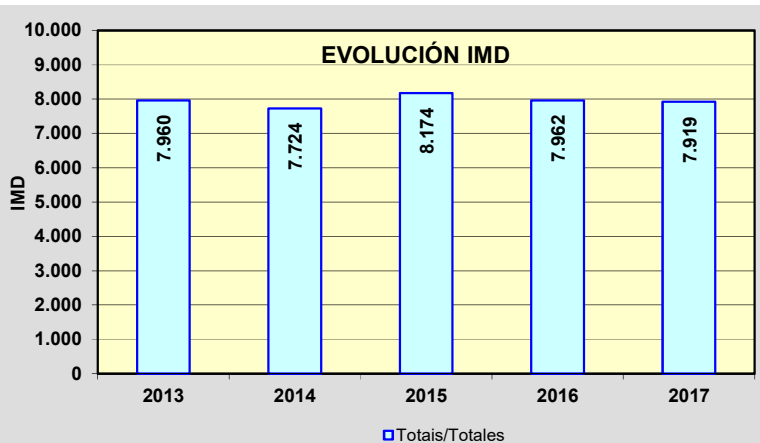
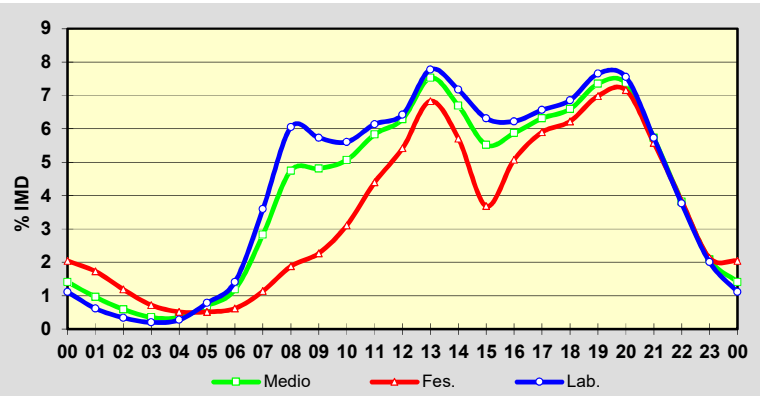
| | I.M.D. | % I.M.D. | % Pes. |
|------|--------|----------|--------|
| I | 7.001 | 88,41 | 2,8 |
| II | 7.175 | 90,60 | 2,9 |
| III | 7.400 | 93,45 | 2,8 |
| IV | 7.510 | 94,84 | 2,8 |
| V | 7.730 | 97,61 | 2,9 |
| VI | 8.962 | 113,17 | 2,6 |
| VII | 10.263 | 129,60 | 2,2 |
| VIII | 9.849 | 124,37 | 2,3 |
| IX | 7.879 | 99,49 | 2,9 |
| X | 7.139 | 90,15 | 2,9 |
| XI | 7.060 | 89,15 | 3,0 |
| XII | 6.975 | 88,08 | 2,8 |

**Semana Media**

| | I.M.D. | % I.M.D. | % Pes. |
|-------|--------|----------|--------|
| Lu | 8.287 | 104,65 | 3,1 |
| Ma | 8.255 | 104,24 | 3,3 |
| Me/Mi | 8.213 | 103,71 | 3,2 |
| Xo/Ju | 8.376 | 105,77 | 3,3 |
| Ve/Vi | 8.815 | 111,31 | 3,3 |
| Sa | 7.195 | 90,86 | 1,4 |
| Do | 6.363 | 80,35 | 0,8 |
| Lab | 8.388 | 105,92 | 3,2 |
| Fes | 6.705 | 84,67 | 1,4 |

**Día Medio**

| | Lab. | Fes. | Medio |
|----|--------------|--------------|--------------|
| 00 | 88 | 162 | 112 |
| 01 | 49 | 137 | 76 |
| 02 | 27 | 94 | 47 |
| 03 | 16 | 57 | 28 |
| 04 | 22 | 41 | 28 |
| 05 | 62 | 41 | 55 |
| 06 | 112 | 49 | 94 |
| 07 | 285 | 90 | 224 |
| 08 | 479 | 149 | 376 |
| 09 | 454 | 180 | 381 |
| 10 | 444 | 246 | 401 |
| 11 | 486 | 348 | 462 |
| 12 | 509 | 429 | 498 |
| 13 | 616 | 541 | 596 |
| 14 | 568 | 452 | 530 |
| 15 | 500 | 292 | 437 |
| 16 | 493 | 402 | 465 |
| 17 | 520 | 467 | 500 |
| 18 | 543 | 493 | 522 |
| 19 | 606 | 553 | 582 |
| 20 | 598 | 567 | 584 |
| 21 | 454 | 442 | 454 |
| 22 | 298 | 304 | 302 |
| 23 | 159 | 169 | 165 |
| | 8.388 | 6.705 | 7.919 |



Estación: **PO-551(13)**Tipo: **PER****MEMORIA DE AFOROS 2017**Rede/Red: **PB**IMD: **8.795**

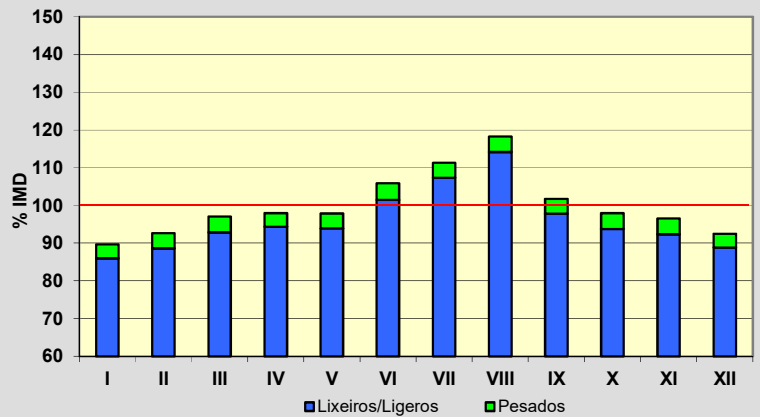
Nome/Nombre:

BueuIMDp: **353** I₃₀: **765**

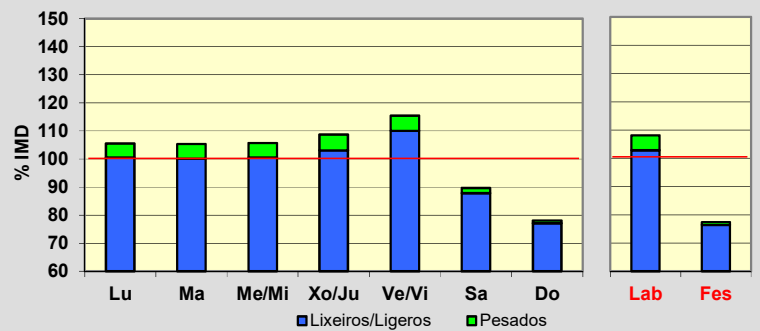
Treito/Tramo:

Bueu (PO-315) - Enl. VG-4.6% Pes.: **4,0** I₁₅₀: **706****Variación Mensual**

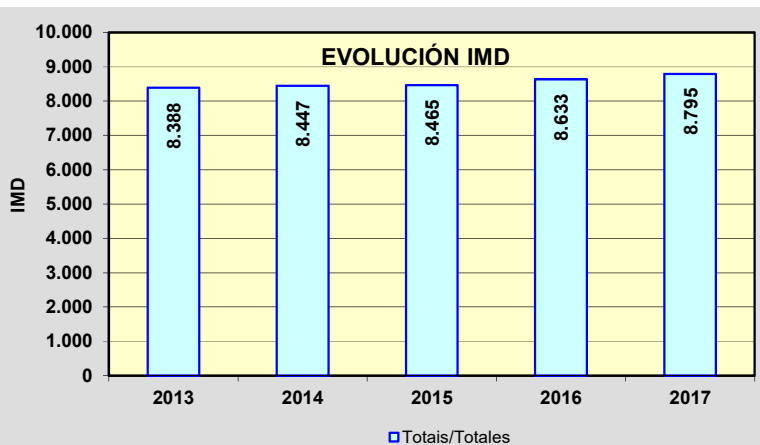
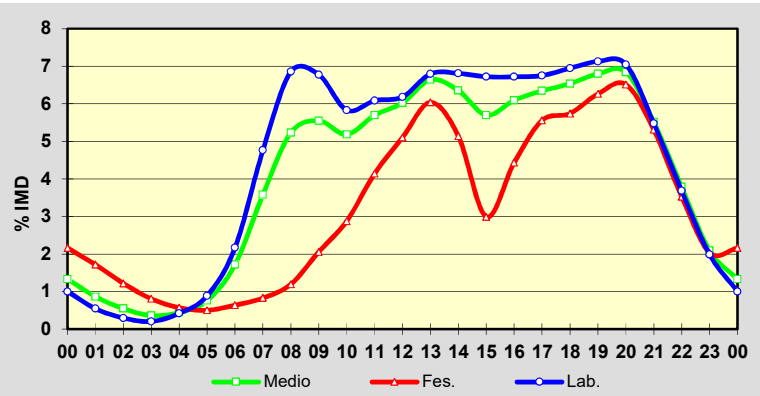
| | I.M.D. | % I.M.D. | % Pes. |
|------|--------|----------|--------|
| I | 7.887 | 89,68 | 4,1 |
| II | 8.150 | 92,67 | 4,4 |
| III | 8.536 | 97,06 | 4,3 |
| IV | 8.617 | 97,98 | 3,7 |
| V | 8.608 | 97,87 | 4,0 |
| VI | 9.312 | 105,88 | 4,2 |
| VII | 9.791 | 111,32 | 3,6 |
| VIII | 10.398 | 118,23 | 3,5 |
| IX | 8.948 | 101,74 | 3,9 |
| X | 8.615 | 97,95 | 4,3 |
| XI | 8.491 | 96,54 | 4,3 |
| XII | 8.136 | 92,51 | 4,0 |

**Semana Media**

| | I.M.D. | % I.M.D. | % Pes. |
|-------|--------|----------|--------|
| Lu | 9.278 | 105,49 | 4,8 |
| Ma | 9.258 | 105,26 | 4,9 |
| Me/Mi | 9.301 | 105,75 | 4,9 |
| Xo/Ju | 9.558 | 108,68 | 5,1 |
| Ve/Vi | 10.152 | 115,43 | 4,7 |
| Sa | 7.887 | 89,68 | 2,0 |
| Do | 6.870 | 78,11 | 1,3 |
| Lab | 9.508 | 108,11 | 4,9 |
| Fes | 6.804 | 77,36 | 1,3 |

**Día Medio**

| | Lab. | Fes. | Medio |
|----|--------------|--------------|--------------|
| 00 | 88 | 190 | 117 |
| 01 | 48 | 151 | 76 |
| 02 | 26 | 107 | 48 |
| 03 | 18 | 71 | 32 |
| 04 | 37 | 50 | 39 |
| 05 | 78 | 44 | 67 |
| 06 | 191 | 56 | 151 |
| 07 | 419 | 73 | 315 |
| 08 | 603 | 105 | 460 |
| 09 | 596 | 181 | 488 |
| 10 | 513 | 253 | 456 |
| 11 | 535 | 364 | 501 |
| 12 | 544 | 449 | 530 |
| 13 | 598 | 531 | 584 |
| 14 | 599 | 452 | 559 |
| 15 | 591 | 263 | 501 |
| 16 | 591 | 390 | 536 |
| 17 | 594 | 489 | 558 |
| 18 | 611 | 505 | 575 |
| 19 | 627 | 551 | 598 |
| 20 | 620 | 573 | 602 |
| 21 | 482 | 467 | 485 |
| 22 | 324 | 310 | 333 |
| 23 | 175 | 179 | 184 |
| | 9.508 | 6.804 | 8.795 |



Estación: **PO-551(22)**Tipo: **PER****MEMORIA DE AFOROS 2017**Rede/Red: **PB**IMD: **10.165**

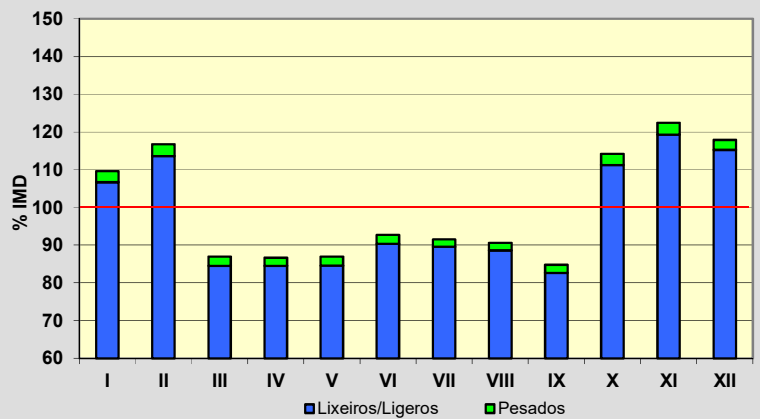
Nome/Nombre:

TiránIMDp: **257** I₃₀: **970**

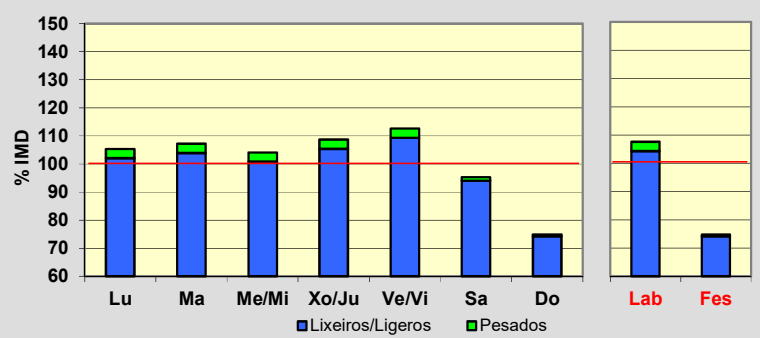
Treito/Tramo:

Cangas (PO-554) - Inicio Moaña% Pes.: **2,5** I₁₅₀: **917****Variación Mensual**

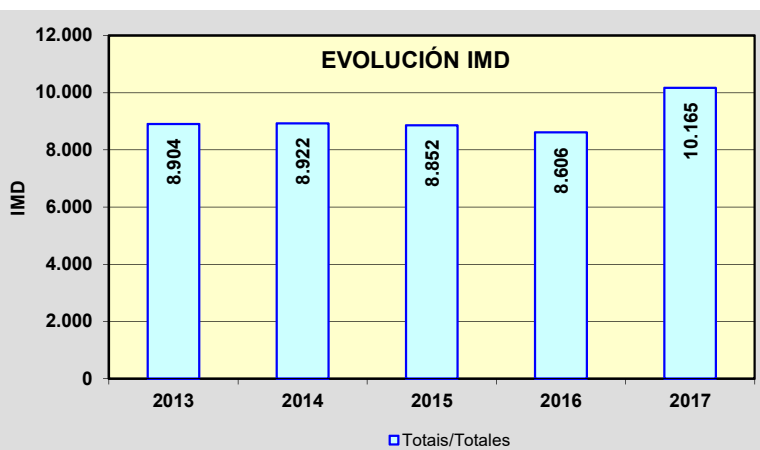
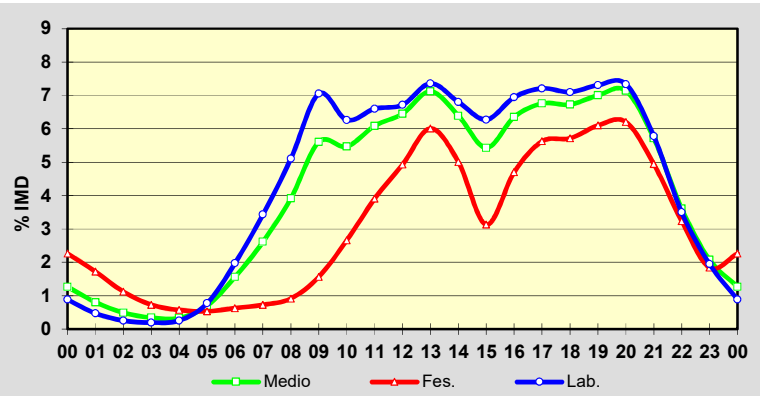
| | I.M.D. | % I.M.D. | % Pes. |
|------|--------|----------|--------|
| I | 11.140 | 109,59 | 2,7 |
| II | 11.871 | 116,78 | 2,7 |
| III | 8.841 | 86,97 | 2,9 |
| IV | 8.811 | 86,68 | 2,5 |
| V | 8.840 | 86,97 | 2,8 |
| VI | 9.424 | 92,71 | 2,6 |
| VII | 9.302 | 91,51 | 2,2 |
| VIII | 9.210 | 90,61 | 2,2 |
| IX | 8.621 | 84,81 | 2,6 |
| X | 11.607 | 114,19 | 2,6 |
| XI | 12.447 | 122,45 | 2,6 |
| XII | 11.982 | 117,88 | 2,2 |

**Semana Media**

| | I.M.D. | % I.M.D. | % Pes. |
|-------|--------|----------|--------|
| Lu | 10.703 | 105,29 | 3,1 |
| Ma | 10.894 | 107,17 | 3,0 |
| Me/Mi | 10.586 | 104,14 | 3,1 |
| Xo/Ju | 11.053 | 108,74 | 3,1 |
| Ve/Vi | 11.448 | 112,62 | 2,9 |
| Sa | 9.688 | 95,31 | 1,3 |
| Do | 7.612 | 74,88 | 0,9 |
| Lab | 10.936 | 107,58 | 3,0 |
| Fes | 7.602 | 74,79 | 0,9 |

**Día Medio**

| | Lab. | Fes. | Medio |
|--------------|---------------|--------------|---------------|
| 00 | 90 | 230 | 129 |
| 01 | 48 | 175 | 82 |
| 02 | 26 | 114 | 50 |
| 03 | 20 | 74 | 35 |
| 04 | 26 | 58 | 34 |
| 05 | 79 | 54 | 71 |
| 06 | 201 | 64 | 159 |
| 07 | 349 | 74 | 266 |
| 08 | 519 | 93 | 398 |
| 09 | 717 | 159 | 570 |
| 10 | 637 | 270 | 556 |
| 11 | 671 | 397 | 619 |
| 12 | 683 | 501 | 656 |
| 13 | 748 | 611 | 724 |
| 14 | 692 | 509 | 650 |
| 15 | 638 | 318 | 552 |
| 16 | 706 | 478 | 646 |
| 17 | 733 | 572 | 687 |
| 18 | 722 | 581 | 684 |
| 19 | 743 | 620 | 712 |
| 20 | 746 | 631 | 726 |
| 21 | 588 | 503 | 581 |
| 22 | 356 | 329 | 367 |
| 23 | 198 | 187 | 211 |
| Total | 10.936 | 7.602 | 10.165 |



Estación: **PO-551(32)**Tipo: **PER****MEMORIA DE AFOROS 2017**Rede/Red: **PB**IMD: **14.309**

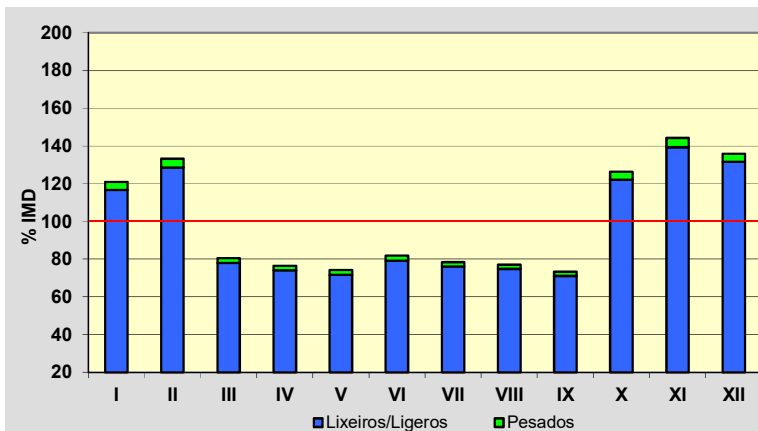
Nome/Nombre:

DomaioIMDp: **469** I₃₀: **1.691**

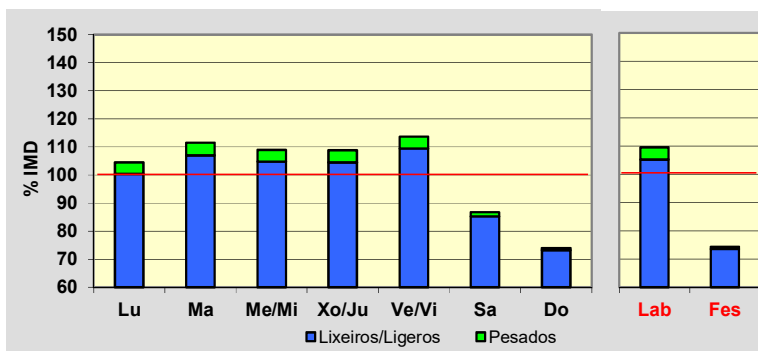
Treito/Tramo:

Meira (Estda. Dep) - Rande (N-554)% Pes.: **3,3** I₁₅₀: **1.580****Variación Mensual**

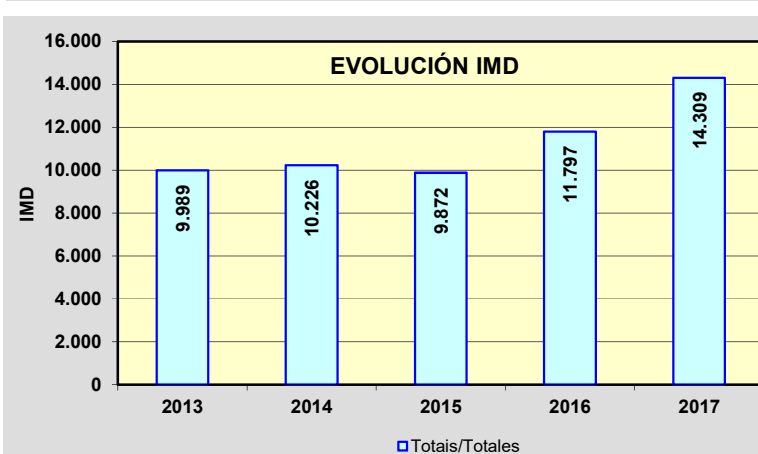
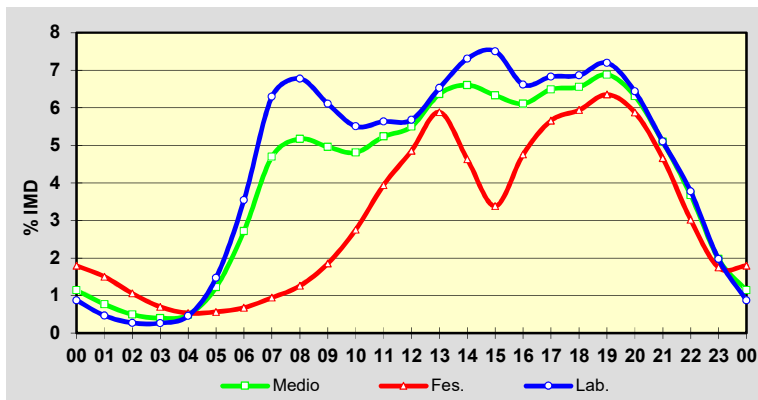
| | I.M.D. | % I.M.D. | % Pes. |
|------|--------|----------|--------|
| I | 17.305 | 120,94 | 3,6 |
| II | 19.055 | 133,17 | 3,5 |
| III | 11.527 | 80,56 | 3,3 |
| IV | 10.940 | 76,46 | 3,1 |
| V | 10.623 | 74,24 | 3,5 |
| VI | 11.718 | 81,89 | 3,4 |
| VII | 11.212 | 78,36 | 2,8 |
| VIII | 11.020 | 77,01 | 2,9 |
| IX | 10.494 | 73,34 | 3,0 |
| X | 18.080 | 126,35 | 3,3 |
| XI | 20.651 | 144,32 | 3,5 |
| XII | 19.437 | 135,84 | 3,1 |

**Semana Media**

| | I.M.D. | % I.M.D. | % Pes. |
|-------|--------|----------|--------|
| Lu | 14.961 | 104,56 | 4,0 |
| Ma | 15.959 | 111,53 | 4,1 |
| Me/Mi | 15.593 | 108,97 | 3,8 |
| Xo/Ju | 15.573 | 108,83 | 3,9 |
| Ve/Vi | 16.266 | 113,68 | 3,8 |
| Sa | 12.419 | 86,79 | 1,8 |
| Do | 10.591 | 74,02 | 1,1 |
| Lab | 15.668 | 109,50 | 3,9 |
| Fes | 10.638 | 74,34 | 1,1 |

**Día Medio**

| | Lab. | Fes. | Medio |
|--------------|---------------|---------------|---------------|
| 00 | 125 | 257 | 163 |
| 01 | 67 | 215 | 110 |
| 02 | 39 | 151 | 71 |
| 03 | 38 | 100 | 57 |
| 04 | 66 | 76 | 70 |
| 05 | 211 | 81 | 175 |
| 06 | 507 | 97 | 389 |
| 07 | 901 | 135 | 672 |
| 08 | 970 | 180 | 740 |
| 09 | 874 | 265 | 710 |
| 10 | 788 | 394 | 688 |
| 11 | 806 | 564 | 749 |
| 12 | 813 | 695 | 787 |
| 13 | 934 | 842 | 911 |
| 14 | 1.046 | 662 | 945 |
| 15 | 1.074 | 484 | 906 |
| 16 | 947 | 681 | 874 |
| 17 | 977 | 810 | 929 |
| 18 | 982 | 850 | 938 |
| 19 | 1.030 | 909 | 985 |
| 20 | 921 | 841 | 903 |
| 21 | 730 | 667 | 729 |
| 22 | 540 | 432 | 526 |
| 23 | 282 | 250 | 282 |
| Total | 15.668 | 10.638 | 14.309 |



Estación: **PO-552(3)**Tipo: **COM****MEMORIA DE AFOROS 2017**Rede/Red: **PB**IMD: **14.302**

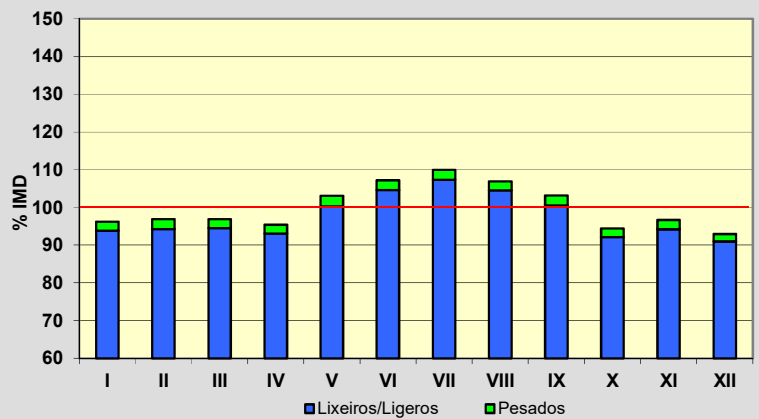
Nome/Nombre:

A XurelaIMDp: **352** I₃₀: **1.157**

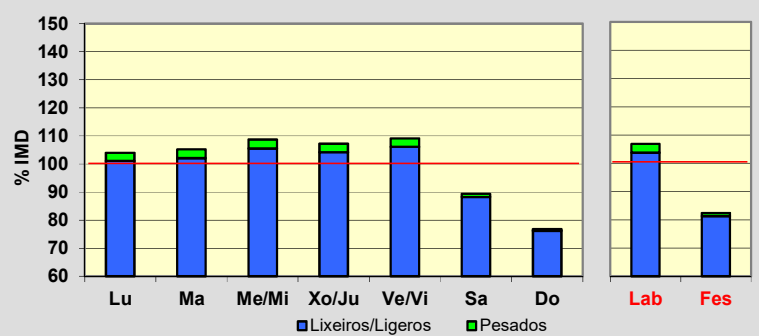
Treito/Tramo:

A Xurela (Estda. Dep) - Nigrán (PO-332)% Pes.: **2,5** I₁₅₀: **1.105****Variación Mensual**

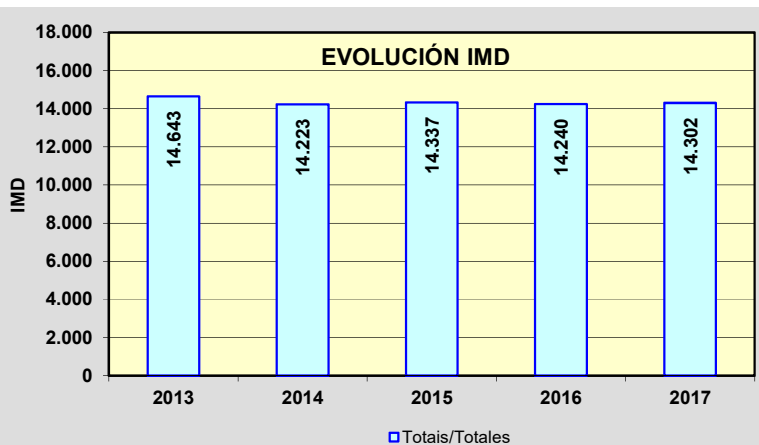
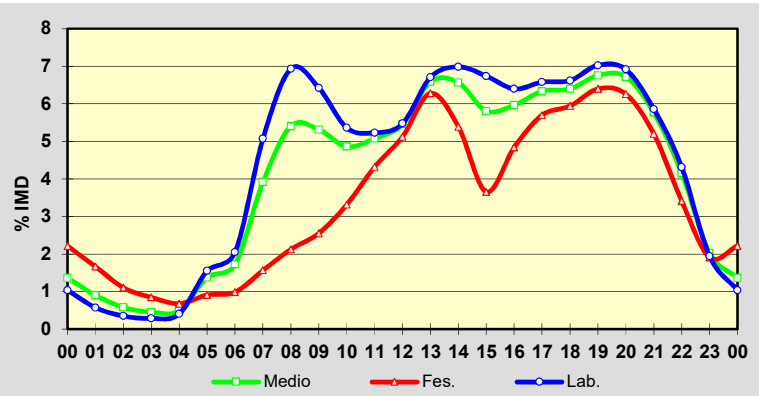
| | I.M.D. | % I.M.D. | % Pes. |
|------|--------|----------|--------|
| I | 13.765 | 96,25 | 2,5 |
| II | 13.859 | 96,90 | 2,7 |
| III | 13.856 | 96,88 | 2,5 |
| IV | 13.649 | 95,43 | 2,5 |
| V | 14.748 | 103,12 | 2,8 |
| VI | 15.330 | 107,19 | 2,5 |
| VII | 15.726 | 109,96 | 2,4 |
| VIII | 15.284 | 106,87 | 2,2 |
| IX | 14.754 | 103,16 | 2,5 |
| X | 13.510 | 94,46 | 2,5 |
| XI | 13.821 | 96,64 | 2,5 |
| XII | 13.294 | 92,95 | 2,1 |

**Semana Media**

| | I.M.D. | % I.M.D. | % Pes. |
|-------|--------|----------|--------|
| Lu | 14.879 | 104,03 | 2,9 |
| Ma | 15.047 | 105,21 | 3,0 |
| Me/Mi | 15.544 | 108,68 | 3,0 |
| Xo/Ju | 15.335 | 107,22 | 2,8 |
| Ve/Vi | 15.608 | 109,13 | 2,8 |
| Sa | 12.786 | 89,40 | 1,3 |
| Do | 10.990 | 76,84 | 0,8 |
| Lab | 15.280 | 106,84 | 2,9 |
| Fes | 11.784 | 82,39 | 1,3 |

**Día Medio**

| | Lab. | Fes. | Medio |
|--------------|---------------|---------------|---------------|
| 00 | 148 | 317 | 195 |
| 01 | 82 | 238 | 129 |
| 02 | 50 | 158 | 83 |
| 03 | 41 | 121 | 65 |
| 04 | 58 | 97 | 70 |
| 05 | 222 | 130 | 197 |
| 06 | 293 | 141 | 247 |
| 07 | 725 | 224 | 560 |
| 08 | 992 | 304 | 773 |
| 09 | 919 | 365 | 760 |
| 10 | 767 | 474 | 695 |
| 11 | 748 | 618 | 726 |
| 12 | 783 | 733 | 780 |
| 13 | 959 | 898 | 942 |
| 14 | 999 | 771 | 939 |
| 15 | 964 | 523 | 831 |
| 16 | 915 | 692 | 853 |
| 17 | 941 | 815 | 906 |
| 18 | 947 | 850 | 915 |
| 19 | 1.005 | 915 | 966 |
| 20 | 989 | 895 | 961 |
| 21 | 838 | 744 | 825 |
| 22 | 617 | 488 | 594 |
| 23 | 278 | 273 | 290 |
| Total | 15.280 | 11.784 | 14.302 |



Estación: **PO-552(19)**Tipo: **COM****MEMORIA DE AFOROS 2017**Rede/Red: **PB**IMD: **4.289**

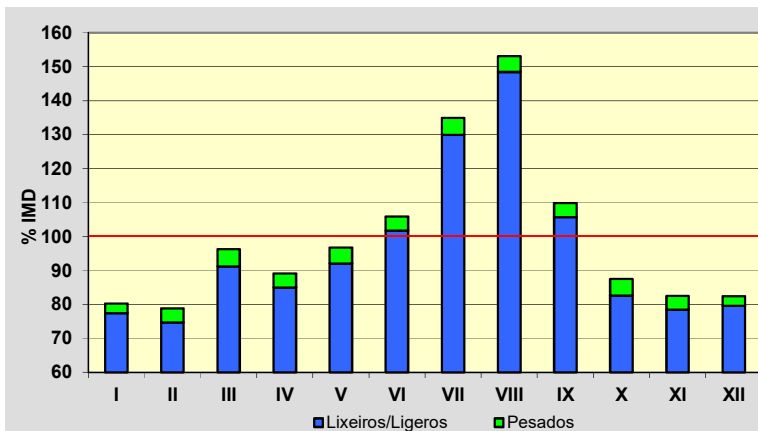
Nome/Nombre:

RocamarIMDp: **181** I₃₀: **635**

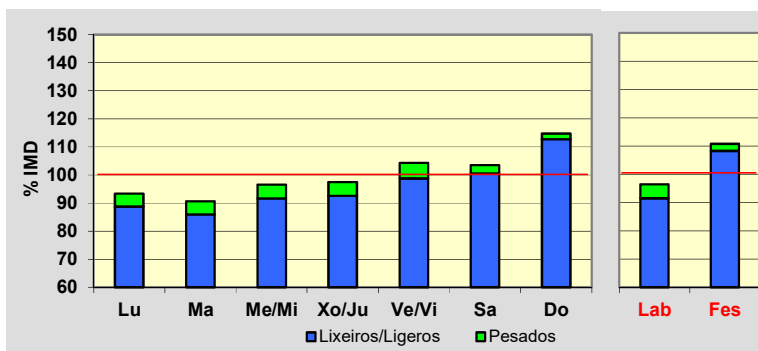
Treito/Tramo:

AG-57 - Oia (Estda. Dep)% Pes.: **4,2** I₁₅₀: **534****Variación Mensual**

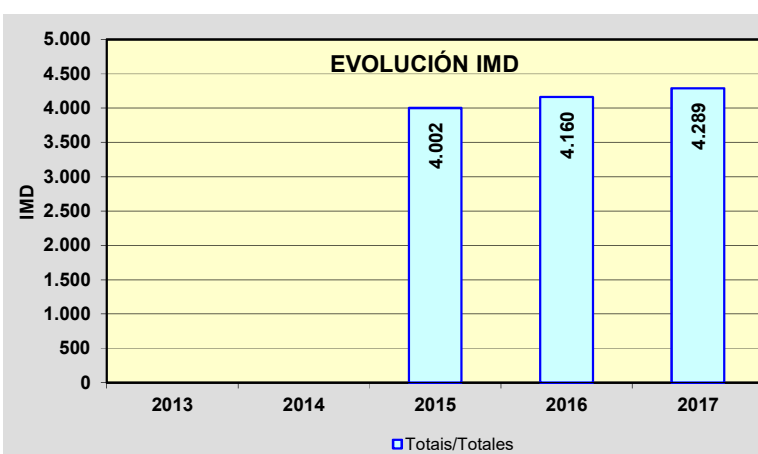
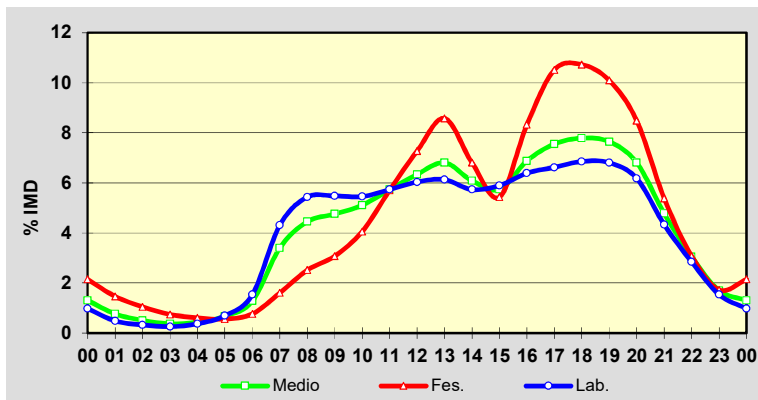
| | I.M.D. | % I.M.D. | % Pes. |
|------|--------|----------|--------|
| I | 3.442 | 80,25 | 3,5 |
| II | 3.383 | 78,88 | 5,3 |
| III | 4.130 | 96,29 | 5,3 |
| IV | 3.823 | 89,13 | 4,7 |
| V | 4.151 | 96,78 | 4,9 |
| VI | 4.541 | 105,88 | 3,9 |
| VII | 5.786 | 134,90 | 3,7 |
| VIII | 6.565 | 153,07 | 3,0 |
| IX | 4.713 | 109,89 | 3,8 |
| X | 3.752 | 87,48 | 5,6 |
| XI | 3.539 | 82,51 | 4,9 |
| XII | 3.536 | 82,44 | 3,5 |

**Semana Media**

| | I.M.D. | % I.M.D. | % Pes. |
|-------|--------|----------|--------|
| Lu | 4.003 | 93,33 | 4,9 |
| Ma | 3.890 | 90,70 | 5,3 |
| Me/Mi | 4.143 | 96,60 | 5,1 |
| Xo/Ju | 4.180 | 97,46 | 5,1 |
| Ve/Vi | 4.475 | 104,34 | 5,3 |
| Sa | 4.438 | 103,47 | 2,9 |
| Do | 4.921 | 114,74 | 1,7 |
| Lab | 4.137 | 96,46 | 5,1 |
| Fes | 4.750 | 110,75 | 2,3 |

**Día Medio**

| | Lab. | Fes. | Medio |
|----|--------------|--------------|--------------|
| 00 | 42 | 92 | 56 |
| 01 | 21 | 63 | 33 |
| 02 | 14 | 45 | 22 |
| 03 | 11 | 32 | 16 |
| 04 | 16 | 26 | 19 |
| 05 | 30 | 24 | 29 |
| 06 | 66 | 33 | 55 |
| 07 | 185 | 69 | 146 |
| 08 | 233 | 108 | 191 |
| 09 | 235 | 132 | 204 |
| 10 | 234 | 174 | 219 |
| 11 | 246 | 245 | 246 |
| 12 | 259 | 312 | 272 |
| 13 | 263 | 368 | 292 |
| 14 | 246 | 292 | 261 |
| 15 | 253 | 233 | 246 |
| 16 | 274 | 357 | 295 |
| 17 | 284 | 451 | 324 |
| 18 | 294 | 460 | 334 |
| 19 | 292 | 433 | 328 |
| 20 | 265 | 364 | 292 |
| 21 | 186 | 231 | 205 |
| 22 | 122 | 132 | 131 |
| 23 | 66 | 74 | 73 |
| | 4.137 | 4.750 | 4.289 |



Estación: **PO-552(60)**Tipo: **COM****MEMORIA DE AFOROS 2017**Rede/Red: **PB**IMD: **14.543**

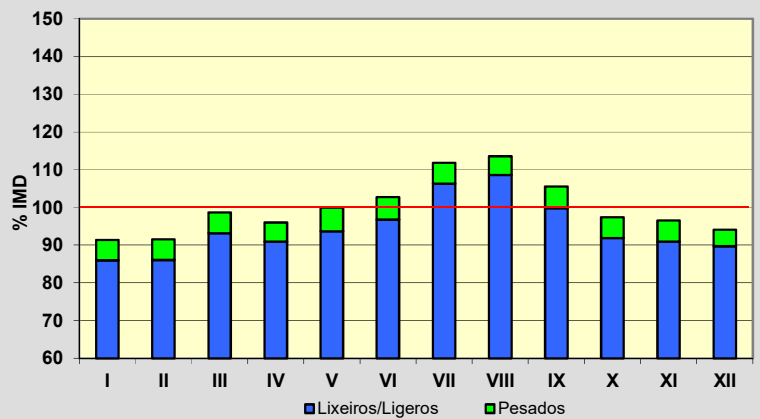
Nome/Nombre:

Forcadela (PO-552)IMDp: **793** I₃₀: **1.510**

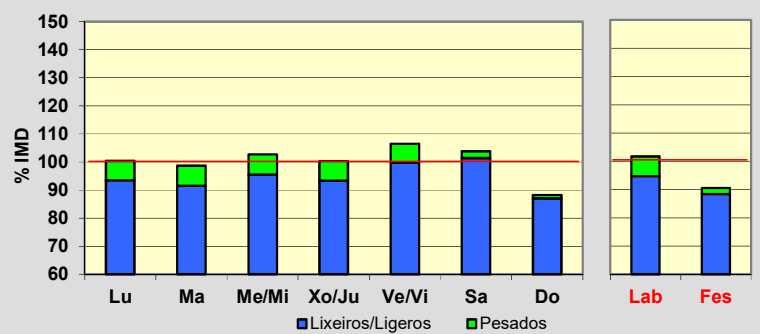
Treito/Tramo:

Goián (PO-553) - Vilar de Matos (PO-344)% Pes.: **5,5** I₁₅₀: **1.230****Variación Mensual**

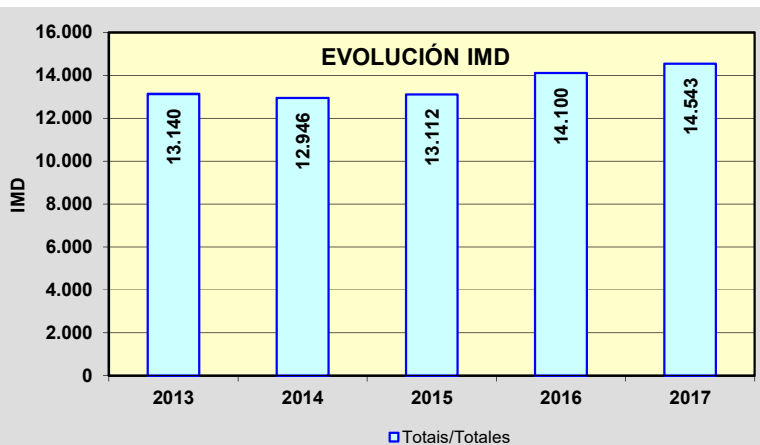
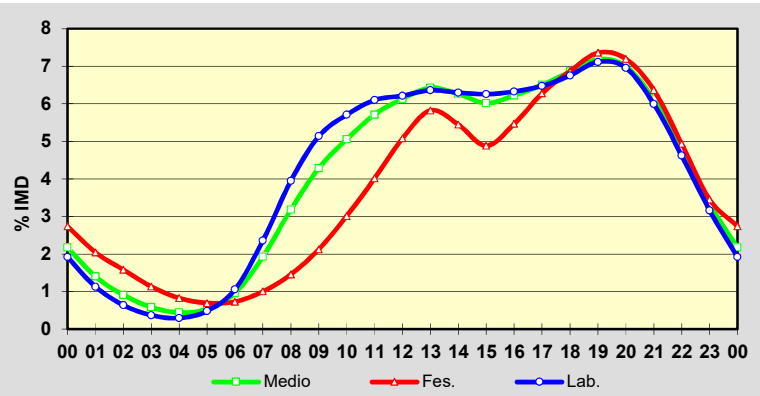
| | I.M.D. | % I.M.D. | % Pes. |
|------|--------|----------|--------|
| I | 13.286 | 91,36 | 5,8 |
| II | 13.313 | 91,54 | 5,9 |
| III | 14.348 | 98,66 | 5,6 |
| IV | 13.966 | 96,03 | 5,3 |
| V | 14.532 | 99,92 | 6,3 |
| VI | 14.940 | 102,73 | 5,8 |
| VII | 16.267 | 111,85 | 5,0 |
| VIII | 16.515 | 113,56 | 4,4 |
| IX | 15.346 | 105,52 | 5,4 |
| X | 14.166 | 97,41 | 5,7 |
| XI | 14.036 | 96,51 | 5,8 |
| XII | 13.683 | 94,09 | 4,7 |

**Semana Media**

| | I.M.D. | % I.M.D. | % Pes. |
|-------|--------|----------|--------|
| Lu | 14.605 | 100,43 | 6,9 |
| Ma | 14.346 | 98,65 | 7,1 |
| Me/Mi | 14.933 | 102,68 | 7,0 |
| Xo/Ju | 14.588 | 100,31 | 6,9 |
| Ve/Vi | 15.484 | 106,47 | 6,3 |
| Sa | 15.097 | 103,81 | 2,3 |
| Do | 12.828 | 88,21 | 1,3 |
| Lab | 14.788 | 101,68 | 6,8 |
| Fes | 13.164 | 90,52 | 2,4 |

**Día Medio**

| | Lab. | Fes. | Medio |
|--------------|---------------|---------------|---------------|
| 00 | 279 | 398 | 316 |
| 01 | 164 | 297 | 204 |
| 02 | 93 | 230 | 132 |
| 03 | 54 | 165 | 85 |
| 04 | 43 | 120 | 64 |
| 05 | 70 | 101 | 78 |
| 06 | 154 | 106 | 140 |
| 07 | 343 | 146 | 281 |
| 08 | 574 | 212 | 463 |
| 09 | 747 | 309 | 623 |
| 10 | 830 | 438 | 735 |
| 11 | 887 | 584 | 831 |
| 12 | 904 | 739 | 892 |
| 13 | 925 | 847 | 935 |
| 14 | 916 | 792 | 911 |
| 15 | 910 | 710 | 875 |
| 16 | 920 | 795 | 905 |
| 17 | 942 | 913 | 946 |
| 18 | 982 | 999 | 997 |
| 19 | 1.035 | 1.070 | 1.045 |
| 20 | 1.012 | 1.047 | 1.018 |
| 21 | 872 | 926 | 889 |
| 22 | 672 | 718 | 694 |
| 23 | 460 | 502 | 484 |
| Total | 14.788 | 13.164 | 14.543 |



Estación: **PO-840(68)**Tipo: **PER****MEMORIA DE AFOROS 2017**Rede/Red: **PB**IMD: **3.142**

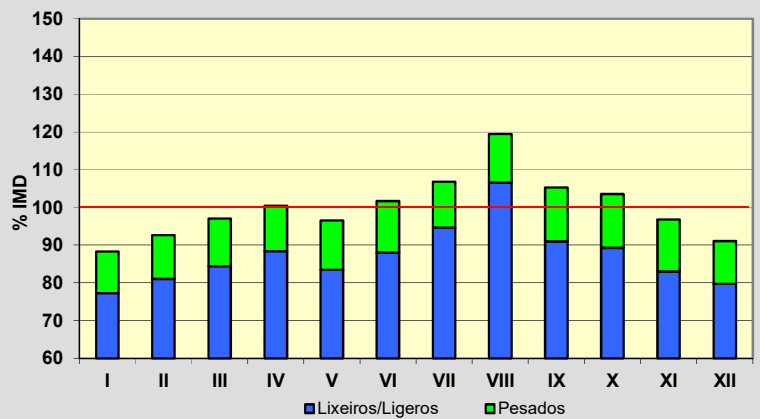
Nome/Nombre:

AgoladaIMDp: **400** I₃₀: **325**

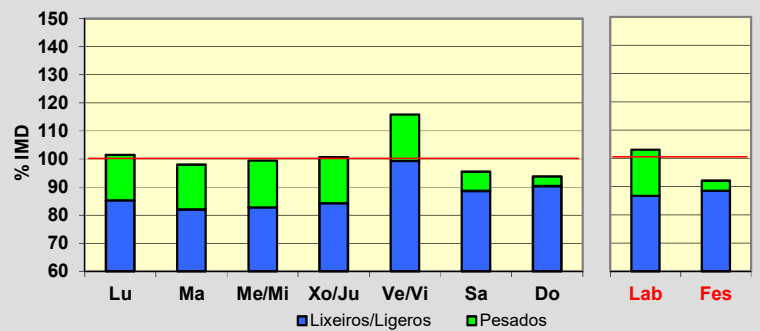
Treito/Tramo:

Lím. provincia - Agolada (N-640)% Pes.: **12,7** I₁₅₀: **288****Variación Mensual**

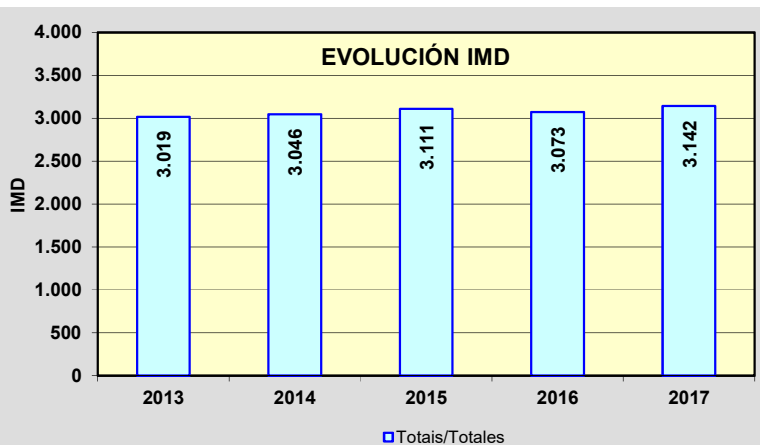
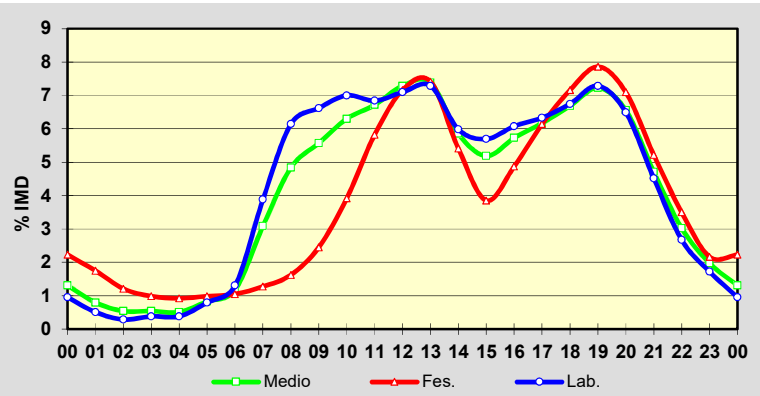
| | I.M.D. | % I.M.D. | % Pes. |
|------|--------|----------|--------|
| I | 2.774 | 88,29 | 12,5 |
| II | 2.910 | 92,62 | 12,5 |
| III | 3.048 | 97,01 | 13,0 |
| IV | 3.154 | 100,38 | 12,0 |
| V | 3.033 | 96,53 | 13,6 |
| VI | 3.195 | 101,69 | 13,5 |
| VII | 3.356 | 106,81 | 11,4 |
| VIII | 3.754 | 119,48 | 10,8 |
| IX | 3.306 | 105,22 | 13,6 |
| X | 3.253 | 103,53 | 13,8 |
| XI | 3.042 | 96,82 | 14,3 |
| XII | 2.862 | 91,09 | 12,5 |

**Semana Media**

| | I.M.D. | % I.M.D. | % Pes. |
|-------|--------|----------|--------|
| Lu | 3.188 | 101,46 | 16,0 |
| Ma | 3.079 | 97,99 | 16,3 |
| Me/Mi | 3.123 | 99,40 | 16,8 |
| Xo/Ju | 3.164 | 100,70 | 16,3 |
| Ve/Vi | 3.639 | 115,82 | 14,3 |
| Sa | 3.000 | 95,48 | 7,1 |
| Do | 2.945 | 93,73 | 3,6 |
| Lab | 3.237 | 103,02 | 15,9 |
| Fes | 2.893 | 92,08 | 3,9 |

**Día Medio**

| | Lab. | Fes. | Medio |
|----|--------------|--------------|--------------|
| 00 | 30 | 70 | 41 |
| 01 | 16 | 55 | 25 |
| 02 | 9 | 38 | 17 |
| 03 | 12 | 31 | 17 |
| 04 | 12 | 29 | 16 |
| 05 | 25 | 31 | 26 |
| 06 | 41 | 33 | 37 |
| 07 | 122 | 40 | 97 |
| 08 | 193 | 51 | 152 |
| 09 | 208 | 77 | 175 |
| 10 | 220 | 123 | 198 |
| 11 | 215 | 183 | 211 |
| 12 | 223 | 225 | 229 |
| 13 | 229 | 233 | 232 |
| 14 | 188 | 170 | 184 |
| 15 | 179 | 121 | 163 |
| 16 | 191 | 153 | 180 |
| 17 | 199 | 193 | 194 |
| 18 | 212 | 225 | 210 |
| 19 | 229 | 247 | 227 |
| 20 | 204 | 223 | 206 |
| 21 | 142 | 164 | 148 |
| 22 | 84 | 110 | 95 |
| 23 | 54 | 68 | 62 |
| | 3.237 | 2.893 | 3.142 |



Estación: **PO-841(12)**Tipo: **PER**

MEMORIA DE AFOROS 2017

Rede/Red: **PB**IMD: **9.517**

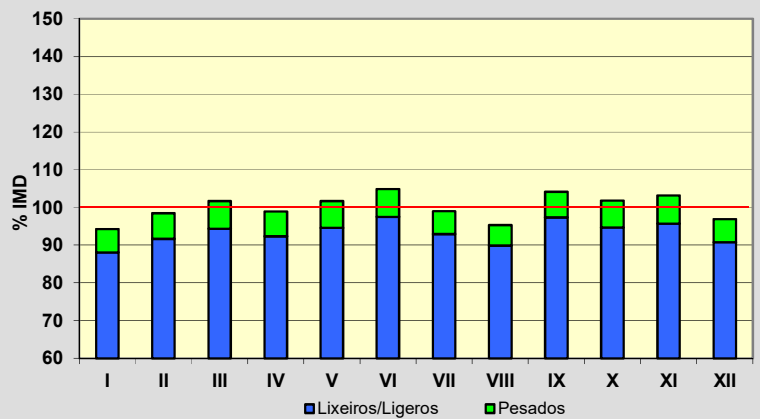
Nome/Nombre:

Pontevea SurIMDp: **638** I₃₀: **921**

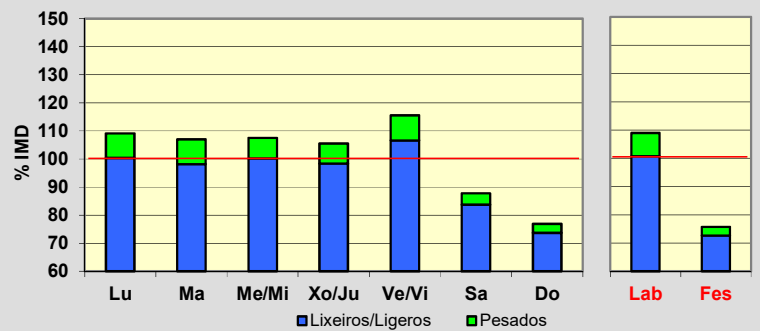
Treito/Tramo:

Pontevea - Baloiira (PO-182)% Pes.: **6,7** I₁₅₀: **841****Variación Mensual**

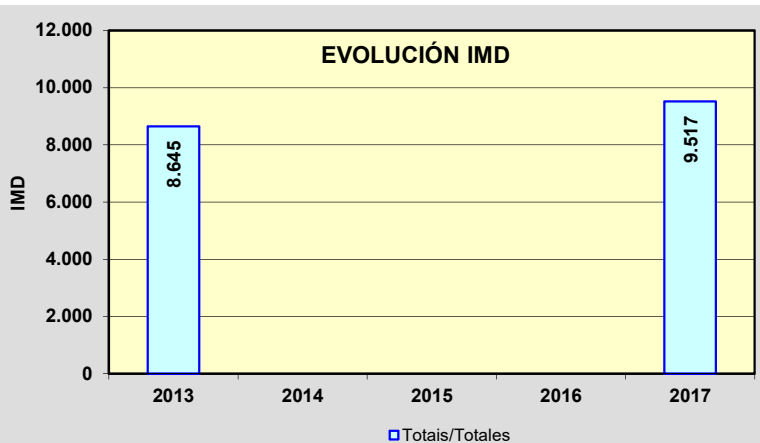
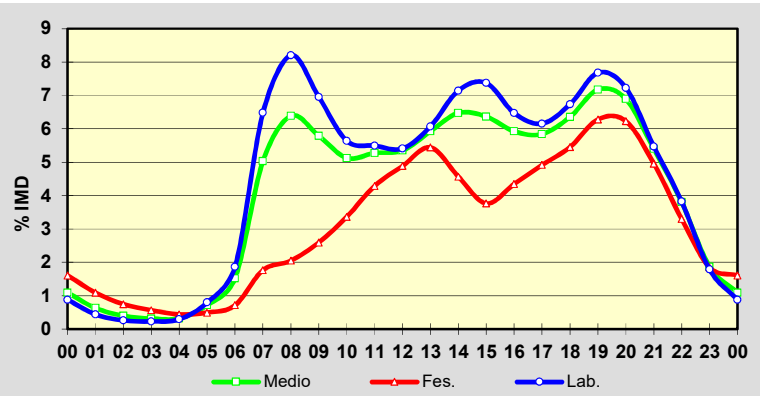
| | I.M.D. | % I.M.D. | % Pes. |
|------|--------|----------|--------|
| I | 8.972 | 94,27 | 6,6 |
| II | 9.373 | 98,49 | 6,9 |
| III | 9.676 | 101,67 | 7,2 |
| IV | 9.416 | 98,94 | 6,7 |
| V | 9.675 | 101,66 | 7,0 |
| VI | 9.980 | 104,86 | 7,0 |
| VII | 9.422 | 99,00 | 6,1 |
| VIII | 9.070 | 95,30 | 5,7 |
| IX | 9.913 | 104,16 | 6,5 |
| X | 9.693 | 101,85 | 7,0 |
| XI | 9.815 | 103,13 | 7,2 |
| XII | 9.218 | 96,86 | 6,3 |

**Semana Media**

| | I.M.D. | % I.M.D. | % Pes. |
|-------|--------|----------|--------|
| Lu | 10.389 | 109,16 | 8,0 |
| Ma | 10.188 | 107,05 | 8,3 |
| Me/Mi | 10.237 | 107,57 | 6,9 |
| Xo/Ju | 10.039 | 105,48 | 6,7 |
| Ve/Vi | 10.993 | 115,51 | 7,7 |
| Sa | 8.348 | 87,72 | 4,6 |
| Do | 7.317 | 76,88 | 4,1 |
| Lab | 10.367 | 108,93 | 7,5 |
| Fes | 7.207 | 75,73 | 4,1 |

**Día Medio**

| | Lab. | Fes. | Medio |
|--------------|---------------|--------------|--------------|
| 00 | 84 | 153 | 104 |
| 01 | 42 | 104 | 60 |
| 02 | 25 | 71 | 38 |
| 03 | 22 | 54 | 30 |
| 04 | 28 | 42 | 31 |
| 05 | 76 | 47 | 68 |
| 06 | 178 | 68 | 145 |
| 07 | 617 | 168 | 479 |
| 08 | 781 | 195 | 608 |
| 09 | 662 | 247 | 551 |
| 10 | 537 | 320 | 488 |
| 11 | 523 | 408 | 502 |
| 12 | 515 | 465 | 509 |
| 13 | 578 | 518 | 564 |
| 14 | 680 | 435 | 616 |
| 15 | 702 | 358 | 606 |
| 16 | 616 | 414 | 564 |
| 17 | 586 | 468 | 556 |
| 18 | 641 | 519 | 605 |
| 19 | 731 | 598 | 683 |
| 20 | 688 | 593 | 656 |
| 21 | 521 | 472 | 514 |
| 22 | 364 | 314 | 362 |
| 23 | 170 | 176 | 178 |
| Total | 10.367 | 7.207 | 9.517 |



Estación: **VG-4.1(24)**Tipo: **COM**

MEMORIA DE AFOROS 2017

Rede/Red: **VAC**IMD: **9.464**

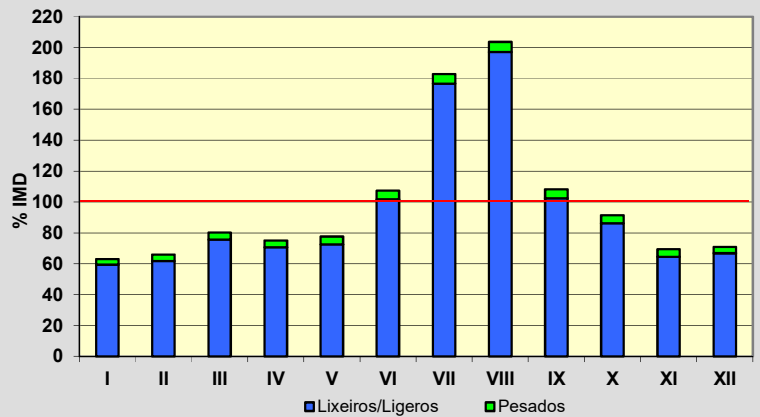
Nome/Nombre:

A Lanzada (VG)IMDp: **474** I₃₀: **1.687**

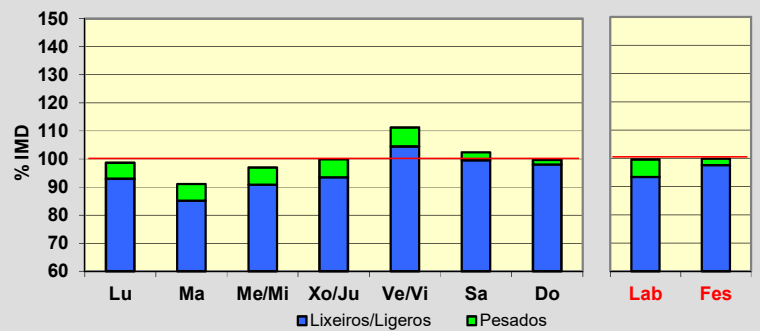
Treito/Tramo:

Enl. Portonovo - A Lanzada (PO-550)% Pes.: **5,0** I₁₅₀: **1.475****Variación Mensual**

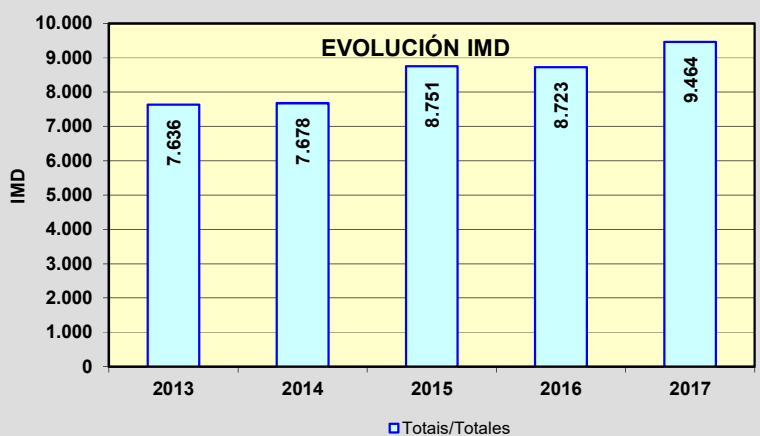
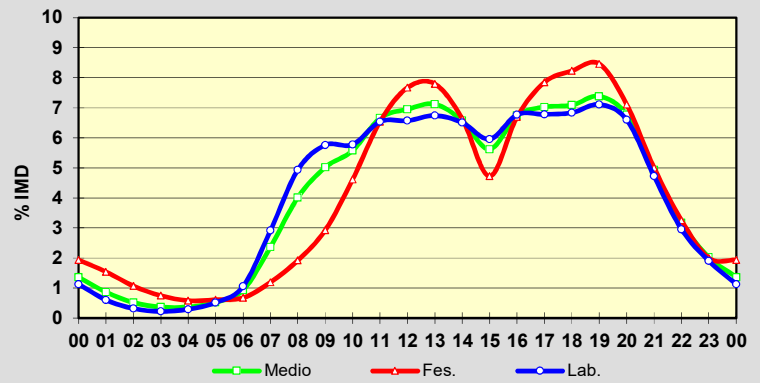
| | I.M.D. | % I.M.D. | % Pes. |
|------|--------|----------|--------|
| I | 5.962 | 63,00 | 5,8 |
| II | 6.241 | 65,94 | 6,3 |
| III | 7.591 | 80,21 | 5,8 |
| IV | 7.098 | 75,00 | 5,9 |
| V | 7.343 | 77,59 | 6,6 |
| VI | 10.153 | 107,28 | 5,3 |
| VII | 17.304 | 182,84 | 3,3 |
| VIII | 19.270 | 203,61 | 3,2 |
| IX | 10.244 | 108,24 | 5,3 |
| X | 8.663 | 91,54 | 5,8 |
| XI | 6.564 | 69,36 | 7,0 |
| XII | 6.697 | 70,76 | 5,5 |

**Semana Media**

| | I.M.D. | % I.M.D. | % Pes. |
|-------|--------|----------|--------|
| Lu | 9.342 | 98,71 | 5,8 |
| Ma | 8.622 | 91,10 | 6,5 |
| Me/Mi | 9.180 | 97,00 | 6,4 |
| Xo/Ju | 9.450 | 99,85 | 6,4 |
| Ve/Vi | 10.529 | 111,25 | 6,1 |
| Sa | 9.690 | 102,39 | 2,7 |
| Do | 9.434 | 99,68 | 1,7 |
| Lab | 9.421 | 99,55 | 6,2 |
| Fes | 9.446 | 99,81 | 2,3 |

**Día Medio**

| | Lab. | Fes. | Medio |
|----|--------------|--------------|--------------|
| 00 | 107 | 183 | 129 |
| 01 | 57 | 146 | 82 |
| 02 | 30 | 101 | 49 |
| 03 | 21 | 71 | 35 |
| 04 | 28 | 55 | 35 |
| 05 | 49 | 58 | 50 |
| 06 | 100 | 64 | 88 |
| 07 | 276 | 113 | 224 |
| 08 | 467 | 182 | 380 |
| 09 | 545 | 277 | 475 |
| 10 | 547 | 437 | 528 |
| 11 | 619 | 619 | 630 |
| 12 | 622 | 726 | 658 |
| 13 | 638 | 738 | 674 |
| 14 | 616 | 628 | 622 |
| 15 | 564 | 447 | 532 |
| 16 | 641 | 634 | 638 |
| 17 | 642 | 743 | 665 |
| 18 | 647 | 779 | 671 |
| 19 | 673 | 801 | 699 |
| 20 | 625 | 673 | 641 |
| 21 | 447 | 474 | 467 |
| 22 | 280 | 308 | 300 |
| 23 | 180 | 189 | 192 |
| | 9.421 | 9.446 | 9.464 |



Estación: **VG-4.2(1)**Tipo: **COM****MEMORIA DE AFOROS 2017**Rede/Red: **VAC**IMD: **13.145**

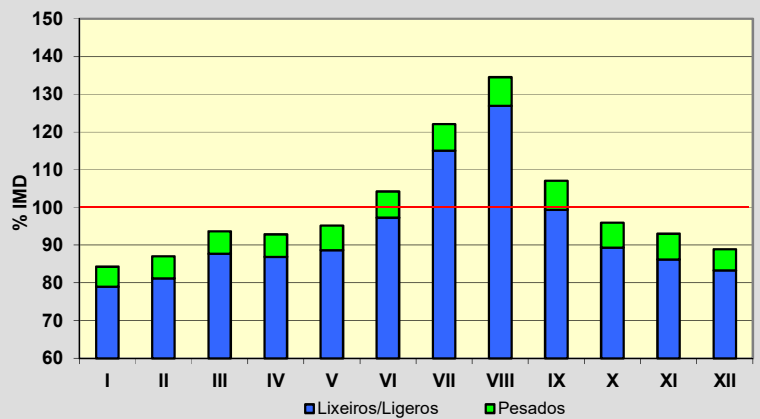
Nome/Nombre:

Barrantes (VG-4.2)IMDp: **853** I₃₀: **1.341**

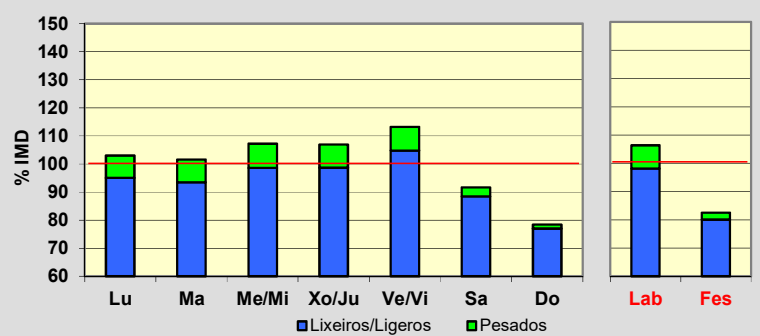
Treito/Tramo:

Glor. Barrantes - Cambados (PO-300)% Pes.: **6,5** I₁₅₀: **1.166****Variación Mensual**

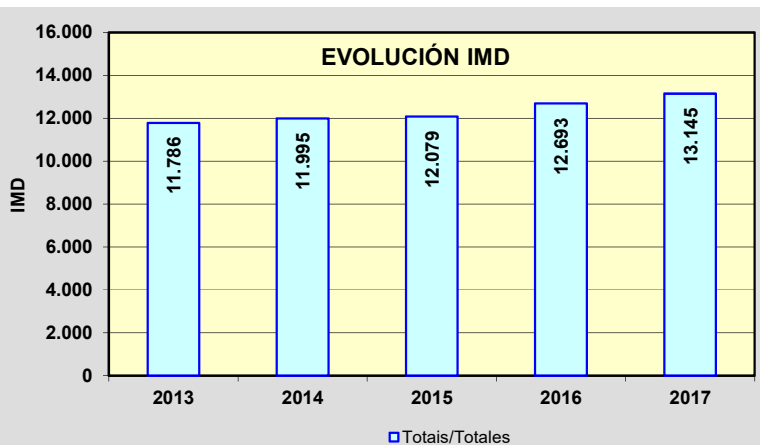
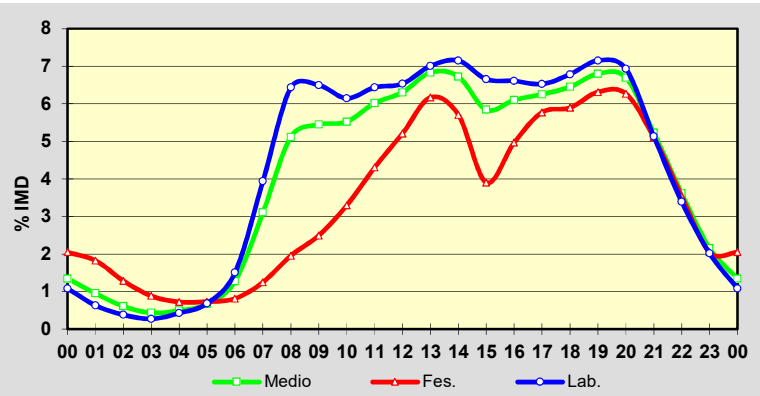
| | I.M.D. | % I.M.D. | % Pes. |
|------|--------|----------|--------|
| I | 11.079 | 84,28 | 6,3 |
| II | 11.442 | 87,04 | 6,7 |
| III | 12.312 | 93,66 | 6,4 |
| IV | 12.206 | 92,86 | 6,4 |
| V | 12.513 | 95,19 | 6,8 |
| VI | 13.696 | 104,19 | 6,7 |
| VII | 16.041 | 122,03 | 5,8 |
| VIII | 17.682 | 134,52 | 5,7 |
| IX | 14.072 | 107,05 | 7,2 |
| X | 12.610 | 95,93 | 6,8 |
| XI | 12.224 | 92,99 | 7,3 |
| XII | 11.689 | 88,92 | 6,3 |

**Semana Media**

| | I.M.D. | % I.M.D. | % Pes. |
|-------|--------|----------|--------|
| Lu | 13.535 | 102,97 | 7,7 |
| Ma | 13.349 | 101,55 | 7,9 |
| Me/Mi | 14.088 | 107,17 | 8,0 |
| Xo/Ju | 14.055 | 106,92 | 7,7 |
| Ve/Vi | 14.885 | 113,24 | 7,5 |
| Sa | 12.046 | 91,64 | 3,5 |
| Do | 10.305 | 78,39 | 1,8 |
| Lab | 13.978 | 106,34 | 7,7 |
| Fes | 10.846 | 82,51 | 3,0 |

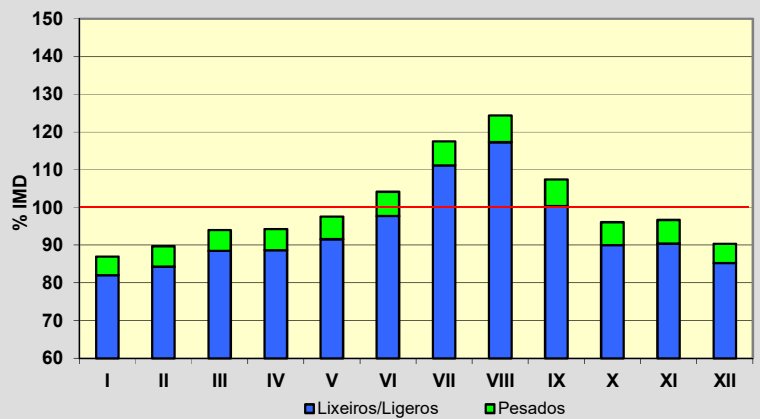
**Día Medio**

| | Lab. | Fes. | Medio |
|--------------|---------------|---------------|---------------|
| 00 | 142 | 269 | 177 |
| 01 | 83 | 240 | 125 |
| 02 | 50 | 169 | 80 |
| 03 | 36 | 116 | 57 |
| 04 | 56 | 95 | 65 |
| 05 | 90 | 96 | 88 |
| 06 | 198 | 107 | 168 |
| 07 | 518 | 164 | 408 |
| 08 | 846 | 257 | 673 |
| 09 | 854 | 328 | 716 |
| 10 | 808 | 433 | 726 |
| 11 | 846 | 566 | 791 |
| 12 | 859 | 685 | 829 |
| 13 | 921 | 811 | 898 |
| 14 | 940 | 750 | 884 |
| 15 | 875 | 513 | 768 |
| 16 | 869 | 653 | 802 |
| 17 | 858 | 759 | 822 |
| 18 | 892 | 775 | 848 |
| 19 | 940 | 830 | 894 |
| 20 | 911 | 824 | 880 |
| 21 | 675 | 672 | 688 |
| 22 | 446 | 465 | 475 |
| 23 | 265 | 269 | 283 |
| Total | 13.978 | 10.846 | 13.145 |

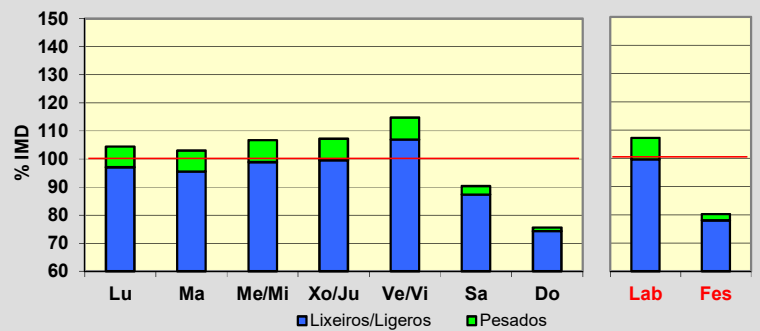


Estación: **VG-4.3(0)**Tipo: **COM****MEMORIA DE AFOROS 2017**Rede/Red: **VAC**IMD: **13.584**Nome/Nombre: **Cambados (VG-4.3)**IMDp: **814** I₃₀: **1.294**Treito/Tramo: **Cambados (PO-300) - Enl. Cambados (PO-549)**% Pes.: **6,0** I₁₅₀: **1.157****Variación Mensual**

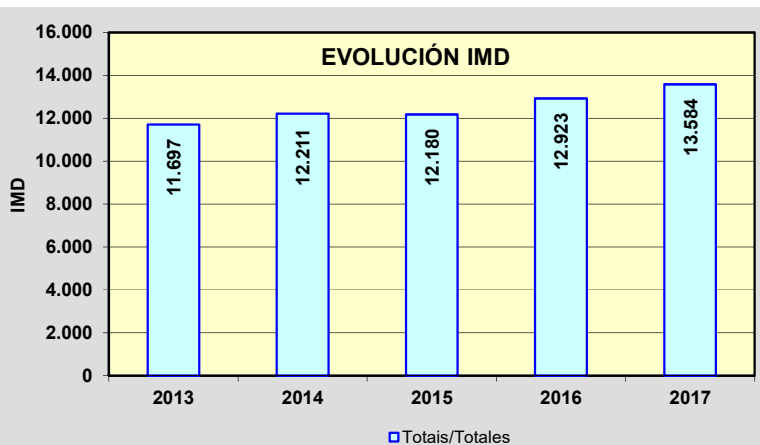
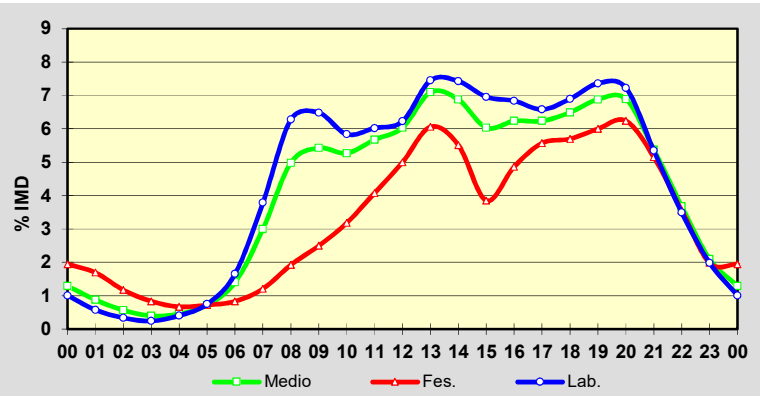
| | I.M.D. | % I.M.D. | % Pes. |
|------|--------|----------|--------|
| I | 11.817 | 86,99 | 5,7 |
| II | 12.190 | 89,74 | 6,1 |
| III | 12.771 | 94,02 | 5,9 |
| IV | 12.803 | 94,25 | 5,9 |
| V | 13.257 | 97,59 | 6,1 |
| VI | 14.146 | 104,14 | 6,2 |
| VII | 15.965 | 117,53 | 5,4 |
| VIII | 16.898 | 124,40 | 5,7 |
| IX | 14.587 | 107,38 | 6,6 |
| X | 13.047 | 96,05 | 6,3 |
| XI | 13.129 | 96,65 | 6,5 |
| XII | 12.269 | 90,32 | 5,6 |

**Semana Media**

| | I.M.D. | % I.M.D. | % Pes. |
|-------|--------|----------|--------|
| Lu | 14.183 | 104,41 | 7,0 |
| Ma | 13.992 | 103,00 | 7,2 |
| Me/Mi | 14.500 | 106,74 | 7,3 |
| Xo/Ju | 14.570 | 107,26 | 7,2 |
| Ve/Vi | 15.586 | 114,74 | 6,8 |
| Sa | 12.271 | 90,33 | 3,3 |
| Do | 10.268 | 75,59 | 1,7 |
| Lab | 14.562 | 107,20 | 7,1 |
| Fes | 10.899 | 80,23 | 2,8 |

**Día Medio**

| | Lab. | Fes. | Medio |
|--------------|---------------|---------------|---------------|
| 00 | 137 | 264 | 175 |
| 01 | 78 | 230 | 119 |
| 02 | 46 | 159 | 77 |
| 03 | 33 | 113 | 54 |
| 04 | 55 | 91 | 62 |
| 05 | 102 | 98 | 98 |
| 06 | 225 | 113 | 190 |
| 07 | 515 | 164 | 407 |
| 08 | 853 | 261 | 677 |
| 09 | 881 | 339 | 737 |
| 10 | 793 | 432 | 716 |
| 11 | 818 | 554 | 771 |
| 12 | 846 | 679 | 820 |
| 13 | 1.012 | 823 | 964 |
| 14 | 1.009 | 749 | 934 |
| 15 | 945 | 523 | 820 |
| 16 | 929 | 661 | 847 |
| 17 | 894 | 757 | 847 |
| 18 | 937 | 774 | 882 |
| 19 | 1.000 | 815 | 935 |
| 20 | 982 | 848 | 936 |
| 21 | 727 | 700 | 731 |
| 22 | 475 | 483 | 500 |
| 23 | 270 | 269 | 285 |
| Total | 14.562 | 10.899 | 13.584 |



Estación: **VG-4.3(4)**Tipo: **PER****MEMORIA DE AFOROS 2017**Rede/Red: **VAC**IMD: **14.754**

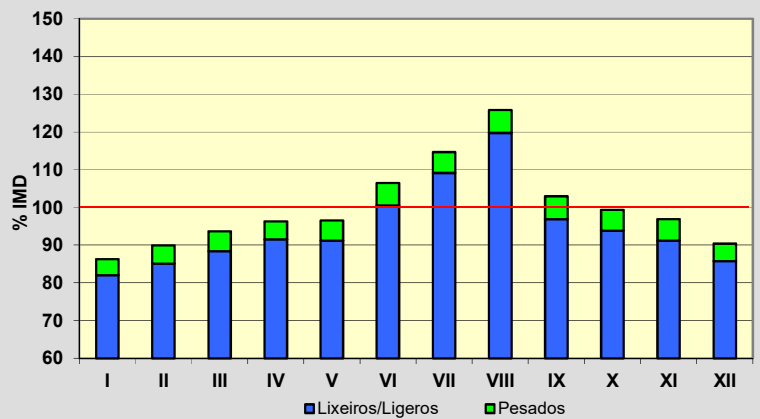
Nome/Nombre:

Enlace IllaIMDp: **782** I₃₀: **1.426**

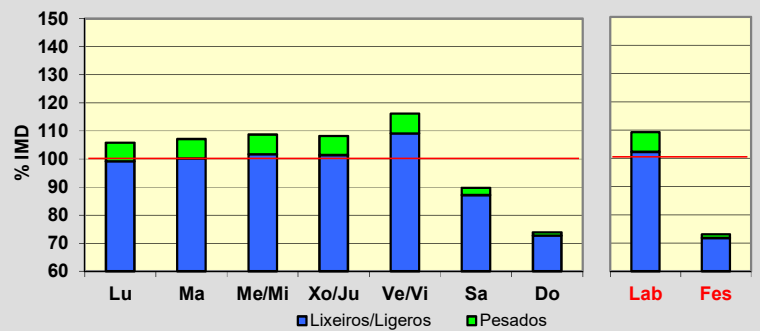
Treito/Tramo:

Enl. Illa de Arousa (PO-530) - Enl. Vilagarcía (PO-529)% Pes.: **5,3** I₁₅₀: **1.278****Variación Mensual**

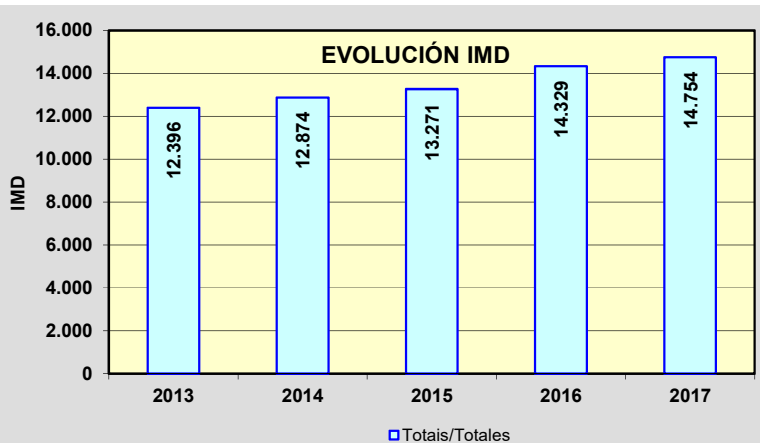
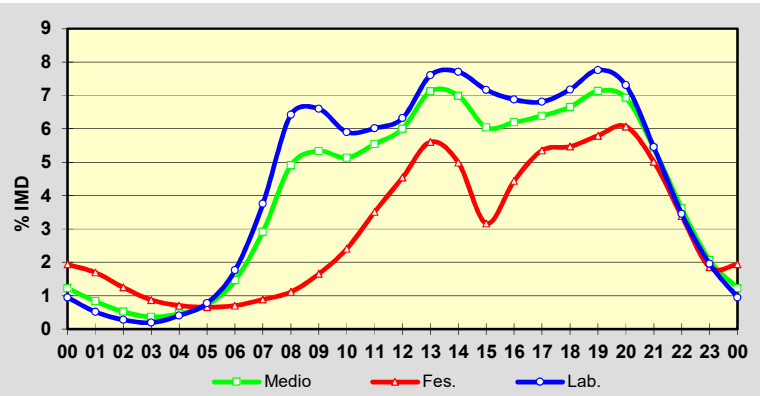
| | I.M.D. | % I.M.D. | % Pes. |
|------|--------|----------|--------|
| I | 12.733 | 86,30 | 5,0 |
| II | 13.273 | 89,96 | 5,4 |
| III | 13.819 | 93,66 | 5,6 |
| IV | 14.208 | 96,30 | 5,0 |
| V | 14.238 | 96,50 | 5,5 |
| VI | 15.704 | 106,44 | 5,5 |
| VII | 16.914 | 114,64 | 4,8 |
| VIII | 18.554 | 125,76 | 4,8 |
| IX | 15.185 | 102,92 | 5,8 |
| X | 14.661 | 99,37 | 5,6 |
| XI | 14.291 | 96,86 | 5,8 |
| XII | 13.332 | 90,36 | 5,1 |

**Semana Media**

| | I.M.D. | % I.M.D. | % Pes. |
|-------|--------|----------|--------|
| Lu | 15.606 | 105,77 | 6,2 |
| Ma | 15.807 | 107,14 | 6,5 |
| Me/Mi | 16.046 | 108,76 | 6,5 |
| Xo/Ju | 15.972 | 108,26 | 6,4 |
| Ve/Vi | 17.141 | 116,18 | 6,1 |
| Sa | 13.246 | 89,78 | 2,9 |
| Do | 10.906 | 73,92 | 1,7 |
| Lab | 16.111 | 109,20 | 6,3 |
| Fes | 10.783 | 73,09 | 1,8 |

**Día Medio**

| | Lab. | Fes. | Medio |
|----|---------------|---------------|---------------|
| 00 | 140 | 286 | 181 |
| 01 | 76 | 250 | 123 |
| 02 | 41 | 184 | 77 |
| 03 | 29 | 129 | 54 |
| 04 | 60 | 104 | 68 |
| 05 | 115 | 97 | 107 |
| 06 | 260 | 104 | 215 |
| 07 | 554 | 131 | 430 |
| 08 | 948 | 164 | 724 |
| 09 | 974 | 244 | 787 |
| 10 | 871 | 355 | 757 |
| 11 | 888 | 518 | 818 |
| 12 | 933 | 670 | 886 |
| 13 | 1.122 | 827 | 1.051 |
| 14 | 1.137 | 736 | 1.031 |
| 15 | 1.058 | 467 | 892 |
| 16 | 1.015 | 655 | 914 |
| 17 | 1.005 | 790 | 943 |
| 18 | 1.059 | 807 | 982 |
| 19 | 1.145 | 855 | 1.052 |
| 20 | 1.078 | 896 | 1.022 |
| 21 | 804 | 740 | 801 |
| 22 | 510 | 500 | 534 |
| 23 | 289 | 274 | 305 |
| | 16.111 | 10.783 | 14.754 |



Estación: **VG-4.4(0)**Tipo: **PER****MEMORIA DE AFOROS 2017**Rede/Red: **VAC**IMD: **8.858**

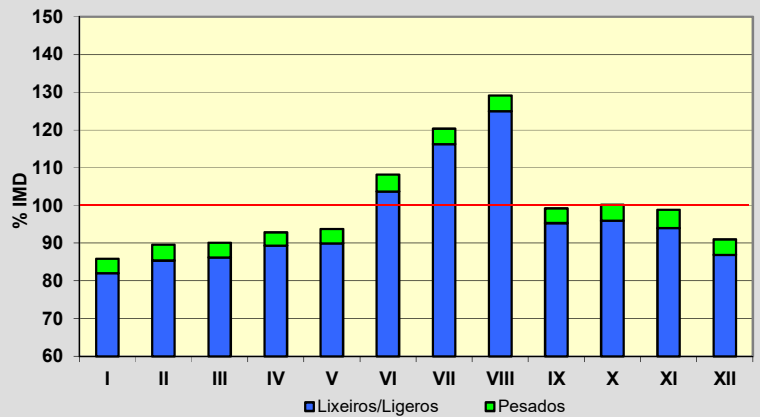
Nome/Nombre:

Marín (VG-4.4)IMDp: **362** I₃₀: **1.084**

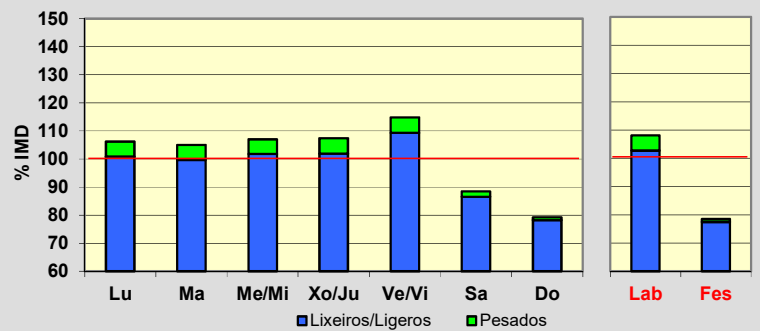
Treito/Tramo:

Lourizán (PO-12) - Enl. Casal (EP-0019)% Pes.: **4,1** I₁₅₀: **867****Variación Mensual**

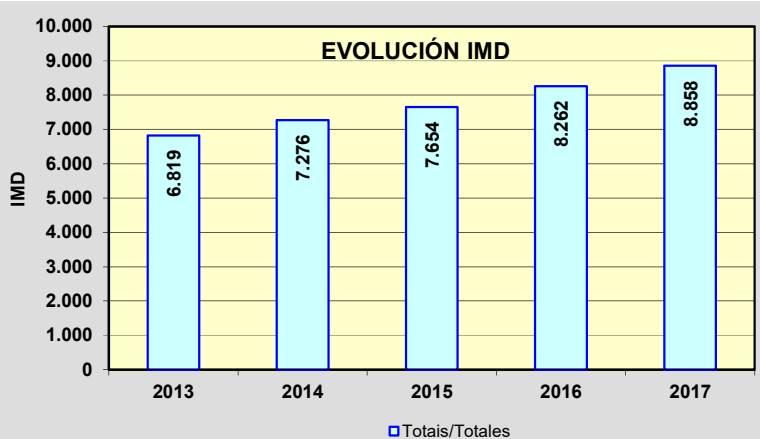
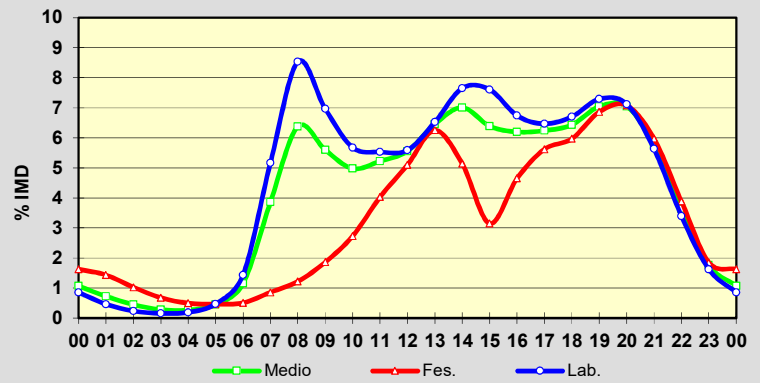
| | I.M.D. | % I.M.D. | % Pes. |
|------|--------|----------|--------|
| I | 7.605 | 85,85 | 4,5 |
| II | 7.932 | 89,55 | 4,6 |
| III | 7.983 | 90,12 | 4,3 |
| IV | 8.227 | 92,88 | 3,8 |
| V | 8.302 | 93,72 | 4,1 |
| VI | 9.580 | 108,15 | 4,1 |
| VII | 10.657 | 120,31 | 3,4 |
| VIII | 11.440 | 129,15 | 3,2 |
| IX | 8.788 | 99,21 | 3,9 |
| X | 8.875 | 100,19 | 4,3 |
| XI | 8.757 | 98,86 | 5,0 |
| XII | 8.058 | 90,97 | 4,5 |

**Semana Media**

| | I.M.D. | % I.M.D. | % Pes. |
|-------|--------|----------|--------|
| Lu | 9.404 | 106,16 | 5,0 |
| Ma | 9.301 | 105,00 | 5,1 |
| Me/Mi | 9.480 | 107,02 | 4,9 |
| Xo/Ju | 9.517 | 107,44 | 5,1 |
| Ve/Vi | 10.170 | 114,81 | 4,8 |
| Sa | 7.835 | 88,45 | 2,1 |
| Do | 7.017 | 79,22 | 1,3 |
| Lab | 9.572 | 108,06 | 5,0 |
| Fes | 6.951 | 78,47 | 1,3 |

**Día Medio**

| | Lab. | Fes. | Medio |
|--------------|--------------|--------------|--------------|
| 00 | 76 | 144 | 95 |
| 01 | 41 | 127 | 64 |
| 02 | 21 | 91 | 40 |
| 03 | 14 | 60 | 25 |
| 04 | 17 | 44 | 24 |
| 05 | 42 | 41 | 40 |
| 06 | 127 | 45 | 102 |
| 07 | 458 | 76 | 342 |
| 08 | 756 | 108 | 565 |
| 09 | 617 | 165 | 496 |
| 10 | 503 | 242 | 441 |
| 11 | 490 | 357 | 463 |
| 12 | 495 | 452 | 492 |
| 13 | 578 | 554 | 572 |
| 14 | 678 | 455 | 621 |
| 15 | 674 | 279 | 566 |
| 16 | 597 | 412 | 549 |
| 17 | 573 | 498 | 553 |
| 18 | 594 | 529 | 570 |
| 19 | 646 | 608 | 624 |
| 20 | 631 | 627 | 624 |
| 21 | 499 | 529 | 512 |
| 22 | 301 | 344 | 322 |
| 23 | 144 | 164 | 156 |
| Total | 9.572 | 6.951 | 8.858 |

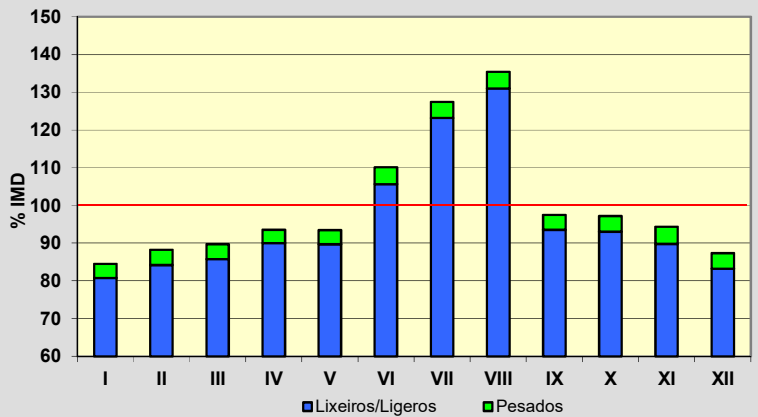


Estación: **VG-4.4(11)**Tipo: **PER**

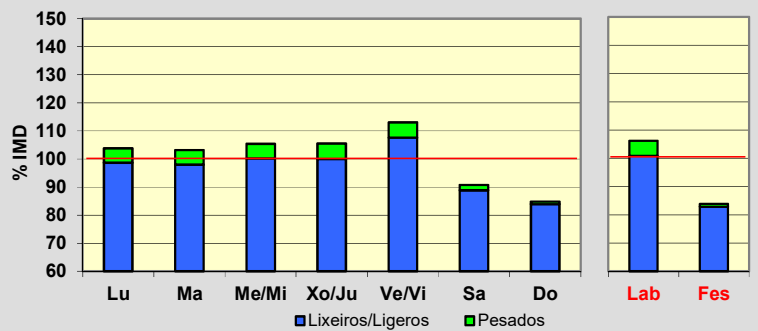
MEMORIA DE AFOROS 2017

Rede/Red: **VAC**IMD: **7.232**Nome/Nombre: **Ardán (VG-4.4)**IMDp: **294** I₃₀: **1.026**Treito/Tramo: **Enl. A Brea (EP-1202) - Ardán (PO-551)**% Pes.: **4,1** I₁₅₀: **740****Variación Mensual**

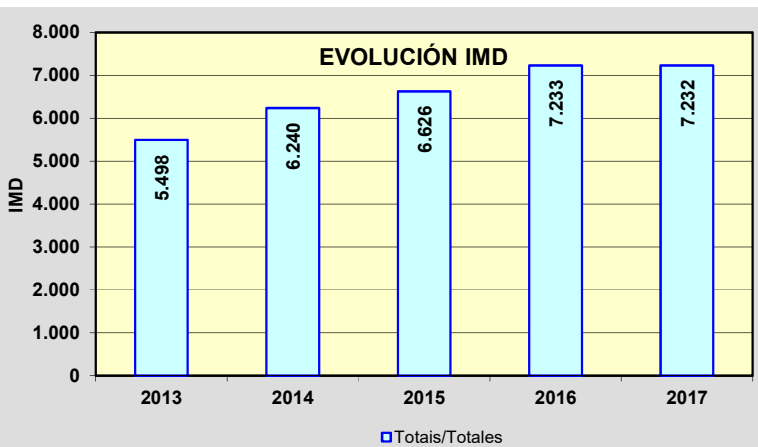
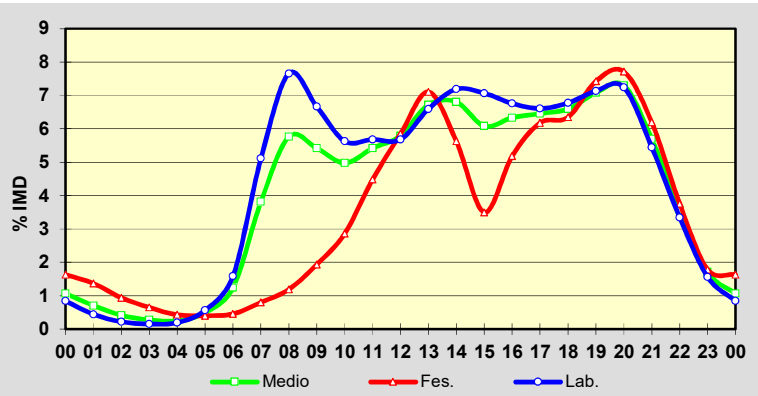
| | I.M.D. | % I.M.D. | % Pes. |
|------|--------|----------|--------|
| I | 6.111 | 84,50 | 4,4 |
| II | 6.380 | 88,22 | 4,6 |
| III | 6.488 | 89,71 | 4,4 |
| IV | 6.765 | 93,54 | 3,8 |
| V | 6.760 | 93,47 | 4,0 |
| VI | 7.963 | 110,11 | 4,0 |
| VII | 9.215 | 127,42 | 3,3 |
| VIII | 9.792 | 135,40 | 3,2 |
| IX | 7.048 | 97,46 | 4,0 |
| X | 7.030 | 97,21 | 4,3 |
| XI | 6.826 | 94,39 | 4,8 |
| XII | 6.316 | 87,33 | 4,7 |

**Semana Media**

| | I.M.D. | % I.M.D. | % Pes. |
|-------|--------|----------|--------|
| Lu | 7.507 | 103,80 | 5,0 |
| Ma | 7.462 | 103,18 | 5,1 |
| Me/Mi | 7.626 | 105,45 | 4,9 |
| Xo/Ju | 7.634 | 105,56 | 5,3 |
| Ve/Vi | 8.177 | 113,07 | 4,9 |
| Sa | 6.562 | 90,74 | 2,1 |
| Do | 6.135 | 84,83 | 1,1 |
| Lab | 7.679 | 106,18 | 5,0 |
| Fes | 6.062 | 83,82 | 1,1 |

**Día Medio**

| | Lab. | Fes. | Medio |
|----|--------------|--------------|--------------|
| 00 | 61 | 118 | 77 |
| 01 | 32 | 99 | 51 |
| 02 | 16 | 68 | 30 |
| 03 | 11 | 47 | 20 |
| 04 | 14 | 31 | 18 |
| 05 | 41 | 29 | 36 |
| 06 | 115 | 33 | 90 |
| 07 | 370 | 58 | 276 |
| 08 | 554 | 86 | 417 |
| 09 | 482 | 140 | 392 |
| 10 | 407 | 207 | 360 |
| 11 | 411 | 324 | 392 |
| 12 | 411 | 423 | 419 |
| 13 | 477 | 514 | 486 |
| 14 | 520 | 407 | 492 |
| 15 | 511 | 253 | 440 |
| 16 | 489 | 375 | 458 |
| 17 | 478 | 447 | 467 |
| 18 | 490 | 459 | 477 |
| 19 | 516 | 537 | 512 |
| 20 | 524 | 558 | 528 |
| 21 | 394 | 448 | 412 |
| 22 | 242 | 272 | 258 |
| 23 | 113 | 129 | 124 |
| | 7.679 | 6.062 | 7.232 |



Estación: **VG-4.5(2)**Tipo: **PER****MEMORIA DE AFOROS 2017**Rede/Red: **VAC**IMD: **5.422**

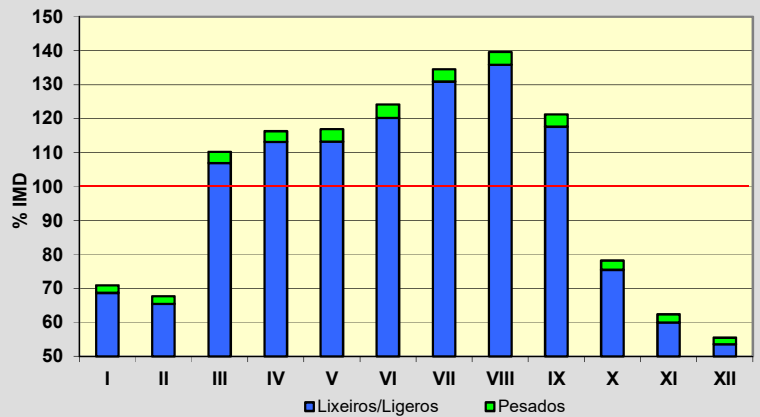
Nome/Nombre:

Colexio "A Rúa" (VG-4.5)IMDp: **165** I₃₀: **574**

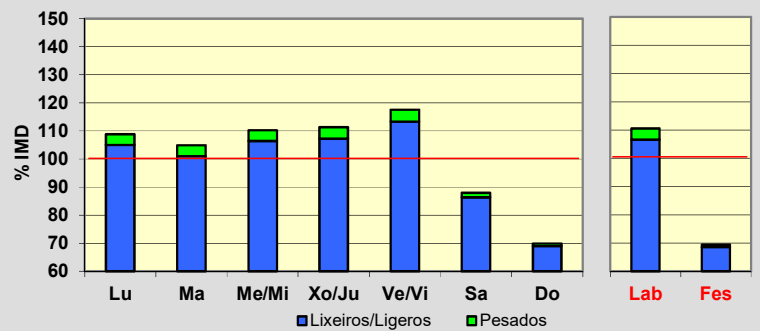
Treito/Tramo:

Enl. Estda. Dep - Cangas (PO-554)% Pes.: **3,0** I₁₅₀: **523****Variación Mensual**

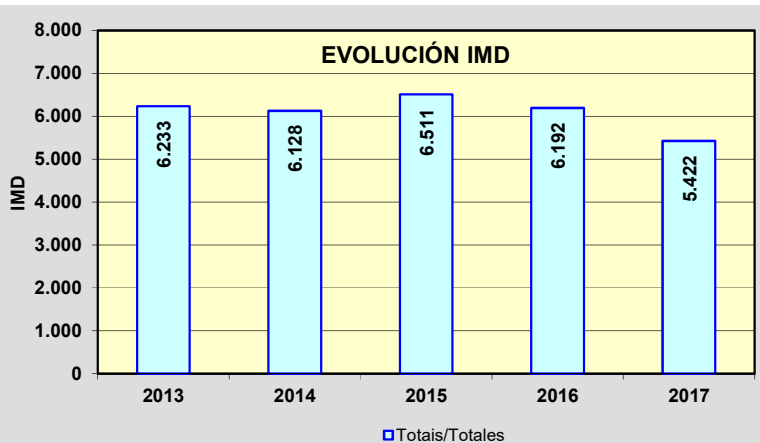
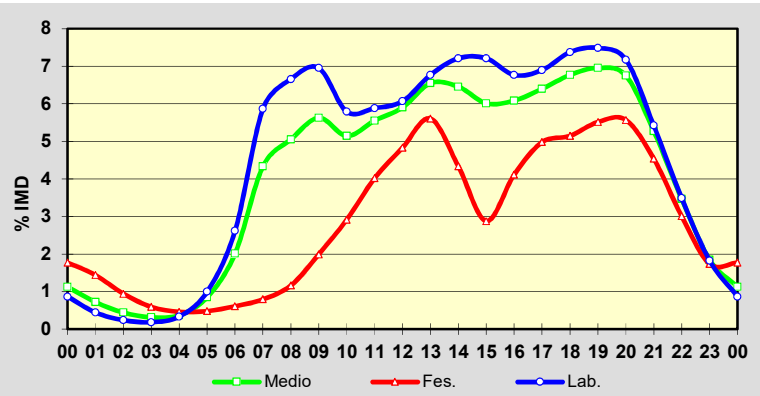
| | I.M.D. | % I.M.D. | % Pes. |
|------|--------|----------|--------|
| I | 3.843 | 70,88 | 3,1 |
| II | 3.669 | 67,67 | 3,2 |
| III | 5.977 | 110,24 | 3,0 |
| IV | 6.307 | 116,32 | 2,7 |
| V | 6.337 | 116,88 | 3,1 |
| VI | 6.731 | 124,14 | 3,2 |
| VII | 7.295 | 134,54 | 2,7 |
| VIII | 7.569 | 139,60 | 2,7 |
| IX | 6.575 | 121,27 | 3,0 |
| X | 4.240 | 78,20 | 3,5 |
| XI | 3.381 | 62,36 | 3,9 |
| XII | 3.010 | 55,51 | 3,4 |

**Semana Media**

| | I.M.D. | % I.M.D. | % Pes. |
|-------|--------|----------|--------|
| Lu | 5.899 | 108,80 | 3,4 |
| Ma | 5.689 | 104,92 | 3,7 |
| Me/Mi | 5.975 | 110,20 | 3,4 |
| Xo/Ju | 6.036 | 111,32 | 3,6 |
| Ve/Vi | 6.375 | 117,58 | 3,6 |
| Sa | 4.768 | 87,94 | 1,8 |
| Do | 3.790 | 69,90 | 1,3 |
| Lab | 5.993 | 110,53 | 3,6 |
| Fes | 3.764 | 69,42 | 1,2 |

**Día Medio**

| | Lab. | Fes. | Medio |
|--------------|--------------|--------------|--------------|
| 00 | 47 | 96 | 61 |
| 01 | 24 | 78 | 39 |
| 02 | 13 | 51 | 24 |
| 03 | 10 | 32 | 17 |
| 04 | 18 | 25 | 20 |
| 05 | 54 | 26 | 46 |
| 06 | 142 | 33 | 109 |
| 07 | 318 | 43 | 235 |
| 08 | 361 | 63 | 274 |
| 09 | 377 | 108 | 305 |
| 10 | 314 | 158 | 279 |
| 11 | 319 | 218 | 301 |
| 12 | 329 | 262 | 320 |
| 13 | 367 | 304 | 355 |
| 14 | 391 | 235 | 350 |
| 15 | 391 | 156 | 326 |
| 16 | 367 | 223 | 330 |
| 17 | 374 | 270 | 347 |
| 18 | 400 | 279 | 367 |
| 19 | 406 | 299 | 377 |
| 20 | 389 | 302 | 366 |
| 21 | 294 | 246 | 286 |
| 22 | 189 | 163 | 188 |
| 23 | 99 | 94 | 100 |
| Total | 5.993 | 3.764 | 5.422 |



PROVINCIA DE PONTEVEDRA

2017

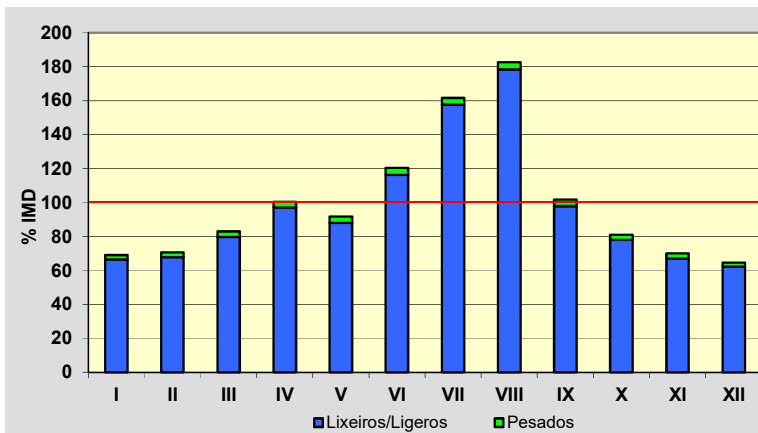
| Código Estación | Tipo | Cuadríc. | | Nome / Nombre | Treito / Tramo | Rede Red | IMD | %Pes |
|--------------------|------|----------|---|--------------------------|----------------------------------------------|-------------|-------|------|
| | | X | Y | | | | | |
| VG-4.6(0) | Per | 5 | G | Monte Leboreiro (VG-4.6) | Alto da Portela (PO-551) - Enl. (Estda. Dip) | VAC | 4.675 | 3,4% |
| VG-4.7(3) | Com | 6 | J | Vilagarcía (VG-4.7) | Carril (PO-548) - Enl. PO-305 | VAC | 4.708 | 8,7% |

TIPO: PER (Permanente), SEM (Semipermanente) y COM (Complementaria)

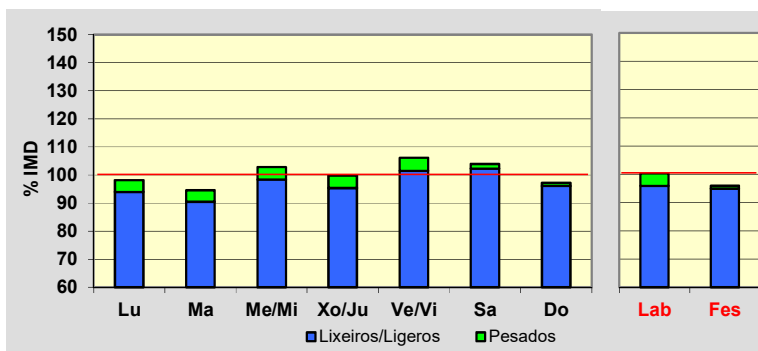
REDE: VAC (Vía alta capacidade), PB (Primaria básica), PC (Primaria complementaria) y S (Secundaria)

Estación: **VG-4.6(0)**Tipo: **PER****MEMORIA DE AFOROS 2017**Rede/Red: **VAC**IMD: **4.675**Nome/Nombre: **Monte Leboreiro (VG-4.6)**IMDp: **158** I₃₀: **919**Treito/Tramo: **Alto da Portela (PO-551) - Enl. (Estda. Dip)**% Pes.: **3,4** I₁₅₀: **720****Variación Mensual**

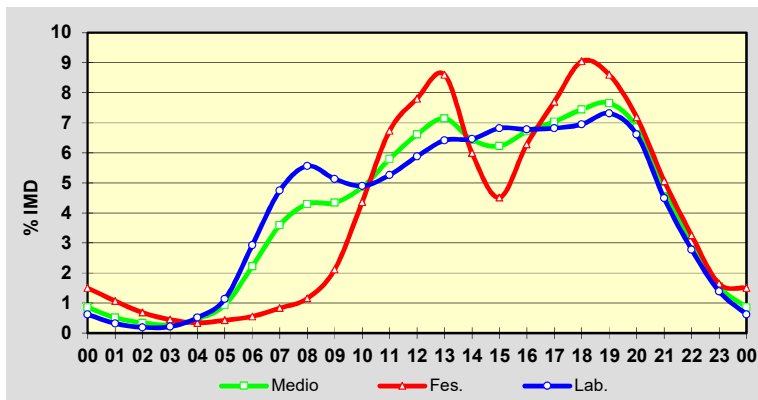
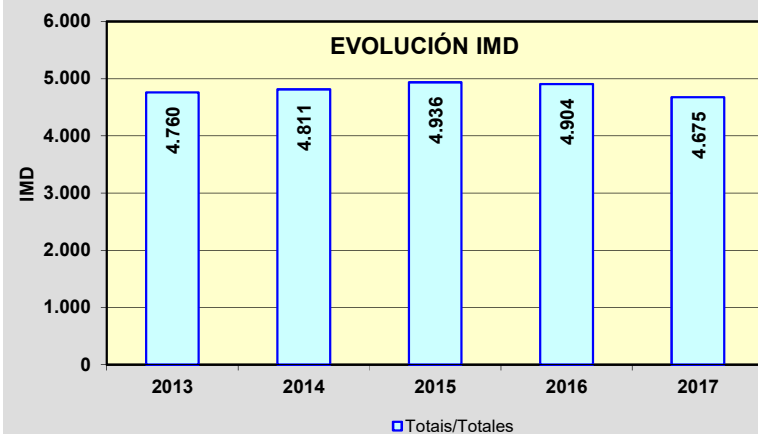
| | I.M.D. | % I.M.D. | % Pes. |
|------|--------|----------|--------|
| I | 3.229 | 69,07 | 3,9 |
| II | 3.305 | 70,70 | 4,1 |
| III | 3.879 | 82,97 | 4,1 |
| IV | 4.695 | 100,43 | 3,3 |
| V | 4.288 | 91,72 | 4,0 |
| VI | 5.634 | 120,51 | 3,4 |
| VII | 7.558 | 161,67 | 2,5 |
| VIII | 8.538 | 182,63 | 2,3 |
| IX | 4.752 | 101,65 | 3,6 |
| X | 3.788 | 81,03 | 3,8 |
| XI | 3.272 | 69,99 | 4,2 |
| XII | 3.020 | 64,60 | 3,7 |

**Semana Media**

| | I.M.D. | % I.M.D. | % Pes. |
|-------|--------|----------|--------|
| Lu | 4.590 | 98,18 | 4,3 |
| Ma | 4.420 | 94,55 | 4,4 |
| Me/Mi | 4.806 | 102,80 | 4,3 |
| Xo/Ju | 4.667 | 99,83 | 4,5 |
| Ve/Vi | 4.962 | 106,14 | 4,4 |
| Sa | 4.856 | 103,87 | 1,5 |
| Do | 4.542 | 97,16 | 1,1 |
| Lab | 4.687 | 100,26 | 4,4 |
| Fes | 4.485 | 95,94 | 1,1 |

**Día Medio**

| | Lab. | Fes. | Medio |
|----|--------------|--------------|--------------|
| 00 | 29 | 70 | 40 |
| 01 | 15 | 50 | 24 |
| 02 | 9 | 32 | 16 |
| 03 | 10 | 21 | 13 |
| 04 | 24 | 16 | 22 |
| 05 | 53 | 20 | 44 |
| 06 | 137 | 26 | 104 |
| 07 | 222 | 39 | 168 |
| 08 | 260 | 54 | 201 |
| 09 | 240 | 99 | 203 |
| 10 | 229 | 204 | 227 |
| 11 | 246 | 315 | 271 |
| 12 | 275 | 365 | 309 |
| 13 | 300 | 402 | 334 |
| 14 | 302 | 280 | 301 |
| 15 | 319 | 211 | 291 |
| 16 | 317 | 294 | 314 |
| 17 | 319 | 360 | 329 |
| 18 | 325 | 423 | 348 |
| 19 | 342 | 402 | 358 |
| 20 | 309 | 336 | 320 |
| 21 | 210 | 237 | 224 |
| 22 | 130 | 152 | 141 |
| 23 | 65 | 77 | 73 |
| | 4.687 | 4.485 | 4.675 |

**EVOLUCIÓN IMD**

Estación: **VG-4.7(3)**Tipo: **COM****MEMORIA DE AFOROS 2017**Rede/Red: **VAC**IMD: **4.708**

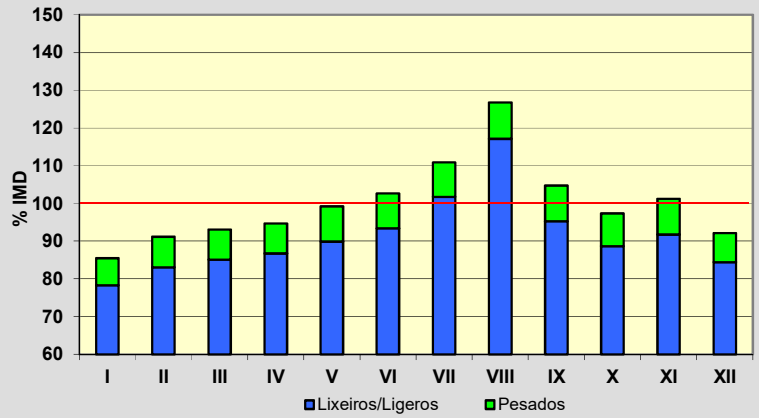
Nome/Nombre:

Vilagarcía (VG-4.7)IMDp: **408** I₃₀: **502**

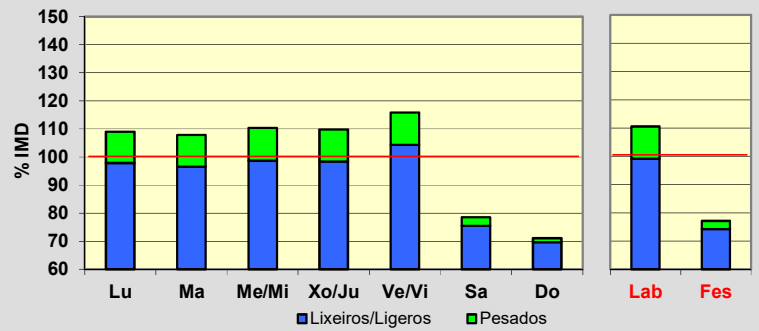
Treito/Tramo:

Carril (PO-548) - Enl. PO-305% Pes.: **8,7** I₁₅₀: **423****Variación Mensual**

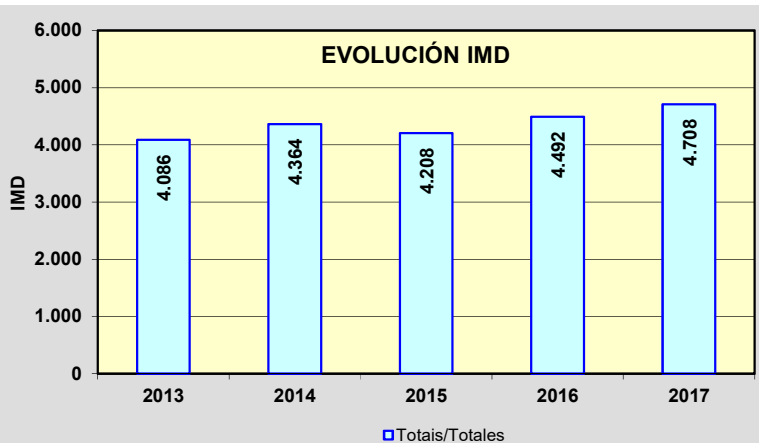
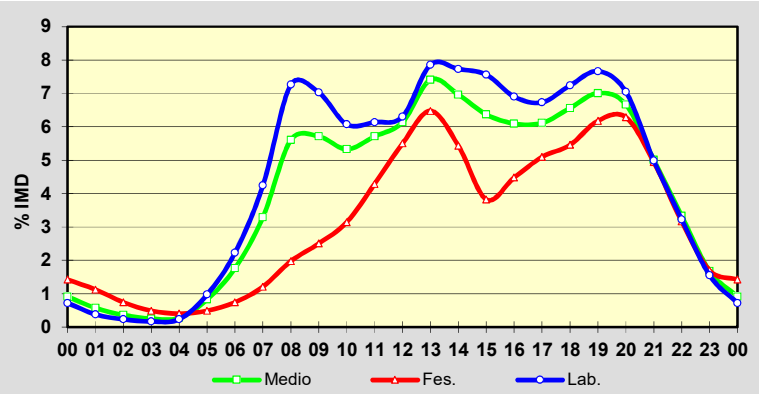
| | I.M.D. | % I.M.D. | % Pes. |
|------|--------|----------|--------|
| I | 4.024 | 85,47 | 8,4 |
| II | 4.290 | 91,12 | 8,8 |
| III | 4.383 | 93,10 | 8,6 |
| IV | 4.458 | 94,69 | 8,4 |
| V | 4.672 | 99,24 | 9,4 |
| VI | 4.832 | 102,63 | 9,0 |
| VII | 5.220 | 110,88 | 8,2 |
| VIII | 5.969 | 126,78 | 7,6 |
| IX | 4.931 | 104,74 | 9,1 |
| X | 4.584 | 97,37 | 8,9 |
| XI | 4.764 | 101,19 | 9,3 |
| XII | 4.338 | 92,14 | 8,4 |

**Semana Media**

| | I.M.D. | % I.M.D. | % Pes. |
|-------|--------|----------|--------|
| Lu | 5.134 | 109,05 | 10,2 |
| Ma | 5.074 | 107,77 | 10,4 |
| Me/Mi | 5.193 | 110,30 | 10,5 |
| Xo/Ju | 5.170 | 109,81 | 10,4 |
| Ve/Vi | 5.453 | 115,82 | 10,0 |
| Sa | 3.695 | 78,48 | 3,8 |
| Do | 3.345 | 71,05 | 2,0 |
| Lab | 5.204 | 110,54 | 10,3 |
| Fes | 3.630 | 77,10 | 3,7 |

**Día Medio**

| | Lab. | Fes. | Medio |
|--------------|--------------|--------------|--------------|
| 00 | 34 | 67 | 43 |
| 01 | 18 | 53 | 27 |
| 02 | 11 | 35 | 17 |
| 03 | 8 | 23 | 12 |
| 04 | 11 | 19 | 13 |
| 05 | 46 | 23 | 39 |
| 06 | 105 | 35 | 83 |
| 07 | 200 | 57 | 155 |
| 08 | 342 | 93 | 264 |
| 09 | 331 | 118 | 269 |
| 10 | 286 | 148 | 251 |
| 11 | 289 | 202 | 269 |
| 12 | 297 | 259 | 289 |
| 13 | 370 | 305 | 349 |
| 14 | 364 | 256 | 328 |
| 15 | 356 | 180 | 300 |
| 16 | 325 | 211 | 287 |
| 17 | 317 | 240 | 288 |
| 18 | 341 | 257 | 309 |
| 19 | 361 | 291 | 330 |
| 20 | 332 | 296 | 314 |
| 21 | 235 | 233 | 236 |
| 22 | 152 | 149 | 157 |
| 23 | 73 | 80 | 79 |
| Total | 5.204 | 3.630 | 4.708 |

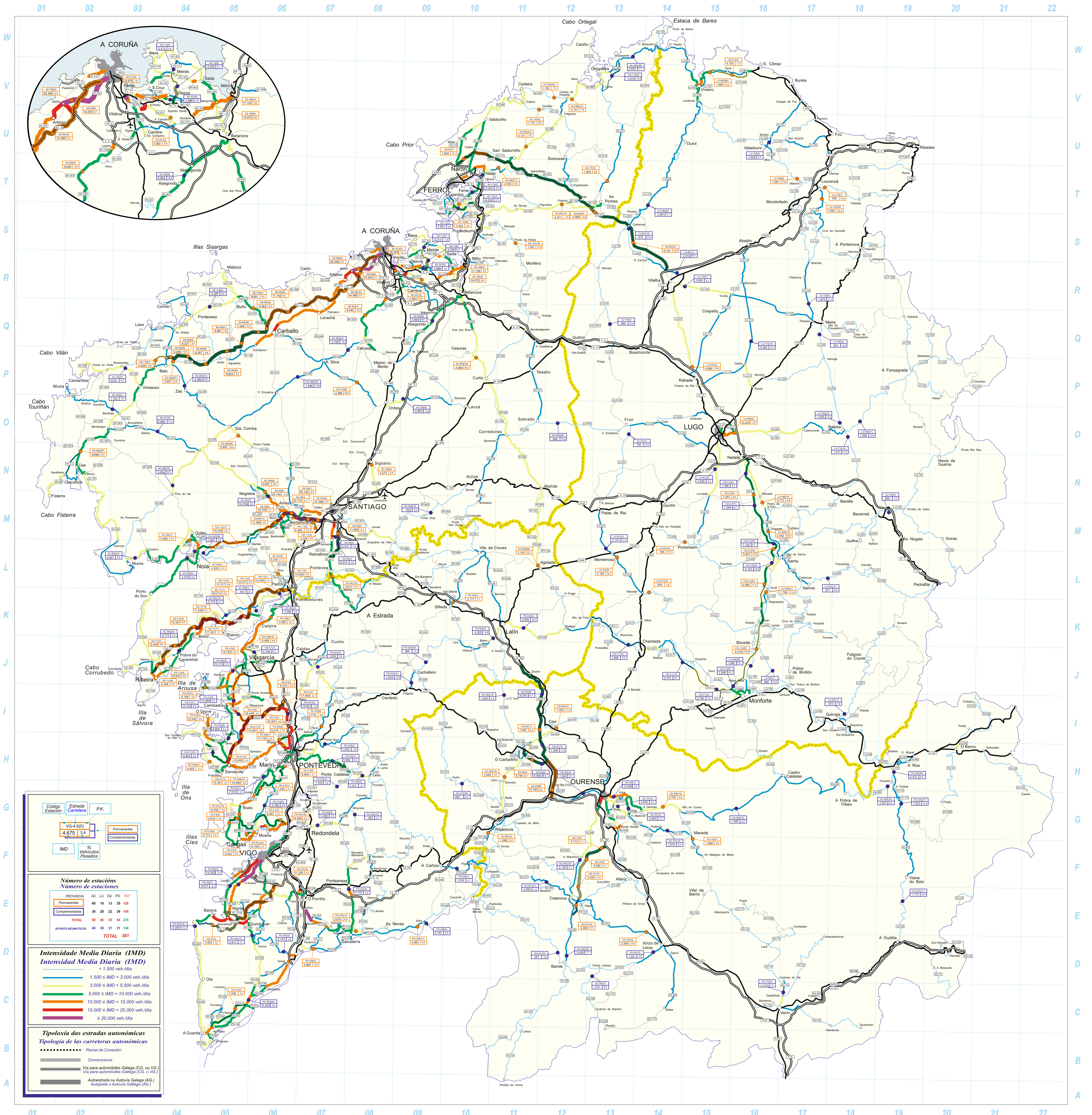


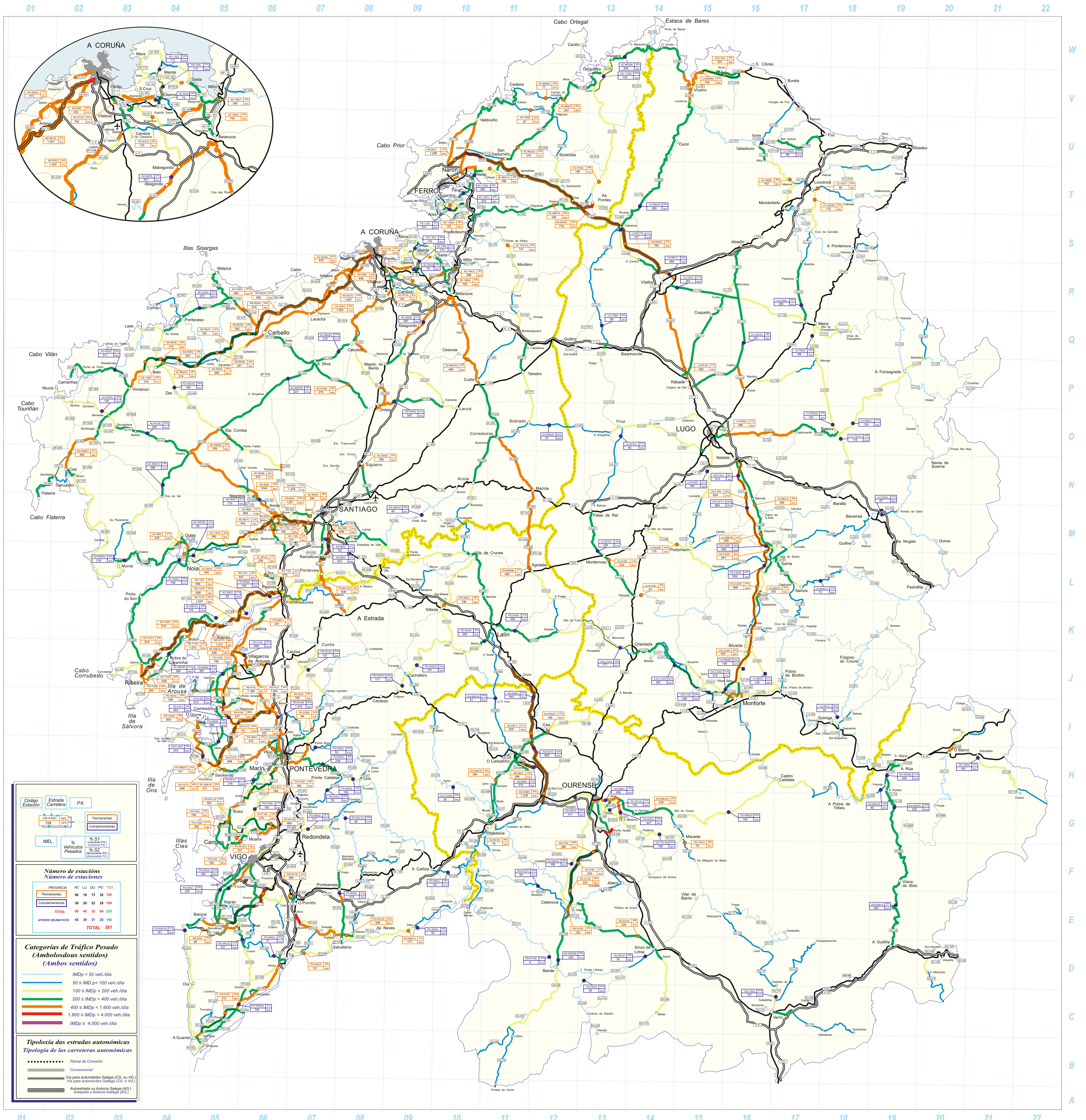
MAPAS DE TRÁFICO

1. MAPA DE AFOROS

2. MAPA DE TRÁFICO PESADO

3. REPARTO DE PESADOS





PROVINCIA DE A CORUÑA
DISTRIBUCIÓN DE TRÁFICO PESADO

2017

| Código Estación | Tipo | Cuadríc. | | Nome / Nombre | IMD pesados | Sentido 1 (hacia) | %1 | %2 | Sentido 2 (hacia) |
|--------------------|------|----------|---|-----------------------------|-------------|-----------------------|-----|-----|-------------------------|
| | | X | Y | | | | | | |
| AC-101(4) | Per | 13 | T | As Pontes (AC-101) | 148 | Ortigueira (AC-862) | 49% | 51% | As Pontes (AC-105) |
| AC-102(4) | Per | 11 | V | Cerdido | 67 | Esteiro (AC-566) | 53% | 47% | As Felgosas (AC-862) |
| AC-115(2) | Com | 10 | T | Neda | 360 | Xubia (AC-862) | 45% | 55% | Fene (N-651) |
| AC-133(1) | Com | 10 | T | Fene (AC-133) | 222 | Mugardos | 52% | 48% | Fene (N-651) |
| AC-133(6) | Per | 10 | T | Piñeiro | 122 | Mugardos | 55% | 45% | Fene (N-651) |
| AC-151(10) | Per | 11 | S | Queixeiro | 141 | Montesalgueiro (N-VI) | 50% | 50% | Campolongo (N-651) |
| AC-164(2) | Per | 10 | R | Bergondo (AC-164) | 705 | Ínsua (N-651) | 45% | 55% | Guísamo (N-VI) |
| AC-164(7) | Per | 10 | R | Ínsua | 388 | Ínsua (N-651) | 48% | 52% | Guísamo (N-VI) |
| AC-211(3) | Per | 8 | R | Fonteculler | 392 | A Pasaxe (N-VI) | 48% | 52% | Fonteculler (AC-215) |
| AC-221(3) | Per | 9 | R | Catro Camiños | 120 | Mabegondo (AC-542) | 50% | 50% | San Pedro de Nós (N-VI) |
| AC-240(10) | Com | 9 | M | Touro (AC-240) | 49 | Ponte Ulla | 45% | 55% | Burres (N-547) |
| AC-250(0) | Per | 8 | N | Barciela | 290 | Lavacolla (A-54) | 47% | 53% | Sigüeiro (N-550) |
| AC-301(2) | Per | 6 | L | Oín | 238 | Augasantas (Deput.) | 51% | 49% | Padrón (N-550) |
| AC-305(0) | Com | 6 | K | Dodro | 150 | Ribeira (AC-550) | 51% | 49% | Padrón (AG-11) |
| AC-305(13) | Com | 5 | K | Araño | 115 | Ribeira (AC-550) | 48% | 52% | Padrón (AG-11) |
| AC-305(30) | Com | 4 | J | Pobra do Caramiñal (AC-305) | 265 | Ribeira (AC-550) | 51% | 49% | Padrón (AG-11) |
| AC-306(1) | Com | 6 | K | Bexo | 29 | AC-553 | 51% | 49% | Bexo (AC-305) |
| AC-400(24) | Com | 7 | P | Pico Cedeira | 275 | Muros | 49% | 51% | Sigrás (N-550) |
| AC-400(35) | Com | 6 | P | Castiñeiro (AC-400) | 223 | Muros | 49% | 51% | Sigrás (N-550) |
| AC-400(72) | Com | 4 | N | Pino do Val (AC-400) | 286 | Muros | 49% | 51% | Sigrás (N-550) |
| AC-404(14) | Com | 4 | P | Zas | 158 | Baio (AC-552) | 56% | 44% | Santa Comba (Deput) |
| AC-406(26) | Per | 5 | O | Ser | 339 | Santa Comba (AC-400) | 50% | 50% | Portomouro (AC-455) |
| AC-413(6) | Per | 8 | P | Lesta | 279 | Carballo (DP-1905) | 54% | 46% | Ordes (CP-5903) |
| AC-418(5) | Per | 5 | Q | Buño | 483 | Malpica | 50% | 50% | Carballo (Enl. AG-55) |
| AC-419(4) | Com | 5 | Q | Pazos | 273 | Ponteceso (AC-424) | 52% | 48% | Buño (AC-418) |
| AC-432(4) | Com | 3 | P | Vimianzo | 211 | Camarías | 50% | 50% | Vimianzo (AC-552) |
| AC-440(2) | Com | 3 | O | Berdoias | 136 | Muxía | 48% | 52% | Berdoias (AC-552) |
| AC-441(9) | Com | 3 | O | Baiñas | 326 | Berdoias (AC-552) | 49% | 51% | Pereira (AC-400) |
| AC-523(7) | Per | 8 | Q | Río Anllóns | 1020 | Meirama | 49% | 51% | Culleredo (A-6) |
| AC-524(5) | Com | 9 | O | Ordes | 300 | Lanzá (N-634) | 51% | 49% | Ordes (N-550) |
| AC-527(0) | Com | 9 | R | Variante Oleiros (AC-527) | 75 | Oleiros (DP-1707) | 58% | 42% | Oleiros (AG-13) |

TIPO: PER (Permanente), SEM (Semipermanente) y COM (Complementaria)

PROVINCIA DE A CORUÑA

2017

DISTRIBUCIÓN DE TRÁFICO PESADO

| Código Estación | Tipo | Cuadríc. | | Nome / Nombre | IMD pesados | Sentido 1 (hacia) | %1 | %2 | Sentido 2 (hacia) |
|-----------------|------|----------|---|----------------------------|-------------|----------------------------|-----|-----|----------------------|
| | | X | Y | | | | | | |
| AC-542(9) | Com | 9 | Q | Abegondo | 507 | Mesón do Vento (N-550) | 51% | 49% | Betanzos (AC-840) |
| AC-543(0) | Per | 7 | M | Vidán | 290 | Noia (AC-550) | 58% | 42% | Santiago (AC-548) |
| AC-543(28) | Com | 4 | L | Noia (AC-543) | 93 | Noia (AC-550) | 47% | 53% | Santiago (AC-548) |
| AC-544(7) | Com | 6 | M | Ponte Maceira | 710 | Negreira | 47% | 53% | Bertamiráns (AC-543) |
| AC-544(8) | Per | 6 | N | Variante Negreira | 570 | Negreira (AC-546) | 49% | 51% | Bertamiráns (AC-543) |
| AC-549(1) | Per | 4 | L | Orro | 184 | Taramancos | 51% | 49% | Orro |
| AC-549(4) | Com | 4 | L | Taramancos | 146 | Taramancos | 49% | 51% | Orro |
| AC-550(43) | Com | 3 | L | Serres | 218 | Ribeira | 48% | 52% | Cee |
| AC-552(5) | Per | 8 | R | A Maceira (Arteixo) | 872 | Cee (AC-550) | 47% | 53% | A Coruña (A Grela) |
| AC-552(57) | Per | 4 | P | Baio | 214 | Cee (AC-550) | 48% | 52% | A Coruña (A Grela) |
| AC-552(87) | Per | 2 | N | Cee (AC-552) | 506 | Cee (AC-550) | 51% | 49% | A Coruña (A Grela) |
| AC-554(1) | Per | 4 | M | Riba de Mar (AC-554) | 239 | Catasueiro (AC-550) | 51% | 49% | Riba de Mar (AC-550) |
| AC-564(15) | Per | 12 | T | Goente | 339 | As Pontes (AG-64) | 50% | 50% | Cabanas (AP-9) |
| AC-566(40) | Per | 12 | V | Campo do Hospital (AC-566) | 77 | Campo do Hospital (AC-862) | 53% | 47% | Narón (AC-862) |
| AC-840(18) | Per | 10 | P | Cesuras | 490 | Agolada (N-640) | 52% | 48% | Betanzos (AC-542) |
| AC-862(11) | Per | 10 | T | San Sadurniño (AC-862) | 198 | San Cibrao | 48% | 52% | Ferrol |
| AC-862(22) | Per | 11 | U | Lamas | 316 | San Cibrao | 53% | 47% | Ferrol |
| AC-862(37) | Per | 12 | V | Campo do Hospital (AC-862) | 247 | San Cibrao | 52% | 48% | Ferrol |
| AC-862(58) | Com | 13 | W | Espasante | 204 | San Cibrao | 48% | 52% | Ferrol |
| AC-934(20) | Com | 12 | O | Sobrado | 72 | As Corredoiras (AC-840) | 52% | 48% | Friol (LU-232) |
| AG-11(0) | Per | 6 | L | Padrón (AG-11) | 676 | Ribeira (AC-550) | 47% | 53% | Padrón (N-550) |
| AG-11(2) | Per | 6 | K | Dodro (AG-11) | 647 | Ribeira (AC-550) | 50% | 50% | Padrón (N-550) |
| AG-11(5) | Per | 6 | K | Rois (AG-11) | 694 | Ribeira (AC-550) | 48% | 52% | Padrón (N-550) |
| AG-11(10) | Per | 5 | K | Bexo (AG-11) | 638 | Ribeira (AC-550) | 50% | 50% | Padrón (N-550) |
| AG-11(11) | Per | 5 | K | Catoira (AG-11) | 1047 | Ribeira (AC-550) | 52% | 48% | Padrón (N-550) |
| AG-11(17) | Per | 5 | K | Rianxo (AG-11) | 1213 | Ribeira (AC-550) | 46% | 54% | Padrón (N-550) |
| AG-11(19) | Per | 5 | K | Taragoña (AG-11) | 1073 | Ribeira (AC-550) | 51% | 49% | Padrón (N-550) |
| AG-11(25) | Per | 4 | K | Boiro (AG-11) | 915 | Ribeira (AC-550) | 50% | 50% | Padrón (N-550) |
| AG-11(31) | Per | 4 | J | Pobra Norte (AG-11) | 816 | Ribeira (AC-550) | 49% | 51% | Padrón (N-550) |
| AG-11(34) | Per | 4 | J | Pobra Sur (AG-11) | 638 | Ribeira (AC-550) | 49% | 51% | Padrón (N-550) |
| AG-11(38) | Per | 4 | J | Palmeira (AG-11) | 503 | Ribeira (AC-550) | 50% | 50% | Padrón (N-550) |

TIPO: PER (Permanente), SEM (Semipermanente) y COM (Complementaria)

PROVINCIA DE A CORUÑA

2017

DISTRIBUCIÓN DE TRÁFICO PESADO

| Código Estación | Tipo | Cuadríc. | | Nome / Nombre | IMD pesados | Sentido 1 (hacia) | %1 | %2 | Sentido 2 (hacia) |
|-----------------|------|----------|---|---------------------------|-------------|----------------------------------------|-----|-----|--------------------------------------------------|
| | | X | Y | | | | | | |
| AG-13(6) | Com | 9 | R | O Castelo | 173 | Coiro (N-VI) | 51% | 49% | O Castelo (VG-1.3) |
| AG-55(6) | Per | 8 | R | Peaxe | 436 | Carballo | 49% | 51% | A Coruña |
| AG-55(10) | Per | 7 | R | Loureda | 1007 | Enl. Paiosaco (Creciente) | 53% | 47% | Enl. A6 (Decreciente) |
| AG-55(24) | Per | 6 | Q | As Rabuceiras | 682 | Enl. Carballo Norte (Creciente) | 50% | 50% | Enl. Laracha (Decreciente) |
| AG-55(34) | Per | 6 | Q | Os Vilares | 818 | Enl. Carballo Sur (AC-552) (Creciente) | 54% | 46% | Enl. Carballo Centro (AC-414) (Decreciente) |
| AG-55(36) | Per | 6 | Q | Oca | 392 | Fisterra | 48% | 52% | A Coruña |
| AG-55(41) | Per | 5 | Q | Coristanco | 352 | Fisterra | 50% | 50% | A Coruña |
| AG-55(46) | Per | 5 | P | Agualada | 347 | Fisterra | 46% | 54% | A Coruña |
| AG-55(50) | Per | 4 | P | Nantón | 369 | Fisterra | 46% | 54% | A Coruña |
| AG-55(54) | Per | 4 | P | Anos | 353 | Fisterra | 48% | 52% | A Coruña |
| AG-55(59) | Per | 4 | P | Baio Este | 312 | Fisterra | 48% | 52% | A Coruña |
| AG-56(1) | Per | 7 | M | Pardiñas Leste (AG-56) | 1476 | Gundín (AC-543) | 53% | 47% | A Rocha (N-550) |
| AG-56(3) | Per | 7 | M | Pardiñas Oeste (AG-56) | 1251 | Gundín (AC-543) | 58% | 42% | A Rocha (N-550) |
| AG-56(6) | Per | 6 | M | Bertamiráns Norte (AG-56) | 1044 | Gundín (AC-543) | 54% | 46% | A Rocha (N-550) |
| AG-56(9) | Per | 6 | M | Brión Leste (AG-56) | 859 | Gundín (AC-543) | 51% | 49% | A Rocha (N-550) |
| AG-56(11) | Per | 6 | M | Brión Oeste (AG-56) | 543 | Gundín (AC-543) | 47% | 53% | A Rocha (N-550) |
| AG-58(0) | Com | 7 | M | Cacheiras (AG-58) | 122 | Cacheiras (AC-841) | 47% | 53% | Cacheiras (AG-59) |
| AG-59(0) | Per | 7 | M | Os Tilos (AG-59) | 638 | Pontevea (AC-841) | 51% | 49% | Santiago (N-525) |
| AG-59(3) | Com | 7 | L | Os Verxeles (AG-59) | 527 | Pontevea (AC-841) | 51% | 49% | Santiago (N-525) |
| AG-64(1) | Per | 10 | T | A Lavandeira | 1299 | Enl. P. I. Río do Pozo (Creciente) | 51% | 49% | Ferrol (AC-116) (Decreciente) |
| AG-64(34) | Per | 12 | S | A Cañota | 779 | Enl. Airios (DP-7003) (Creciente) | 49% | 51% | Enl. Casco Urb. As Pontes (AC-564) (Decreciente) |
| CG-1.3(32) | Com | 13 | V | Variante Ortigueira | 133 | Espasante (AC-862) | 47% | 53% | Ferreiros (AC-101) |
| CG-1.5(21) | Per | 5 | L | Noia (CG-1.5) | 390 | Noia | 50% | 50% | AG-56 |
| VG-1.2(3) | Com | 10 | S | Lodairo (VG-1.2) | 274 | Mugardos | 51% | 49% | Vilar do Colo (AP-9) |
| VG-1.3(2) | Com | 9 | S | Veigue (VG-1.3) | 110 | Enlace de Meirás (AC-183) | 46% | 54% | Veigue (AC-163) |
| VG-1.5(61) | Per | 3 | P | Baio Norte | 315 | Fisterra | 49% | 51% | A Coruña |
| VG-1.7(0) | Per | 7 | M | Biduido | 342 | As Galanas (N-550) | 51% | 49% | Pardiñas (AG-56) |
| VG-1.7(3) | Per | 7 | M | As Galanas Norte (VG-1.7) | 311 | As Galanas (N-550) | 52% | 48% | Pardiñas (AG-56) |

TIPO: PER (Permanente), SEM (Semipermanente) y COM (Complementaria)

PROVINCIA DE LUGO
DISTRIBUCIÓN DE TRÁFICO PESADO

2017

| Código Estación | Tipo | Cuadríc. | | Nome / Nombre | IMD pesados | Sentido 1 (hacia) | %1 | %2 | Sentido 2 (hacia) |
|-----------------|------|----------|---|----------------------------|-------------|------------------------------------------|-----|-----|---------------------------------------|
| | | X | Y | | | | | | |
| AG-64(43) | Per | 13 | S | A Carballosa | 793 | Enl. Cabodaldea (CP-6509) (Creciente) | 47% | 53% | Enl. Cabreiros (LU-540) (Decreciente) |
| CG-2.1(5) | Com | 15 | J | Moreda | 298 | Lalín | 52% | 48% | Monforte |
| CG-2.1(16) | Com | 14 | J | Escairón (CG-2.1) | 261 | Lalín | 52% | 48% | Monforte |
| CG-2.1(31) | Com | 13 | J | Chantada (CG-2.1) | 177 | Lalín | 49% | 51% | Monforte |
| CG-2.2(3) | Com | 16 | N | O Corgo (CG-2.2) | 612 | Monforte de Lemos (VG-2.1) | 50% | 50% | Nadela (A-6) |
| CG-2.2(9) | Per | 16 | N | Maceda (CG-2.2) | 654 | Monforte de Lemos (VG-2.1) | 49% | 51% | Nadela (A-6) |
| CG-2.2(11) | Com | 16 | M | Pobra de San Xiao (CG-2.2) | 669 | Monforte de Lemos (VG-2.1) | 50% | 50% | Nadela (A-6) |
| CG-2.2(20) | Com | 16 | M | Betote (CG-2.2) | 690 | Monforte de Lemos (VG-2.1) | 49% | 51% | Nadela (A-6) |
| CG-2.2(22) | Per | 16 | L | Sarria (CG-2.2) | 641 | Monforte de Lemos (VG-2.1) | 49% | 51% | Nadela (A-6) |
| CG-2.2(25) | Com | 16 | L | Falbán (CG-2.2) | 604 | Monforte de Lemos (VG-2.1) | 50% | 50% | Nadela (A-6) |
| CG-2.2(29) | Per | 16 | L | Oural (CG-2.2) | 568 | Monforte de Lemos (VG-2.1) | 50% | 50% | Nadela (A-6) |
| CG-2.2(45) | Per | 16 | J | Ribas Pequenas | 403 | Monforte de Lemos (VG-2.1) | 52% | 48% | Nadela (A-6) |
| CG-2.2(54) | Com | 15 | J | Seoane | 315 | Monforte de Lemos (VG-2.1) | 53% | 47% | Nadela (A-6) |
| CG-2.3(3) | Per | 15 | V | Xove | 337 | Alto da Portela (PO-551) | 50% | 50% | Alto da Portela (PO-551) |
| LU-113(10) | Com | 16 | Q | Castro | 351 | Abadín (N-634) | 48% | 52% | Rozas (N-640) |
| LU-120(1) | Com | 14 | R | Vilalba (LU-120) | 353 | Paraxes (N-640) | 51% | 49% | Vilalba (N-634) |
| LU-122(3) | Com | 17 | R | Río Miño | 208 | Lourenzá (N-634a) | 48% | 52% | Paraxes (LU-120) |
| LU-122(29) | Per | 17 | T | A Laxe | 172 | Lourenzá (N-634) | 52% | 48% | Paraxes (LU-120) |
| LU-132(1) | Per | 17 | T | Lourenzá (LU-132) | 50 | Vilafernando (N-640) | 52% | 48% | Lourenzá (LU-122) |
| LU-160(9) | Per | 17 | T | Masma | 142 | Ferreira de Valadouro | 48% | 52% | Mondoñedo (N-634) |
| LU-162(0) | Com | 16 | U | Valadouro (LU-162) | 89 | Cangas de Foz (N-642) | 53% | 47% | Ferreira de Valadouro (LU-160) |
| LU-170(4) | Com | 13 | Q | Parga (LU-170) | 85 | Cabreiros (LU-861) | 50% | 50% | Parga (N-VI) |
| LU-212(9) | Per | 13 | L | Monterroso (LU-212) | 232 | Monterroso (N-640) | 51% | 49% | Taboada (Avda. de Lugo) |
| LU-221(2) | Com | 13 | L | Monterroso (LU-221) | 238 | Palas de Rei (N-547) | 49% | 51% | Monterroso (N-640) |
| LU-231(2) | Com | 13 | O | Friol (LU-231) | 60 | Friol (LU-232) | 51% | 49% | A Baiuca (Deput) |
| LU-530(2) | Per | 15 | O | Lugo (LU-530) | 289 | A Fonsagrada (LU-701) | 51% | 49% | Lugo |
| LU-530(31) | Com | 18 | O | Baleira | 124 | A Fonsagrada (LU-701) | 51% | 49% | Lugo |
| LU-540(33) | Com | 14 | T | Cabreiros (LU-540) | 290 | Cabreiros (LU-861) | 46% | 54% | Viveiro (LU-862) |
| LU-541(0) | Per | 15 | P | Rábade (LU-541) | 505 | Vilalba (N-634) | 51% | 49% | Rábade (A-6) |
| LU-546(10) | Per | 16 | M | Maceda | 364 | Monforte (LU-664) | 49% | 51% | Nadela (N-VI) |
| LU-546(16) | Per | 16 | M | Sarria (LU-546) | 258 | Monforte (LU-664) | 47% | 53% | Nadela (N-VI) |

TIPO: PER (Permanente), SEM (Semipermanente) y COM (Complementaria)

PROVINCIA DE LUGO

2017

DISTRIBUCIÓN DE TRÁFICO PESADO

| Código Estación | Tipo | Cuadríc. | | Nome / Nombre | IMD pesados | Sentido 1 (hacia) | %1 | %2 | Sentido 2 (hacia) |
|--------------------|------|----------|---|-------------------|-------------|----------------------------|-----|-----|---------------------|
| | | X | Y | | | | | | |
| LU-546(31) | Per | 16 | L | Oural | 202 | Monforte (LU-664) | 48% | 52% | Nadela (N-VI) |
| LU-546(50) | Com | 16 | J | Monforte de Lemos | 108 | Monforte (LU-644) | 53% | 47% | Nadela (N-VI) |
| LU-611(35) | Per | 14 | L | Taboada | 43 | Taboada (N-540) | 56% | 44% | Rubián (LU-546) |
| LU-612(5) | Com | 15 | N | Santiago de Saa | 194 | Portomarín | 51% | 49% | Lugo (Antiga N-540) |
| LU-633(31) | Com | 17 | L | Samos | 73 | Alto do Hospital (N-540) | 42% | 58% | Pedrafita (N-VI) |
| LU-633(76) | Per | 14 | M | Portomarín | 115 | O Alto do Hospital (N-540) | 49% | 51% | Pedrafita (N-VI) |
| LU-651(1) | Com | 18 | I | Quiroga | 34 | Seoane do Courel | 50% | 50% | Quiroga (LU-933) |
| LU-652(7) | Com | 16 | J | Río Cabe | 129 | Barrio Estación (LU-933) | 51% | 49% | Bóveda (LU-546) |
| LU-710(14) | Com | 18 | O | Baleira (LU-710) | 116 | O Cádavo (LU-530) | 48% | 52% | Baralla (N-VI) |
| LU-722(2) | Com | 19 | M | Becerreá | 67 | Ponte do Río Rao | 51% | 49% | Becerreá |
| LU-750(3) | Com | 17 | Q | Meira | 109 | O Cádavo (LU-530) | 53% | 47% | Meira (N-640) |
| LU-750(22) | Com | 18 | O | Baleira (LU-750) | 125 | O Cádavo (LU-530) | 53% | 47% | Meira (N-640) |
| LU-861(1) | Com | 14 | R | Vilalba (LU-861) | 454 | Igrexafeita (AG-64) | 50% | 50% | Vilalba (N-634) |
| LU-861(16) | Com | 13 | S | San Martiño | 107 | Igrexafeita (AG-64) | 57% | 43% | Vilalba (N-634) |
| LU-862(90) | Per | 15 | V | Viveiro Leste | 159 | San Cibrao | 52% | 48% | Ferrol |

TIPO: PER (Permanente), SEM (Semipermanente) y COM (Complementaria)

PROVINCIA DE OURENSE
DISTRIBUCIÓN DE TRÁFICO PESADO

2017

| Código Estación | Tipo | Cuadríc. | | Nome / Nombre | IMD pesados | Sentido 1 (hacia) | %1 | %2 | Sentido 2 (hacia) |
|-----------------|------|----------|---|------------------------|-------------|------------------------------------|-----|-----|------------------------------|
| | | X | Y | | | | | | |
| AG-31(0) | Per | 13 | F | O Ribeiro | 289 | Celanova (OU-540) | 50% | 50% | Saída 217 (A-52) |
| AG-31(6) | Per | 12 | F | A Manchica | 230 | Celanova (OU-540) | 47% | 53% | Saída 217 (A-52) |
| AG-31(10) | Per | 12 | E | Os Carrís | 225 | Celanova (OU-540) | 48% | 52% | Saída 217 (A-52) |
| AG-31(16) | Per | 12 | E | Mandrás | 120 | Celanova (OU-540) | 44% | 56% | Saída 217 (A-52) |
| AG-53(64) | Com | 12 | I | Piñor (AG-53) | 943 | Barbantes (A-52) | 50% | 50% | Alto de Sto. Domingo (AP-53) |
| AG-53(71) | Per | 11 | I | Carballiño (AG-53) | 929 | Barbantes (A-52) | 51% | 49% | Alto de Sto. Domingo (AP-53) |
| AG-53(74) | Com | 12 | H | Maside (AG-53) | 859 | Barbantes (A-52) | 55% | 45% | Alto de Sto. Domingo (A-52) |
| AG-53(85) | Per | 12 | G | Barbantes (AG-53) | 1238 | Barbantes (A-52) | 50% | 50% | Alto de Sto. Domingo (AP-53) |
| AG-54(0) | Com | 12 | H | Maside (AG-54) | 410 | O Carballiño (N-541) | 51% | 49% | AG-53 |
| AG-54(2) | Per | 11 | H | O Carballiño (AG-54) | 348 | O Carballiño (N-541) | 49% | 51% | AG-53 |
| OU-101(3) | Com | 13 | G | Santa Mariña (OU-101) | 145 | Maceda | 54% | 46% | Ourense |
| OU-101(18) | Com | 14 | G | Maceda (OU-101) | 126 | Maceda | 52% | 48% | Ourense |
| OU-103(1) | Per | 15 | F | Maceda (OU-103) | 74 | Os Milagres do Medo | 49% | 51% | Maceda (OU-104) |
| OU-113(3) | Com | 17 | C | Caldeliñas (OU-113) | 133 | Vilar de Barrio | 53% | 47% | Verín (N-525) |
| OU-212(25) | Com | 10 | H | Avión | 30 | Beade (OU-504) | 50% | 50% | A Ermida (N-541) |
| OU-301(3) | Com | 14 | D | As Lamas | 76 | Bande (OU-540) | 42% | 58% | Xinzo (N-525) |
| OU-302(2) | Com | 13 | D | Ponte Liñares (OU-302) | 29 | Fronteira de Portugal | 51% | 49% | A Ponte Liñares (OU-301) |
| OU-402(3) | Com | 12 | G | Ourense (OU-402) | 141 | Rabiño (OU-801) | 50% | 50% | Ourense |
| OU-411(0) | Com | 12 | D | Bande Oeste | 6 | Agra (OU-801) | 79% | 21% | Bande (OU-540) |
| OU-504(10) | Per | 11 | H | Leiro | 264 | Cea | 48% | 52% | Ribadavia |
| OU-504(27) | Per | 12 | I | Cea | 149 | Cea | 47% | 53% | Ribadavia |
| OU-531(4) | Per | 14 | D | Vilar de Santos | 230 | A Cortegada (OU-801) | 49% | 51% | Xinzo de Limia (N-525) |
| OU-531(31) | Com | 12 | F | Pambre | 94 | A Cortegada (OU-801) | 53% | 47% | Xinzo de Limia (N-525) |
| OU-533(11) | Com | 19 | E | Pradocabalos | 263 | A Rúa (N-120) | 48% | 52% | A Gudiña (N-525) |
| OU-533(37) | Com | 19 | G | Santa Cruz | 220 | A Rúa (N-120) | 50% | 50% | A Gudiña (N-525) |
| OU-533(48) | Com | 19 | H | Petín (OU-533) | 329 | A Rúa (N-120) | 51% | 49% | A Gudiña (N-525) |
| OU-536(1) | Com | 13 | G | Ourense | 438 | A Pobra de Tribes (OU-636) | 53% | 47% | Ourense |
| OU-536(14) | Per | 14 | G | Esgos | 234 | A Pobra de Tribes (OU-636) | 49% | 51% | Ourense |
| OU-536(33) | Com | 16 | G | Vilariño Frio | 155 | A Pobra de Tribes (OU-636) | 50% | 50% | Ourense |
| OU-537(2) | Com | 13 | G | San Ciprián (OU-537) | 427 | A Medorra (OU-101) | 50% | 50% | A Derrasa (OU-536) |
| OU-540(16) | Com | 12 | F | Manchica | 109 | Fronteira de Portugal (A Madalena) | 46% | 54% | Ourense |

TIPO: PER (Permanente), SEM (Semipermanente) y COM (Complementaria)

PROVINCIA DE OURENSE
DISTRIBUCIÓN DE TRÁFICO PESADO

2017

| Código Estación | Tipo | Cuadríc. | | Nome / Nombre | IMD pesados | Sentido 1 (hacia) | %1 | %2 | Sentido 2 (hacia) |
|--------------------|------|----------|---|-------------------|-------------|------------------------------------|-----|-----|--------------------------------------|
| | | X | Y | | | | | | |
| OU-540(39) | Com | 12 | D | Bande (OU-540) | 203 | Fronteira de Portugal (A Madalena) | 49% | 51% | Ourense |
| OU-636(18) | Com | 19 | H | Freixido (OU-636) | 82 | Freixido (OU-533) | 48% | 52% | A Pobra de Tribes (OU-536) |
| OU-801(2) | Per | 10 | G | Francelos | 79 | Ribadavia (N-120) | 49% | 51% | Ponte Barxas (Fronteira de Portugal) |
| OU-902(18) | Com | 11 | I | O Irixo | 51 | O Carballiño (N-541) | 50% | 50% | Lalín (PO-534) |

TIPO: PER (Permanente), SEM (Semipermanente) y COM (Complementaria)

PROVINCIA DE PONTEVEDRA

2017

DISTRIBUCIÓN DE TRÁFICO PESADO

| Código Estación | Tipo | Cuadríc. | | Nome / Nombre | IMD pesados | Sentido 1 (hacia) | %1 | %2 | Sentido 2 (hacia) |
|--------------------|------|----------|---|-----------------------|-------------|---------------------------------|-----|-----|-------------------------|
| | | X | Y | | | | | | |
| AG-41(0) | Per | 6 | I | Curro | 785 | Sanxenxo (VG-4.1) | 50% | 50% | Curro (AP-9) |
| AG-41(3) | Per | 6 | I | Curro (AG-41) | 1091 | Sanxenxo (VG-4.1) | 52% | 48% | Curro (AP-9) |
| AG-41(4) | Per | 6 | I | Mosteiro (AG-41) | 1189 | Sanxenxo (VG-4.1) | 50% | 50% | Curro (AP-9) |
| AG-41(8) | Per | 5 | I | Meis (AG-41) | 977 | Sanxenxo (VG-4.1) | 48% | 52% | Curro (AP-9) |
| AG-41(14) | Per | 5 | H | Ribadumia (AG-41) | 741 | Sanxenxo (VG-4.1) | 50% | 50% | Curro (AP-9) |
| AG-41(15) | Per | 5 | H | Meaño (AG-41) | 694 | Sanxenxo (VG-4.1) | 50% | 50% | Curro (AP-9) |
| AG-41(17) | Per | 5 | H | Sanxenxo (AG-41) | 648 | Sanxenxo (VG-4.1) | 49% | 51% | Curro (AP-9) |
| AG-57(2) | Per | 5 | E | Baiona (AG-57) | 89 | Enlace 2º Cinturón Vigo (VG-20) | 50% | 50% | Baiona (PO-552) |
| AG-57(19) | Per | 6 | E | Puxeiros | 490 | Enlace 2º Cinturón Vigo (VG-20) | 53% | 47% | Baiona (PO-552) |
| CG-4.1(0) | Per | 6 | G | Túnel Domaio (CG-4.1) | 310 | Alto da Portela (PO-551) | 52% | 48% | Rande (AP-9) |
| CG-4.2(3) | Per | 5 | C | Bustelo | 312 | A Guarda | 52% | 48% | Goíán |
| PO-205(1) | Per | 10 | K | Silleda (PO-205) | 198 | Vila de Cruces (PO-206) | 54% | 46% | Silleda (N-525) |
| PO-221(4) | Com | 7 | J | Moraña | 137 | Campo Lameiro (PO-223) | 51% | 49% | Caldas (N-640) |
| PO-223(6) | Per | 7 | I | Xeve (PO-223) | 96 | Campo Lameiro (PO-222) | 49% | 51% | Pontevedra |
| PO-233(2) | Com | 7 | H | Ponte Bora (PO-233) | 53 | Carballedo (PO-232) | 49% | 51% | Ponte Bora (N-541) |
| PO-244(3) | Com | 7 | G | Ponte Caldelas | 55 | Soutomaior | 50% | 50% | Ponte Caldelas (PO-255) |
| PO-250(2) | Com | 7 | G | Redondela | 117 | Forzáns (PO-255) | 52% | 48% | Redondela |
| PO-252(12) | Com | 8 | G | Moscoso | 20 | Moscoso (PO-250) | 49% | 51% | Mondariz (PO-261) |
| PO-255(3) | Com | 8 | H | Caritel | 155 | Petán (N-120) | 49% | 51% | Ponte Caldelas (PO-532) |
| PO-307(3) | Per | 5 | I | Illa de Arousa | 348 | Deiro (PO-549) | 50% | 50% | Illa de Arousa |
| PO-308(1) | Per | 6 | H | Poio | 474 | A Lanzada (VG-4.1) | 47% | 53% | Pontevedra (PO-531) |
| PO-308(14) | Per | 5 | H | Sanxenxo | 331 | A Lanzada (VG-4.1) | 50% | 50% | Pontevedra (PO-531) |
| PO-308(21) | Per | 5 | H | Portonovo | 141 | A Lanzada (VG-4.1) | 47% | 53% | Pontevedra (PO-531) |
| PO-313(6) | Com | 6 | G | Marín (PO-313) | 105 | Moaña (PO-551) | 51% | 49% | Marín (PO-546) |
| PO-315(8) | Per | 5 | G | Menduiña | 200 | Cangas (PO-551) | 51% | 49% | Bueu (PO-551) |
| PO-316(3) | Per | 5 | I | O Grove | 605 | O Grove | 50% | 50% | A Lanzada (PO-550) |
| PO-325(7) | Com | 5 | E | Santa Marta (Saians) | 223 | A Ramallosa (PO-552) | 48% | 52% | Vigo |
| PO-340(3) | Com | 6 | D | Randufe (Tui) | 77 | A Ramallosa (PO-552) | 49% | 51% | Tui (N-550) |
| PO-340(12) | Com | 6 | D | Couso | 221 | A Ramallosa (PO-552) | 51% | 49% | Tui (N-550) |
| PO-400(17) | Per | 9 | E | Arbo | 177 | Filgueira (PO-801) | 51% | 49% | Salvaterra (PO-403) |
| PO-403(9) | Com | 8 | E | Ponteareas (PO-403) | 410 | Ponteareas (N-120) | 51% | 49% | Salvaterra (PO-400) |

TIPO: PER (Permanente), SEM (Semipermanente) y COM (Complementaria)

PROVINCIA DE PONTEVEDRA

2017

DISTRIBUCIÓN DE TRÁFICO PESADO

| Código Estación | Tipo | Cuadríc. | | Nome / Nombre | IMD pesados | Sentido 1 (hacia) | %1 | %2 | Sentido 2 (hacia) |
|-----------------|------|----------|---|--------------------------|-------------|---------------------------------------|-----|-----|-------------------------------|
| | | X | Y | | | | | | |
| PO-404(3) | Per | 7 | D | Tui | 121 | A Rañada (PO-510) | 50% | 50% | Guillarei (N-550) |
| PO-405(0) | Com | 9 | E | Ponte de Arbo | 55 | Ponte de Arbo (Fronteira de Portugal) | 50% | 50% | Arbo (PO-400) |
| PO-406(1) | Com | 10 | F | A Cañiza | 62 | Filgueira (PO-801) | 49% | 51% | A Cañiza |
| PO-510(14) | Per | 8 | D | Salvaterra (PO-510) | 308 | Salvaterra (PO-400) | 50% | 50% | Atios (N-550) |
| PO-531(9) | Com | 6 | I | Curro (PO-531) | 1472 | Baión (N-640) | 50% | 50% | Pontevedra |
| PO-532(7) | Com | 7 | H | Ponte Caldelas | 238 | Ponte Caldelas (PO-255) | 49% | 51% | Pontevedra (N-541) |
| PO-533(4) | Com | 11 | K | Lalín (PO-533) | 352 | Alto do Faro | 51% | 49% | Lalín |
| PO-534(3) | Com | 10 | K | Lalín (PO-534) | 293 | Folgosos (N-541) | 48% | 52% | Lalín (N-525) |
| PO-534(24) | Com | 9 | J | Aciveiro | 101 | Folgosos (N-541) | 51% | 49% | Lalín (N-525) |
| PO-534(31) | Com | 9 | J | Folgosos | 171 | Folgosos (N-541) | 50% | 50% | Lalín (N-525) |
| PO-535(0) | Per | 6 | H | Mosteiro de Poio | 257 | San Xoán de Poio (PO-308) | 38% | 62% | Mosteiro de Poio (VG-4.8) |
| PO-548(7) | Per | 6 | K | Catoira | 321 | Vilagarcía de Arousa | 47% | 53% | Pontecesures (N-550) |
| PO-548(16) | Per | 5 | J | Carril | 439 | Vilagarcía de Arousa | 51% | 49% | Pontecesures (N-550) |
| PO-549(3) | Com | 5 | J | Vilanova de Arousa | 303 | Cambados (VG-4.3) | 50% | 50% | Vilagarcía de Arousa (PO-301) |
| PO-550(8) | Com | 5 | H | Dena | 386 | A Lanzada (VG-4.1) | 55% | 45% | Cambados (VG-4.3) |
| PO-551(1) | Com | 6 | H | Seixo | 216 | Rande (N-554) | 51% | 49% | Marín (Pavillón E. Naval) |
| PO-551(13) | Per | 5 | G | Bueu | 353 | Rande (N-554) | 50% | 50% | Marín (Pavillón E. Naval) |
| PO-551(22) | Per | 5 | F | Tirán | 257 | Rande (N-554) | 49% | 51% | Marín (Pavillón E. Naval) |
| PO-551(32) | Per | 6 | G | Domaio | 469 | Rande (N-554) | 52% | 48% | Marín (Pavillón E. Naval) |
| PO-552(3) | Com | 5 | E | A Xurela | 352 | Tui (N-551) | 50% | 50% | Vigo (Av do Alcalde Portanet) |
| PO-552(19) | Com | 4 | E | Rocamar | 181 | Tui (N-551) | 57% | 43% | Vigo (Av do Alcalde Portanet) |
| PO-552(60) | Com | 5 | C | Forcadela (PO-552) | 793 | Tui (N-551) | 51% | 49% | Vigo (Av do Alcalde Portanet) |
| PO-840(68) | Per | 11 | L | Agolada | 400 | Agolada (N-640) | 51% | 49% | Betanzos (AC-542) |
| PO-841(12) | Per | 7 | L | Pontevea Sur | 638 | Santiago (N-525) | 55% | 45% | A Estrada |
| VG-4.1(24) | Com | 5 | H | A Lanzada (VG) | 474 | A Lanzada (PO-550) | 52% | 48% | Sanxenxo (AG-41) |
| VG-4.2(1) | Com | 5 | I | Barrantes (VG-4.2) | 853 | Cambados (PO-300) | 50% | 50% | Saída 7 (VG-4.1) |
| VG-4.3(0) | Com | 5 | I | Cambados (VG-4.3) | 814 | Vilagarcía de Arousa (N-640) | 50% | 50% | Cambados (PO-300) |
| VG-4.3(4) | Per | 5 | J | Enlace Illa | 782 | Vilagarcía de Arousa (N-640) | 50% | 50% | Cambados (PO-300) |
| VG-4.4(0) | Per | 6 | H | Marín (VG-4.4) | 362 | Ardán (PO-551) | 48% | 52% | Lourizán (PO-12) |
| VG-4.4(11) | Per | 6 | G | Ardán (VG-4.4) | 294 | Ardán (PO-551) | 49% | 51% | Lourizán (PO-12) |
| VG-4.5(2) | Per | 5 | F | Colexio "A Rúa" (VG-4.5) | 165 | Cangas (PO-551) | 50% | 50% | Moaña (CG-4.1) |

TIPO: PER (Permanente), SEM (Semipermanente) y COM (Complementaria)

PROVINCIA DE PONTEVEDRA

2017

DISTRIBUCIÓN DE TRÁFICO PESADO

| Código Estación | Tipo | Cuadríc. | | Nome / Nombre | IMD pesados | Sentido 1 (hacia) | %1 | %2 | Sentido 2 (hacia) |
|--------------------|------|----------|---|--------------------------|-------------|-------------------|-----|-----|--------------------------|
| | | X | Y | | | | | | |
| VG-4.6(0) | Per | 5 | G | Monte Leboreiro (VG-4.6) | 158 | Menduíña (PO-315) | 48% | 52% | Alto da Portela (PO-551) |
| VG-4.7(3) | Com | 6 | J | Vilagarcía (VG-4.7) | 408 | Baión (N-640) | 52% | 48% | Carril (PO-548) |

TIPO: PER (Permanente), SEM (Semipermanente) y COM (Complementaria)